

ACCURATE RESULTS FOR PRIMORDIAL BLACK HOLES FROM SPECTRA WITH A DISTINGUISHED SCALE

David Blais

*Laboratoire de Physique Mathématique et Théorique, UMR 5825 CNRS,
Université de Montpellier II, 34095 Montpellier, France.*

Torsten Bringmann

Department of Physics, Stockholm University, 10691 Stockholm, Sweden.

Claus Kiefer

Institut für Theoretische Physik, Universität zu Köln, Zùlpicher Str. 77, 50937 Köln, Germany.

David Polarski

*Laboratoire de Physique Mathématique et Théorique, UMR 5825 CNRS,
Université de Montpellier II, 34095 Montpellier, France* and
Laboratoire de Mathématiques et Physique Théorique, UMR 6083 CNRS,
Université de Tours, Parc de Grandmont, 37200 Tours, France.*

(Dated: October 31, 2018)

We perform an accurate computation of the production rate for primordial black holes (PBHs). The reason is that the underlying mass variance had been overestimated systematically, as was shown recently. For scale-free powerlaw primordial spectra, and for a Universe with critical density, the mass variance is less than 34% of its value thought earlier for the spectral index in the range $1 \leq n \leq 1.3$. We then extend our study to spectra with a characteristic scale and find the accurate shape of the corresponding mass variance. For a pure step in the primordial spectrum, the step in the variance is smoothed around the characteristic scale k_s . For a spectrum with large oscillations near k_s , we find a pronounced bump in the variance. This could yield a significant part of the cold dark matter in the form of PBHs with mass M in the range $5 \times 10^{15} \text{ g} \lesssim M \lesssim 10^{21} \text{ g}$.

PACS numbers: 04.62.+v, 98.80.Cq

I. INTRODUCTION

Primordial black holes (PBHs) are black holes that result from the collapse of density fluctuations in the early Universe [1]. This is the only way to produce black holes with mass smaller than about three solar masses (except possibly by the production of black holes in accelerators, as has recently been discussed in the speculative framework of branes). This makes them interesting for several reasons. First, PBHs with initial mass $\lesssim M_* \approx 5 \times 10^{14} \text{ g}$ have been already evaporated by Hawking radiation or evaporate at the present stage of the Universe. They would play a key role in studying quantum gravitational effects of black holes (see, e.g., [2]). Second, PBHs with any mass could be an excellent indicator of the conditions in the early Universe. And third, they could in principle contribute a major part to dark matter. As no PBHs have yet been observed (or identified as such), existing observational limits can strongly constrain scenarios of the early Universe.

One of the most successful scenarios is inflation (see, e.g., [3] for a review). It leads to a primordial spectrum of fluctuations that can serve as the seed for the observed structure in the Universe. Recent observations of the anisotropies in the cosmic microwave background (CMB) radiation strongly support inflation. Depending on the exact form of the spectrum, the same fluctuations can also lead to the formation of PBHs (see, e.g., [4, 5]). Most models of inflation predict a scale-free spectrum with a spectral index n very close to the scale-invariant case $n = 1$. A significant number of PBHs can only be produced for $n > 1$ (a “blue spectrum”), since these values lead to more power on small scales (this was first addressed in [6]). Observational limits (both from Hawking radiation and the fact that PBHs must not overclose the Universe) strongly constrain n . This, therefore, yields a constraint on inflationary models that is independent of the cosmological constraints from the CMB and large-scale structure.

It has been found recently that the production rate of PBHs was systematically overestimated [7]. The reason is that one has to use the transfer function (the tool to describe the evolution of fluctuations within the horizon) and evaluate it at the onset of PBH formation, not at the present time. The qualitative explanation goes as follows: at

* permanent address after September 1, 2002.

each stage of the cosmological evolution, the correct use of the transfer function takes into account the dynamics of the fluctuations after horizon-entry. This leads effectively to very different spectra on small scales at different times. A general formula to remedy this earlier deficiency has been presented in [7] and some quantitative estimates have been given. The extension from vanishing cosmological constant discussed in [7] to the nonvanishing case has been performed in [8]. However, an accurate calculation has to be done numerically. This will be done here and will constitute the first aim of the present paper.

Although scale-free models have been successful so far, it is not clear that the true spectrum must be exactly scale-free. The inflaton potential may exhibit distinguished features at an energy scale relevant to GUT theories. This would lead to models with broken scale invariance (BSI). One simple example would be a jump in the derivative of the inflaton potential, interrupting the slow-roll behavior and leading to additional particle creation and formation of PBHs. The spectrum of fluctuations resulting from such a jump can be presented analytically in closed form [9]. It can cope surprisingly well with observational constraints like the possible presence of a bump in the matter power spectrum [10]. The BSI model contains two additional parameters: the strength of the jump, p , and its location, k_s .

In [7] we have already discussed the simple case of a pure step in the mass variance. The BSI model of [9] is, of course, of much more physical relevance. The second aim of our paper is thus to perform an accurate calculation of PBH production in this model. In fact, the production rate can be so high that the PBHs could be candidates for massive compact halo objects (MACHOs) and thus contribute a significant part of the dark matter in the Universe [11].

BSI models have the advantage that they are the only realistic models of PBH formation. The reason is that scale-free models need a certain fine-tuning to lead to a significant number of PBHs: if the spectral index is only a little more than some critical value n^* , the PBH production rate would be so high that it were in conflict with observation. On the other hand, for n being somewhat smaller than n^* , the production rate would be exponentially small and one would never have the chance to observe a PBH. The critical value is $n^* \approx 1.3$ [7] which is slightly bigger than current observational limits (see e.g. [12]). Even more, a blue spectrum with constant spectral index close to n^* is inevitably ruled out due to the overproduction of PBHs which have evaporated by now and contribute to the diffuse γ -ray background. The situation will be drastically different in a BSI model, as will become clear from the results presented here. PBH production from models with a scale was considered before [13, 14, 15], but we shall reconsider it here in the light of our improved formulae from [7].

Our paper is organized as follows. In Sec. II we shall briefly review the fundamental formalism to calculate PBH formation, see [1] and [7] for more details. In particular, we shall present the crucial relation between primordial power spectrum and mass variance. In Sec. III we then give accurate results for the cases of scale-free spectra, spectra with a pure step, and the BSI model of [9]. Sec. IV is devoted to the discussion of observational constraints for each of these situations. For the BSI model, in particular, these constraints allow the possibility to form PBHs in the mass range $5 \times 10^{15} \text{ g} \lesssim M \lesssim 10^{21} \text{ g}$. Such PBHs could play the role of MACHOs in the halos of galaxies and could contribute significantly to the dark matter in the Universe.

II. PBH FORMATION

It was realized some time ago that a spectrum of primordial density fluctuations would inevitably lead to the production of primordial black holes. Let us assume for simplicity that a PBH is formed when the density contrast averaged over a volume of the (linear) size of the Hubble radius satisfies $\delta_{min} \leq \delta \leq \delta_{max}$, where the PBH mass M_{PBH} is just the ‘‘horizon mass’’ M_H , the mass contained inside the Hubble volume. Usually one takes $\delta_{min} \approx \frac{1}{3}$ and $\delta_{max} = 1$; however, recent numerical simulations suggest a higher value of $\delta_{min} \approx 0.7$ [16].

Each physical scale $\lambda(t)$ is defined by some wavenumber k and evolves with time according to $\lambda(t) = 2\pi a(t)/k$. For a given physical scale, the ‘‘horizon’’ crossing time t_k is conventionally defined by $k = a(t_k)H(t_k)$. It is the time when that scale re-enters the Hubble radius (here we do not mean ‘‘horizon’’ crossing during inflation but after inflation), which will inevitably happen after inflation for scales that are larger than the Hubble radius at the end of inflation. It is at that time t_k that a PBH might form with mass $M_H(t_k)$. Clearly, there is a one-to-one correspondence between $\lambda(t_k)$, $M_H(t_k)$, and k . We can of course also take this correspondence at any other initial time t_i and relate the physical quantities at both times t_i and t_k .

Generally, if the primordial fluctuations obey a Gaussian statistics, the probability density $p(\delta)$, where δ is the density contrast averaged over a sphere of radius R , is given by

$$p(\delta) = \frac{1}{\sqrt{2\pi} \sigma(R)} e^{-\frac{\delta^2}{2\sigma^2(R)}}, \quad (1)$$

where the dispersion $\sigma^2(R) \equiv \left\langle \left(\frac{\delta M}{M} \right)_R^2 \right\rangle$ is computed using a top-hat window function,

$$\sigma^2(R) = \frac{1}{2\pi^2} \int_0^\infty dk k^2 W_{TH}^2(kR) P(k) . \quad (2)$$

Here, $P(k) \equiv \langle |\delta_k|^2 \rangle$ is the primordial power spectrum. The averages $\langle \dots \rangle$ refer in principle to quantum expectation values, but an effective quantum-to-classical transition takes place [17] so that it is sufficient for our purpose to deal with effectively classical averages.

Usually what is meant by the primordial power spectrum is the power spectrum on superhorizon scales. On these scales, the scale dependence of the power spectrum is unaffected by cosmic evolution. On subhorizon scales, however, this is not the case, and its deformation is correctly described by the adequate transfer function (see Eq. (9) below). Hence, the power spectrum $P(k)$ on sub-horizon scales appearing in (2) must involve convolution with the transfer function.

The function $W_{TH}(kR)$ stands for the Fourier transform of the top-hat window function divided by the probed volume $V_W = \frac{4}{3}\pi R^3$,

$$W_{TH}(kR) = \frac{3}{(kR)^3} (\sin kR - kR \cos kR) . \quad (3)$$

The top-hat window function is the most physical choice to study the formation of PBHs. The reason is that with this choice the smoothed density contrast δ describes directly the average density contrast in the region relevant for PBH formation, i.e. a sphere of given radius. The use of a Gaussian window function, for example, would erroneously yield too small values for $\sigma^2(R)$, see for example Fig. 4.1 in the textbook by Liddle and Lyth [3].

It then follows that the probability $\beta(M_H)$ that a region of comoving size $R = (H^{-1}/a)|_{t_k}$ has an averaged density contrast at horizon crossing t_k in the range $\delta_{min} \leq \delta \leq \delta_{max}$, is given by

$$\beta(M_H) = \frac{1}{\sqrt{2\pi} \sigma_H(t_k)} \int_{\delta_{min}}^{\delta_{max}} e^{-\frac{\delta^2}{2\sigma_H^2(t_k)}} d\delta \approx \frac{\sigma_H(t_k)}{\sqrt{2\pi} \delta_{min}} e^{-\frac{\delta_{min}^2}{2\sigma_H^2(t_k)}} , \quad (4)$$

where $\sigma_H^2(t_k) := \sigma^2(R)|_{t_k}$.

The expression (4) for $\beta(M_H)$ is usually interpreted as giving the probability that a PBH will be formed with a mass $M_{PBH} \geq M_H(t_k)$, i.e., greater or equal to the mass contained inside the Hubble volume when this scale re-enters the Hubble radius. Strictly speaking, however, this is *not* true, since (4) does not take into account those regions that are underdense on a scale M_H , but nevertheless overdense on some larger scale (see e.g. the papers by Carr in [1] for a discussion). In the Press-Schechter formalism this seems to be taken care of in some models by multiplying (4) with a factor 2. Fortunately, in most cases $\beta(M_H)$ is a very rapidly falling function of mass, so this effect can be neglected. In this case, $\beta(M_H)$ *does* give the probability for PBH formation and thus also (at time t_k) the mass fraction of regions that will evolve into PBHs of mass greater or equal to M_H .

The main problem in calculating the production rate for PBHs is the correct evaluation of (2), i.e. to find the direct relation between the primordial power spectrum and the mass variance. For this we have to evaluate the power spectrum at the horizon crossing time t_k , giving $P(k, t_k)$. Instead of $P(k)$ itself, one also uses

$$\delta_H^2(k, t_k) \equiv \frac{k^3}{2\pi^2} P(k, t_k) = \frac{2}{9\pi^2} k^3 \Phi^2(k, t_k) , \quad (5)$$

where Φ denotes the gauge-invariant gravitational potential. We will sometimes use the short-hand notation $\delta_H^2(k, t_k) \equiv \delta_H^2(t_k)$. Inserting this into (2), one finds the following expression, where all quantities are evaluated *at the time* t_k [7, 8],

$$\sigma_H^2(t_k) \equiv \alpha^2(k) \delta_H^2(t_k) , \quad (6)$$

$$\equiv \frac{2}{9\pi^2} \alpha^2(k) k^3 \Phi^2(k, t_k) \quad (7)$$

with

$$\alpha^2(k) = \delta_H^{-2}(t_k) \int_0^{\frac{kx}{k}} x^3 \delta_H^2(t_{kx}) T^2(kx, t_k) W_{TH}^2(x) dx . \quad (8)$$

The upper integration limit is given by the Hubble radius at the end of inflation, corresponding to the smallest scale generated by inflation. The transfer function $T(k, t)$ is defined through

$$P(k, t) = \frac{P(0, t)}{P(0, t_i)} P(k, t_i) T^2(k, t), \quad T(k \rightarrow 0, t) \rightarrow 1. \quad (9)$$

Here, t_i is some initial time when all scales are outside the Hubble radius, $k < aH$, and we can take $t_i = t_e$ (the time of the end of inflation).

III. PBHS FROM PRIMORDIAL SPECTRA

A. General results with scale-free primordial spectra

In this paper, we will derive accurate results for the production of PBHs from primordial fluctuations spectra possessing a characteristic scale. We are thus interested in computing the variance $\sigma_H^2(t_k)$ at horizon crossing using the power spectrum of the primordial fluctuations $P(k)$ of interest to us. In order to review the formalism and the results already obtained earlier, it is convenient to consider first the case of a primordial power spectrum $P(k)$ which is scale-free and of the form $P(k) = A(t)k^n$ on scales larger than the Hubble radius (“superhorizon” scales). Then, from (6,7), we can relate $\sigma_H(t_k)$ to the present value $\delta_H(t_0)$ [7],

$$\sigma_H^2(t_k) = \frac{100}{81} \alpha^2(k) \delta_H^2(t_0) \left[\frac{M_H(t_0)}{M_H(t_{eq})} \right]^{\frac{n-1}{3}} \left[\frac{M_H(t_{eq})}{M_H(t_k)} \right]^{\frac{n-1}{2}} \quad (10)$$

$$= \frac{200}{9^3 \pi^2} \alpha^2(k) k_0^3 \Phi^2(k_0, t_0) \left[\frac{M_H(t_0)}{M_H(t_{eq})} \right]^{\frac{n-1}{3}} \left[\frac{M_H(t_{eq})}{M_H(t_k)} \right]^{\frac{n-1}{2}}, \quad (11)$$

where $M_H(t_k)$ denotes the horizon mass at horizon entry of the scale k , and $M_H(t_{eq})$ the horizon mass at matter-radiation equality. The quantity $k_0(t_0)$ corresponds to the present Hubble radius (the present time). We have tacitly assumed in (10,11) that the PBH forms before the time of equality, $t_k \ll t_{eq}$, and that the universe is first radiation-dominated and instantaneously becomes matter-dominated (with $\Lambda = 0$). A more complicated evolution of the scale factor $a(t)$ will result in different expressions for (10,11). Note that the relationship $M_H(t_k) \propto k^{-2}$ for $t_k \ll t_{eq}$ can be made slightly more accurate than that used in (10,11) [8].

From (8) we now find that α is given for a scale-free spectrum by the expression

$$\alpha^2(k) = \int_0^{\frac{k_e}{k}} x^{n+2} T^2(kx, t_k) W_{TH}^2(x) dx. \quad (12)$$

The quantities $\delta_H(t_k)$ and $k^{\frac{3}{2}} \Phi(k, t_k)$ scale like $\propto k^{\frac{n-1}{2}}$, up to the coefficient ($\frac{10}{9}$ in our case) which is due to the transition between radiation and matter domination. However, due to the non-trivial integral (12), this is *not* the case for the quantity $\sigma_H(t_k)$.

We see from (6,7) that the function $\alpha(k)$ introduces an additional dependence on k . Therefore, it will have two important effects: First, it affects the value of $\sigma_H^2(t_k)$ when extrapolated from the present values $\delta_H(t_0)$, or $k_0^3 \Phi^2(k_0, t_0)$, back to the formation time. But in addition, it will affect the shape of $\sigma_H^2(t_k)$ as a function of $M_H(t_k)$. For example, as we will see in detail, a pure step in the primordial power spectrum does not translate anymore into a pure step in the quantity $\sigma_H^2(t_k)$. This second aspect is particularly important when one considers primordial spectra with a characteristic scale, as we do in the present paper.

The observational input needed in (10) or (11) is the numerical value of the quantity $\delta_H(t_0)$, or $k_0^3 \Phi^2(k_0, t_0)$, on the present Hubble radius scale which is found using the CMB anisotropy data for large angular scales. Once $k_0^3 \Phi^2(k_0, t_0)$ or equivalently $\delta_H^2(k_0, t_0)$ is a known number, the overall normalization of the spectrum is fixed. We will take [18]

$$k_0^3 \Phi^2(k_0, t_0) = 1.67 \times 10^{-8} \times \exp[-0.959(n-1) - 0.169(n-1)^2], \quad (13)$$

which corresponds to a flat critical density universe ($\Omega_{m,0} = 1$) and we have tacitly assumed here that the primordial gravitational waves background is negligible. We have in particular

$$k_0^3 \Phi^2(k_0, t_0) = \frac{9\pi^2}{2} \delta_H^2(t_0). \quad (14)$$

We should mention here the effect of a cosmological constant, as recent observations strongly suggest that we live in a nearly flat universe with $\Omega_{\Lambda,0} \approx 0.7$ and $\Omega_{m,0} \approx 0.3$. In such a Universe, the effect of including a cosmological constant would merely reduce the mass variance $\sigma_H(t_k)$ by about 15% [8]. In a more general quintessence model, this decrease is model-dependent.

B. Primordial spectrum with a pure step

We consider now more sophisticated spectra with a characteristic scale for which Eqs. (10,11,12) do not apply anymore. For each specific spectrum we have to compute $\sigma_H(t_k)$ numerically, but it is possible to give a rough estimate of what will happen for a class of primordial spectra using some simple models. In [7] we have discussed the simplest case in which the step occurs directly in the mass variance $\sigma_H(t_k)$. Here we consider a pure step in the primordial power spectrum at $k = k_s$, with the corresponding time of re-entrance satisfying $t_{k_s} < t_{eq}$,

$$k^3 \Phi^2(k, t_k) = \left(\frac{10}{9}\right)^2 k_0^3 \Phi^2(k_0, t_0) \left(\frac{k}{k_0}\right)^{n-1} \times \begin{cases} 1 & \text{for } k < k_s \\ p^{-2} & \text{for } k \geq k_s \end{cases}, \quad (15)$$

where the ratio of power on large scales to that on small scales is given by the parameter p^2 . Note that we assume that aside from the step, the spectrum has a constant spectral index n .

One finds

$$\sigma_H^2(t_k) = \frac{200}{9^3 \pi^2} \tilde{\alpha}^2(k) k_0^3 \Phi^2(k_0, t_0) \left[\frac{M_H(t_0)}{M_H(t_{eq})}\right]^{\frac{n-1}{3}} \left[\frac{M_H(t_{eq})}{M_H(t_k)}\right]^{\frac{n-1}{2}} \quad (16)$$

$$= \frac{100}{81} \tilde{\alpha}^2(k) \delta_H^2(t_0) \left[\frac{M_H(t_0)}{M_H(t_{eq})}\right]^{\frac{n-1}{3}} \left[\frac{M_H(t_{eq})}{M_H(t_k)}\right]^{\frac{n-1}{2}}, \quad (17)$$

where the quantity $\tilde{\alpha}(k)$, which is slightly different from the quantity $\alpha(k)$ defined in (6), is given by

$$\begin{aligned} \tilde{\alpha}^2(k) &= \int_0^{\frac{k_s}{k}} x^{n+2} T^2(kx, t_k) W_{TH}^2(x) dx \\ &+ p^{-2} \int_{\frac{k_s}{k}}^{\frac{k_e}{k}} x^{n+2} T^2(kx, t_k) W_{TH}^2(x) dx. \end{aligned} \quad (18)$$

It is seen that the location of the step introduces a dependence on k . It is also seen that, as must be the case, the effect of the step disappears both for $k_s \rightarrow k_e$ and $k_s \rightarrow 0$. The difference between both limits corresponds just to a different overall normalization.

C. BSI spectrum with large oscillations

We now further generalize the spectra under consideration and consider a primordial spectrum produced in an inflationary model with a jump in the first derivative of the inflaton potential $V(\phi)$ at some scale k_s and corresponding value ϕ_s of the inflaton. The resulting spectrum for such a potential is of a universal form, and an exact analytical expression has been derived by Starobinsky [9]. At re-entrance inside the Hubble radius during the radiation dominated stage, one has the following primordial spectrum,

$$k^3 \Phi^2(k, t_k) \equiv \frac{4}{9} F(k), \quad t_{k_e} \ll t_k \ll t_{eq}, \quad (19)$$

where

$$\begin{aligned} F(k) &= \frac{9H_s^6}{2A_-^2} \left[1 - 3(p-1) \frac{1}{y} \left(\left(1 - \frac{1}{y^2}\right) \sin 2y + \frac{2}{y} \cos 2y \right) \right. \\ &\left. + \frac{9}{2} (p-1)^2 \frac{1}{y^2} \left(1 + \frac{1}{y^2} \right) \left(1 + \frac{1}{y^2} + \left(1 - \frac{1}{y^2}\right) \cos 2y - \frac{2}{y} \sin 2y \right) \right] \end{aligned} \quad (20)$$

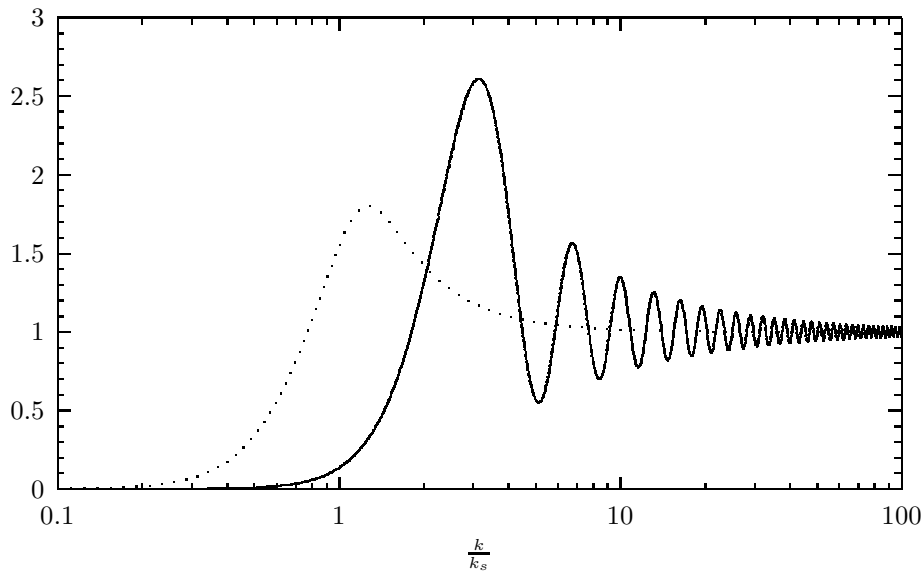


FIG. 1: The mass variance $\sigma_H^2(t_k)$ (dotted line) and the primordial power spectrum $k^3\Phi^2(k, t_k) \propto \delta_H^2(t_k)$ (solid line) for the Starobinsky-type BSI spectrum (20) are displayed for $p = 7.58 \times 10^{-4}$. The normalization of each curve is arbitrary. This particular value of the parameter p corresponds to p_γ , the absolute minimal value allowed by the constraint set by the contribution of evaporated PBHs to the diffuse γ -ray background (see below).

with

$$y = \frac{k}{k_s}, \quad p = \frac{A_-}{A_+}, \quad H_s^2 = \frac{8\pi GV(\phi_s)}{3}, \quad (21)$$

where Φ is as above the (peculiar) gravitational potential and the quantities A_- , A_+ are the inflaton potential derivatives on both sides of the jump. This expression depends (besides the overall normalization) on two parameters p and k_s . The shape of the spectrum depends only on k/k_s ; the scale k_s only determines the location of the step. Note that we have

$$F(0) = \frac{9H_s^6}{2A_+^2}, \quad (22)$$

$$F(\infty) = \frac{9H_s^6}{2A_-^2} \equiv \frac{F(0)}{p^2}. \quad (23)$$

For $p > 1$, the spectrum has a flat upper plateau on larger scales, even with a small bump, and a sharp decrease on smaller scales, with large oscillations. Hence, compared to a pure step, the spectrum (20) is a step which is dressed up with a rich structure, in particular large oscillations confined to the neighborhood of the step. But one can also have the case with $p < 1$ with an increase on small scales. This will be the case of interest to us, and this possibility with the corresponding variance is displayed in Fig. 1.

The power spectrum at re-entrance inside the Hubble radius is then given by

$$k^3 P(k, t_k) = \left(\frac{2}{3}\right)^4 F(k). \quad (24)$$

We have in particular

$$k_0^3 \Phi^2(k_0, t_0) = \frac{9\pi^2}{2} \delta_H^2(t_0) = \frac{9}{25} F(k_0) \simeq \frac{9}{25} F(0) \quad (25)$$

for big scales. Using (23,25), we can write the normalized spectrum explicitly. For this purpose it is convenient to introduce the notation

$$F(k) \equiv \frac{9H_s^6}{2A_-^2} f(k) = \frac{F(0)}{p^2} f(k). \quad (26)$$

One is then finally led to the following result,

$$\sigma_H^2(t_k) = \frac{100}{81} p^{-2} \delta_H^2(t_0) \int_0^{\frac{k_c}{k}} f(kx) x^3 T^2(kx, t_k) W_{TH}^2(x) dx . \quad (27)$$

Though we have introduced here the function $F(k)$ in relation to the particular BSI spectrum considered here, it actually applies to spectra of arbitrary shape, whether scale-free or not, with $F(k)$ defined through (19). Indeed, we then obtain

$$\sigma_H^2(t_k) = \frac{8}{81\pi^2} \int_0^{\frac{k_c}{k}} x^3 F(kx) T^2(kx, t_k) W_{TH}^2(x) dx , \quad (28)$$

cf. our general formula (7). It is easily checked that the general expression (28) reduces to the expressions derived earlier when $F(k) = Ck^{n-1}$ for a scale-free powerlaw spectrum or when it has a superimposed pure step. Finally, in order to study PBH formation, it is physically appealing to express the results of this section in terms of the mass $M_H(t_k)$ instead of the wavenumber k , as is actually done in (10,11). We have in particular (for $t_k, t_{k_s} < t_{eq}$)

$$\frac{k}{k_s} = \sqrt{\frac{M_H(t_{k_s})}{M_H(t_k)}} . \quad (29)$$

For all the primordial spectra considered in this Section, we will derive now accurate expressions for $\sigma_H^2(t_k)$ and then evaluate them numerically.

D. Accurate expression for $\sigma_H^2(t_k)$

We finally have to deal with the transfer function $T(k', t_k)$ in order to have an accurate evaluation of the integral expression for the mass variance $\sigma_H^2(t_k)$. In the radiation era, δ_k behaves like

$$\delta_k \propto \frac{\sin(\mu a)}{\mu a} - \cos(\mu a) , \quad (30)$$

where the constant μ is given by

$$\mu \equiv \frac{kc_s}{a^2 H} \quad c_s = \frac{1}{\sqrt{3}} . \quad (31)$$

It is easily checked that (30) has the right behavior on scales larger than the Hubble radius,

$$\delta_k \propto a^2 \quad k \ll aH . \quad (32)$$

Therefore, after matching on large scales, the following expression is obtained,

$$\sigma_H^2(t_k) = \frac{8}{81\pi^2} \int_0^{\frac{k_c}{k}} x^3 F(kx) \left[\frac{9}{x^2} \left(\frac{\sin(c_s x)}{c_s x} - \cos(c_s x) \right) \right]^2 W_{TH}^2(x) dx , \quad (33)$$

which is valid for *any* primordial spectrum, with $F(k)$ defined in (19) independently of the particular expression (20) for $F(k)$ that we consider here. For a scale-free powerlaw spectrum, $F(k) = Ck^{n-1}$, expression (28) reduces to

$$\sigma_H^2(t_k) = \delta_H^2(t_k) \int_0^{\frac{k_c}{k}} x^{n-2} \left[9 \left(\frac{\sin(c_s x)}{c_s x} - \cos(c_s x) \right) \right]^2 W_{TH}^2(x) dx . \quad (34)$$

By inspection of (28,33), and (6,12,34), we have the following identification,

$$T^2(kx, t_k) \equiv \left[\frac{9}{x^2} \left(\frac{\sin(c_s x)}{c_s x} - \cos(c_s x) \right) \right]^2 = W_{TH}^2(c_s x) = W_{TH}^2\left(\frac{x}{\sqrt{3}}\right) , \quad (35)$$

so that (33) and (34) can be written as

$$\sigma_H^2(t_k) = \frac{8}{81\pi^2} \int_0^{\frac{k_c}{k}} x^3 F(kx) W_{TH}^2(c_s x) W_{TH}^2(x) dx , \quad (36)$$

and

$$\sigma_H^2(t_k) = \delta_H^2(t_k) \int_0^{\frac{k_c}{k}} x^{n+2} W_{TH}^2(c_s x) W_{TH}^2(x) dx , \quad (37)$$

respectively. For a scale-free powerlaw primordial spectrum, the following numerical value for $\alpha^2(k)$ is obtained:

$$5.37 \leq \alpha^2(k) \leq 6.83 , \quad 1 \leq n \leq 1.3 . \quad (38)$$

So, even for a pure Harrison-Zel'dovich ($n=1$) spectrum, there is a decrease on small scales compared to the normalization used earlier in the literature, with now

$$\sigma_H^2(t_k) = 6.63 \delta_H^2(t_0) , \quad n = 1 , \quad (39)$$

because the scaling $\sigma_H^2(t_k) \propto k^{n-1}$ would be inaccurate. The normalization used earlier in the literature corresponds to $\sigma_H^2(t_k) \approx 25 \delta_H^2(t_0)$ [5].

Let us remark that in [7] we have taken as a rough estimate $T^2(x < 1) = 1$, $T^2(x \geq 1) = x^{-4}$. We see that this is excellent for $0 \leq x \leq 1$; however, the amplitude of the oscillations inside the Hubble radius is larger than its value at Hubble radius crossing and thus requires the accurate analytic calculation done here.

We see that actually $T^2(kx, t_k)$ does not depend on k . This will be true as long as δ_k on all scales relevant in the integration is given by (30). This is the case for scales of interest here corresponding to PBH formation very deep inside the radiation era and $M_{PBH} \geq M_*$, and it would remain true for much lower masses. Therefore, for a powerlaw scale-free spectrum, the only dependence on k comes from the upper limit of integration. However, as the integrand decreases rapidly, for all PBHs with $M \geq M_*$, this limit can be safely replaced by infinity. Hence, we conclude that for a scale-free powerlaw primordial spectrum, the function α is essentially independent of k . Incidentally, whenever α does not depend on k , our improved normalization is formally equivalent to taking the ‘‘old’’ normalization and a new significantly larger δ_{min} . In other words, there is a degeneracy between taking a smaller constant α with fixed δ_{min} and taking a larger δ_{min} with fixed constant α , provided they satisfy

$$\left(\frac{\alpha}{\delta_{min}} \right)_{old} = \left(\frac{\alpha}{\delta_{min}} \right)_{new} . \quad (40)$$

Still, a dependence on k can appear due to a feature in the primordial spectrum, as can be inferred from (28). But the interesting point is that due to the presence of $\alpha(k)$, the scale dependence of the primordial spectrum is translated in a non-trivial way into the scale dependence of the mass variance at horizon crossing. Fig. 2 shows the mass variance for the BSI primordial spectrum (27), and for the primordial spectrum with a pure step (16,17), both with $n = 1$. It is seen that the pure step in the primordial spectrum gets smoothed when it comes to the mass variance. Hence, even if one assumes that the PBH mass M_{PBH} is exactly the Hubble mass $M_H(t_k)$, a pure step at the scale $k = k_s$ will boost the production of PBH on a certain range of masses ΔM in the neighborhood of $M_s \equiv M_H(t_{k_s})$. In the example shown on Fig. 2, the rise in the mass variance starts already around $0.05 M_s$ and the asymptotic value is reached around $5 M_s$.

As for the BSI primordial spectrum (27), we see that the rich structure of the spectrum (20) has nearly completely disappeared due to the effects of the filtering. Nevertheless, and most importantly, what remains is a noticeable peak in $\sigma_H(t_k)$. Note that the peak is not found at k_s , but at a slightly smaller scale with $k_{peak} \approx 1.27 k_s$. In the past, this BSI spectrum was used in order to explain the presence of a bump in the matter spectrum on a scale around $125 h^{-1} \text{Mpc}$ [10]. Here, we have a completely different possibility: such a spectrum could produce a fairly localized bump in the mass variance at much lower scales.

We will now put some constraints on the parameter values of our spectra.

IV. OBSERVATIONAL CONSTRAINTS

There are various limits on the initial mass fraction $\beta(M_H)$ of PBHs of mass $M_{PBH} \geq M_H$, most of them being related to Hawking radiation. Here, we consider first the gravitational constraint [7]

$$\beta(M_H) < 1.57 \times 10^{-17} \left(\frac{M_H}{10^{15} \text{g}} \right)^{\frac{1}{2}} h^2 , \quad (41)$$

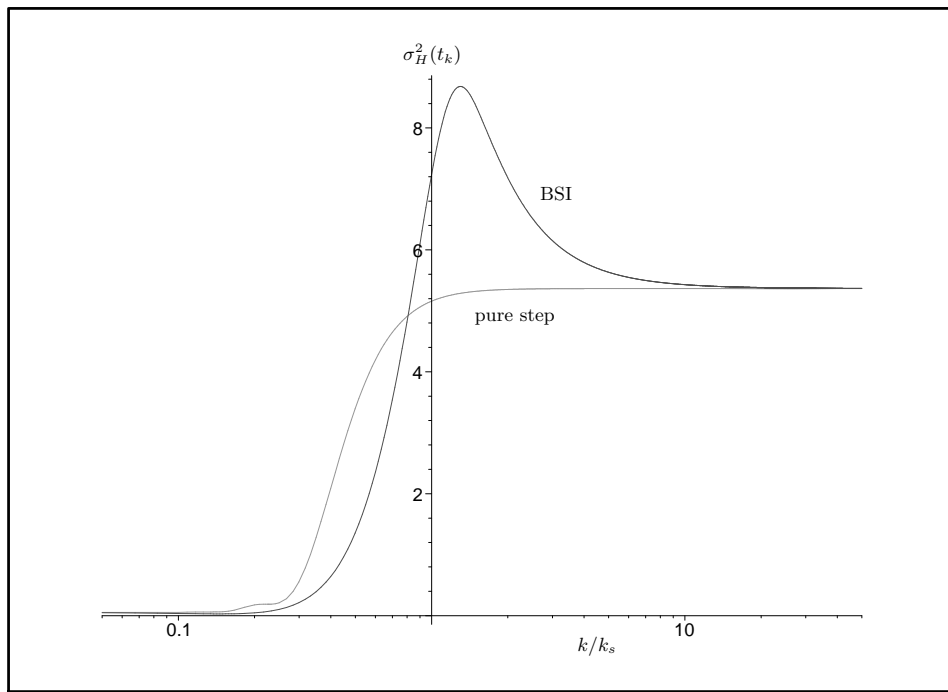


FIG. 2: This picture shows the mass variance $\sigma_H(t_k)$ for two scale-dependent primordial spectra with the same ratio of power between small and large scales, i.e. the same p : for the pure step, Eqs. (16,17), and for the BSI spectrum, Eqs. (27), both with $n = 1$ and $p = 0.1$.

which comes from the requirement that the PBH mass density today must not exceed the present (critical) density of the universe, $\Omega_{PBH,0} < 1$. Such a constraint was derived, for example, in [5, 6]. Note, however, that the numerical factor in (41) makes use of the adiabatic expansion of the universe and all the relevant g factors [7]. We emphasize also that in the derivation of (41), the quantity $\beta(M_H)$ is interpreted as being the fraction of the energy density that forms PBH of mass M_H . Actually, we will be interested in several possible values of the quantity $\Omega_{PBH,0}$. The generalized version of (41) can be written in the following way

$$\Omega_{PBH,0}(M) h^2 = 6.35 \times 10^{16} \beta(M) \left(\frac{10^{15} \text{g}}{M} \right)^{\frac{1}{2}} . \quad (42)$$

Since PBHs of initial mass $M_{PBH} \lesssim M_*$ will have evaporated by the present day, the tightest constraint is obtained for the PBH with smallest mass not yet evaporated, namely $M_H \sim 10^{15}$ g.

In this section, we will derive constraints on the parameters of the power spectra introduced above. In order to do this the quantity $\sigma_H(t_k)$ has to be evaluated numerically, then inserted in (4) in order to find $\beta(M_H)$, and finally constrained using (41,42).

In the following we shall use

$$h = 0.7 , \quad \delta_{min} = 0.7, \quad (43)$$

and evaluate (4) at $M_H = 10^{15}$ g.

A. Scale-free spectrum

The case of a scale-free spectrum was already considered in [7] using an estimate for $\alpha(k)$, namely $\alpha(k) \approx 1.5$ for the relevant masses $M_{PBH} \sim 10^{15}$ g. The following upper bound on the spectral index n is then found for the parameters (43) (Fig. 1 in [7] corresponds to $h = 0.5$, $\delta_{min} = 1/3$):

$$n \lesssim 1.36 . \quad (44)$$

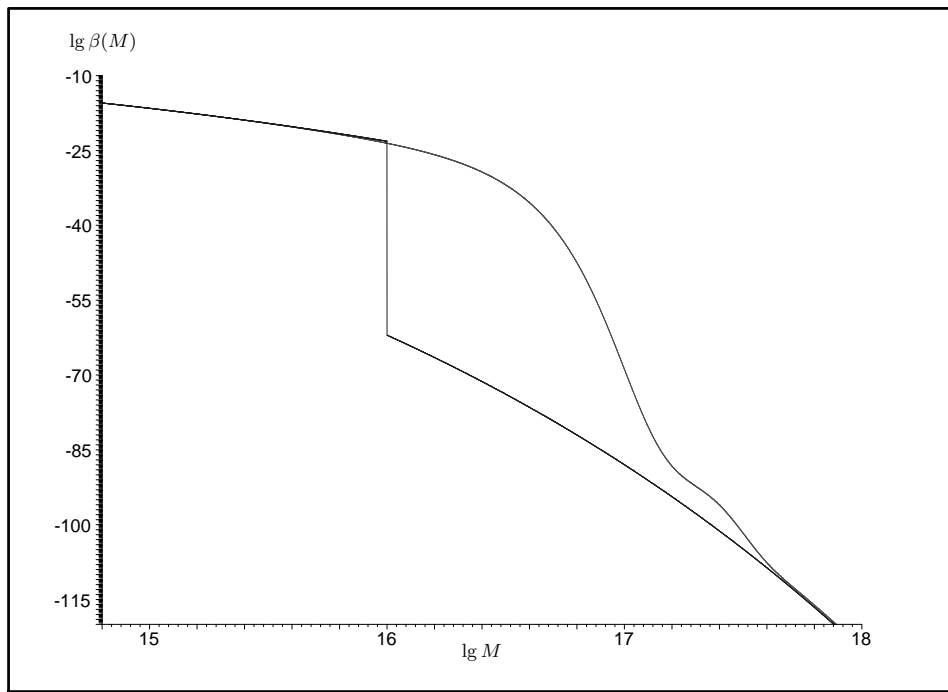


FIG. 3: The quantity $\beta(M)$ is shown for the spectrum (16,17), i.e. a pure step in the primordial power spectrum itself, and for the case of a pure step in $\sigma_H(t_k)$ (as discussed in [7]). Both correspond to (arbitrarily chosen) parameters $n = 1.31$, $p = 0.6$ and $M_s \equiv M_H(t_{k_s}) = 10^{16}$ g. Both spectra shown here satisfy the gravitational constraint, Eq. (41), which applies only for $M \gtrsim 10^{15}$ g.

Performing now a more accurate calculation based on (37), corresponding to

$$\alpha^2(k) = \int_0^{\frac{k_p}{k}} x^{n+2} W_{TH}^2(c_s x) W_{TH}^2(x) dx , \quad (45)$$

and for the values given in (43), we refine the upper bound to the value

$$n \lesssim 1.33 . \quad (46)$$

We have discussed in [7] the dependence of this result on the parameters given above: the dependence on h is very weak, while that on δ_{min} is significant. We should stress that the constraint derived here on scale-free spectra is rather academic in the sense that the production of PBHs with mass smaller than M_* , whose evaporation would contribute to the γ -ray background, would be higher by many orders of magnitude than that allowed. Of course, the upper bound we have found using the gravitational constraint alone could be relevant if the mass scale of inflation corresponds to M_* .

B. Spectrum with a pure step

In the following, we shall restrict ourselves to the case $p \leq 1$, i.e., more power on small scales. This is the physically interesting case for us, since it offers the possibility to produce more instead of less PBHs on small scales, which can have interesting cosmological constraints. Furthermore, the opposite case leads to interpretational problems for the quantity $\beta(M)$: For $p > 1$ it is no longer a monotonically falling function of mass and therefore cannot be interpreted anymore as the fractional mass density of PBHs of mass larger than M . For such a case, one must be cautious with the interpretation of the Press-Schechter formalism.

Fig. 3 shows explicitly the important consequence of the non-trivial relationship between the quantities $\sigma_H(t_k)$ and $\delta_H(t_k)$ mentioned above. Even though the primordial spectrum has a pure step at some scale $k = k_s$, the resulting quantity $\sigma_H(t_k)$ does not. Indeed, the convolution of $\delta_H(t_k)$ with the scale dependent function $\alpha(k)$ leads to a “smoothed-out” step. As a result, this “smoothing” will also apply to $\beta(M)$, the variable depicted in Fig. 3. This is

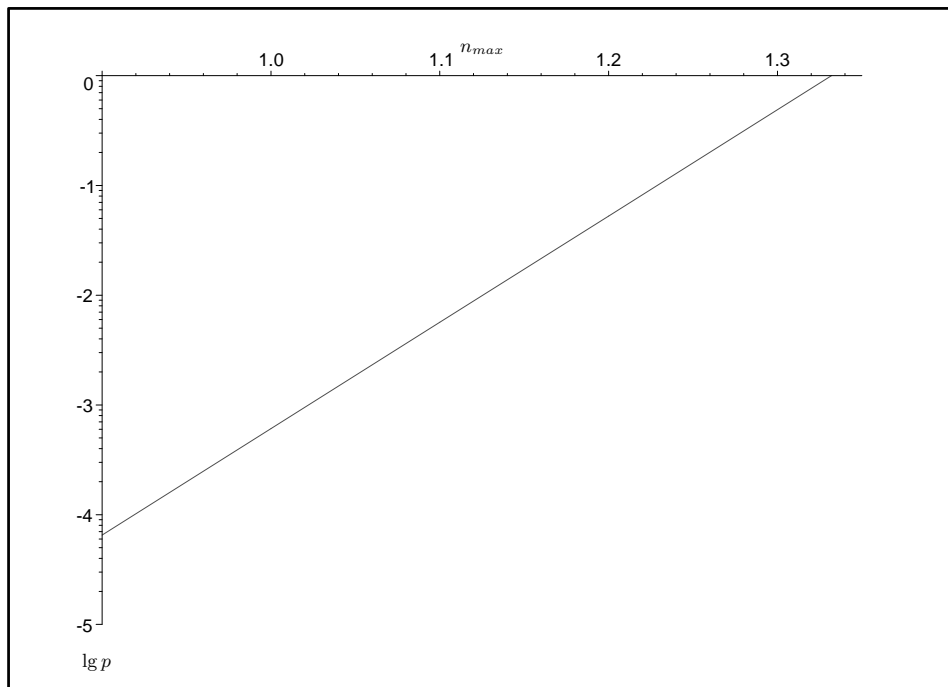


FIG. 4: Dependence of n_{max} on p for a spectrum with a pure step in $\sigma_H(t_k)$ or in $\delta_H(t_k)$ at $M_s \equiv M_H(t_{k_s}) \gtrsim 10^{15}$ g. For $p = 1$ the result for the scale-free case is recovered, whereas for $p < 1$ the constraint on n is considerably strengthened.

important whenever one is willing to overshoot the PBH production at some given scale: It places an avoidable limit to the sharpness of the “step”, and clearly of any feature, that will survive in $\sigma_H(t_k)$. Still, as can be seen from Fig. 3, the “step” remains fairly well localized in the neighborhood of M_s (corresponding to 10^{16} g in the case displayed on Fig. 3).

A pure step in $\sigma_H(t_k)$ itself has been considered before [7] and leads to a relationship between p and the maximal allowed value for the spectral index n_{max} as depicted in Fig. 4. Note that the result is independent of the scale k_s (as long as $M_s > 10^{15}$ g) and that for $p = 1$ the result of the scale-free case, $n_{max} \approx 1.33$, is recovered. No information about the allowed height of the step can be obtained if $M_s \lesssim 10^{15}$ g from the condition (41) for a primordial spectrum for which the quantity $\sigma_H(t_k)$ has a step structure, since by definition the latter constraint applies only for $M_s \gtrsim 10^{15}$ g, which is the condition that non-evaporated PBHs are affected by the step. As becomes clear from Fig. 3, for $M_s \gtrsim 10^{15}$ g one obtains the same results for both spectra, i. e. the relationship between n_{max} and p as depicted in Fig. 4 is independent of whether one has a pure step in σ_H or in δ_H itself. In the latter case, however, one also finds a (weak) constraint on the allowed height of the step for 5×10^{13} g $\lesssim M_s \lesssim 10^{15}$ g. This is due to the “smoothing out” of the step.

C. BSI spectrum

Computing $\beta(M_H)$ for the BSI spectrum (27), one discovers that it is no longer a decreasing function of mass, but that it has a peak at M_{peak} instead. This is illustrated in Fig. 5 and constitutes the most interesting result of our BSI spectrum in the context of PBH formation. As can be seen from the comparison with a primordial spectrum possessing a pure step structure shown in Fig. 2, the presence of a bump in $\sigma_H(t_k)$ is a consequence of the oscillatory behavior of the BSI spectrum in the vicinity of k_s . Let us note that there is a one-to-one correspondence between k_{peak} and k_s for each p , the ratio is approximately given by $k_{peak} \approx 1.27 k_s$, corresponding to $M_{peak} \approx 0.62 M_s$, for the values of p of interest in the following, namely $p \lesssim \mathcal{O}(10^{-3})$.

A most interesting application of the bump is the possibility to produce a significant fraction of the cold dark matter (CDM) in our Universe [11]. We shall use the gravitational constraint corresponding to $\Omega_{PBH,0} \leq 0.3$. This corresponds to a conservative upper bound where in our scenario all of CDM is made up of PBHs. The condition

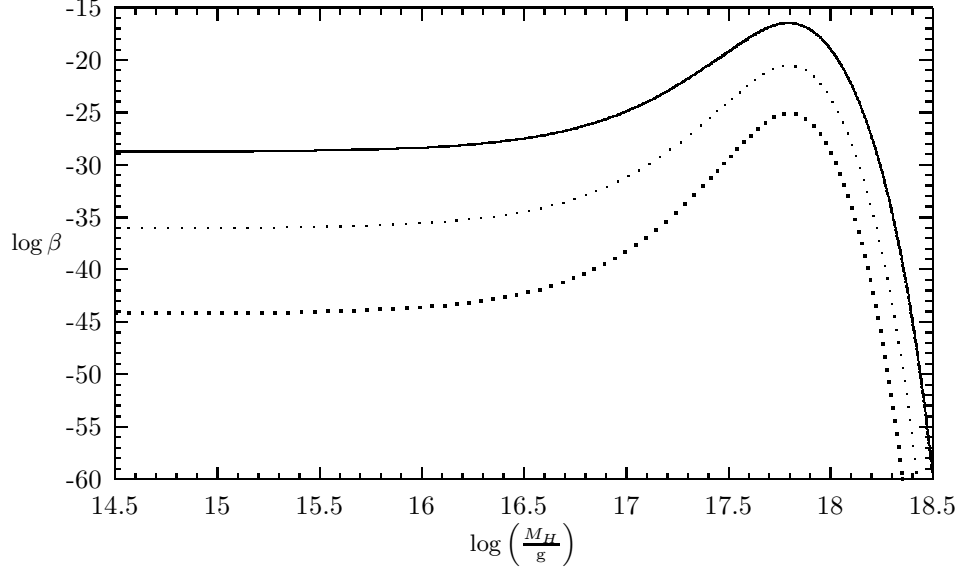


FIG. 5: The quantity $\beta(M_H)$ is shown for the BSI-spectrum (27) containing a jump in the inflaton potential derivative for the parameters $M_H(t_{k_s}) = 10^{18}\text{g}$, and from bottom to top $p = 10^{-3}$, 9×10^{-4} , 8×10^{-4} . As can be seen, $\beta(M_H)$ acquires a well localized bump in the vicinity of $M_s \equiv M_H(t_{k_s})$. Note that we have $\beta_- \equiv \beta(M_H \ll M_{peak}) \lesssim 10^{-12} \times \beta(M_{peak})$, an inequality sufficient to avoid the severe constraint from the contribution to the γ -ray background of evaporated PBHs with $M_H \leq M_*$.

$\Omega_{PBH,0} \leq 0.3$ then implies for $\beta(M_H)$:

$$\beta(M_H) \leq 0.48 \times 10^{-17} \left(\frac{M_H}{10^{15}\text{g}} \right)^{\frac{1}{2}} h^2. \quad (47)$$

The strongest gravitational constraint is obviously obtained at $M = M_{peak}$ due to the well localized bump. Furthermore, essentially all of the PBHs are produced with $M \approx M_{peak}$. Hence our gravitational constraint has to be written as follows,

$$\Omega_{PBH,0} \approx \Omega_{PBH,0}(M_{peak}) \leq 0.3. \quad (48)$$

As can be seen from Fig. 5, for a given M_s , taking smaller values of p increases $\beta(M_H)$ and therefore also $\Omega_{PBH,0}$. Thus for each M_s there exists a minimum value for p , p_{min} , in order to achieve the gravitational constraint $\Omega_{PBH,0} = 0.3$. In this way we obtain a relation between p_{min} and M_s as displayed in Fig. 6 by the solid line. A shift in the location of the characteristic mass M_s (and in the location of the corresponding scale k_s) to higher masses M_s (equivalently lower k_s) still much smaller than $10^{-7}M_\odot$ is allowed, but lower values p_{min} are then needed in order to achieve $\Omega_{PBH,0} = 0.3$.

It is possible to use the observed extragalactic diffuse γ -ray background to achieve an interesting window for the characteristic mass scale M_s of our model. For this we are considering the PBHs which have evaporated by now and may contribute to the observed γ -ray background. Their mass lies in the range ΔM , with $2 \times 10^{13}\text{g} \leq M_H \leq 5 \times 10^{14}\text{g}$ [19]. The γ -ray background constraint comes from the requirement that the γ -ray flux from PBHs whose mass is in the range ΔM cannot be larger than the observed diffuse γ -ray background, leading to $\Omega_{PBH,0}(\Delta M) \lesssim 10^{-8}$. It is for this reason that the sudden and substantial drop of $\beta(M_H)$ on smaller scales $M_H \ll M_{peak}$ is crucial. From (42), it is easy to obtain the following equality,

$$\frac{\Omega_{PBH,0}(M_H \ll M_{peak})}{\Omega_{PBH,0}(M_{peak})} = \frac{\beta_-}{\beta_{peak}} \times \left(\frac{M_{peak}}{M_H} \right)^{\frac{1}{2}} \quad (49)$$

with $\beta_- \equiv \beta(M_H \ll M_{peak})$ and $\beta_{peak} \equiv \beta(M_{peak})$.

Taking $\Omega_{PBH,0}(M_{peak}) = 0.3$ and using the γ -ray constraint $\Omega_{PBH,0}(M_H \ll M_{peak}) < 10^{-8}$, (49) leads to

$$\frac{\beta_-}{\beta_{peak}} < 3.3 \times 10^{-8} \left(\frac{M_H}{M_{peak}} \right)^{\frac{1}{2}} \quad (50)$$

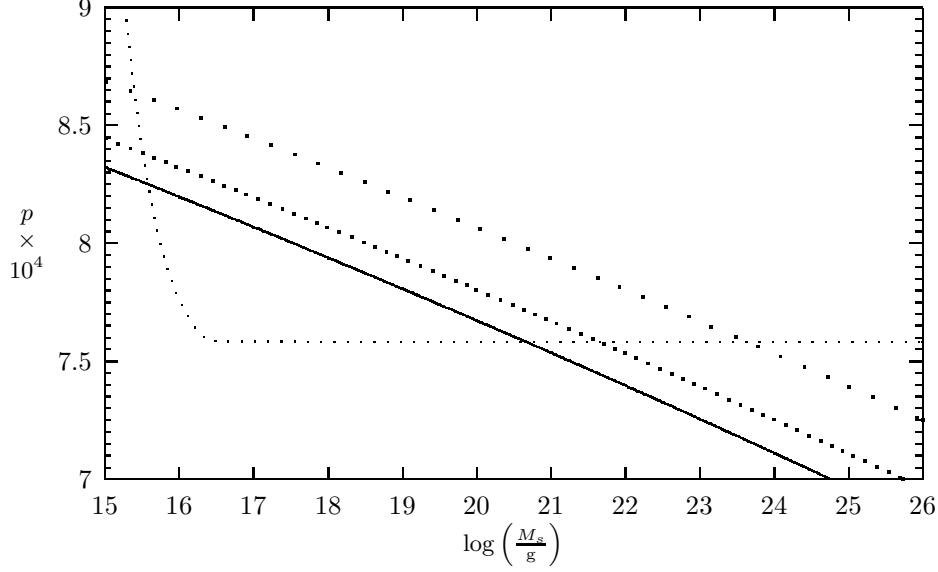


FIG. 6: The allowed region in parameter space $(p, M_s \equiv M_H(t_{k_s}))$ is shown. The solid line represents those points for which $\Omega_{PBH,0}(M_{peak}) = 0.3$. Below the solid line we have $\Omega_{PBH,0}(M_{peak}) > 0.3$. In other words, the gravitational constraint at M_{peak} is violated and this region is therefore excluded. The two lines parallel to the solid line represent, from bottom to top, those points for which $\Omega_{PBH,0}(M_{peak}) = 0.1$ and 0.01 , respectively. Below the dotted line, the γ -ray background constraint is violated. It is seen that for $M_s \gtrsim 10^{21}$ g, the allowed parameter values p yield a density $\Omega_{PBH,0}(M_{peak}) < 0.3$ which becomes rapidly negligible with growing M_s .

where M_H is any mass lying in the range ΔM .

Taking smaller values of p increases the ratio $\frac{\beta_-}{\beta_{peak}}$, as can be seen on Fig. 7. Indeed, using (4) we obtain

$$\frac{\beta_-}{\beta_{peak}} = \frac{\sigma_-}{\sigma_{peak}} \exp\left(-\frac{\delta_{min}^2}{2\sigma_-^2} \left(1 - \frac{\sigma_-^2}{\sigma_{peak}^2}\right)\right), \quad (51)$$

where $\sigma_- \equiv \sigma_H(t_k \ll t_{k_{peak}})$ and $\sigma_{peak} \equiv \sigma_H(t_{k_{peak}})$. Though $\frac{\sigma_-}{\sigma_{peak}}$ is an increasing function of p – we only consider here $p < 1$ and larger p corresponds to a *smaller* step – the decrease of σ_- itself with increasing p produces a faster decrease of the exponent, and hence a decrease of the right-hand side of (51). In other words, a smaller p , which corresponds to a larger step, increases the quantity $\frac{\beta_-}{\beta_{peak}}$. On the other hand, as can be seen from (50), $\frac{\beta_-}{\beta_{peak}}$ cannot grow arbitrarily. Hence, this results in an absolute lower bound p_γ for the values of the parameter p_{min} for which $\Omega_{PBH,0}(M_{peak}) = 0.3$ is satisfied, namely $p_\gamma \simeq 7.58 \times 10^{-4}$, and a corresponding upper bound on M_s at 5×10^{20} g. For higher M_s , $p_{min} < p_\gamma$ is needed in order to achieve $\Omega_{PBH,0} = 0.3$, and therefore the γ -ray background constraint is no longer satisfied. All these constraints are displayed in Fig. 6. Of course we obviously obtain a lower bound on M_s around 4×10^{15} g (for the same gravitational constraint) because we would violate again the γ -ray constraint due to the presence of the bump close to the mass range ΔM . To summarize, requiring that $\Omega_{PBH,0} = 0.3$, the γ -ray background constraint can be satisfied for a range of characteristic masses M_s with

$$10M_* \lesssim M_s \lesssim 10^{21} \text{ g}. \quad (52)$$

An observational constraint on the allowed range of MACHO masses could therefore give a severe constraint on our model as it must correspond to the window (52). Though such observations do not exist for the moment, it is interesting that our model has this built-in constraint. In particular, it is interesting that our model can be easily discriminated from models where PBHs with $M \sim M_\odot$ are produced. It is instructive to study the dependence of the window (52) on the present density of PBHs. We can relax the gravitational constraint yielding $\Omega_{PBH,0} = 0.3$ in order to allow a bigger upper bound on M_s and to enlarge the window (52). Actually, we can consider the γ -ray constraint independently of the present density of PBHs, i.e., independently of the value β_{peak} . Obviously this constraint is given by

$$\beta_- \leq 1.6 \times 10^{-25} \left(\frac{M_H}{10^{15}\text{g}}\right)^{\frac{1}{2}} h^2 \quad (53)$$

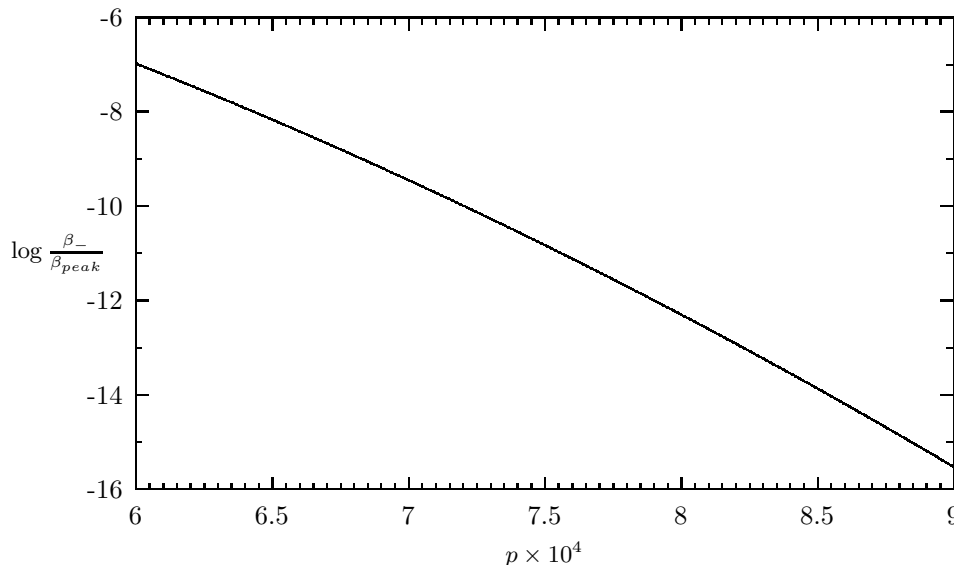


FIG. 7: The ratio $\frac{\beta_-}{\beta_{peak}}$, with $\beta_{peak} \equiv \beta(M_{peak})$, is shown as a function of p . For $p \gtrsim 7.5 \times 10^{-4}$ the ratio is sufficiently small in order to satisfy the severe upper bound set on the contribution of evaporated PBHs to the extragalactic diffuse γ -ray background.

with $M_H \in \Delta M$. The constraint (53) results in a value for p_γ which is independent of M_s as long as $M_s \gtrsim 2.5 \times 10^{16}$ g. Hence for all those M_s values, the minimum value p_γ in order to satisfy the γ -ray constraint will be the same, namely the value mentioned earlier, $p_\gamma = 7.58 \times 10^{-4}$. Thus, in the way shown in Fig. 6, relaxing the requirement on the present density of PBHs, for example setting $\Omega_{PBH,0} = 0.1$, allows a slightly weaker constraint for the upper bound on $M_s \simeq 4 \times 10^{21}$ g, and one gets a maximum $M_s \simeq 4 \times 10^{23}$ g by requiring only $\Omega_{PBH,0} = 0.01$. The lower bound on M_s remains essentially the same around 3×10^{15} g.

We would like to make here a final comment. Recent numerical simulations seem to imply that PBH formation proceeds via near-critical collapse [16] whereby PBH of different masses around the horizon mass $M_H(t_k) = M_{peak}$ could be formed at the same time t_k , with

$$M = K(\delta - \delta_c)^\gamma . \quad (54)$$

For $\gamma = 0.35$, following [20], the following result is obtained,

$$\frac{d\Omega_{PBH}(M, t_{k_{peak}})}{dM} \simeq 3.86 \frac{\beta(M_{peak})}{M_{peak}} \left(\frac{M}{M_{peak}} \right)^{2.86} \exp[-1.35 \left(\frac{M}{M_{peak}} \right)^{2.86}] . \quad (55)$$

This in turn yields

$$\Omega_{PBH,tot}(t_{k_{peak}}) = 0.8 \beta(M_{peak}) , \quad (56)$$

a result similar to that obtained in the more traditional view, where PBHs with different masses M are produced at different times t_k with $M = M_H(t_k)$; in the latter case one obtains $\Omega_{PBH,tot}(t_{k_{peak}}) = \beta_{peak}$. Hence, our constraint on $\Omega_{PBH,0}(M_{peak})$ using (42) is stronger than the requirement $\Omega_{PBH,tot}(t_0) \leq 0.3$ based on (56). Note that M_{peak} (M_H in the notation of [20]) is the Hubble mass corresponding to the peak in the quantity $\beta(M)$, not in the primordial spectrum itself, because one has to distinguish between the quantities $\sigma_H(t_k)$ and $\delta_H(t_k)$. The above mentioned approach does not take into account the properties of the feature in the primordial spectrum, in particular the width of the corresponding bump in β , besides the value $\beta(M_{peak})$ which serves as a kind of overall normalization of the PBH abundance. On the other hand, it does account in a consistent way for the production of PBHs also in the monotonically increasing part of $\beta(M)$ around M_{peak} , $M \lesssim M_{peak}$. Clearly, the more spiky the primordial spectrum, the better this approach is expected to be, so our model provides such a concrete spectrum based on an underlying inflationary dynamics. An accurate determination of the mass spectrum would therefore yield valuable information, not only on the underlying primordial perturbations spectrum but also on PBH formation itself.

V. CONCLUSIONS

New expressions were derived recently for the improved computation of the mass variance at horizon crossing [7]. We had found that for a scale-free powerlaw primordial spectrum, the mass variance for PBH masses around $M_* \approx 5 \times 10^{14}$ g is significantly lower than it had been assumed in the literature. In this paper we have refined our estimate and confirmed this discrepancy: We find that $5.37 \leq \alpha^2(M_*) \leq 6.83$, for $1 \leq n \leq 1.3$, see Eq. (38), in particular $\sigma_H^2(t_k) = 6.63 \delta_H^2(t_0)$ for a scale-invariant (Harrison-Zel'dovich) primordial spectrum. For scale-free primordial spectra, the quantity α is further independent of M for a wide range of scales. This is to be compared with the value $\sigma_H^2(t_k) \approx 25 \delta_H^2(t_0)$ which corresponds to the normalization adopted previously in the literature.

We have further applied our formalism to primordial spectra which are not scale-free. Two specific spectra possessing a characteristic scale were considered. The first one is purely phenomenological and corresponds to a pure step in the primordial spectrum. We find that the step is translated into the probability $\beta(M)$ in a non-trivial way: It acquires a smoothed step centered around the characteristic mass M_s . The second primordial spectrum corresponds to a BSI spectrum which is obtained from inflationary perturbations when the inflaton potential has a jump in its first derivative at some scale k_s . It would of course be of interest to relate this scale to a scale of fundamental physics at the GUT scale. In this case, we find that the mass variance $\sigma_H^2(t_k)$ displays a sharp, pronounced peak centered at the scale $k_{peak} \approx 1.27 k_s$ which is *not* the exact location of the maximal peak in the primordial spectrum itself. Again this is due to the non-trivial relationship between the primordial perturbations spectrum itself and the mass variance at Hubble radius crossing $\sigma_H^2(t_k)$. This in turn yields a pronounced bump in the quantity $\beta(M)$ around M_{peak} which has interesting applications. We have considered here in detail one such application [11], the possibility to produce in this model a significant part of the cold dark matter in our Universe. Interestingly, we find that the mass of the produced PBHs is constrained to be much smaller than one solar mass. Indeed, the characteristic mass of the spectrum, essentially the same as that of the produced PBHs, cannot be fixed arbitrarily because of the severe constraint coming from the γ -ray background. The inclusion of a non-negligible spectrum of primordial gravitational waves and running scalar and tensorial spectral indices n_s and n_T (see e.g.[21]) could enlarge the class of models that can realize our scenario. A thorough study should probably await a more careful determination of δ_{min} and, to less extent, of the cosmological parameter Ω_Λ . At the hand of the example studied here, it is clear that spectra with characteristic scales on very small scales, much smaller than those probed by the CMB anisotropy or large-scale structures, offer interesting new avenues.

We have studied here concrete models with concrete assumptions, for which we have obtained precise quantitative results. It is clear that these results may be different for other models. They may also depend on the assumptions made. In particular, the influence of non-Gaussian fluctuations could strongly change the PBH formation rate [15]. However, all situations can in principle be dealt with using the formalism presented here.

-
- [1] Ya.B. Zel'dovich and I.D. Novikov, *Sov. Astron.* **10**, 602 (1967); B.J. Carr and S.W. Hawking, *Mon. Not. R. Astr. Soc.* **168**, 399 (1974); B.J. Carr, *Astrophys. J.* **205**, 1 (1975); I.D. Novikov, A.G. Polnarev, A.A. Starobinsky, and Ya. B. Zel'dovich, *Astron. Astrophys.* **80**, 104 (1979); B.J. Carr, in *Observational and theoretical aspects of relativistic astrophysics and cosmology*, edited by J.L. Sanz and L.J. Goicoechea (World Scientific, Singapore, 1985).
 - [2] C. Kiefer, in *The galactic black hole*, edited by H. Falcke and F.W. Hehl (IOP Publishing, Bristol, 2002).
 - [3] A. D. Linde, *Particle physics and inflationary cosmology* (Harwood, New York, 1990); A.R. Liddle and D.H. Lyth, *Cosmological inflation and large-scale structure* (Cambridge University Press, Cambridge, 2000).
 - [4] B. Carr, in *Current topics in astrophysical physics*, edited by N. Sanchez and A. Zichichi (World Scientific, Singapore, 1997).
 - [5] A.M. Green and A.R. Liddle, *Phys. Rev. D* **56**, 6166 (1997).
 - [6] B.J. Carr and J.E. Lidsey, *Phys. Rev. D* **48**, 543 (1993); B.J. Carr, J.H. Gilbert, and J.E. Lidsey, *Phys. Rev. D* **50**, 4853 (1994).
 - [7] T. Bringmann, C. Kiefer, and D. Polarski, *Phys. Rev. D* **65**, 024008 (2002).
 - [8] D. Polarski, *Phys. Lett. B* **528**, 193 (2002).
 - [9] A. A. Starobinsky, *JETP Lett.* **55**, 489 (1992).
 - [10] J. Lesgourgues, D. Polarski, and A.A. Starobinsky, *Mont. Not. Roy. Astron. Soc.* **297**, 769 (1998).
 - [11] D. Blais, C. Kiefer, and D. Polarski, *Phys. Lett. B* **535**, 11 (2002).
 - [12] A. H. Jaffe et al., *Phys. Rev. Lett.* **86**, 3475 (2001).
 - [13] P. Ivanov, P. Naselsky, and I. Novikov, *Phys. Rev. D* **50**, 7173 (1994).
 - [14] L. Randall, M. Soljagic, and A.H. Guth, *Nucl. Phys. B* **472**, 377 (1996); J. Garcia-Bellido, A. Linde, and D. Wands, *Phys. Rev. D* **54**, 6040 (1996).
 - [15] J.S. Bullock and J. R. Primack, *Phys. Rev. D* **55**, 7423 (1997).
 - [16] J.C. Niemeyer and K. Jedamzik, *Phys. Rev. Lett.* **80**, 5481 (1998); *Phys. Rev. D* **59**, 124013 (1999).

- [17] D. Polarski and A.A. Starobinsky, *Class. Quantum Grav.* **13**, 377 (1996); C. Kiefer, D. Polarski, and A.A. Starobinsky, *Int. J. Mod. Phys. D* **7**, 455 (1998); D. Polarski, *ibid.* **10**, 927 (2001).
- [18] E. Bunn and M. White, *Astrophys. J.* **480**, 6 (1997).
- [19] H.I. Kim, C.H. Lee, and J.H. MacGibbon, *Phys. Rev. D* **59**, 063004 (1999).
- [20] J. Yokoyama, *Phys. Rev. D* **58**, 107502 (1998).
- [21] S. Dodelson and E. Stewart, *Phys. Rev. D* **65**, 101301 (2002).