

INTRINSIC/EXTRINSIC DENSITY-ELLIPTICITY CORRELATIONS AND GALAXY-GALAXY LENSING

LAM HUI AND JUN ZHANG

Department of Physics, Columbia University
538, West 120th Street, New York, NY 10027
lhui@astro.columbia.edu, jz203@columbia.edu

May 29, 2002

ABSTRACT

We compute both extrinsic (lensing) and intrinsic contributions to the (galaxy-)density-ellipticity correlation function, the latter done using current analytic theories of tidal alignment. The gravitational lensing contribution has two components: one is analogous to galaxy-galaxy lensing and the other arises from magnification bias – that gravitational lensing induces a modulation of the galaxy density as well as ellipticity. On the other hand, the intrinsic alignment contribution vanishes, even after taking into account source clustering corrections, which suggests the density-ellipticity correlation might be an interesting diagnostic in differentiating between intrinsic and extrinsic alignments. *However*, an important assumption, commonly adopted by current analytic alignment theories, is the Gaussianity of the tidal field. Inevitable non-Gaussian fluctuations from gravitational instability induces a non-zero intrinsic density-ellipticity correlation, which we estimate. We also argue that non-Gaussian contributions to the intrinsic *ellipticity-ellipticity* correlation are often non-negligible. This leads to a linear rather than, as is commonly assumed, quadratic scaling with the power spectrum on sufficiently large scales. Finally, we estimate the contribution of intrinsic alignment to low redshift galaxy-galaxy lensing measurements (e.g. SDSS), due to the partial overlap between foreground and background galaxies: the intrinsic contamination is about 10 – 30% at 10'. Uncertainties in this estimate are discussed.

Subject headings: cosmology: theory — gravitational lensing — large-scale structure of universe — galaxies: halos — galaxies: structure

1. INTRODUCTION

Weak gravitational lensing provides a direct probe of the large scale distribution of mass (Gunn 1967, Miralda-Escude 1991, Blandford et al. 1991, Kaiser 1992; see Mellier 1999 and Bartelmann & Schneider 2001 for reviews). Analyses by several groups have demonstrated that measurements of galaxy shapes can be made sufficiently precise to detect such an effect (Wittman et al. 2000, van Waerbeke et al. 2000, Bacon et al. 2000, Kaiser et al. 2000, Maoli et al. 2001, Rhodes et al. 2001). As the precision improves, it is important to understand possible small contaminations to the lensing signal. An assumption that has generally been made is that there is no intrinsic correlation between shapes/orientations of separate galaxies, other than through gravitational lensing (extrinsic alignment). Recently, it has been pointed out that some amount of intrinsic alignment might be expected due to long range tidal correlations (Lee & Pen 2000, Pen, Lee & Seljak 2000, Croft & Metzler 2000, Heavens et al. 2000, Brown et al. 2000, Catelan et al. 2001 Crittenden et al. 2001, Mackey et al. 2001, Porciani et al. 2001, Vitvitska et al. 2001, Maller et al. 2001, van den Bosch et al. 2002). The estimated level of contamination ranges from weak ($\lesssim 10\%$) for source galaxies at a median redshift of 1, to dominant for galaxies at a redshift of 0.1 or smaller.

There are several ways one might be able to differentiate intrinsic from extrinsic correlations. This is important not only from the point of view of isolating the lensing signal; the intrinsic correlation signal is also interesting in its own right – unraveling its origin may teach us much about the origin of angular momentum of galaxies. First of all, if a sufficient number of galaxies with accurate redshifts (say using photometric redshifts) is present, one can

investigate the scaling of the measured correlations with redshift – the intrinsic and extrinsic signals are expected to vary differently with the median redshift of the source galaxies, as well as the width of the galaxy distribution. At the moment, such an approach might be challenging to implement due to the lack of a large number of accurate redshifts in typical deep lensing surveys. Second, as is well-known, gravitational lensing introduces an ellipticity-ellipticity correlation that is curl-free (e.g. Stebbins 1996)¹, while as emphasized by Pen et al. (2000) and Crittenden et al. (2000), intrinsic correlations generally carry both a curl and a curl-free component (or a magnetic and an electric part). Pen, van Waerbeke & Mellier (2001) (see also Hoekstra, Yee & Gladders 2002) presented some recent measurements. However, the curl part of the measured ellipticity correlations is also often used as a diagnostic for systematic errors such as those introduced by correlated point-spread-function variations. It would therefore be useful to study other statistics that might help separate the intrinsic from the extrinsic signals.

This was what motivated us to study the density-ellipticity cross correlation. Most studies so far have focused on ellipticity-ellipticity correlations $\langle \epsilon_i(\boldsymbol{\theta}) \epsilon_j(\boldsymbol{\theta}') \rangle$, where i and j stands for the two components of the ellipticity, and $\boldsymbol{\theta}$ and $\boldsymbol{\theta}'$ denote two angular positions in the sky. What we would like to investigate in this paper is the density-ellipticity correlation $\langle \delta_g(\boldsymbol{\theta}) \epsilon_i(\boldsymbol{\theta}') \rangle$, where $\delta_g(\boldsymbol{\theta})$ is the galaxy overdensity ($\delta_g \equiv (n_g - \bar{n}_g)/\bar{n}_g$ where n_g is the galaxy number density, and \bar{n}_g is its mean) at angular po-

¹Schneider et al. (2001) recently pointed out there is a non-zero curl contribution (B-mode) from lensing due to source redshift clustering. The signal is only significant, however, at small angular scales, below about an arcminute or so.

sition θ .² This quantity is very much analogous to what is often measured in the context of galaxy-galaxy lensing (Brainerd et al. 1996, Schneider 1998, Fischer et al. 2000). The difference is that while in galaxy-galaxy lensing δ_g is measured from a foreground population of galaxies and ϵ_i from a background population, *here, we are mainly interested in δ_g and ϵ_i measured from the same population of galaxies* (although we will have the occasion to study galaxy-galaxy lensing as well).

What makes the density-ellipticity correlation, $\langle \delta_g \epsilon_i \rangle$, particularly interesting is the fact that intrinsic alignment makes no contributions to it, at least according to current tidal theories of intrinsic alignment (Crittenden et al. 2001 [CNPT hereafter] Mackey et al. 2001 [MWK hereafter]). This is easy to see given that $\delta_g \propto \nabla^2 \phi$ (where ϕ is the gravitational potential, and linear biasing is assumed, which should hold on large scales, where current tidal theories are supposed to work), and the intrinsic ellipticity depends quadratically on ϕ . Gaussianity of the gravitational potential fluctuation, assumed by both CNPT and MWK, guarantees that the expectation value of the resulting cubic product of ϕ from $\langle \delta_g \epsilon_i \rangle$ vanishes. What is less obvious is whether this continues to hold if the source clustering correction is included (which we label as $\langle \delta_g \epsilon_i^\Delta \rangle$, and scales quartically with ϕ). We will demonstrate in §2.1 that it does.

In §2.2, we work out the gravitational lensing (extrinsic) contribution to the density-ellipticity correlation. It turns out to have two components, one very much analogous to galaxy-galaxy lensing, and the other arising from magnification bias. The relative importance of the two depends on the redshift distribution of the galaxies, which we illustrate with a few examples.

It appears then that the density-ellipticity correlation might provide an interesting test of the lensing hypothesis in ellipticity-ellipticity measurements, particularly in view of the fact that intrinsic alignment creates no density-ellipticity correlation according to current tidal theories. However, we expect the latter to break down when one takes into account inevitable non-Gaussian fluctuations introduced by gravitational instability. This is discussed in §3. In fact, we will argue that the existing calculations of the intrinsic *ellipticity-ellipticity* correlation, by ignoring non-Gaussian contributions, miss a term that scales linearly with the power spectrum, and that therefore dominates over the Gaussian (quadratic) term *on large scales*. A simple but crude way to understand the origin of this result is encapsulated in eq. (47) in §3.1.

In §3.3, we apply the non-Gaussian calculation to estimate the contamination from intrinsic alignment in galaxy-galaxy lensing measurements. As we have discussed, galaxy-galaxy lensing measures the same quantity $\langle \delta_g \epsilon_i \rangle$ except that δ_g is computed from a foreground population and ϵ_i from a background population of galaxies. Because this separation into two populations is usually imperfect, the overlap allows some contamination from intrinsic alignment. In §3.4, we discuss briefly the inclusion of a nonlinear galaxy-bias. Finally, we summarize our findings in §4. A discussion of the estimators for the density-ellipticity correlation, in both real and Fourier space, can be found

²We will also examine a correction to this quantity due to source clustering: $\langle \delta_g(\theta) \epsilon_i^\Delta(\theta') \rangle$; its precise definition will be given in §2.

in the Appendix.

A reading suggestion: for readers interested in the non-Gaussian contributions to the intrinsic ellipticity-ellipticity and density-ellipticity correlations, they can skip directly to §3. Much of §2 describes a derivation that, under the assumption of Gaussianity and linear bias, current theories imply a vanishing intrinsic density-ellipticity correlation – parts of this are somewhat complicated, especially those concerning source clustering corrections (§2.1), and can be skipped by readers not interested in the details; the beginning of §2 is still recommended for introducing our notations.

Before we begin developing our formalism and defining our notations in §2, it is helpful to mention some previous work on related subjects. Kaiser (1992) discussed the density-ellipticity correlation in the context of weak-lensing. His calculation ignored the contribution from magnification bias. Lee & Pen (2001) discussed galaxy spin-density correlation, but their focus was on a quantity different from the ones we consider here, and their emphasis is on application to a three-dimensional survey. That density-ellipticity correlation might be a useful quantity to consider in the context of both intrinsic and extrinsic alignments was mentioned by Catelan et al. (2001) but no explicit calculations were carried out. Catelan & Porciani (2001) discussed the density-tidal field correlations, but not the density-ellipticity correlation.

2. DENSITY-ELLIPTICITY CORRELATION

The ellipticity of a galaxy can be defined using the quadrupole moment Q_{ij} of the light distribution: $Q_{ij} = \int d^2\theta \theta_i \theta_j I(\theta)$, where the origin is chosen to be the centroid of the image, and $I(\theta)$ is the intensity profile.

$$\epsilon_1 \equiv \frac{Q_{11} - Q_{22}}{Q_{11} + Q_{22}} \quad , \quad \epsilon_2 \equiv \frac{2Q_{12}}{Q_{11} + Q_{22}} \quad (1)$$

This definition of ellipticity is also consistent with $\epsilon_1 = \epsilon \cos 2\alpha$ and $\epsilon_2 = \epsilon \sin 2\alpha$, where $\epsilon \equiv (a^2 - b^2)/(a^2 + b^2)$, with a and b being the major and minor axes and α being the orientation angle of the major axis.

It is customary to consider the following two different ellipticity-ellipticity correlations (or their Fourier transforms, or the corresponding variance). Suppose $\Delta\theta = \Delta\theta$ ($\cos \psi_\theta, \sin \psi_\theta$) is the angular separation vector between two galaxies (or two pixels where ellipticity estimates exist), with ψ_θ being the orientation angle between the separation vector and one's chosen x-axis, then one can define the tangential and radial ellipticities:

$$\begin{aligned} \epsilon_t &= \epsilon_1 \cos 2\psi_\theta + \epsilon_2 \sin 2\psi_\theta \\ \epsilon_r &= -\epsilon_1 \sin 2\psi_\theta + \epsilon_2 \cos 2\psi_\theta \end{aligned} \quad (2)$$

which are equivalent to the ellipticities (ϵ_1 and ϵ_2) if the x-axis were chosen to lie along the separation vector. The two corresponding correlations are $\langle \epsilon_t(\theta) \epsilon_t(\theta') \rangle$ and $\langle \epsilon_r(\theta) \epsilon_r(\theta') \rangle$, which depend only on the separation $\Delta\theta = |\theta - \theta'|$ but not its orientation. The cross-correlation between tangential and radial ellipticities vanishes by parity invariance. The electric and magnetic correlation functions can be constructed from combinations of the above correlations and their derivatives (see Kamionkowski, Kosowsky & Stebbins 1997, Seljak & Zaldarriaga 1997).

We are interested, on the other hand, in the density-ellipticity correlation: $\langle \delta_g(\boldsymbol{\theta}) \epsilon_t(\boldsymbol{\theta}') \rangle$, where δ_g is the galaxy overdensity. The correlation between density and the radial ellipticity vanishes by parity.

The observed ellipticity is divided into intrinsic and extrinsic parts:

$$\epsilon_i = \epsilon_i^{\text{in.}} + \epsilon_i^{\text{ex.}} \quad (3)$$

where i can stand for 1 and 2, or t and r .

Note that all of the above quantities are observed in projection i.e.

$$\epsilon_i(\boldsymbol{\theta}) = \int d\chi_g W_g(\chi_g) \epsilon_i(\boldsymbol{\theta}, \chi_g) \quad (4)$$

where χ_g is the comoving distance along the line of sight, and we use ϵ_i with an extra argument of χ_g to denote the ellipticity at a given angular position and a particular redshift (and similarly for $\epsilon_i^{\text{in.}}$ and $\epsilon_i^{\text{ex.}}$). Here $W_g(\chi_g)$ represents the distribution of galaxies along the line of sight, whose normalization is $\int d\chi_g W_g(\chi_g) = 1$. We will refer to it as the selection function.

The galaxy overdensity is similarly projected³:

$$\delta_g(\boldsymbol{\theta}) = \int d\chi_g W_g(\chi_g) \delta_g(\boldsymbol{\theta}, \chi_g) \quad (5)$$

The metric we adopt is:

$$ds^2 = -dt^2 + a(t)^2 [d\chi^2 + r(\chi)^2 (d\theta^2 + \sin^2\theta d\phi^2)] \quad (6)$$

where $r(\chi) = K^{-1/2} \sin K^{1/2} \chi$, $(-K)^{-1/2} \sinh(-K)^{1/2} \chi$, χ for a closed, open and flat universe respectively, and $K = -\Omega_k H_0^2 / c^2$ with H_0 being the Hubble constant today, c is the speed of light and Ω_k is the fraction of critical density in curvature; $a(t)$ is the Hubble scale factor as a function of proper time t . In this paper, we will display examples exclusively for the model where the matter density $\Omega_m = 0.3$, and the vacuum density $\Omega_\Lambda = 0.7$, although the formalism allows other possibilities (see e.g. Hui 1999, Benabed & Bernardeau 2001, Cooray & Hu 2001, Huterer 2001, Hu 2002 for studies of quintessence models in the lensing context).

Before we start describing our calculations in detail, it is important to emphasize that because the ellipticity ϵ_t can only be estimated where there are galaxies, the ellipticity is always implicitly weighed by the local galaxy density. In other words, the actual quantity that can be realistically measured is:

$$\xi_{\text{cross}}(|\boldsymbol{\theta} - \boldsymbol{\theta}'|) \equiv \int d\chi_g W_g(\chi_g) \int d\chi'_g W_g(\chi'_g) \langle \delta_g(\boldsymbol{\theta}, \chi_g) (1 + \delta_g(\boldsymbol{\theta}', \chi'_g)) \epsilon_t(\boldsymbol{\theta}', \chi'_g) \rangle \quad (7)$$

For convenience, we define the following quantity:

$$\epsilon_t^\Delta(\boldsymbol{\theta}) \equiv \int d\chi_g W_g(\chi_g) \delta_g(\boldsymbol{\theta}, \chi_g) \epsilon_t(\boldsymbol{\theta}, \chi_g) \quad (8)$$

Then, $\xi_{\text{cross}} = \langle \delta_g(\boldsymbol{\theta}) \epsilon_t(\boldsymbol{\theta}') \rangle + \langle \delta_g(\boldsymbol{\theta}) \epsilon_t^\Delta(\boldsymbol{\theta}') \rangle$, instead of simply $\langle \delta_g(\boldsymbol{\theta}) \epsilon_t(\boldsymbol{\theta}') \rangle$. This sort of correction is sometimes referred to as a source clustering effect (see Bernardeau

1998 who discussed this effect in the context of extrinsic ellipticity-ellipticity correlations). To be concrete, an estimator for ξ_{cross} is given in the Appendix. We also provide an estimator for its Fourier analog.

In this paper, we will ignore the source clustering correction in the context of lensing (as is commonly done for ellipticity-ellipticity correlations). On the other hand, as far as intrinsic alignment is concerned, since, as we will see, the lowest order term $\langle \delta_g \epsilon_t \rangle$ vanishes (according to Gaussian theories), we will consider the term $\langle \delta_g \epsilon_t^\Delta \rangle$ as well. We will use the symbol $\epsilon_t^{\Delta \text{in.}}$ to denote the intrinsic part of ϵ_t^Δ .

2.1. Intrinsic Alignment – Gaussian Theories

We calculate here both $\langle \delta_g \epsilon_t^{\text{in.}} \rangle$ and $\langle \delta_g \epsilon_t^{\Delta \text{in.}} \rangle$ using two different formulations of tidal alignment theories.

2.1.1. Tidal Alignment Theory According to MWK

We start with the simpler theory, developed by MWK (see also Catelan et al. 2001), who postulated that

$$\begin{aligned} \epsilon_1^{\text{in.}} &= \frac{\beta}{15} [(2\phi_{33} - \phi_{11} - \phi_{22})(\phi_{11} - \phi_{22}) \\ &\quad + 3(\phi_{23}^2 - \phi_{13}^2)] \\ \epsilon_2^{\text{in.}} &= \frac{\beta}{15} [2(2\phi_{33} - \phi_{11} - \phi_{22})\phi_{12} - 6\phi_{13}\phi_{23}] \end{aligned} \quad (9)$$

where β is a constant which quantifies the mean ellipticity of galaxies. The above is motivated by the tidal torquing theory for the origin of angular momentum developed by Peebles (1969), Doroshkevich (1970) and White (1984), and assuming the moment of inertia tensor is uncorrelated with the local tidal field. Here, the third direction is taken to be along the line of sight, ϕ is the gravitational potential at some given point in space, and $\phi_{ij} \equiv \nabla_i \nabla_j \phi$.

We relate δ_g to ϕ using the linear bias model and the Poisson equation i.e.

$$\begin{aligned} \delta_g &= b\delta \\ \nabla^2 \phi &= 4\pi G \bar{\rho} a^2 \delta = (3H_0^2 \Omega_m / 2/a) \delta \end{aligned} \quad (10)$$

where δ is the mass overdensity ($\delta = (\rho - \bar{\rho})/\bar{\rho}$ with ρ being the mass density and $\bar{\rho}$ its mean), and b is the bias factor, which can be redshift dependent in general (Kaiser 1984, Bardeen et al. 1986, Fry & Gaztanaga 1993, Mo & White 1996).⁴

Limber's approximation, which assumes that the selection function is slowly varying compared to the correlation function (Peebles 1980), tells us how to relate projected correlations to their three-dimensional counterparts:

$$\begin{aligned} \langle \delta_g(\boldsymbol{\theta}) \epsilon_i(\boldsymbol{\theta}') \rangle &= \int d\chi_g W_g^2 \int dp_3 \langle \delta_g(\mathbf{p}) \epsilon_i(\mathbf{q}) \rangle \\ \langle \delta_g(\boldsymbol{\theta}) \epsilon_i^\Delta(\boldsymbol{\theta}') \rangle &= \int d\chi_g W_g^2 \int dp_3 \langle \delta_g(\mathbf{p}) \epsilon_i(\mathbf{q}) \delta_g(\mathbf{q}) \rangle \end{aligned} \quad (11)$$

⁴Recent more sophisticated modeling of galaxy biasing using the halo model still respects linearity on large scales (see e.g. Peacock & Smith 2000, Seljak 2000, Ma & Fry 2000, Scoccimarro et al. 2001, Berlind & Weinberg 2001). See also Tegmark et al. (2001) for a measurement of the galaxy-mass correlation coefficient, which is consistent with a deterministic linear bias on large scales. Note that the tidal theories proposed by MWK and CNPT are also expected to be valid only on large scales.

³ This expression should in fact be slightly modified by magnification bias, which we will discuss in §2.2.

where the selection function $W_g(\chi_g)$ is as defined in eq. (4) & (5), \mathbf{p} and \mathbf{q} are three-dimensional positions, the z-axis (labeled 3) is the direction along the line of sight, and $\mathbf{p}_\perp - \mathbf{q}_\perp$ (components of \mathbf{p} and \mathbf{q} perpendicular to z) is chosen such that $\mathbf{p}_\perp - \mathbf{q}_\perp = \Delta\theta r(\chi_g)$.

From eq. (10) and (9), it is easy to see that

$$\langle \delta(\mathbf{p})\epsilon_i^{\text{in}}(\mathbf{q}) \rangle = \sum_{A,B} c_{AB} \langle \nabla^2 \phi(\mathbf{p}) \phi_A(\mathbf{q}) \phi_B(\mathbf{q}) \rangle \quad (12)$$

where A and B signify various second derivatives, and c_{AB} represents coefficients independent of spatial positions (except through the overall redshift). That ϕ has equal probability of being positive or negative implies the above must vanish (for instance, for a Gaussian random distribution of ϕ , as is assumed by MWK; see §3 for a discussion of expected violations of this assumption). That the above vanishes for both $i = 1$ and $i = 2$ implies $\langle \delta_g(\boldsymbol{\theta})\epsilon_t(\boldsymbol{\theta}') \rangle$ must be zero as well when a projection is applied.

How about $\langle \delta_g(\mathbf{p})\epsilon_i^{\text{in}}(\mathbf{q})\delta_g(\mathbf{q}) \rangle$, which shows up in the source clustering correction (eq. [11])? This requires a little bit more work. From eq. (9), it is clear there are several terms. We will work out the case of $i = 2$ in detail. The case of $i = 1$ is very similar, albeit with more terms. We have $\langle \delta_g\epsilon_2^{\text{in}}\delta_g \rangle = b^2 \langle \delta\epsilon_2^{\text{in}}\delta \rangle$, and the latter factor is given by:

$$\begin{aligned} \langle \delta(\mathbf{p})\epsilon_2^{\text{in}}(\mathbf{q})\delta(\mathbf{q}) \rangle = & \frac{2\beta}{15} [2\langle \delta(\mathbf{p})\delta(\mathbf{q})\phi_{33}(\mathbf{q})\phi_{12}(\mathbf{q}) \rangle \\ & - \langle \delta(\mathbf{p})\delta(\mathbf{q})\phi_{11}(\mathbf{q})\phi_{12}(\mathbf{q}) \rangle \\ & - \langle \delta(\mathbf{p})\delta(\mathbf{q})\phi_{22}(\mathbf{q})\phi_{12}(\mathbf{q}) \rangle \\ & - 3\langle \delta(\mathbf{p})\delta(\mathbf{q})\phi_{13}(\mathbf{q})\phi_{23}(\mathbf{q}) \rangle] \end{aligned} \quad (13)$$

By MWK's assumption of a Gaussian random field ϕ , each of the above terms factorizes into products of second moments. For instance, the first term gives

$$\begin{aligned} 2\langle \delta(\mathbf{p})\delta(\mathbf{q})\phi_{33}(\mathbf{q})\phi_{12}(\mathbf{q}) \rangle = & 2\langle \delta(\mathbf{p})\phi_{33}(\mathbf{q}) \rangle \langle \delta(\mathbf{q})\phi_{12}(\mathbf{q}) \rangle \\ & + 2\langle \delta(\mathbf{p})\phi_{12}(\mathbf{q}) \rangle \langle \delta(\mathbf{q})\phi_{33}(\mathbf{q}) \rangle \\ & + 2\langle \delta(\mathbf{p})\delta(\mathbf{q}) \rangle \langle \phi_{12}(\mathbf{q})\phi_{33}(\mathbf{q}) \rangle \end{aligned} \quad (14)$$

Several of the terms above contain an average of the following form:

$$\langle \delta(\mathbf{p})\phi_{ij}(\mathbf{q}) \rangle = \frac{1}{4\pi G \bar{\rho} a^2} \int \frac{d^3k}{(2\pi)^3} P_\phi(k) k^2 k_i k_j e^{-i\mathbf{k} \cdot (\mathbf{p} - \mathbf{q})} \quad (15)$$

where P_ϕ is the potential power spectrum in the sense that $\langle \phi(\mathbf{p})\phi(\mathbf{q}) \rangle = \int (d^3k/[2\pi]^3) P_\phi(k) \exp[-i\mathbf{k} \cdot (\mathbf{p} - \mathbf{q})]$.

The above expression can also be used to evaluate $\langle \delta(\mathbf{q})\phi_{ij}(\mathbf{q}) \rangle$ by setting $\mathbf{p} = \mathbf{q}$. In fact, doing so, it is clear that $\langle \delta(\mathbf{q})\phi_{12}(\mathbf{q}) \rangle$ vanishes by isotropy (i.e. $P_\phi(k)$ depends on magnitude of k but not its direction). We can therefore ignore the first term on the right hand side of eq. (14).

Similarly, a term like $\langle \phi_{33}(\mathbf{q})\phi_{12}(\mathbf{q}) \rangle$ must vanish, because this is given by

$$\langle \phi_{33}(\mathbf{q})\phi_{12}(\mathbf{q}) \rangle = \int \frac{d^3k}{(2\pi)^3} P_\phi(k) k_3^2 k_1 k_2 \quad (16)$$

which vanishes by isotropy.

Therefore, the only term that would eventually survive from eq. (14) is $2\langle \delta(\mathbf{p})\phi_{12}(\mathbf{q}) \rangle \langle \delta(\mathbf{q})\phi_{33}(\mathbf{q}) \rangle$. This is (ignoring the factor of $2\beta/15$) from the first term on the right side of eq. (13). Most of the rest of the terms from eq. (13) vanish due to the same reasons as above except for two terms (which come from the second and third terms in eq. [13]): $-\langle \delta(\mathbf{p})\phi_{12}(\mathbf{q}) \rangle \langle \delta(\mathbf{q})\phi_{11}(\mathbf{q}) \rangle - \langle \delta(\mathbf{p})\phi_{12}(\mathbf{q}) \rangle \langle \delta(\mathbf{q})\phi_{22}(\mathbf{q}) \rangle$. Finally, collecting all the surviving terms, it is easy to see that

$$\begin{aligned} & 2\langle \delta(\mathbf{p})\phi_{12}(\mathbf{q}) \rangle \langle \delta(\mathbf{q})\phi_{33}(\mathbf{q}) \rangle \\ & - \langle \delta(\mathbf{p})\phi_{12}(\mathbf{q}) \rangle \langle \delta(\mathbf{q})\phi_{11}(\mathbf{q}) \rangle \\ & - \langle \delta(\mathbf{p})\phi_{12}(\mathbf{q}) \rangle \langle \delta(\mathbf{q})\phi_{22}(\mathbf{q}) \rangle = 0 \end{aligned} \quad (17)$$

because $\langle \delta(\mathbf{q})\phi_{33}(\mathbf{q}) \rangle = \langle \delta(\mathbf{q})\phi_{22}(\mathbf{q}) \rangle = \langle \delta(\mathbf{q})\phi_{11}(\mathbf{q}) \rangle$. This follows again from isotropy.

Therefore, the conclusion is that $\langle \delta(\mathbf{p})\epsilon_2^{\text{in}}(\mathbf{q})\delta(\mathbf{q}) \rangle$ as given in eq. (13) vanishes exactly. The same statement can be proven for $\langle \delta(\mathbf{p})\epsilon_1^{\text{in}}(\mathbf{q})\delta(\mathbf{q}) \rangle$, using very similar arguments as those outlined above. Hence, in summary, we find that (using the above together with eq. [11]) *according to the tidal theory of MWK, and under the assumption of a linear bias, both $\langle \delta_g(\boldsymbol{\theta})\epsilon_i(\boldsymbol{\theta}') \rangle$ and its source clustering correction $\langle \delta_g(\boldsymbol{\theta})\epsilon_i^\Delta(\boldsymbol{\theta}') \rangle$ vanish exactly for both $i = 1$ and $i = 2$, and therefore, for $i = t$ as well.*

2.1.2. Tidal Alignment Theory According to CNPT

Next, we turn our attention to the tidal theory of CNPT (which built upon earlier work by Lee & Pen 2000), according to which the galaxy ellipticity is given by:

$$\begin{aligned} \epsilon_1^{\text{in}} &= \frac{\alpha}{2} \sum_{i=1}^3 (\hat{\phi}_{1i}\hat{\phi}_{i1} - \hat{\phi}_{2i}\hat{\phi}_{i2}) \\ \epsilon_2^{\text{in}} &= \alpha \sum_{i=1}^3 \hat{\phi}_{1i}\hat{\phi}_{i2} \end{aligned} \quad (18)$$

where α is a constant which depends on both the average ellipticity of galaxies and the degree to which the moment of inertia tensor is correlated with the local tidal field⁵, $\hat{\phi}_{ij}$ is the unit normalized traceless tidal tensor i.e. $\hat{\phi}_{ij} \equiv [\nabla_i \nabla_j \phi - \frac{1}{3} \delta_{ij} \nabla^2 \phi]/N$, where N is a normalizing factor so that $\sum_{i,j} \hat{\phi}_{ij}\hat{\phi}_{ij} = 1$ (summation of i, j is over 1, 2, 3). As such, this theory relates the galaxy ellipticity to the direction of the galaxy angular momentum, but not its amplitude.⁶

Here, we would like to evaluate the density-ellipticity correlation using Limber's approximation and linear bias just as we have done using the other tidal theory (eq. [11] & [10]). We therefore, need to compute $\langle \delta(\mathbf{p})\epsilon_i^{\text{in}}(\mathbf{q}) \rangle$ and $\langle \delta(\mathbf{p})\epsilon_i^{\text{in}}(\mathbf{q})\delta(\mathbf{q}) \rangle$ at two spatial points \mathbf{p} and \mathbf{q} just as before. To do so, we need the two-point probability distribution for ϕ_{ij} . Adopting the notation $T \equiv (\phi_{11}, \phi_{22}, \phi_{33}, \phi_{12}, \phi_{13}, \phi_{23})$ where T signifies the whole vector of different components of the tidal field (i.e. $T_1 =$

⁵The symbol α here is actually equal to $\alpha\alpha(6 - 9\pi/4)$ in the notation of CNPT.

⁶Porciani et al. (2001a,b) recently showed using numerical simulations that much of the angular momentum correlation in dark matter halos induced by tides is erased by non-linear effects. One can think of modeling this by decreasing α in eq. (18). See also van den Bosch et al. (2002).

ϕ_{11} , etc.), the two-point probability distribution used by CNPT is Gaussian random i.e.

$$P(T(\mathbf{p}), T(\mathbf{q})) = \frac{1}{\sqrt{\det \bar{C}} (2\pi)^6} \exp \left[-\frac{1}{2} \bar{T}^T C^{-1} \bar{T} \right]$$

where $P(T(\mathbf{p}), T(\mathbf{q})) d^6 T(\mathbf{p}) d^6 T(\mathbf{q})$ gives the probability that at spatial points \mathbf{p} and \mathbf{q} , the tidal field vectors take their respective values in the above ranges. Here $\bar{T} \equiv (T(\mathbf{p}), T(\mathbf{q}))$, and \bar{T}^T is its transpose. The matrix C gives the correlation matrix, which has the block diagonal form:

$$C = \begin{bmatrix} C_0 & C_{\mathbf{p}-\mathbf{q}} \\ C_{\mathbf{p}-\mathbf{q}} & C_0 \end{bmatrix} \quad (19)$$

where C_0 is the 6×6 zero-lag correlation matrix, and $C_{\mathbf{p}-\mathbf{q}}$ is the 6×6 two-point correlation matrix.

Let us first evaluate $\langle \delta \epsilon_i^{\text{in.}} \rangle$.

$$\langle \delta(\mathbf{p}) \epsilon_i^{\text{in.}}(\mathbf{q}) \rangle = \sum_{A,B} d_{AB} \langle \nabla^2 \phi(\mathbf{p}) \hat{\phi}_A(\mathbf{q}) \hat{\phi}_B(\mathbf{q}) \rangle \quad (20)$$

where A and B denote appropriate double indices as given in eq. (18), and d_{AB} represents coefficients independent of spatial positions (except through the overall redshift).

Clearly, the probability distribution in eq. (19) is invariant under $T \rightarrow -T$ (i.e. $\phi \rightarrow -\phi$), while the combination $\nabla^2 \phi \hat{\phi}_A \hat{\phi}_B$ (eq. [20]) switches sign under such a transformation. Therefore, the expectation value $\langle \delta(\mathbf{p}) \epsilon_i^{\text{in.}}(\mathbf{q}) \rangle$ must vanish.

Next, let us consider:

$$\begin{aligned} & \langle \delta(\mathbf{p}) \epsilon_i^{\text{in.}}(\mathbf{q}) \delta(\mathbf{q}) \rangle \\ &= \sum_{A,B} e_{AB} \langle \nabla^2 \phi(\mathbf{p}) \hat{\phi}_A(\mathbf{q}) \hat{\phi}_B(\mathbf{q}) \nabla^2 \phi(\mathbf{q}) \rangle \\ &= \sum_{A,B} e_{AB} \langle \text{Tr } T(\mathbf{p}) \text{Tr } T(\mathbf{q}) \hat{T}_A(\mathbf{q}) \hat{T}_B(\mathbf{q}) \rangle \end{aligned} \quad (21)$$

where $\hat{T} \equiv (\hat{\phi}_{11}, \hat{\phi}_{22}, \hat{\phi}_{33}, \hat{\phi}_{12}, \hat{\phi}_{13}, \hat{\phi}_{23})$, $\text{Tr } T \equiv T_1 + T_2 + T_3$, and e_{AB} represents some coefficient. Following CNPT, it is useful to rotate the vector T by defining $\mathcal{T} \equiv RT$, where R is an invertible matrix such that $\mathcal{T} = (\text{Tr } T / \sqrt{3}, (T_1 - T_2) / \sqrt{2}, (T_1 + T_2 - 2T_3) / \sqrt{6}, \sqrt{2}T_4, \sqrt{2}T_5, \sqrt{2}T_6)$. With this rotation, the above expression can be rewritten as

$$\begin{aligned} & \langle \delta(\mathbf{p}) \epsilon_i^{\text{in.}}(\mathbf{q}) \delta(\mathbf{q}) \rangle \\ &= \sum_{A,B} e'_{AB} \langle \mathcal{T}_1(\mathbf{p}) \mathcal{T}_1(\mathbf{q}) \hat{\mathcal{T}}_A(\mathbf{q}) \hat{\mathcal{T}}_B(\mathbf{q}) \rangle \end{aligned} \quad (22)$$

where $e'_{AB} = \sum_{D,E} e_{DE} R_{DA}^{-1} R_{EB}^{-1}$, and $\hat{\mathcal{T}} \equiv R\hat{T}$. Note that because \hat{T} is formed from the traceless part of the tidal tensor, $\hat{\mathcal{T}}_1 = 0$ by definition. It is also useful to define $|\mathcal{T}| \equiv [\mathcal{T}_2^2 + \mathcal{T}_3^2 + \dots + \mathcal{T}_6^2]^{1/2}$, so that $\mathcal{T}_A = \hat{\mathcal{T}}_A |\mathcal{T}|$ for $A \neq 1$.

The advantage of such a rotation is that the correlation matrix at zero-lag becomes diagonalized: $C_0 \equiv RC_0R^T$ is diagonal: $C_0 = (\xi_0/15) \text{diag}(5, 2, 2, 2, 2, 2)$, where ξ_0 is the zero-lag correlation of $\text{Tr } T$. Similarly, we define $C_{\mathbf{p}-\mathbf{q}} \equiv RC_{\mathbf{p}-\mathbf{q}}R^T$, and

$$\mathcal{C} \equiv \begin{bmatrix} C_0 & C_{\mathbf{p}-\mathbf{q}} \\ C_{\mathbf{p}-\mathbf{q}} & C_0 \end{bmatrix} \quad (23)$$

but note that neither $C_{\mathbf{p}-\mathbf{q}}$ nor \mathcal{C} is diagonal in general.

The expectation value $\langle \mathcal{T}_1 \mathcal{T}_1 \hat{\mathcal{T}}_A \hat{\mathcal{T}}_B \rangle$ can be written as follows.

$$\begin{aligned} & \langle \mathcal{T}_1(\mathbf{p}) \mathcal{T}_1(\mathbf{q}) \hat{\mathcal{T}}_A(\mathbf{q}) \hat{\mathcal{T}}_B(\mathbf{q}) \rangle \\ &= \int \frac{d^6 \mathcal{T}(\mathbf{p}) d^6 \mathcal{T}(\mathbf{q})}{\sqrt{\det \mathcal{C}} (2\pi)^6} \mathcal{T}_1(\mathbf{p}) \mathcal{T}_1(\mathbf{q}) \hat{\mathcal{T}}_A(\mathbf{q}) \hat{\mathcal{T}}_B(\mathbf{q}) \\ &\quad \times \exp \left[-\frac{1}{2} \bar{\mathcal{T}}^T \mathcal{C}^{-1} \bar{\mathcal{T}} \right] \\ &= - \int \frac{d^6 \mathcal{T}(\mathbf{p}) d^6 \mathcal{T}(\mathbf{q})}{\sqrt{\det \mathcal{C}} (2\pi)^6} \hat{\mathcal{T}}_A(\mathbf{q}) \hat{\mathcal{T}}_B(\mathbf{q}) \\ &\quad \times \frac{\partial}{\partial \mathcal{C}_{17}^{-1}} \exp \left[-\frac{1}{2} \bar{\mathcal{T}}^T \mathcal{C}^{-1} \bar{\mathcal{T}} \right] \\ &= - \frac{\partial}{\partial \mathcal{C}_{17}^{-1}} \langle \hat{\mathcal{T}}_A(\mathbf{q}) \hat{\mathcal{T}}_B(\mathbf{q}) \rangle \\ &\quad + \frac{\partial (\det \mathcal{C})^{-1/2}}{\partial \mathcal{C}_{17}^{-1}} \sqrt{\det \mathcal{C}} \langle \hat{\mathcal{T}}_A(\mathbf{q}) \hat{\mathcal{T}}_B(\mathbf{q}) \rangle \end{aligned} \quad (24)$$

where \mathcal{C}_{17}^{-1} represents the $(1, 7)$ component of the symmetric matrix \mathcal{C} . Note that $d^6 \mathcal{T} = d \text{Tr } T |T|^4 d|T| d^4 \hat{T} / \sqrt{3}$.

The second term in the last equality above (the one involving a derivative of the determinant), when contracted with e'_{AB} in eq. (22), gives us something that is proportional to $\langle \epsilon_i^{\text{in.}}(\mathbf{q}) \rangle$, which must vanish by isotropy. Therefore, all we have to worry about is the first term. At first sight, it appears that the same argument might apply: after contracting it with e'_{AB} , the first term gives a derivative of $\langle \epsilon_i^{\text{in.}} \rangle$ with respect to \mathcal{C}_{17}^{-1} . Should this also vanish by isotropy? The ultimate answer will turn out to be yes, but one has to reason with some care: does the fact that we are varying \mathcal{C}_{17}^{-1} while keeping the rest of the components of \mathcal{C} fixed somehow spoil isotropy? One would expect not, because the component we are varying has to do with the trace of the tidal tensor. However, let us prove this explicitly.

The matrix \mathcal{C}^{-1} in general takes the following form:

$$\mathcal{C}^{-1} = \begin{bmatrix} -\mathcal{C}_{\mathbf{p}-\mathbf{q}}^{-1} \mathcal{C}_0 M & M \\ M & -\mathcal{C}_{\mathbf{p}-\mathbf{q}}^{-1} \mathcal{C}_0 M \end{bmatrix} \quad (25)$$

where M is some matrix that satisfies

$$-\mathcal{C}_0 \mathcal{C}_{\mathbf{p}-\mathbf{q}}^{-1} \mathcal{C}_0 M + \mathcal{C}_{\mathbf{p}-\mathbf{q}} M = 1 \quad (26)$$

to ensure $\mathcal{C} \mathcal{C}^{-1}$ gives the identity.

When we are varying \mathcal{C}_{17}^{-1} , we are therefore varying M_{11} while keeping everything else fixed. This means that $\Delta(\mathcal{C}_{\mathbf{p}-\mathbf{q}}^{-1} \mathcal{C}_0 M) = 0$. Eq. (26) should remain valid under the variation, and so $-\Delta(\mathcal{C}_0 \mathcal{C}_{\mathbf{p}-\mathbf{q}}^{-1} \mathcal{C}_0 M) + \Delta(\mathcal{C}_{\mathbf{p}-\mathbf{q}} M) = 0$. Combining both, together with eq. (26), it can be shown that varying \mathcal{C}_{17}^{-1} implies a change in \mathcal{C}_0 of the form

$$\Delta \mathcal{C}_0 = -\mathcal{C}_{\mathbf{p}-\mathbf{q}} \Delta M \mathcal{C}_0 - \mathcal{C}_0 \Delta M \mathcal{C}_{\mathbf{p}-\mathbf{q}} \quad (27)$$

The fact that the only non-zero component of ΔM is $\Delta M_{11} = \Delta \mathcal{C}_{17}^{-1}$, together with the fact that \mathcal{C}_0 is diagonal, implies that $[\Delta \mathcal{C}_0]_{ij} = 0$ except for i or j (or both) $= 1$. This is an important fact we will make use of later.

Dropping the \mathbf{q} label for simplicity, let us then consider the term from eq. (24):

$$\begin{aligned} & -\frac{\partial}{\partial \mathcal{C}_{17}^{-1}} \langle \hat{\mathcal{T}}_A \hat{\mathcal{T}}_B \rangle \\ &= -\frac{\partial}{\partial \mathcal{C}_{17}^{-1}} \int \frac{d^6 \mathcal{T}}{\sqrt{\det \mathcal{C}_0} (2\pi)^3} \hat{\mathcal{T}}_A \hat{\mathcal{T}}_B \exp \left[-\frac{1}{2} \mathcal{T}^T \mathcal{C}_0^{-1} \mathcal{T} \right] \\ &= Q - (\Delta \mathcal{C}_{17}^{-1})^{-1} \int \frac{d^6 \mathcal{T}}{\sqrt{\det \mathcal{C}_0} (2\pi)^3} \hat{\mathcal{T}}_A \hat{\mathcal{T}}_B \\ & \quad \times \left[\frac{1}{2} \mathcal{T}^T \mathcal{C}_0^{-1} \Delta \mathcal{C}_0 \mathcal{C}_0^{-1} \mathcal{T} \right] \exp \left[-\frac{1}{2} \mathcal{T}^T \mathcal{C}_0^{-1} \mathcal{T} \right] \end{aligned} \quad (28)$$

where Q is a term that involves the derivative of the determinant $\det \mathcal{C}_0$ with respect to \mathcal{C}_{17}^{-1} , and Q is proportional to $\langle \hat{\mathcal{T}}_A \hat{\mathcal{T}}_B \rangle$, which as we have argued before, vanishes by isotropy under contraction with e'_{AB} (eq. [22]) because it gives something that is proportional to $\langle \epsilon_i^{\text{in}} \rangle$.

Now, recall the fact that $(\Delta \mathcal{C}_0)_{ij}$ is non-zero only if i or $j = 1$. This, together with the fact that \mathcal{C}_0^{-1} is diagonal, implies that aside from Q (which we can ignore), all terms in eq. (28) are of the form $\eta \langle \hat{\mathcal{T}}_A \hat{\mathcal{T}}_B (\hat{\mathcal{T}}_1)^2 \rangle$ or $\sum_C \zeta_C \langle \hat{\mathcal{T}}_A \hat{\mathcal{T}}_B \hat{\mathcal{T}}_1 \hat{\mathcal{T}}_C | \mathcal{T} | \rangle$ where η and ζ_C are some coefficients. The fact that the latter term involves an odd number of directional vectors $\hat{\mathcal{T}}$ implies it must be zero.

Therefore, the only term we need to consider is

$$\begin{aligned} \langle \delta(\mathbf{p}) \epsilon_i^{\text{in}}(\mathbf{q}) \delta(\mathbf{q}) \rangle &= \sum_{A,B} \eta e'_{AB} \langle \hat{\mathcal{T}}_A(\mathbf{q}) \hat{\mathcal{T}}_B(\mathbf{q}) [\text{Tr } T(\mathbf{q})]^2 \rangle \\ &= \sum_{A,B} \eta e_{AB} \langle \hat{\mathcal{T}}_A(\mathbf{q}) \hat{\mathcal{T}}_B(\mathbf{q}) [\text{Tr } T(\mathbf{q})]^2 \rangle \end{aligned} \quad (29)$$

Note that η is in principle dependent on $\mathbf{p} - \mathbf{q}$. The coefficients e_{AB} are determined by the expressions for ϵ_i^{in} in eq. (18). For $i = 1$, the above is proportional to $\langle (\hat{\mathcal{T}}_1 \hat{\mathcal{T}}_1 - \hat{\mathcal{T}}_2 \hat{\mathcal{T}}_2) (\text{Tr } T)^2 \rangle + \langle (\hat{\mathcal{T}}_5 \hat{\mathcal{T}}_5 - \hat{\mathcal{T}}_6 \hat{\mathcal{T}}_6) (\text{Tr } T)^2 \rangle$. The important point to keep in mind is that this expectation value is evaluated at a single point (\mathbf{q}) , and with no preferred direction, this clearly vanishes by isotropy. Similarly, the $i = 2$ term vanishes as well.

To summarize, we find that *according to the tidal theory formulated by CNPT, and under the assumption of linear bias, both $\langle \delta_g(\boldsymbol{\theta}) \epsilon_i(\boldsymbol{\theta}') \rangle$ and its source clustering correction $\langle \delta_g(\boldsymbol{\theta}) \epsilon_i^\Delta(\boldsymbol{\theta}') \rangle$ vanish exactly.* This holds for $i = 1$, $i = 2$ and therefore for $i = t$ as well.

2.2. Extrinsic Alignment – Gravitational Lensing

Gravitational lensing induces a correlation between ellipticity and galaxy density, which we will work out in this section. The projected ellipticity and galaxy density are given in eq. (4) and eq. (5). The latter equation needs to be slightly modified to take into account magnification bias (e.g. Broadhurst, Taylor & Peacock 1995; Moessner, Jain & Villumsen 1998):

$$\delta_g(\boldsymbol{\theta}) = \int d\chi_g W_g(\chi_g) [\delta_g(\boldsymbol{\theta}, \chi_g) + 5(s - 0.4)\kappa(\boldsymbol{\theta}, \chi_g)] \quad (30)$$

where s is the slope of the luminosity function in the following sense: if $N(m, z)$ gives the surface number density of galaxies per unit magnitude m per unit redshift z ,

$d \log N(m, z)/dm = s$. Note that s can be redshift dependent, and is the slope at the faint end of a flux-limited survey. Here, κ is the lensing convergence, it is related to the lensing magnification $|A|$ by $|A| = 1 + 2\kappa$ in the weak lensing limit. It can be viewed as a projected overdensity (e.g. Kaiser & Squires 1993):

$$\kappa(\boldsymbol{\theta}, \chi_g) = \int_0^{\chi_g} \frac{d\chi_L}{a} W_L(\chi_L, \chi_g) \delta(\boldsymbol{\theta}, \chi_L) \quad (31)$$

where $W_L(\chi_L, \chi_g) = (3/2c^2) H_0^2 \Omega_m r(\chi_L) r(\chi_g - \chi_L) / r(\chi_g)$ is the lensing efficiency function.

Eq. (30) tells us how the observed number density of galaxies is modulated by gravitational lensing: magnification allows more galaxies to be observed in a flux-limited sample, but also causes the galaxies to appear more spread out. Which effect wins depends on the slope of the luminosity function.

Gravitational lensing, of course, also modifies the observed galaxy ellipticity: $\epsilon_i = \epsilon_i^{\text{in}} + \epsilon_i^{\text{ex}}$ (eq. [3]). We have shown in §2.1 that $\langle \delta_g \epsilon_i^{\text{in}} \rangle$ vanishes according to two different tidal theories of intrinsic alignment. Here, we will work out $\langle \delta_g \epsilon_i^{\text{ex}} \rangle$, for $i = t$ (correlation vanishes for $i = r$, by symmetry under parity).^{7 8} The lensing induced ellipticity for a galaxy at angular position $\boldsymbol{\theta}$ and distance χ_g away is given by

$$\epsilon_i^{\text{ex}}(\boldsymbol{\theta}, \chi_g) = D_i^\theta \int_0^{\chi_g} \frac{d\chi_L}{a} W_L(\chi_L, \chi_g) \tilde{\psi}(\boldsymbol{\theta}, \chi_L) \quad (32)$$

where $D_1^\theta \equiv \nabla_{\theta_1}^2 - \nabla_{\theta_2}^2$, $D_2^\theta \equiv 2\nabla_{\theta_1} \nabla_{\theta_2}$, and $\tilde{\psi}(\boldsymbol{\theta}, \chi_L) \equiv 2\phi(\boldsymbol{\theta}, \chi_L) / r(\chi_L)^2 / (4\pi G \bar{\rho} a^2)$ (ϕ is the gravitational potential that satisfies the Poisson equation as given in eq. [10]).

It is important to note that our definition of ϵ_i^{ex} is higher than what is usually known as the shear, γ_i , by a factor of 2. (The usual convention is that if $\kappa = \nabla_\theta^2 \psi / 2$ where ψ is some projected potential, then $\gamma_1 = (\nabla_{\theta_1}^2 - \nabla_{\theta_2}^2) \psi / 2$, and $\gamma_2 = \nabla_{\theta_1} \nabla_{\theta_2} \psi$.) The reason for our choice is that for simple estimators for the quadrupole moment Q_{ij} , the ellipticity as defined in eq. (1) is influenced by lensing according to $\epsilon_i = \epsilon_i^{\text{in}} + \epsilon_i^{\text{ex}} = \epsilon_i^{\text{in}} + 2\gamma_i$, at least to the lowest order in ellipticity and shear (see Kaiser & Squires 1993).

Combining eq. (4), (30), (31) and (32), together with the definition of tangential ellipticity in eq. (2), we obtain

$$\langle \delta_g(\boldsymbol{\theta}) \epsilon_t^{\text{ex}}(\boldsymbol{\theta}') \rangle = \langle \delta_g(\boldsymbol{\theta}) \epsilon_t^{\text{ex}}(\boldsymbol{\theta}') \rangle_A + \langle \delta_g(\boldsymbol{\theta}) \epsilon_t^{\text{ex}}(\boldsymbol{\theta}') \rangle_B \quad (33)$$

$$\begin{aligned} \langle \delta_g(\boldsymbol{\theta}) \epsilon_t^{\text{ex}}(\boldsymbol{\theta}') \rangle_A &\equiv 2 \int \frac{d\chi_L}{a^2} \frac{\tilde{W}_L(\chi_L) \tilde{W}_L^s(\chi_L)}{r(\chi_L)^2} \\ & \quad \int_0^\infty \frac{\ell d\ell}{2\pi} P(k = \ell / r(\chi_L)) J_2(\ell |\boldsymbol{\theta} - \boldsymbol{\theta}'|) \end{aligned}$$

$$\langle \delta_g(\boldsymbol{\theta}) \epsilon_t^{\text{ex}}(\boldsymbol{\theta}') \rangle_B \equiv 2 \int \frac{d\chi_L}{a} \frac{\tilde{W}_L^b(\chi_L) W_g(\chi_g = \chi_L)}{r(\chi_L)^2}$$

⁷Since, as we will see, $\langle \delta_g \epsilon_i^{\text{ex}} \rangle$ is non-zero in general, we will not consider in this paper the smaller source clustering correction: $\langle \delta_g \epsilon_i^\Delta \rangle$ (which is also often ignored in the case of the ellipticity-ellipticity correlation).

⁸Strictly speaking, one should consider an additional cross-correlation between the magnification bias term involving κ and the intrinsic ellipticity ϵ_i^{in} . Since κ is simply a projected overdensity δ , the same arguments in §2.1 apply directly to this cross-correlation as well.

$$\int \frac{\ell d\ell}{2\pi} P(k = \ell/r(\chi_L)) J_2(\ell|\boldsymbol{\theta} - \boldsymbol{\theta}'|)$$

where

$$\begin{aligned} \tilde{W}_L(\chi_L) &\equiv \int_{\chi_L}^{\infty} d\chi_g W_g(\chi_g) W_L(\chi_L, \chi_g) \quad (34) \\ \tilde{W}_L^s(\chi_L) &\equiv \int_{\chi_L}^{\infty} d\chi_g 5(s-0.4) W_g(\chi_g) W_L(\chi_L, \chi_g) \\ \tilde{W}_L^b(\chi_L) &\equiv b \int_{\chi_L}^{\infty} d\chi_g W_g(\chi_g) W_L(\chi_L, \chi_g) \end{aligned}$$

with $P(k)$ being the mass power spectrum, and J_2 is the second order Bessel function:

$$J_n(y) = \frac{1}{2\pi} \int_{-\pi}^{\pi} d\zeta \cos[y \sin \zeta - n\zeta] \quad (35)$$

Note that $W_g(\chi_g)$ is the selection function defined in eq. (4) and (30), and $W_L(\chi_L)$ is the lensing efficiency function as given in eq. (31).

We have separated the density-ellipticity correlation into two terms: Term A $\langle \delta_g \epsilon_t^{\text{ex.}} \rangle_A$ arises from magnification bias; term B $\langle \delta_g \epsilon_t^{\text{ex.}} \rangle_B$ arises even if magnification bias is absent. The latter is very much analogous to the density-ellipticity correlation commonly measured in galaxy-galaxy lensing, except that here we do not measure the projected density from one population of galaxies and the ellipticity from another – instead, we only have a single galaxy distribution $W_g(\chi_g)$, from which both density and ellipticity is inferred. Note that term B vanishes if $W_g(\chi_g)$ has zero width – it is a non-zero width that allows galaxies closer to us to lens galaxies further away from us, both sets being drawn from the same $W_g(\chi_g)$.

As an illustration, Fig. 1 shows the two contributions to $\langle \delta_g \epsilon_t \rangle$ as a function of angular separation $\Delta\theta$ (solid and dotted lines) for a Λ CDM cosmological model ($\Omega_m = 0.3$, $\Omega_\Lambda = 0.7$, $\Gamma = 0.21$, $\sigma_8 = 0.9$), with the following selection function:

$$W_g(\chi_g) = N z^2 \exp[-(z/0.8)^{1.5}] |dz/d\chi_g| \quad (36)$$

where N is a normalizing factor chosen such that $\int d\chi_g W_g(\chi_g) = 1$. Also shown in the figure are the two components of the ellipticity-ellipticity lensing correlation (short and long-dashed lines):

$$\begin{aligned} \langle \epsilon_t^{\text{ex.}}(\boldsymbol{\theta}) \epsilon_t^{\text{ex.}}(\boldsymbol{\theta}') \rangle &= 4 \int \frac{d\chi_L}{a^2} \frac{\tilde{W}_L(\chi_L)^2}{r(\chi_L)^2} \quad (37) \\ &\int_0^\infty \frac{\ell d\ell}{2\pi} P(k = \ell/r(\chi_L)) \frac{1}{2} [J_0(\ell\Delta\theta) + J_4(\ell\Delta\theta)] \\ \langle \epsilon_r^{\text{ex.}}(\boldsymbol{\theta}) \epsilon_r^{\text{ex.}}(\boldsymbol{\theta}') \rangle &= 4 \int \frac{d\chi_L}{a^2} \frac{\tilde{W}_L(\chi_L)^2}{r(\chi_L)^2} \\ &\int_0^\infty \frac{\ell d\ell}{2\pi} P(k = \ell/r(\chi_L)) \frac{1}{2} [J_0(\ell\Delta\theta) - J_4(\ell\Delta\theta)] \end{aligned}$$

(Kaiser 1992; Jain & Seljak 1997). The power spectrum used is the nonlinear power spectrum appropriate for the Λ CDM model (Hamilton et al. 1991, Jain, Mo & White 1995, Peacock & Dodds 1996). The model and selection function chosen here is in rough accord with existing ellipticity-ellipticity measurements from deep lensing

surveys (e.g. van Waerbeke et al. 2000). The bias parameter and the slope of the luminosity function are chosen to be $b = 1$ and $s = 1$, for simplicity. If other values were chosen, it is simple to rescale our results: $\langle \delta_g \epsilon_t \rangle_A \rightarrow \langle \delta_g \epsilon_t \rangle_A \times (s-0.4)/0.6$ and $\langle \delta_g \epsilon_t \rangle_B \rightarrow \langle \delta_g \epsilon_t \rangle_B \times b$ (more generally, if b and s were redshift dependent, that dependence has to be explicitly integrated; see eq. [34]). Note that if $s < 0.4$, the sign of the the A term is flipped. We should also note that on sufficiently small scales e.g. $\Delta\theta$ less than a few arcminutes, the assumption of a linear bias likely breaks down; what is shown below nonetheless offers a rough estimate of the size of the signal on such scales.

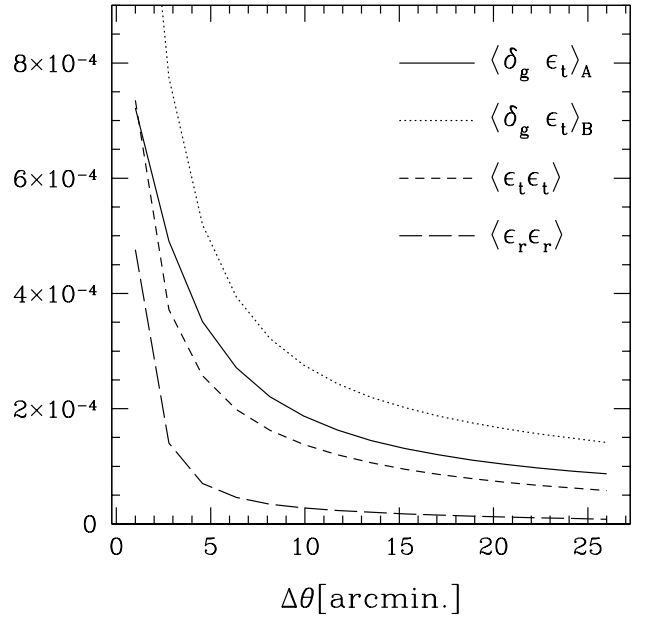


FIG. 1.— The lensing density-ellipticity correlation (A and B , the magnification bias term and the ‘galaxy-galaxy lensing’ term respectively, see eq. [33]), and the lensing ellipticity-ellipticity correlations (eq. [37]), for a high redshift sample of source galaxies (see eq. [36] for the selection function).

From Fig. 1, one can see that the A and B contributions to the lensing density-ellipticity correlation are comparable, which are also similar in magnitude to the ellipticity-ellipticity correlations. Such a conclusion, however, is sensitive to the selection function of one’s survey. Fig. 2 shows the same set of quantities for a source sample with lower redshifts:

$$W_g \propto z^2 \exp[-(z/0.35)^{1.7}] |dz/d\chi_g| \quad (38)$$

Lower source redshifts decrease the lensing efficiency W_L (or \tilde{W}_L ; eq. [34]), which lead to a drop in all the lensing correlations, except the B term for the density-ellipticity correlation. This is the term that arises from galaxy-galaxy lensing within the sample. Two opposing effects roughly cancel out each other in this case: on the one hand, lower source redshifts lead to less efficient lensing; on the other hand, a shallower survey helps prevent pro-

jection from washing out the galaxy density fluctuation δ_g .

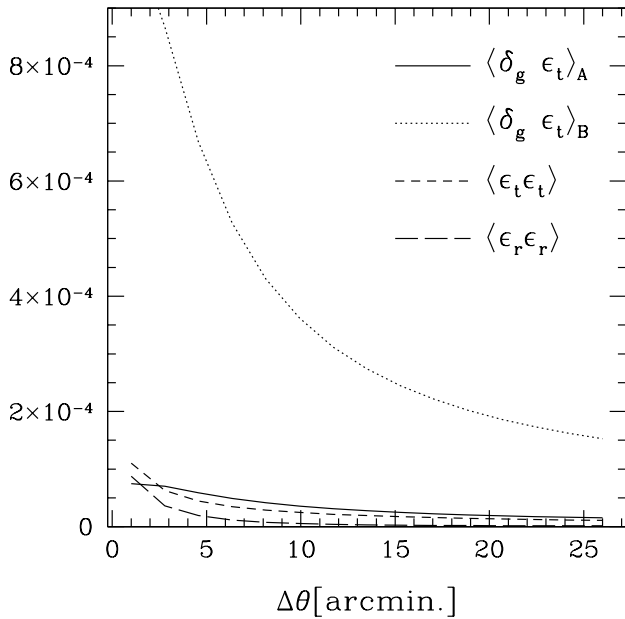


FIG. 2.— Same as Fig. 1 except that the selection function is that of a shallower survey (eq. [38]).

The ‘galaxy-galaxy lensing’ term (B term) can be made much smaller if we choose a selection function that is sufficiently narrow. This is illustrated in Fig. 3 which employs the following selection function

$$W_g \propto \exp[-(z-1)^2/2/0.05^2]|dz/d\chi_g| \quad (39)$$

Here, the B term is about a factor of 5 smaller than the A term, in contrast with the previous two examples. The important point to keep in mind is that the magnification bias term (A term) and the ellipticity correlation functions are not sensitive to the width of the selection function, because for these quantities, W_g enters only through convolution with a rather broad lensing efficiency function (eq. [34]). The B term, on the other hand, can be made as small as one wishes if one has the ability to measure redshifts accurately.

3. WHAT ABOUT NON-GAUSSIANITY?

Are we to conclude from §2.1 that the intrinsic density-ellipticity correlation should strictly vanish? A crucial assumption made in the calculation of the intrinsic density-ellipticity correlation in §2.1 is that the fluctuation in gravitational potential ϕ is Gaussian random. While this is approximately true on large scales, it cannot be exact – gravitational instability induces non-Gaussianity from initially Gaussian conditions, even on large scales. It is important that we estimate the strength of the non-Gaussian corrections. To do so properly, we have to make a digression and discuss ellipticity-ellipticity correlation. Since non-Gaussian fluctuations are easier to include in the framework of MWK, that is what we are going to adopt.

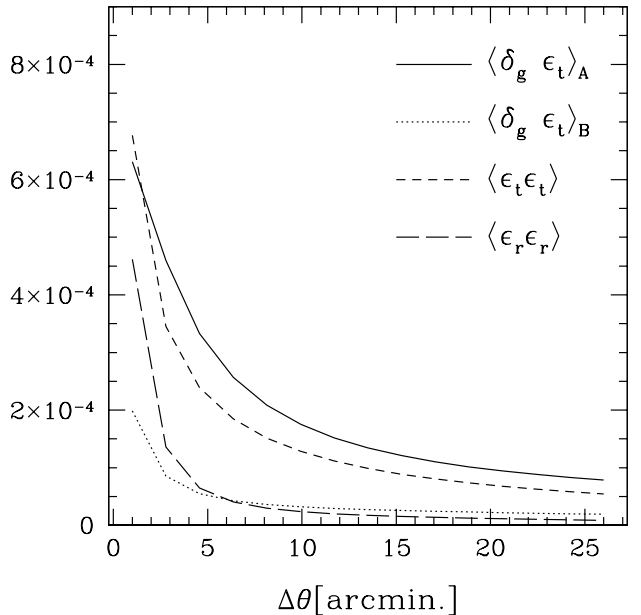


FIG. 3.— Same as Fig. 1 except that the selection function is chosen to be much more narrow (eq. [39]).

In §3.4, we will also briefly examine the consequence of allowing for a nonlinear galaxy-bias. It turns out doing so brings in terms quite similar to those introduced by non-Gaussianity, as far as the density-ellipticity correlation is concerned. Because of the wider relevance of non-Gaussian terms (for ellipticity-ellipticity as well as density-ellipticity correlations), they will take up most of this section.

3.1. A Digression on Intrinsic Ellipticity-Ellipticity Correlation

We take as starting point the expression for ϵ_i^{in} given in eq. (9), except that we now allow ϕ to be non-Gaussian in such a way consistent with gravitational instability. The usual Gaussian assumption follows from working out the angular momentum of galaxies due to tidal torque-up according to first order Lagrangian perturbation theory (Doroshkevich 1970). A higher order calculation⁹ would obviously introduce non-Gaussian terms, but it should be emphasized that *a consistent expansion does not necessarily yield an expression for ϵ_i^{in} that is given exactly by eq. (9) where ϕ is simply replaced by its non-linear counterpart*. Nonetheless, this should provide a useful order of magnitude estimate. It can be shown that a second order expansion does give rise to terms similar to the ones we consider here, albeit with different coefficients of the same order. Further details will be given in a separate paper (Zhang & Hui 2002).

Because we are interested in the relative significance of non-Gaussian versus Gaussian terms, some care must be taken in choosing the time at which the spins of galaxies (and therefore the tidal fields) are to be evaluated. According to the usual tidal torque-up theories, galaxies or

⁹See Peebles (1969) and White (1984) for second order calculations that assume a spherical Eulerian/Lagrangian volume.

halos gain most of their angular momentum before turnaround, after which the intrinsic correlations are presumably locked in place. However, as Porciani et al. (2001a,b) pointed out (see also Sugerman et al. 2000), random kicks by accreting satellites cause a misalignment of the eventual angular momentum from the one predicted by tidal torque-up theories (van den Bosch et al. 2002 also showed that hydrodynamic effects cause a misalignment between the angular momentum of the gas with respect to that of the dark matter). The hope is that a reduction of the intrinsic correlations due to such effects occurs in a scale-independent way, and can therefore be taken care of by rescaling the overall amplitude of the intrinsic correlations (as is done by MWK). Porciani et al. (2001a) showed that angular momentum growth slows down after $z \sim 3$, while misalignment starts to grow quite early on, from $z \sim 50$ onward. In what follows, to illustrate the range of possibilities, we will therefore consider two cases: the tidal field ϕ in the expressions for the intrinsic ellipticities (eq. [9]) are to be evaluated at $z_T = 3$ or $z_T = 50$.¹⁰

Let us focus on $\langle \epsilon_2^{\text{in.}}(\boldsymbol{\theta}) \epsilon_2^{\text{in.}}(\boldsymbol{\theta}') \rangle$ for an order of magnitude estimate:

$$\langle \epsilon_2^{\text{in.}}(\boldsymbol{\theta}) \epsilon_2^{\text{in.}}(\boldsymbol{\theta}') \rangle = \int d\chi_g W(\chi_g)^2 \int dp_3 \frac{\beta^2}{15^2} \quad (40)$$

$$\langle [4\phi_{33}\phi_{12} - 2\phi_{11}\phi_{12} - 2\phi_{22}\phi_{12} - 6\phi_{13}\phi_{23}]_{\mathbf{p}} [4\phi_{33}\phi_{12} - 2\phi_{11}\phi_{12} - 2\phi_{22}\phi_{12} - 6\phi_{13}\phi_{23}]_{\mathbf{q}} \rangle$$

where we have employed Limber's approximation and used the same notation as in eq. (11): $\mathbf{p}_\perp - \mathbf{q}_\perp = r(\chi_g)(\boldsymbol{\theta} - \boldsymbol{\theta}')$; β is as given in eq. (9).

Let us consider for example the term:

$$\begin{aligned} & \langle \phi_{33}(\mathbf{p}) \phi_{12}(\mathbf{p}) \phi_{33}(\mathbf{q}) \phi_{12}(\mathbf{q}) \rangle = \quad (41) \\ & \langle \phi_{33}(\mathbf{p}) \phi_{12}(\mathbf{p}) \rangle \langle \phi_{33}(\mathbf{q}) \phi_{12}(\mathbf{q}) \rangle \\ & + \langle \phi_{33}(\mathbf{p}) \phi_{33}(\mathbf{q}) \rangle \langle \phi_{12}(\mathbf{p}) \phi_{12}(\mathbf{q}) \rangle \\ & + \langle \phi_{33}(\mathbf{p}) \phi_{12}(\mathbf{q}) \rangle \langle \phi_{33}(\mathbf{p}) \phi_{12}(\mathbf{q}) \rangle \\ & + \langle \phi_{33}(\mathbf{p}) \phi_{12}(\mathbf{p}) \phi_{33}(\mathbf{q}) \phi_{12}(\mathbf{q}) \rangle_c \end{aligned}$$

The first term on the right can be ignored due to isotropy. The next two terms are Gaussian terms which depend quadratically on the power spectrum, and are included in the analysis of MWK. The last term on the right is the non-Gaussian term. One can write the above as:

$$\begin{aligned} & (4\pi G \bar{\rho} a^2)^{-4} \langle \phi_{33}(\mathbf{p}) \phi_{12}(\mathbf{p}) \phi_{33}(\mathbf{q}) \phi_{12}(\mathbf{q}) \rangle = \quad (42) \\ & \int \frac{d^3 k^A}{(2\pi)^3} P(k^A) \frac{(k_3^A)^4}{(k^A)^4} e^{-i\mathbf{k}^A \cdot (\mathbf{p} - \mathbf{q})} \\ & \int \frac{d^3 k^B}{(2\pi)^3} P(k^B) \frac{(k_1^B k_2^B)^2}{(k^B)^4} e^{-i\mathbf{k}^B \cdot (\mathbf{p} - \mathbf{q})} \\ & + \left[\int \frac{d^3 k^A}{(2\pi)^3} P(k^A) \frac{(k_3^A)^2 k_1^A k_2^A}{(k^A)^4} e^{-i\mathbf{k}^A \cdot (\mathbf{p} - \mathbf{q})} \right]^2 \\ & + \int \frac{d^3 k^A}{(2\pi)^3} \frac{d^3 k^B}{(2\pi)^3} \frac{d^3 k^C}{(2\pi)^3} T(\mathbf{k}^A, \mathbf{k}^B, \mathbf{k}^C, \mathbf{k}^D) \\ & \frac{(k_3^A)^2}{(k^A)^2} \frac{k_1^B k_2^B}{(k^B)^2} \frac{(k_3^C)^2}{(k^C)^2} \frac{k_1^D k_2^D}{(k^D)^2} e^{-i(\mathbf{k}^A \cdot \mathbf{p} + \mathbf{k}^B \cdot \mathbf{p} + \mathbf{k}^C \cdot \mathbf{q} + \mathbf{k}^D \cdot \mathbf{q})} \end{aligned}$$

¹⁰The mapping from Lagrangian to Eulerian space which moves the galaxies around also causes an evolution of the intrinsic correlations. A glance at Fig. 11 of Porciani et al. (2001a) suggests this is a small effect.

where $\mathbf{k}^A + \mathbf{k}^B + \mathbf{k}^C + \mathbf{k}^D = 0$, and T is the trispectrum. Here, the power spectrum P and the trispectrum refers to those of the mass δ , and the factor of $(4\pi G \bar{\rho} a^2)^{-4}$ (together with factors of k^2) takes care of the scaling between ϕ and δ .

The trispectrum T scales like the power spectrum cubed, a scaling motivated by perturbation theory (under Gaussian initial conditions) and confirmed by numerical N-body simulations even in the nonlinear regime (see Fry 1984, Scoccimarro et al. 1998, Baugh et al. 1995, but see also Suto & Matsubara 1994, Jing & Boerner 1998):

$$\begin{aligned} T(\mathbf{k}^A, \mathbf{k}^B, \mathbf{k}^C, \mathbf{k}^D) = \quad (43) \\ R_a [P(k^A) P(\mathbf{k}^A + \mathbf{k}^B) P(k^C) + 11 \text{ other cyclic perm.}] \\ + R_b [P(k^A) P(k^B) P(k^C) + 3 \text{ other cyclic perm.}] \end{aligned}$$

The coefficients R_a and R_b are configuration dependent on large scales, but asymptotes to constants on small scales. Both are expected to vary somewhat slowly with scale when averaged over configurations (e.g. see variation of the kurtosis, which is related to R_a and R_b in an averaged sense, as a function of scale in Baugh et al. 1995). As a rough order of magnitude estimate, we will follow Scoccimarro et al. (1999) to treat $R_a \sim R_b \sim Q_4$, where Q_4 is given by Hyper-Extended Perturbation Theory (HEPT; Scoccimarro & Frieman 1999). We will use $Q_4 \sim 3$. One should keep in mind that HEPT strictly applies only at highly nonlinear scales, and likely leads to some overestimate of the trispectrum term, but is probably acceptable in the spirit of an order of magnitude estimate.¹¹

Putting everything together, one obtains the following approximate form for eq. (40):

$$\begin{aligned} & \langle \epsilon_2^{\text{in.}}(\boldsymbol{\theta}) \epsilon_2^{\text{in.}}(\boldsymbol{\theta}') \rangle \sim [\chi_* \int d\chi_g W(\chi_g)^2] \quad (44) \\ & A^2 \frac{\beta^2}{15^2} \frac{r(\chi_*) \Delta \theta}{\chi_*} (3\Omega_m H_0^2/2)^4 \\ & (1 + z_T)^4 [\pi \Delta^4(k_*) + \pi Q_4 \Delta^2(k_*) \Delta^4(k_R) \\ & + 2\pi Q_4 \Delta^4(k_*) \Delta^2(k_R) + \pi Q_4 \Delta^6(k_*)]_{z_T} \end{aligned}$$

where χ_* is the typical (comoving) radial distance of the galaxies, $k_* \equiv 1/r(\chi_*)/\Delta\theta$, $k_R \equiv 1/R$ where R is the appropriate smoothing scale for the galaxies (taken to be 1 Mpc/h by MWK), and $\Delta^2(k) \equiv 4\pi k^3 P(k)/(2\pi)^3$, with $P(k)$ evaluated at the redshift z_T (which will be taken to be 3 or 50, higher than the typical redshift of the galaxies which we will refer to as z_* (the latter corresponds to χ_*)).¹² We have used the Poisson equation here to relate mass fluctuation δ and ϕ (eq. [10]), hence the factors of $3H_0^2\Omega_m/2$. It should be noted that the integrals over multiple power spectra leading to terms like $\Delta^4(k_*)$ or $\Delta^2(k_*)\Delta^4(k_R)$ do not strictly factorize, and eq. (44) should be viewed as a rough approximation. To be con-

¹¹Ours is a particularly demanding application of HEPT, because we are evaluating the four-point function at two pairs of points where each pair consists of closely separated points, while the two pairs are widely separated from each other.

¹²The expression in eq. (44), even if one ignores the non-Gaussian terms, differs slightly from the corresponding one given by MWK in its redshift (z_*) dependence. Essentially, MWK sets $z_T = z_*$. To the extent that $(1+z)^4 \Delta^4(k, z)$ is only weakly redshift dependent, this difference is small.

crete: for instance, one of the Gaussian terms goes like

$$\int \frac{d^3 k^A}{(2\pi)^3} \frac{d^3 k^B}{(2\pi)^3} P(k^A) P(k^B) 2\pi \delta(k_3^A + k_3^B) \\ G(\hat{\mathbf{k}}^A, \hat{\mathbf{k}}^B) e^{-i(\mathbf{k}^A + \mathbf{k}^B) \cdot (\mathbf{p} - \mathbf{q})}$$

where the delta function comes from the Limber's approximation integral over dp_3 (eq. [40]), and G represents some function of the unit vectors $\hat{\mathbf{k}}^A \equiv \mathbf{k}^A/k^A$ and $\hat{\mathbf{k}}^B \equiv \mathbf{k}^B/k^B$. We approximate the above as $\propto \Delta^4(k_*)/k_*$, where $k_* = 1/(\mathbf{p} - \mathbf{q})_\perp = 1/\Delta\theta/r(\chi_*)$.

For the normalization factor β , MWK recommended using

$$\beta = \sqrt{\frac{1125}{32} \frac{0.4}{2.8^2} \frac{1}{(3\Omega_m H_0^2/2)^2}} \quad (45)$$

We have introduced an additional overall factor of A^2 in eq. (44), because we need to rescale our result so that the correlation still has the desired amplitude after the non-Gaussian terms are introduced (also because we have chosen to evaluate the tidal field correlations at z_T). We adopt the choice that $\langle \epsilon_2^{\text{in.}}(\boldsymbol{\theta}) \epsilon_2^{\text{in.}}(\boldsymbol{\theta}') \rangle$ agrees roughly with MWK today at $k_* = k_R$ i.e. we choose

$$A^2 = \frac{\pi \Delta^4(k_R, z=0)}{(1+z_T)^4 [\pi \Delta^4(k_R) + 4\pi Q_4 \Delta^6(k_R)]_{z=z_T}} \quad (46)$$

13

A crude way to understand our result in eq. (44) is this. Think of $\epsilon_i^{\text{in.}} \propto \phi^2$ (ignoring derivatives). Therefore we have $\langle \epsilon_i^{\text{in.}}(\mathbf{p}) \epsilon_i^{\text{in.}}(\mathbf{q}) \rangle$ very roughly given by

$$\langle \phi^2(\mathbf{p}) \phi^2(\mathbf{q}) \rangle \sim \langle \phi(\mathbf{p}) \phi(\mathbf{q}) \rangle^2 + \\ \langle \phi(\mathbf{p}) \phi(\mathbf{q}) \rangle \langle \phi^2 \rangle \langle \phi^2 \rangle + \\ \langle \phi(\mathbf{p}) \phi(\mathbf{q}) \rangle^2 \langle \phi^2 \rangle + \langle \phi(\mathbf{p}) \phi(\mathbf{q}) \rangle^3 \quad (47)$$

where we have not been careful about the coefficients of each term. We have also ignored a term that goes like $\langle \phi^2 \rangle^2$, which if worked out properly with the right combination of derivatives, gives $\langle \epsilon_i^{\text{in.}} \rangle^2 = 0$. The first term on the right is the usual Gaussian result, giving a quadratic scaling with the two-point function. The second, third and fourth terms arise from non-Gaussianity (using the hierarchical scaling of the trispectrum), and the second term in particular gives us a linear scaling with the two-point function. It should be kept in mind that the above factorization is actually not exact once derivatives are taken into account. One might also worry that the factors of $\langle \phi^2 \rangle$ might yield zero once the various derivatives are properly combined. It can be shown that this does not happen.

The key implication of eq. (47) (and eq. [44]) is that at least one of the non-Gaussian terms is non-negligible on sufficiently large scales. *At a sufficiently large angular*

¹³It should be noted, as MWK pointed out, the formulation laid down in eq. (9) for the relation between the intrinsic ellipticity and the tidal field is, strictly speaking, a little problematic, since it allows the possibility of $\epsilon_i^{\text{in.}} > 1$. They found that in practice the probability of that happening remains small as long as they choose β properly. The tuning of A does the same thing for us here. But one should keep in mind a non-Gaussian tail probably makes the problem a little worse.

separation, the non-Gaussian term that scales linearly with the two-point function or power spectrum ($\propto \Delta^2(k_)$) will dominate over the usual Gaussian term ($\propto \Delta^4(k_*)$).* More precisely, on sufficiently large scales, the dominant term scales with the angular separation as $\Delta\theta \Delta^2(k_* \propto 1/\Delta\theta)$. At what scale this happens depends on the depth of the survey as well as on z_T , the redshift at which the tidal correlations are to be evaluated. Examples are shown in Fig. 4. We use the linear power spectrum corresponding to the Λ CDM model discussed in §2.2 when evaluating eq. (44) (and similarly for the rest of this section).

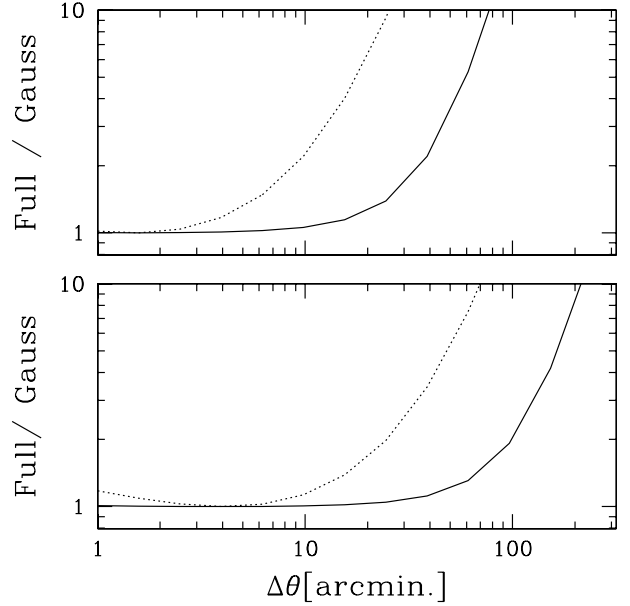


FIG. 4.— Ratio of the full expression (including non-Gaussian terms; eq. [44]) for the intrinsic ellipticity-ellipticity correlation to its Gaussian version (i.e. setting $Q_4 = 0$ in both eq. [44] and [46]). The upper panel assumes a selection function appropriate for a deep survey (eq. [36]), while the lower panel uses that for a shallow survey (eq. [38]). Dotted lines denote the ratio when using $z_T = 3$, while solid lines use $z_T = 50$.

The results in Fig. 4 might seem a little surprising, especially for the case where $z_T = 50$, so that $\Delta(k_R) = 0.056$ (recall that $\Delta(k)$ is evaluated at z_T), which may lead one to think that non-Gaussianity can be completely ignored. This is true of the normalizing factor (eq. [46]), where one can simply ignore the term proportional to Q_4 . However, the same cannot be done for eq. (44). At sufficiently large scales (small k_*), $\Delta(k_*)$ is small enough such that $\Delta^4(k_*) < Q_4 \Delta^2(k_*) \Delta^4(k_R)$.^{14 15}

¹⁴One might wonder if the significance of the non-Gaussian terms can be reduced if the ellipticity is smoothed over some large scale by hand. This corresponds to smoothing $\epsilon_i^{\text{in.}} \sim \phi^2$. Because such an 'after-the-fact' smoothing is not applied to ϕ but to ϕ^2 , it can be shown that the significance of the non-Gaussian terms compared to the Gaussian one cannot be reduced in this way. Therefore, as long as ϕ can be viewed as being smoothed on a small (galactic) scale $k_R \sim 1$ h/Mpc, our conclusions remain valid.

¹⁵We note that in the case of $z_T = 3$, perturbation theory is close

Our argument here is actually quite similar to the well-known derivation of linear biasing in the case of the galaxy correlation. Suppose δ_g is some local nonlinear function of δ , one can argue on quite general grounds that $\langle \delta_g(\mathbf{p})\delta_g(\mathbf{q}) \rangle$ scales linearly with $\langle \delta(\mathbf{p})\delta(\mathbf{q}) \rangle$ for sufficiently large $|\mathbf{p} - \mathbf{q}|$ (Scherrer & Weinberg 1998).

Since the extrinsic correlation is also expected to scale linearly with the power spectrum, our calculation implies that the ratio of the intrinsic signal to extrinsic signal does not actually drop with scale (on large scales), unlike the case of MWK or CNPT who considered the Gaussian term only. This is reminiscent of the conclusion drawn by Catelan et al. (2001), although the reason is quite different – we assume here that the galaxy ellipticity depends quadratically on the gravitational potential ϕ (following MWK and CNPT), while Catelan et al. employed a linear relation.

3.2. Non-Gaussian Intrinsic Density-Ellipticity Correlation

Using very similar arguments to the above, we can write down the following approximate expression for the intrinsic density-ellipticity correlation:

$$\begin{aligned} \langle \delta_g(\boldsymbol{\theta})\epsilon_t^{\text{in}}(\boldsymbol{\theta}') \rangle &\sim [\chi_* \int d\chi_g W_g(\chi_g)^2] \frac{\beta A}{15} \quad (48) \\ (3\Omega_m H_0^2/2)^2 \frac{D(z_*)}{D(z_T)} \frac{\pi}{2} Q_3 \frac{r(\chi_*)\Delta\theta}{\chi_*} b \\ (1+z_T)^2 [\Delta^4(k_*) + 2\Delta^2(k_*)\Delta^2(k_R)]_{z_T} \end{aligned}$$

where we have used the hierarchical scaling: the mass bispectrum $B(\mathbf{k}^A, \mathbf{k}^B, \mathbf{k}^C) = Q_3[P(k^A)P(k^B) + P(k^B)P(k^C) + P(k^C)P(k^A)]$, with $Q_3 \sim 2$ (using HEPT as before; Scoccimarro & Frieman 1999). We have ignored the source-clustering correction here.¹⁶ The b here is the linear bias factor (eq. [10]). The factor $D(z_*)/D(z_T)$ stands for the ratio of the linear growth between z_* and z_T . This accounts for the linear growth of δ_g (or δ) between the two different redshifts.

It is interesting to compare this against the extrinsic density-ellipticity correlation, e.g. the B-term (eq. [33]):

$$\begin{aligned} \langle \delta_g(\boldsymbol{\theta})\epsilon_t^{\text{ex}} \rangle_B &\sim 3b\Omega_m(1+z_*)\pi r(\chi_*)^2 H_0^2 \Delta\theta \Delta^2(k_*) \quad (49) \\ \left[\int d\chi_L W_g(\chi_L) \int_{\chi_L}^{\infty} W_g(\chi_g) r(\chi_g - \chi_L)/r(\chi_g) \right] \end{aligned}$$

where $\Delta^2(k_*)$ is evaluated at z_* , the typical redshift of the galaxies. The ratio between the intrinsic and extrinsic density-ellipticity correlations is shown in the upper panel of Fig. 5, for a deep survey ($z_* \sim 1$, W_g as given by eq. [36]; long-dashed line for $z_T = 3$, and dotted line for $z_T = 50$, where z_T is the redshift at which tidal correlations are evaluated), and a shallow survey ($z_* \sim 0.3$, W_g given by eq. [38]; short-dashed line for $z_T = 3$, and solid line for $z_T = 50$). Intrinsic alignment induces a non-negligible contribution to the observed density-ellipticity to breaking down, because $\Delta(k_R)$ approaches unity.

¹⁶Source-clustering corrections in principle can introduce terms that are important as well, but they will not alter greatly our order of magnitude estimates, and will not change our conclusion regarding the scaling of the correlations. We therefore ignore them for simplicity.

correlation, especially for a shallow survey. For a sufficiently deep survey, however, intrinsic alignment contributes only at the level of a few percent, if the redshift at which tidal correlations are evaluated, z_T , is large. The latter suggests that a measurement of both ellipticity-ellipticity and density-ellipticity correlations from a deep survey might offer a nice consistency check of the lensing hypothesis, provided the galaxy bias can be independently constrained. We will come back to this point in §4.

We caution that our estimates in Fig. 5 on small angular scales (less than several arcminutes) should be viewed with some skepticism, since δ (or δ_g) has likely gone nonlinear in this regime.

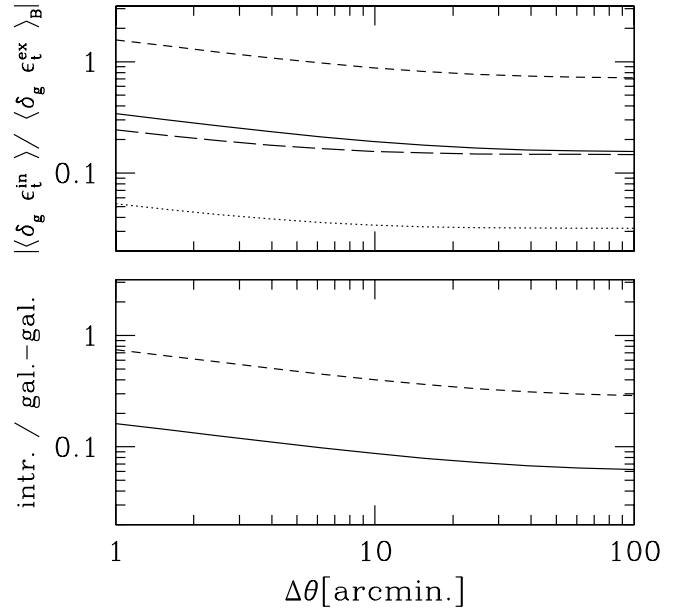


FIG. 5.— Ratio of intrinsic signal to extrinsic signal. *Upper panel:* the ratio of eq. (48) to eq. (49) for the density-ellipticity correlation, for two different selection functions. The short-dashed and solid lines correspond to a shallow survey (W_g given by eq. [38]), with the short-dashed line using $z_T = 3$, and the solid line using $z_T = 50$. The long-dashed and dotted lines correspond to a deep survey (W_g given by eq. [36]), with the long-dashed line using $z_T = 3$, and the dotted line using $z_T = 50$. *Lower panel:* the level of contamination from intrinsic alignment to a galaxy-galaxy lensing measurement of density-ellipticity correlation (ratio of eq. [50] to [51]), using two different prescriptions for z_T . The dashed line uses $z_T = 3$ and the solid line uses $z_T = 50$. The foreground and background selection functions here are chosen to mimic the SDSS galaxy-galaxy lensing survey of Fischer et al. (2000).

3.3. Application to Galaxy-Galaxy Lensing

The finding that the intrinsic density-ellipticity correlation is generally non-zero naturally raises the question of how this might impact measurements of galaxy-galaxy lensing. Typically foreground and background populations of galaxies are defined using a simple magnitude cut or

photometric redshifts (or in the case of McKay et al. 2001, using spectroscopic redshifts to define foreground, but not the background). Generally, the two populations will have a non-zero overlap, and the question is whether intrinsic alignment constitutes a significant contaminant through this overlap.

The intrinsic density-ellipticity correlation for such a set-up is very similar to that given in eq. (48), except that one of the W_g is replaced by W_g^f , the foreground selection function (the other W_g is used to refer to the background):

$$\langle \delta_g(\boldsymbol{\theta}) \epsilon_t^{\text{in}}(\boldsymbol{\theta}') \rangle \sim [\chi_* \int d\chi_g W_g(\chi_g) W_g^f(\chi_g)] \quad (50)$$

$$\frac{\beta A}{15} (3\Omega_m H_0^2/2)^2 \frac{\pi}{2} Q_3 \frac{r(\chi_*) \Delta \theta}{\chi_*} b \frac{D(z_*)}{D(z_T)}$$

$$(1 + z_T)^2 [\Delta^4(k_*) + 2\Delta^2(k_*) \Delta^2(k_R)]_{z_T}$$

Similarly, the extrinsic density-ellipticity correlation (galaxy-galaxy lensing) is given by the generalization of eq. (49):

$$\langle \delta_g(\boldsymbol{\theta}) \epsilon_t^{\text{ex}} \rangle \sim 3b\Omega_m (1 + z_*) \pi r(\chi_*)^2 H_0^{-2} \Delta \theta \Delta^2(k_*) \quad (51)$$

$$\left[\int d\chi_L W_g^f(\chi_L) \int_{\chi_L}^{\infty} W_g(\chi_g) r(\chi_g - \chi_L) / r(\chi_g) \right]$$

where $\Delta^2(k_*)$ is evaluated at z_* .

As an illustration, for the background selection function, we adopt W_g given by eq. (38); for the foreground, we use

$$W_g^f(\chi_g) = z^2 \exp[-(z/0.17)^{2.3}] |dz/d\chi_g| \quad (52)$$

These parameters are supposed to describe the galaxy-galaxy lensing configuration of Fischer et al. (2000) (see Guzik & Seljak 2001). The ratio between eq. (50) and (51) is shown in the lower panel of Fig. 5: solid line for $z_T = 50$, and dashed line for $z_T = 3$. Therefore, at a scale of 10 arcminutes, a conservative estimate of the intrinsic alignment contamination to galaxy-galaxy lensing is about 10%. We will discuss uncertainties in this estimate in §4.

3.4. Nonlinear Bias

We have assumed a linear galaxy-bias $\delta_g \propto \delta$ so far. On small scales, it is almost for certain that the relationship between δ_g and δ will be more complicated. Recent work using halo models provides perhaps the most sophisticated description of the galaxy-mass relation (e.g. Peacock & Smith 2000, Seljak 2000, Ma & Fry 2000, Scoccimarro et al. 2001). It is in principle possible to use such models to predict the intrinsic density-ellipticity correlation. This is more properly dealt with in a separate paper. Here we would like to simply point out that a nonlinear bias brings in terms rather similar to those we have considered.

Suppose $\delta_g = b\delta + b_2\delta^2$ (see Fry & Gaztanaga 1993), where b_2 is some constant. Then, $\langle \delta_g(\mathbf{p}) \epsilon_i^{\text{in}}(\mathbf{q}) \rangle$ contains a term that goes like $b_2 \langle \delta(\mathbf{p}) \delta(\mathbf{p}) \phi(\mathbf{q}) \phi(\mathbf{q}) \rangle$, where we have suppressed the derivatives on ϕ . For a Gaussian random field (δ and ϕ), this would produce terms that scale quadratically with the two-point function. If δ and ϕ were non-Gaussian, there can be terms that scale linearly with the two-point correlation as well. It is also worth noting that on large scales, it is quite likely b_2 is small (see e.g. Scoccimarro et al. 2001).

4. DISCUSSION

Our findings are summarized as follows:

1. According to two different tidal alignment theories (Crittenden et al. 2001 [CNPT] & Mackey et al. 2001 [MWK]), the intrinsic density-ellipticity correlation should vanish exactly. This includes both the lowest order term $\langle \delta_g(\boldsymbol{\theta}) \epsilon_t^{\text{in}}(\boldsymbol{\theta}') \rangle$, as well as the source clustering correction $\langle \delta_g(\boldsymbol{\theta}) \epsilon_t^{\Delta \text{in}}(\boldsymbol{\theta}') \rangle$, where $i = 1, 2$ or $i = t$ (that the $i = r$ component vanishes is guaranteed by parity invariance alone; see eq. [2]). This calculation makes two main assumptions: a Gaussian random gravitational potential field (as is assumed by CNPT and MWK) and linear biasing (eq. [10]). While linear biasing is a good approximation on large scales, Gaussianity might not be a good one even on large scales (see below).

2. We have computed the extrinsic density-ellipticity correlation due to weak gravitational lensing. Only the lowest order term $\langle \delta_g(\boldsymbol{\theta}) \epsilon_t^{\text{ex}}(\boldsymbol{\theta}') \rangle$ is considered here (i.e. the source clustering correction is ignored); it is non-zero in general. There are two contributions to it (eq. [33]): one arises from magnification bias (that gravitational lensing modulate the observed density of sources in a flux limited survey; this we call the *A*-term), and the other is analogous to what is commonly known as galaxy-galaxy lensing, except that here we are interested in galaxies drawn from a single selection function (foreground galaxies lensing background galaxies from the same selection function of some finite width; this we call the *B*-term). Illustrations of these two terms, compared against the more familiar ellipticity-ellipticity lensing correlations, are shown in Fig. 1 to 3. Two main trends are noteworthy. First, the *B* term is systematically higher than all other terms if the source galaxies are at sufficiently low redshifts ($z \lesssim 0.3$); by $z \sim 1$, all terms are roughly comparable. Second, the *A* term can be made dominant over the *B* term if the width of the selection function can be made sufficiently narrow.

3. We have considered non-Gaussian contributions to both ellipticity-ellipticity and density-ellipticity intrinsic correlations. They are non-negligible.

a. In the case of the intrinsic ellipticity-ellipticity correlation, the non-Gaussian contributions predict a large scale linear scaling with the power spectrum rather than a quadratic one as discussed by MWK and CNPT. The result is somewhat surprising, in that higher order terms actually dominate over lower order ones (see §3.1). It originates from the fact that the lowest order Gaussian term scales with the angular separation like $\Delta \theta \Delta^4(k_*)$ while one of the higher order non-Gaussian terms scales as $\Delta \theta \Delta^2(k_*)$, where $\Delta(k_*)$ is the fluctuation amplitude at wavenumber $k_* \propto 1/\Delta \theta$ (eq. [44]). Even though the higher order term is suppressed by a small coefficient, it still dominates at sufficiently large angles $\Delta \theta$. The amplitude of the resulting ellipticity-ellipticity correlation is somewhat uncertain – we fix it by matching the results of MWK on small scales (so as to obtain the right rms value for the observed ellipticities); but the large scale scaling we believe to be robust.

b. We compute the intrinsic density-ellipticity correlation, which receive contributions from non-Gaussian terms alone. A comparison of this with the extrinsic density-ellipticity correlation is shown in Fig. 5. For a shallow survey (e.g. median redshift of 0.3), the intrinsic signal is

non-negligible. However, for a sufficiently deep survey (i.e. median redshift of 1 or above), the intrinsic signal is only a small fraction (a few percent) of the extrinsic signal on large scales, if z_T , the redshift at which tidal correlations are evaluated, is large enough.

c. We apply the calculation of density-ellipticity correlation to the case of galaxy-galaxy lensing, and find that for a low redshift survey such as SDSS (Fischer et al. 2000), intrinsic alignment constitutes a non-negligible contaminant, roughly at the 10–30% level at 10 arcminutes (lower panel of Fig. 5).

There are several issues that are worth exploring in the future.

First, we advocate the measurement of density-ellipticity correlation from current weak-lensing surveys. This can be straightforwardly implemented using current data and increases their scientific return. Most surveys are sufficiently deep that the intrinsic contribution should be small (a few percent; as long as z_T is sufficiently large – see §3.2). The same conclusion was reached regarding the ellipticity-ellipticity correlation by MWK and CNPT. It would be useful to check that this is indeed the case, by measuring both correlations, and see if they are consistent with each other under the lensing interpretation. Such a check requires knowledge of the galaxy bias b as well as the luminosity function (slope s), however. The luminosity function is in principle directly measurable, while the galaxy bias b can be obtained from higher order clustering measurements (see Fry 1994, Scoccimarro et al. 2001 and references therein). What makes this program challenging is that both s and b can be redshift-dependent.

Second, it is important to check for the possible contamination of low redshift galaxy-galaxy lensing measurement by intrinsic alignment. Better measurements of intrinsic alignment in surveys of closeby galaxies will be quite interesting (e.g. Brown et al. 2000). The SDSS survey is in principle very useful for this purpose (McKay et al. 2002, unpublished preprint). The different scalings with redshift between the intrinsic and extrinsic signals can also be used to tell them apart (see eq. [50] & [51]).

It would also be important to check the predictions we make in this paper, for both ellipticity-ellipticity and density-ellipticity correlations, against numerical simulations, especially on large scales (above several Mpc/h). A non-zero measurement of the density-ellipticity correlation on large scales from simulations might be interpreted as indicating that non-Gaussian tidal fluctuations are indeed important, since Gaussian theories predict a vanishing contribution. We should emphasize that the normalization of the correlations is really not predicted by current analytic theories. It involves free parameters, such as the moments of inertia, which have to be fixed by matching simulations and/or observations. Presumably, such a normalization procedure can approximately account for the reduction of alignment correlations seen in simulations, due to nonlinear effects (e.g. Porciani et al. 2001a,b), or hydrodynamic effects (e.g. van den Bosch et al. 2002). But it is also quite possible that a more radical change in alignment theories is required; testing this will be important for progress. It is for this reason that our estimates, such as the level of contamination to galaxy-galaxy lensing due to intrinsic alignment, should be viewed with some skepticism. If the basic picture adopted in this paper holds

up, the prediction for a large scale linear scaling of the intrinsic correlations with the mass power spectrum should be fairly robust. This has important implications, in that the ratio of the large scale intrinsic to extrinsic signals does not drop significantly with scale.

We thank Ue-Li Pen for useful comments and Roman Scoccimarro for helpful discussions. Support for this work is provided by an Outstanding Junior Investigator Award from the DOE and an AST-0098437 grant from the NSF.

APPENDIX: ESTIMATORS FOR THE DENSITY-ELLIPTICITY CORRELATION IN REAL AND FOURIER SPACE

An estimator for the real-space density-ellipticity correlation is

$$\hat{\xi}_{\text{cross}}(\Delta\theta) \equiv \frac{\sum_{\alpha,\beta} (n(\alpha) - \bar{n}) \epsilon_t(\beta) n(\beta) \Theta_{\alpha,\beta}^{\Delta\theta}}{\sum_{\alpha',\beta'} \Theta_{\alpha',\beta'}^{\Delta\theta} \bar{n}^2} \quad (53)$$

where one can imagine pixelizing the survey so that each pixel contains either one or no galaxy, symbolized by $n(\alpha)$ which equals 1 or 0 depending on whether the pixel α contains a galaxy or not; \bar{n} is the average number of galaxies per pixel, and $\Theta_{\alpha,\beta}^{\Delta\theta}$ is equal to 1 if pixel α and pixel β are separated by $\Delta\theta$, zero otherwise. This estimator on the average provides a measure of ξ_{cross} in eq. (7). The pixelization discussed above can be thought of as a conceptual device. In practice, one way to carry out the estimation is: take all pairs of galaxies at a given separation of interest $\Delta\theta$, compute the average ϵ_t , and then do the same for a pair consisting of a galaxy and a random point; subtracting the two and multiplying the result by appropriate constants will yield $\hat{\xi}_{\text{cross}}$.

Another method to estimate $\xi_{\text{cross}}(\Delta\theta)$ makes explicit use of pixelization. Suppose the survey is pixelized so that each pixel contains at least several galaxies. Let $N(\alpha)$ be the number of galaxies in pixel α . We define a pixel ellipticity by

$$\hat{\epsilon}_t(\beta) \equiv \sum_{i=1}^{N(\beta)} \epsilon_t(i) / \bar{N} \quad (54)$$

where \bar{N} is the average number of galaxies per pixel, and i labels individual galaxies within the pixel β . Note that ϵ_t at pixel β is defined with respect to another pixel α (in order to define the tangential part).

Then, ξ_{cross} can be estimated by:

$$\hat{\xi}_{\text{cross}}(\Delta\theta) = \frac{\sum_{\alpha,\beta} (N(\alpha) - \bar{N}) \hat{\epsilon}_t(\beta) \Theta_{\alpha,\beta}^{\Delta\theta}}{\sum_{\alpha',\beta'} \Theta_{\alpha',\beta'}^{\Delta\theta} \bar{N}^2} \quad (55)$$

This estimator would also yield ξ_{cross} (eq. [7]) on the average.

The reader might wonder why we had not used a seemingly more natural definition of pixel ellipticity: $\hat{\epsilon}_t(\beta) \equiv \sum_{i=1}^{N(\beta)} \epsilon_t(i) / N(\beta)$. A moment's thought would reveal that using this instead in eq. (55) gives

$$\left\langle \frac{\int d\chi_g W_g(\chi_g) \int d\chi'_g W_g(\chi'_g) \delta_g(\boldsymbol{\theta}, \chi_g) (1 + \delta_g(\boldsymbol{\theta}', \chi'_g)) \epsilon_t(\boldsymbol{\theta}', \chi'_g)}{\int d\chi''_g W_g(\chi''_g) (1 + \delta_g(\boldsymbol{\theta}', \chi''_g))} \right\rangle$$

rather than eq. (7). The above is a legitimate quantity to consider, but the expectation value then no longer simply consists of two terms as in eq. (7). Rather, there will be

an infinite number of terms (see Bernardeau 1998 and Hui & Gaztanaga 1999 for discussions of related issues).

In this paper, we have focused exclusively on the density-ellipticity correlation in real space. Let us provide here the corresponding estimator in Fourier space. A Fourier space estimator has the usual advantage of uncorrelated band-power errors, the complication of window function aside. We will continue to think of a pixelized survey where each pixel has at least several galaxies.

Let us define $\hat{\delta}(\alpha) = (N(\alpha) - \bar{N})/\bar{N}$ and its Fourier transform:

$$\tilde{\delta}(\ell) = d^2\theta \sum_{\alpha} \hat{\delta}(\alpha) e^{-i\ell \cdot \theta_{\alpha}} \quad (56)$$

where $d^2\theta$ is the angular size of each pixel.

Let us also define the Fourier transform:

$$\tilde{\epsilon}_j(\ell) = d^2\theta \sum_{\beta} \hat{\epsilon}_j(\beta) e^{-i\ell \cdot \theta_{\beta}} \quad (57)$$

where $j = 1, 2$, and $\hat{\epsilon}_j(\beta) \equiv \sum_{i=1}^{N(\beta)} \epsilon_j(i)/\bar{N}$. Define also $\tilde{\epsilon}_t(\ell) = [(\ell_1^2 - \ell_2^2)/\ell^2] \tilde{\epsilon}_1(\ell) + [2\ell_1\ell_2/\ell^2] \tilde{\epsilon}_2(\ell)$ (note that $\tilde{\epsilon}_t$ is not the Fourier transform of $\hat{\epsilon}_t$).

Finally, we can form the following estimator:

$$\hat{P}_{\text{cross}}(\ell) \equiv \frac{1}{V} \frac{\sum_{\ell} \tilde{\delta}(\ell) \tilde{\epsilon}_t(\ell)}{\sum_{\ell}} \quad (58)$$

where V is the area of the survey, and \sum_{ℓ} refers to summation over all modes with $|\ell| = \ell$. Since the intrinsic density-ellipticity correlation vanishes, this would on the average gives us an estimate of something related to the extrinsic density-ellipticity correlation in Fourier space. It can be shown that, ignoring source clustering corrections,

$$\begin{aligned} \langle \hat{P}_{\text{cross}}(\ell) \rangle &= 2 \int \frac{d\chi_L}{a^2} \frac{\tilde{W}_L(\chi_L) \tilde{W}_L^s(\chi_L)}{r(\chi_L)^2} P(k = \ell/r(\chi_L)) \\ &+ 2 \int \frac{d\chi_L}{a} \frac{\tilde{W}_L^b(\chi_L) W_g(\chi_g = \chi_L)}{r(\chi_L)^2} P(k = \ell/r(\chi_L)) \end{aligned} \quad (59)$$

The two terms on the right hand side are Fourier analogs of the A and B terms in eq. (33).

REFERENCES

- Bacon, D. J., Refregier, A. R. & Ellis, R. S. 2000, MNRAS, 318, 625
 Bardeen, J. M., Bond, J. R., Kaiser, N. & Szalay, A. S. 1986, ApJ, 304, 15
 Baugh, C. M., Gaztanaga, E. & Efstathiou, G. 1995, MNRAS, 274, 1049
 Bartelmann, M. & Schneider, P. 2001, Phys. Rep., 340, 291
 Benabed, K., Bernardeau, F. 2001, Phys. Rev. D64, 083501
 Berlind, A. A. & Weinberg, D. H. 2001, ApJ, in press, astro-ph 0109001
 Bernardeau, F. 1998, A&A, 338, 375
 Blandford, R. D., Saust A. B., Brainerd, T. G. & Villumsen, J. V. 1991, MNRAS, 251, 600
 Brainerd, T. G., Blandford, R. D. & Smail, I. 1996, ApJ, 466, 623
 Broadhurst, T. J., Taylor, A. N. & Peacock, J. A. 1995, ApJ, 438, 49
 Brown, M. L., Taylor, A. N., Hambly, N. C., Dye, S. 2000, submitted to MNRAS, astro-ph 0009499
 Catelan, P., Kamionkowski, M. & Blandford, R. D. 2001, MNRAS, 320, 7
 Catelan, P. & Porciani, C. 2001, MNRAS, 323, 713
 Cooray, A. & Hu, W. 2001, ApJ, 548, 7
 Crittenden, R. G., Natarajan, P., Pen, U. & Theuns, T. 2001, ApJ, 559, 552 [CNPT]
 Crittenden, R. G., Natarajan, P., Pen, U. & Theuns, T. 2000, astro-ph 0012336
 Croft, R. A. C. & Metzler, C. A. 2000, ApJ, 545, 561
 Doroshkevich, A. 1970, Afz, 6, 581
 Fischer, P. et al. 2000, AJ, 120, 1198
 Fry, J. N. 1984, ApJL, 277, 5
 Fry, J. N. 1994, PRL, 73, 215
 Fry, J. N. & Gaztanaga, E. 1993, ApJ, 413, 447
 Gunn, J. E. 1967, ApJ, 150, 737
 Guzik, J. & Seljak, U. 2001, MNRAS, 321, 439
 Hamilton, A. J. S., Matthews, A., Kumar, P., & Lu, E., 1991, ApJ 374, L1
 Heavens, A., Refregier, A., & Heymans, C. 2000, MNRAS, 319, 649
 Hoekstra, H., Yee, H. K. C., & Gladders, D. 2002, astro-ph 0204295
 Hu, W. 2002, Phys. Rev. D65, 023003
 Hui, L. 1999, ApJL, 519, 9
 Hui, L. & Gaztanaga, E. 1999, ApJ, 519, 622
 Huterer, D. 2001, astro-ph 0106399
 Jain, B., Mo, H. J., & White, S. D. M., 1995, MNRAS 276, L25
 Jain, B. & Seljak, U. 1997, ApJ, 484, 560
 Jing, Y. P. & Boerner, G. 1998, ApJ, 503, 37
 Kaiser, N. 1984, ApJL, 284, 9
 Kaiser, N. 1992, ApJ, 388, 272
 Kaiser, N. & Squires, G. 1993, ApJ, 404, 441
 Kaiser, N., Wilson, G. & Luppino, G. 2000, astro-ph 0003338
 Kamionkowski, M., Kosowsky, A. & Stebbins, A. 1997, Phys. Rev. Lett. 78, 2058
 Lee, J., & Pen, U. 2000, ApJL, 532, 5
 Lee, J., & Pen, U. 2001, ApJ, 555, 106
 Ma, C.-P., & Fry, J. N. 2000, ApJ, 543, 503
 Mackey, J., White, M. & Kamionkowski, M. 2001, astro-ph 0106364 [MWK]
 Maoli, R., van Waerbeke, L., Mellier, Y., Schneider, P., Jain, B., Bernardeau, F., Erhen, T. & Fort, B. 2001, A & A, 368, 766
 Maller, A. H., Dekel, A. & Somerville, R. S. 2001, astro-ph 0105168
 McKay, T. et al. 2001, submitted to ApJ, astro-ph 0108013
 Mellier, Y. 1999, ARA&A, 37, 127
 Miralda-Escude, J. 1991, ApJ, 380, 1
 Mo, H. J. & White, S. D. M. 1996, MNRAS, 282, 347
 Moessner, R., Jain, B., & Villumsen, J. V. 1998, MNRAS, 294, 291
 Peacock, J. A. & Dodds, S. J., 1996, MNRAS 280, L19
 Peacock, J. A. & Smith, R. E. 2000, MNRAS, 318, 1144
 Peebles, P. J. E. 1969, ApJ, 155, 393
 Peebles, P. J. E. 1980, Large Scale Structure of Universe, Princeton University Press
 Pen, U., Lee, J., & Seljak, U. 2000, ApJL, 543, 107
 Pen, U., van Waerbeke, L., & Mellier, Y. 2001, astro-ph 0109182
 Porciani, C., Dekel, A. & Hoffman, Y. 2001a, astro-ph 0105123
 Porciani, C., Dekel, A. & Hoffman, Y. 2001b, astro-ph 0105165
 Rhodes, J., Refregier, A. & Groth, E. J. 2001, ApJL, 552, 85
 Scherrer, R. J. & Weinberg, D. H. 1998, ApJ, 504, 607
 Schneider, P. 1998, ApJ, 498, 43
 Schneider, P., van Waerbeke, L. & Mellier, Y. 2001, submitted to A&A, astro-ph 0112441
 Scoccimarro, R., Colombi, S., Fry, J. N., Frieman, J. A., Hivon, E., & Melott, A. 1998, ApJ, 496, 586
 Scoccimarro, R., Feldman, J. A., Fry, J. N. & Frieman, J. A. 2001, ApJ, 546, 652
 Scoccimarro, R. & Frieman, J. A. 1999, ApJ, 520, 35
 Scoccimarro, R., Sheth, R. K., Hui, L. & Jain, B. 2001, ApJ, 546, 20
 Scoccimarro, R., Zaldarriaga, M. & Hui, L. 1999, ApJ, 527, 1
 Seljak, U. 2000, MNRAS, 318, 203
 Seljak, U. & Zaldarriaga, M. 1997, Phys. Rev. Lett. 78, 2054
 Stebbins, A. 1996, astro-ph 9609149
 Sugerman, B., Summers, F. J. & Kamionkowski, M. 2000, MNRAS, 311, 762
 Suto, Y. & Matsubara, T. 1994, ApJ, 420, 504
 Tegmark, M., Hamilton, A. J. S. & Xu, Y. 2001, submitted to MNRAS, astro-ph 0111575
 van den Bosch, F. C., Abel, T., Croft, R. A. C., Hernquist, L. & White, S. D. M. 2002, astro-ph 0201095
 van Waerbeke, L., Mellier, Y., Erben, T. et al. 2000, A&A, 358, 30
 Vitvitska, M. et al. 2001, astro-ph 0105349
 White, S. D. M. 1984, ApJ, 286, 38
 Wittman, D. M., Tyson, J. A., Kirkman, D., Dell'Antonio, I. & Bernstein, G. 2000, Nature, 405, 143
 Zhang, J. & Hui, L. 2002, in preparation