

The Halo Density Profiles with Non-Standard N-body simulations

E. D’Onghia^{1,2}, C. Firmani³, G. Chincarini^{3,4}

1- Università’ degli Studi di Milano, via Celoria 16, Milano, Italy

2- Max-Planck-Institut für Astronomie, Königstuhl 17, 69117 Heidelberg, Germany

3- Osservatorio Astronomico di Brera-Merate, via Bianchi 46, 23807 Merate (LC), Italy

4- Università’ degli Studi di Milano-Bicocca, Piazza dell’Ateneo Nuovo 1, 20126 Milano, Italy

14 March 2002

ABSTRACT

We propose a new numerical procedure to simulate a single dark halo of any size and mass in a hierarchical framework coupling the semi-analytical methods to N-body simulations. The procedure consists of assigning cosmological initial conditions to the particles of a single halo with a semi-analytical technique and following only the dynamical evolution using a serial N-body code. The computational box is fixed with a side of $0.5h^{-1}$ Mpc. This allows to simulate galaxy cluster halos using appropriate scaling relations, to ensure savings in computing time and code speed. The code can describe the properties of halos composed of collisionless or collisional dark matter. For collisionless Cold Dark Matter (CDM) particles the NFW profile is reproduced for galactic halos as well as galaxy cluster halos. Using this numerical technique we study some characteristics of halos assumed to be isolated or placed in a cosmological context in presence of weak self-interacting dark matter: the soft core formation and the core collapse. The self-interacting dark matter cross section per unit mass is assumed to be inversely proportional to the particle collision velocity: $\sigma/m_x \propto 1/v$.

Key words: cosmology – dark matter-galaxies: haloes.

1 INTRODUCTION

A detailed understanding of structure formation is one of the central goals of contemporary astrophysics and cosmology. In the popular hierarchical clustering framework (White & Reese 1978) luminous galaxies form by gas cooling and condensing within dark matter halos. These halos merge to build larger structures, hierarchically. In the CDM scenario systematic studies of halo density profiles for a wide range of halo masses were derived by Navarro, Frenk & White (1997; hereafter NFW) who argued that the analytical profile of the form: $\rho(r) = \rho_s(r/r_s)^{-1}(1 + r/r_s)^{-2}$ provides a good description of halo profiles for all halo masses, where r_s is the scale radius which corresponds to the scale at which the slope of the profile is -2 .

While predictions of the CDM models have successfully accounted for many observations at large scale length scales, increasing interest in testing the predictions at subgalactic and galactic scales has grown in the last few years. Interest began from indications that observed HI rotation curves in the central regions of dark matter dominated dwarf and Low Surface Brightness (LSB) galaxies are at odds with predictions from hierarchical models (Flores & Primack 1994; Moore 1994; Burkert 1995). The models predict circular ve-

locities that increase too rapidly with growing radius compared to the observed profiles of rotation curves. This fact implies a failure of the shape of the predicted halo density profile. Recent high-resolution N-body simulations have shown that, as the numerical resolution is increased, the inner profiles is $\rho \propto r^{-1.5}$, even steeper than the NFW profile (Moore et al. 1999; Fukushige & Makino 2001), exacerbating even more the discrepancy with the observations. On the other hand, Swaters, Madore & Trewella (2000), providing H α rotation curves for some LSB galaxies, challenged the existence of soft cores for these galaxies. They pointed out that the HI rotation curves are affected by poor spatial resolution, causing a smoothing of the curves in the inner regions (usually named beam smearing). For a sample of late-type dwarf galaxies, van den Bosch & Swaters (2001) show that beam smearing does not allow for distinguishing between the existence or lack of soft cores in late-type dwarf galaxies. However, high-resolution H α rotation curves of LSB galaxies of de Blok, McGaugh & Rubin (2001) and Marchesini et al. (2002) are in favour of core-dominated halos. Similar results are derived by Salucci & Burkert (2000). While the question of the existence or lack of shallow cores in galaxies continues to be debated, some authors have revealed the presence of soft cores at the center of some clusters of

galaxies from strong lensing observations in Cl0024+1654 (Tyson, Kochansky & Dell’Antonio 1998) and from X-ray data in Abell 1795 (Ettori & Fabian 2001). Intriguingly, clusters showing a soft core do not have a prominent central cD galaxy. In particular Abell 1795 has a central cD galaxy moving far from the centre (Ettori & Fabian 2001). On the other hand, Chandra X-ray data show the lack of any core at the centre of HydraA (David et al. 2000) and a very small core in EMSS 1358+6245 (Arabadjis et al. 2001); both clusters have a central cD galaxy. In relaxed clusters, a dominant central galaxy could play a role making steeper the primordial halo density profile. Accepting the presence of soft cores advocated in Abell 1795 and Cl0024+1654, Firmani and co-workers (2001) have correlated the halo scales from galaxies to galaxy clusters, integrating the available information. Surprisingly, they find that, in this case, the central density of dark halos is independent of the halo mass with a value of $0.05h^2 M_{\odot} \text{pc}^{-3}$, and that the core radius increases proportionally with the halo maximum rotation velocity.

The presence or the lack of soft cores at the center of galaxy clusters has interesting consequences for the nature of the dark matter. The lack of any core in clusters makes attractive several scenarios in the debate over the nature of the dark matter. In warm dark matter models, the maximum phase space density of the particles defined as $f_{\text{max}} \equiv \rho_0/v^3$, with ρ_0 the halo central density and v the halo velocity dispersion, has a finite value and is preserved due to the Liouville theorem, implying an increase of the halo central density when the halo mass increases: $\rho_0 \propto v^3$ (Sellwood 2000; Hogan & Dalcanton 2000). In this scenario very massive halos of galaxy clusters are predicted to have high central densities.

A different nature for the dark matter was proposed by Spergel & Steinhardt (2000) in order to overcome the soft core question: if the dark matter is self-interacting, heat transfer towards the central regions triggers a thermalization process in the dark halos avoiding the formation of a cuspy profile. The effects of weak self-interacting dark matter were investigated using N-body simulations on isolated halos (Burkert 2000; Kochaneck & White 2000) and on CDM halos (Yoshida et al. 2000; Davé et al. 2001). These simulations were performed assuming a cross section independent on the relative particle velocity. Ostriker (2000) showed an interesting by-product of the collisional scenario: for velocity-independent cross sections lower than $0.02 \text{cm}^2 \text{g}^{-1}$, the model promotes at the centre of galaxies the formation of supermassive black holes having the observed scaling relations $M_{\text{BH}} \propto v^{4-5}$ (Magorrian et al. 1998). On the other hand, several authors have pointed out some limitations of the collisional dark matter models. Assuming a dark matter cross section independent of the particle relative velocity, Miralda-Escudè (2002) showed that this scenario predicts cluster cores which are too large and round to be consistent with gravitational lensing data. Furthermore, for *large cross section values* the collisional dark matter model could lead to the evaporation process of galaxy halos in galaxy clusters (Gnedin & Ostriker 2001).

This work is focussed on the soft core question and explores the possibility that the cross section for the dark matter interaction decreases with velocity $\sigma/m_x \propto 1/v$ as suggested by Firmani et al. 2001 and Wyithe et al. 2001. The focus here is an exploration of halo core properties using N-

body techniques in a very weak self-interacting regime. For haloes within a hierarchical context, the cross section value we propose rules out ranges in which the evaporation problem and the core collapse could be significant. We show that if further observational data can confirm evidence of shallow cores in galaxy cluster halos, then self-interacting dark matter with a cross section inversely proportional to the halo dispersion velocity is capable of predicting the existence of soft cores in dwarf galaxies as well as in galaxy clusters. This paper is organized as follows: in section 2 the numerical technique is described, in section 3 for collisionless dark matter particles, we compare the cosmological halo density profiles obtained with our technique to the NFW models for different size halos. Section 4 introduces the Monte Carlo method for weakly interacting particle systems implemented in the code. In sections 5 and 6, the halo density profiles are investigated in a self-interacting dark matter scenario for two different cases: isolated halos and cosmological halos.

2 METHODOLOGY

In all numerical simulations, approximations and compromises are necessary if the calculation is to be completed within a reasonable amount of time. An important choice to make is the effective resolution of the simulation: increasing the spatial resolution requires increasing both the number of particles to prevent two-body effects and the number of timesteps to follow the evolution of smaller structures. For a given simulated volume of universe, the number of particles determines the mass resolution. In cosmological simulations involving only collisionless dark matter the choice of particle number is often driven by computer memory limitations. At present large cosmological N-body simulations have reached the stage where detailed structural properties of many dark matter halos can be resolved simultaneously making use of codes running in parallel on Cray machines and of a very large and expensive number of particles. We use for our simulations the adaptive, particle-particle, particle-mesh P³M-SPH code, which is basically the serial publicly released version of HYDRA described in detail by Couchman, Thomas & Pearce (1995). The publicly available serial version of the code does not allow for cosmological simulations of large volumes of universe and the resolution of smaller structures. With the aim of overcoming this difficulty without using supercomputers, we have introduced relevant modifications to the code in order to satisfy the following requirements: *i*) the code has to be reasonably fast, serial, and running on a single processor workstation; *ii*) for each run the code must follow the dynamical evolution of a single isolated or cosmological halo in a limited volume; *iii*) the code is capable of describing the properties of collisional or collisionless dark matter halos of different sizes and masses from galactic to galaxy cluster scales with an arbitrary number of particles.

The main change to the code concerns the cosmological initial conditions. Generally cosmological simulations with N-body grid codes begin by fixing a power spectrum of fluctuations, in accordance with a cosmological model on a uniform grid which covers the whole computational box. The fluctuation field is perturbed in Fourier space and the Zel’dovich displacement is assigned to the particles.

This grid defines the lowest level of resolution of the

simulation. Subsequently, simulations are run with a fixed number of particles and halos are identified in the simulation. Once marked, the selected halos are re-simulated with higher mass and force resolution. For each selected halo its virial radius is determined and the Lagrangian coordinates are found for each particle. The coordinates are used to mark blocks of particles to generate the initial conditions of the highest mass resolution (see, e.g., Bertschinger 2001).

Here, we propose simulations with a different approach. The cosmological initial conditions of a single halo are computed starting with a top-hat mass distribution in a fixed volume and putting by hand to the particles the cosmological initial conditions using semi-numerical methods developed by Avila-Reese, Firmani & Hernández (1998; hereafter AFH). We stress that we are not simulating a volume of universe in a fixed box like cosmological N-body simulations, but only a single halo in a fixed volume.

Next, only the dynamical evolution of the halo within a non-linear regime is followed by the N-body technique. Within the current hierarchical scenario of cosmic structure formation, the smallest structures collapse first and dark matter halos grow by gravitational accretion and merging in a hierarchical fashion. We transfer, in other words, an arbitrary mass aggregation history (MAH) of a fixed mass halo obtained with a semi-numerical approach into the initial conditions for the box particles (positions and velocities). Indeed, we calculate the initial radius R_i , the mass M_i and the collapse redshift of spherically symmetric density fluctuations at early times of a Λ CDM universe. In fact the formation of the cosmological halos implies a continuous process of mass accretion. Furthermore, a given present-day mass M_0 is not determined by a unique aggregation history, but a wide range of possibilities. Thus, the average MAH for a halo is obtained using a semi-numerical technique based on the extended Press-Schechter formalism.

2.1 Semi-numerical methods

In the semi-numerical methods by AFH, the virialized dark halo is described by the distribution function $f(E, J)$, where $f(E, J)\Delta E\Delta J$ gives the number of particles within the intervals ΔE and ΔJ centered at total energy E and the angular momentum J , respectively. The main difficulty in calculating the virialization of spherical fluctuations in an expanding universe is introduced by the shell crossing occurring after the maximum expansion phase.

AFH simplified the problem by assuming that the dynamical time of a given inner shell is smaller than the outer shell accretion time. Thus, the inner shell may be treated by adiabatic invariant. Gunn (1977) applied, for the first time, the adiabatic invariant formalism to calculate the effect of secondary infall on a virialized system with a power-law density profile. AFH introduced a new approach in order to study the more general case of non-self-similar collapse and non-radial motion. We will review briefly their technique for the halo virialization calculation, using the same formalism adopted by the authors.

When spherical symmetry is assumed, the fluctuation from which a galaxy originates may be described as a sequence of concentric shells. During early cosmological expansion each shell contains a mass m_0 , and it will reach a first maximum expansion at radius r_0 ; the function $m_0(r_0)$ is given by

the initial conditions. The following hypothesis is assumed: given a shell with radius r_0 , shells with $r < r_0$ reach their first maximum expansion radius at early times, which implies a radially declining density profile for the fluctuation. After its first maximum expansion, each shell will fall toward the center due to the gravitational field of the internal mass and will evolve through a radial oscillatory movement. Each oscillation defines a maximum expansion radius r_a (apapsis), which prevents the information of r_0 . Due to the initial conditions, the function $r_a(r_0)$ is an increasing monotonic function. At radius r , the gravitational field is given by the shells with apapsis $r_a \leq r$ that oscillate inside radius r and whose mass is $m_P(r)$, as well as by the shells with apapsis $r_a \geq r$ that fall inside radius r and whose mass contribution is $m_M(r)$.

For each shell the probability $P(r, \xi)$ to find the shell inside radius r is assigned, with ξ the apapsis of the shell:

$$m_M(r) = \int_r^{R_0} P(r, \xi) \frac{dm_P}{d\xi} d\xi, \quad (1)$$

where R_0 is the apapsis of the last shell, i.e., $r < R_0$ always. Within radius r , the total mass is:

$$m_T(r) = m_P(r) + m_M(r) \quad (2)$$

For a given shell the expression of the radial velocity of a shell $v(r)$ (with apapsis ξ when its radius is r) is:

$$v^2(r) = 2 \left[E - G \int_0^r \frac{m_T(\eta)}{\eta^2} d\eta - \frac{j^2}{2r^2} \right], \quad (3)$$

where E is the total energy of the shell, and j is the typical angular momentum per unit mass of a shell element due to the thermal motion which will be taken to be constant with time. The apapsis $r_a = r_{\max}$ and the value r_{\min} which determines the maximum penetration of the shell towards the center are determined by the condition $v = 0$. The authors express j through the ratio $\epsilon \equiv \left(\frac{r_{\min}}{r_{\max}} \right)_0$ and, although it is defined for the first r_{\max} and r_{\min} of every shell, through ϵ they are taking into account the thermal energy (tangential velocity dispersion) that could be produced by the mergers of substructures and tidal forces at all times. The accretion of new shells, coupled with their motion toward the center, introduces new contributions to the gravitational field which acts on the underlying shells. This non-conservative spherical gravitational field changes E , and consequently r_a and ϵ of each shell. The contraction of r_a leads to an asymptotic value of r_a which is identified as the current virialized radius r_v . The change of E is computed by assuming an adiabatic invariant technique for the radial motion. The problem is completely determined when $m_0(r_0)$ (related to the MAH) and $j_0(r_0)$ (related to the parameter ϵ) are assigned. The solution is computed by an iterative numerical method.

Once the initial conditions are given, through the method described above Avila-Reese and co-workers are able to calculate the gravitational collapse and obtain the virialized structure of a dark matter halo. As ϵ tends to zero (almost pure radial orbits), the virialized structure tends to show flat rotation curves down to the center, irrespective of the MAH. When the parameter ϵ value is increased for each shell, the orbits tend to be more circular, producing shallower cores in the halo.

Using this technique, for a given universe, the mass aggregation history (MAH) is obtained by making use of

the extended Press-Schechter formalism based on the conditional probabilities for a Gaussian random field. Further, for a given mass, a set of MAHs through Monte Carlo simulations are run and the average MAH is calculated. If the perihelion to aphelion ratio of the orbits (angular momentum) is ad hoc selected (fixing $\epsilon=0.27$) the NFW profile is obtained by semi-numerical methods for galactic and galaxy cluster halos in good agreement with the N-body simulations.

2.2 Alternative approach to N-body simulations

Our approach in making N-body simulations consists of assigning a single MAH to the halo as initial conditions. The following steps are taken:

- We assign to the halo an initial density profile described by a collection of concentric shells. For each shell, the MAH of the halo gives: the time of maximum expansion t_{max} , the radius of the maximum expansion, the initial radius at a given redshift, and the cumulative mass within the shell.
- The dynamical evolution of the halo within a non-linear regime is followed by the N-body code.

At the beginning of our N-body simulations the radius of each particle is interpolated to the initial radius, determined by the halo MAH at a cumulative value of the mass. We have used different techniques to distribute the particles (the halo mass) within the shells at the beginning of the simulation, with a grid or with isotropic random direction. In the first case, particles are assigned on a spherical mesh points and are originally equally spaced on the mesh, then the distance of each particle from the center is computed according to the halo MAH. In the second case, for each particle the radius is isotropically assigned using a Monte Carlo routine, while the magnitude of the radius is fixed by the cosmological MAH. Both methods in assigning the particles at the initial conditions have limits and advantages. The first method uses a grid to assign particles and thus it is closer to the standard assignment used in the original version of the code. We have used it for the cosmological collisionless and collisional runs. However, in some cases, a weak filament is seen in the virialized halo. This elongated structure is an artificial numerical effect, and some tests have shown that it is present already in the original version of the code. On the other hand, the second technique prevents the formation of elongated structures but since the particles are assigned with isotropic direction, they rapidly clump due to the gravity, to form substructures at very early times that survive during the virialization of the halo. These substructures are spurious. Thus, for the cosmological simulations we prefer to assign particles to a grid. The Hubble flow at $z = 100$ was assigned to the particles, as initial velocity. This choice is due to the fact that the halo central density preserves the information of the universe density, when the fluctuation separated out of the Hubble flow. Since the universe was more contracted in the past, and particles were assigned with initial velocities at $z=100$, the virialized halo shows a high central density. Thus, any formation of a spurious soft core is avoided.

3 MODELLING COLLISIONLESS CDM HALOS

The focus of the approach proposed here is on the exploration of density profiles of halos of any size and mass. We show now that by making use of the N-body code with the initial conditions assigned with our new numerical technique, we can reproduce the NFW density profile for a single collisionless dark matter cosmological halo of any mass, after the code is run for a few hours (CPU time) on a standard workstation.

We carried out simulations of galactic halos as well as galaxy cluster halos within a flat Λ CDM universe with matter density $\Omega_m = 0.3$, cosmological constant $\Omega_\Lambda = 0.7$, and rms linear fluctuation amplitude in $8h^{-1}$ Mpc spheres of $\sigma_8 = 1$. Each simulation followed the trajectories of $N = 80,000$ dark matter particles within a physical cube of side $0.5 h^{-1}$ Mpc from $z=100$ to the present. The Hubble constant is assumed to be of $65 \text{ km s}^{-1} \text{ Mpc}^{-1}$ ($h=0.65$). Tests with more particles did not change the results. One refinement level was introduced in the region of highest mass density.

On galactic scales, for a halo mass of $10^{11} M_\odot$ the mass per particle used is $m_p = M/80,000 = 1.25 \cdot 10^6 M_\odot$ and the softening length is fixed in order to obtain a spatial effective resolution of ≈ 1 kpc. On scales of galaxy clusters we have carried out simulations of a single halo with $M = 10^{15} M_\odot$ with a mass resolution of $m_p = 1.25 \cdot 10^{10} M_\odot$ and an effective spatial resolution of ≈ 20 kpc.

We stress that the cluster simulation was obtained in the same cube of side $0.5 h^{-1}$ Mpc. In fact, as gravitation is a scale invariant physical process, a halo of any mass and size may be simulated in the same fixed volume. Of course, because of the hierarchical process of mass accretion, the mass aggregation history of a galactic halo is different from the galaxy cluster halo merging history. Thus, once the MAH is generated for a halo of galaxy cluster size, we can evolve the dark halo by N-body simulations by rescaling the mass M and the radius R to any mass M_0 and initial radius R_0 with the following relations:

$$M = m M_0, \quad (4)$$

$$R = r R_0, \quad (5)$$

$$t = t_0 (r^3/m)^{0.5}, \quad (6)$$

$$v^2 = v_0^2 (m/r), \quad (7)$$

where m , r are scaling parameters. This work simulates galaxy cluster halos by rescaling the cluster mass to mass M_0 of a galactic halo with $10^{11} M_\odot$.

Simulated density profiles of collisionless dark matter are shown in the top panel of Figure 1 for two halos with the following masses: $M = 10^{11} M_\odot$ (open circles) and $M = 10^{15} M_\odot$ (filled circles). Solid lines are the NFW profiles for the same halos, note the excellent agreement. The velocity dispersion radial profiles corresponding to the same halos are drawn in the bottom panel of Figure 1.

4 MODELLING COLLISIONAL CDM HALOS

The idea of a collisional dark matter as suggested by Spergel & Steinhardt (2000), is capable of producing soft cores and, at the same time, preserves the success of CDM models in

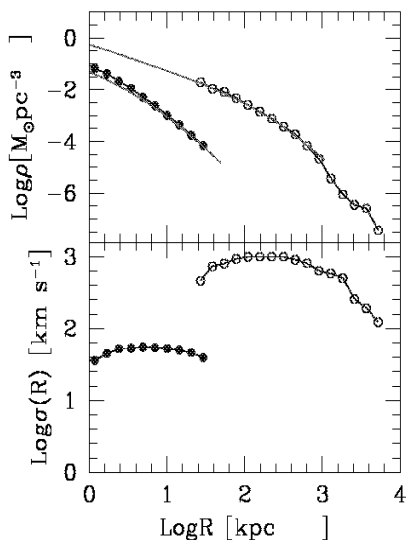


Figure 1. In the top panel simulated density profiles of collisionless dark matter are showed using non-standard N-body simulations for halos with masses: $M = 10^{11} M_{\odot}$ (filled circles) and $M = 10^{15} M_{\odot}$ (open circles). A Hubble constant of $65 \text{ km s}^{-1} \text{ Mpc}^{-1}$ is adopted. Solid lines are the NFW profiles for the same halos. Corresponding velocity dispersion radial profiles are drawn in the bottom panel.

explaining the observed properties of the universe at large scales. In fact, in the hierarchical framework of structure formation, the halo continuously accretes mass by merging. However, collisions between particles cause heat transfer inwards. Since its negative heat capacity, the core gains energy and expands, producing a soft core. However, the idea of weak self-interacting dark matter poses the following question. What is the final equilibrium configuration of the halo? The initial state is a halo described by a NFW model far from thermal equilibrium, and the final state is a halo with a thermalized core.

We explore the dynamical properties of collisional dark matter studying isolated or cosmological halos of any mass using N-body techniques. We use a Monte Carlo technique to implement the self-interaction of the dark matter particles in collisionless N-body code. The scattering process between the dark particles is implemented with the following algorithm. Within a timestep Δt , the probability P_i of a particle with velocity \vec{v}_i to interact with another particle is:

$$P_i = \Gamma_i \Delta t, \quad (8)$$

with Γ_i the scattering rate for a particle with velocity v_i :

$$\Gamma_i = \Sigma_j^N \left(\frac{\sigma}{m_x} \right) \frac{m_j |\vec{v}_j - \vec{v}_i|}{V}, \quad (9)$$

where $\Sigma_j^N m_j / V$ is the estimate of the local density, with $V = 4\pi r^3 / 3$. Although a constant cross section is used by several authors, here we assume a cross section inversely proportional to the particle velocity dispersion as found to be justified by the observations in the central densities of

galaxies and galaxy clusters (Firmani et al. 2001; Wyithe et al. 2001)

$$\left(\frac{\sigma}{m_x} \right) \cdot v \approx \text{const} \quad (10)$$

Within a timestep the algorithm is as follows:

- i) For each particle the interaction probability P_i is computed.
- ii) For each scattering event the collision is with one of the nearest particles ($N=16$, but increasing N does not change the result).
- iii) Once a particle is selected for the interaction, the scattering is isotropic and the diffusion is computed.

Concerning the diffusion process, for particles with center-of-mass velocity $\vec{v}_B = (\vec{v}_i + \vec{v}_j)/2$ and velocity difference $\vec{v}_0 = (\vec{v}_i - \vec{v}_j)/2$, a random direction \vec{e} is selected and new velocities are assigned to the colliding particles i and j

$$\vec{v}_i = \vec{v}_B + \frac{\vec{e}}{|\vec{e}|} |\vec{v}_0|, \quad (11)$$

$$\vec{v}_j = \vec{v}_B - \frac{\vec{e}}{|\vec{e}|} |\vec{v}_0|. \quad (12)$$

The energy and linear momentum are preserved. The numerical method is similar to the algorithm implemented by Burkert (2000) and Yoshida et al. (2000) with the difference that the cross section is dependent upon the particle velocity. For the cross section we assume:

$$\left(\frac{\sigma}{m_x} \right) = 10^{-24} \left(\frac{100 \text{ km s}^{-1}}{v} \right) \frac{\text{cm}^2}{\text{GeV}}. \quad (13)$$

In order to simulate a galaxy cluster halo with collisional dark matter, the cross section value was rescaled as well as the radius, velocity, time, and mass according to eqs.(4) to (6) inclusive.

5 ISOLATED HALOS AND CORE COLLAPSE

For isolated halos the balance between continuous mass aggregation due to the halo merging history and the thermalization process induced by collisions fails. In this section we investigate whether this case can produce core collapse with a consequent gravothermal catastrophe in a short time.

First, we test if the code is able to preserve the state of dynamical equilibrium in a model. We have simulated a halo with *collisionless* dark particles and a mass profile of an isothermal sphere. This choice is related to the known properties of this model. In the top panel of Figure 2, the time evolution of the density profile is showed for several dynamical timescales. The density profile preserves the shape for all times. After several timescales, the density distribution is represented by the solid line, while the short dashed line is the profile at the beginning of the simulation. In the bottom panel the corresponding radial velocity dispersion is showed.

Note that the isothermal sphere was settled by assigning to the particle velocities with amplitudes consistent with the proper velocity distribution function, $f(v)$ of the model. In fact, in this case the initial profile is at equilibrium and does not show any adjustment during dynamical evolution. The result is remarkable: the dynamical equilibrium of the model

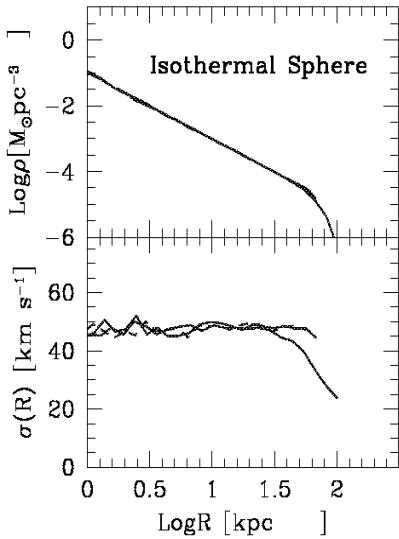


Figure 2. In the top panel the time evolution of the density profile is shown for a halo of mass $M = 10^{11} M_{\odot}$ described by a singular isothermal sphere. This run uses collisionless dark matter particles. After several timescales, the density distribution is represented by the solid line, while the short dashed line is the profile at the beginning of the simulation (overlapped). In the bottom panel the corresponding radial velocity dispersion is shown.

is preserved for all times. The only modification to the profile is after many dynamical timescales in the outer parts due to an evaporation process of the particles. Furthermore, this model tests the softening radius fixed in our simulations. For a galactic halo of $10^{11} M_{\odot}$ the softening radius was fixed in order to obtain a spatial effective resolution of 1 kpc.

We have followed the evolution of dark density profiles for a galactic halo of $10^{11} M_{\odot}$ formed by collisional dark matter and characterized by the following initial mass distribution: the Hernquist model and the King profile.

5.1 The Hernquist profile

An isolated galactic halo model described by an initial Hernquist profile (Hernquist 1990) has attracted considerable attention in the study of self-interacting dark matter.

For this model characterized by a central density cusp ($1/r$) similar to a NFW profile, Burkert (2000) and Kochanek & White (2000) argue that soft cores are produced in a short dynamical timescale induced by collisions. However the shallow cores so created are unstable and a singular isothermal sphere is produced as a final halo density profile.

We set up the initial conditions as a Hernquist profile with the halo mass of $10^{11} M_{\odot}$ and a characteristic scale radius $a = 50$ kpc. Following the analytical profile, particle positions are distributed isotropically and the magnitude of the velocity is computed from the energy distribution function, $f(E)$, of this model, also assigned with an isotropic distribution.

First, we run a model without collisions between parti-

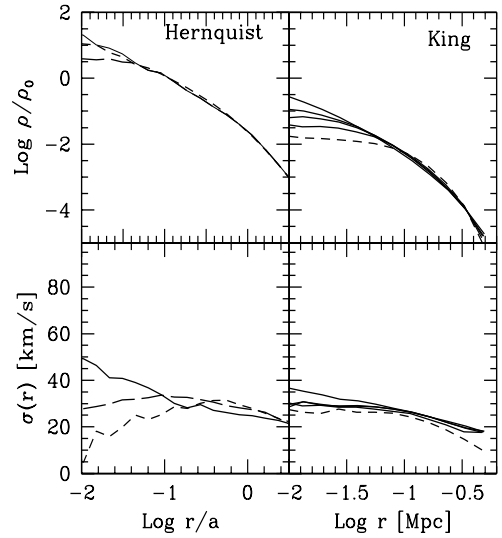


Figure 3. *Left panels.* The time evolution for the Hernquist profile is shown for self-interacting cross section value obtained assuming a cross section inversely proportional to the halo dispersion velocity, $(\sigma/m_x) \cdot v_{100} = 10^{-24} \text{ cm}^2 \text{ GeV}^{-1}$, where v_{100} is the halo dispersion velocity in units of 100 km s^{-1} . The initial Hernquist profile is shown as a short-dashed line. After 2.25 dynamical timescales a minimum central density is reached (long-dashed lines) and the core collapse after 5 dynamical timescales (solid lines). Corresponding velocity dispersion radial profiles are shown in the bottom. *Right panels.* The time evolution of the King profile is plotted. Dashed lines are the initial King profile ($t=0$). After a while, the initial flat core reduces its size towards core collapse. In the plot the time evolution halo density profile is shown, from the lower solid line to the higher solid line representing the profile after $0.8 t_{\text{dyn}}^K$. In the bottom panel of the same figure the radial velocity dispersion profile is shown for the model.

cles and we have shown that the shape of the profile is not modified during dynamical evolution. The dynamical equilibrium is preserved. The dynamical time is defined:

$$t_{\text{dyn}} = 4\pi \sqrt{\left(\frac{a^3}{GM}\right)}; \quad (14)$$

thus, the dynamical time is $t_{\text{dyn}}^H = 6.7 \text{ Gyr}$ (t_{dyn}^H is referred to the Hernquist model). In the top-left panel of Figure 3, the time evolution for the Hernquist profile is shown for self-interacting cross section value obtained assuming a cross section inversely proportional to the halo dispersion velocity, $(\sigma/m_x) \cdot v_{100} = 10^{-24} \text{ cm}^2 \text{ GeV}^{-1}$, where v_{100} is the halo dispersion velocity in units of 100 km s^{-1} . The initial Hernquist profile is shown as a short-dashed line. After 2.25 dynamical timescales a minimum central density value is reached (long-dashed line), increasing after 4 dynamical timescales and reaching a lack of the core after more than 5 dynamical timescales (solid line), due to the collisions between particles. We also run simulations with very high cross section values, finding that once the soft core is formed, it disappears in a short time, in agreement with the work of Kochanek & White (2000) and Burkert (2000), when the

cross section was adopted to be independent of the particle collision velocity. Thus, high cross section values seem to work on a catalyst of the core collapse.

5.2 The King profile

We have simulated an isolated halo of $10^{11} M_{\odot}$ with a King model mass distribution. In fact, the dark density profile of LSB and dwarf galaxies is well matched by a King profile with form parameter $P = 8$ (Firmani et al. 2001). We test whether starting with an isothermal configuration and a shallow core the isolated halo undergoes core collapse due to the presence of collisions between the dark particles. We want to follow the halo core evolution through isothermal equilibrium states. After assigning isotropic positions to the particles, we pay attention that at the beginning of the simulation the profile is at equilibrium, and we calculate the velocity magnitude from the proper distribution function $f(v)$. Again, particle velocities are isotropically distributed with a Monte Carlo routine.

First, we have run the model with $\sigma/m_x = 0$. The shape of the King profile is preserved at all times. We now run the model in a strong self-interacting regime: $(\sigma/m_x) \cdot v_{100} \simeq 5 \cdot 10^{-22} \text{ cm}^2 \text{ GeV}^{-1}$. In fact, for weak cross sections, we have verified that this model evolves slowly towards core collapse, slowly. In this case, a large cross section value is assumed in order to hasten core collapse. The dynamical time depends upon the adopted concentration for the King model. Defining the dynamical time as above, we find that $t_{\text{dyn}}^K \approx 4 t_{\text{dyn}}^H$ (where t_{dyn}^K is referred to the King model and t_{dyn}^H to the Hernquist model, respectively). In the top-right panel of Figure 3, the time evolution of the King profile is plotted. Dashed lines are the initial King profile ($t=0$). After a while, the initial flat core reduces its size towards core collapse. In the plot the time evolution halo density profile is shown, from the lower solid line to the higher solid line representing the profile after $0.8 t_{\text{dyn}}^K$. In the bottom panel of the same figure the radial velocity dispersion profile is shown for the model.

It is interesting to note that any reasonable value for the cross section (weak or strong) produces core collapse. Weaker collisional regimes will produce core collapse in an infinitely long time. Of interest is the evidence that a dark halo described by a King profile evolves via equilibrium states towards the gravothermal catastrophe under the effect of collisions. A comparison with published work indicates that in globular clusters the core collapse is the final dynamical state induced by gravitational binary collisions (Spitzer 1969). So the gravothermal catastrophe could be produced by several physical processes.

6 COLLISIONAL HALOS IN A HIERARCHICAL COSMOLOGICAL FRAMEWORK

The question we investigate in this section is: assuming a modest self-interacting cross section with $(\sigma/m_x) \cdot v_{100} = 10^{-24} \text{ cm}^2 \text{ GeV}^{-1}$ are halo soft cores produced by collisional dark matter in a cosmological framework stable or can they collapse? In other words, can dark halo density profiles be

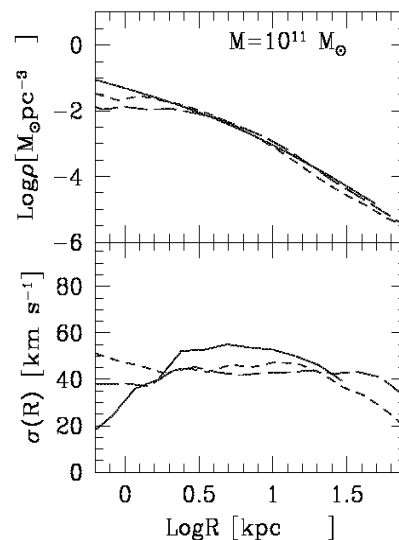


Figure 4. In the top panel the dark matter density profiles of a halo of $M = 10^{11} M_{\odot}$ are shown as obtained in a collisional CDM scenario. The halo have been modeled assuming an energy dependent cross: $(\sigma/m_x) \cdot v_{100} = 10^{-24} \text{ cm}^2 \text{ GeV}^{-1}$. Short dashed lines are the halo density profile after 7.5 Gyr, while long-dashed lines are the halo mass density distribution after a Hubble time. In the same plot the solid line is the NFW profile. In the bottom panel the corresponding halo radial dispersion velocity profiles are showed.

soft at the center and changing slowly their slope reaching the NFW shape or steeper, due to the collision, in a Hubble time?

Using the N-body technique described above we run simulations for a galactic halo and a cluster halo. In Figure 4 we show the dark matter density profiles of a halo of $M = 10^{11} M_{\odot}$ as obtained in a collisional CDM model. The halo have been modeled assuming an energy dependent cross section with the same value as above. In the top panel the short dashed line shows the halo density profile after 7.5 Gyr, while the long-dashed line is the halo mass density distribution after a Hubble time. In the same plot the solid line is the NFW profile.

Note that within a Hubble time a modest self-interaction cross section value is able to create soft cores. No core collapse occurs within a Hubble time.

The bottom panel of Figure 4 shows the corresponding halo radial dispersion velocity profiles. The velocity distribution of the particles reaches roughly a constant velocity dispersion under the effects of collisions resulting in a central non-singular isothermal density profile.

In Figure 5 the dark density profile is showed for a halo of $10^{15} M_{\odot}$, using an energy independent cross section of value $\sim 10^{-24} \text{ cm}^2 \text{ GeV}^{-1}$. The long-dashed line is the halo density profile after one Hubble time and the solid line is the NFW profile. Even in this case the halo does not undergo the core catastrophe within a Hubble time. We interpret this result assuming that this is the case in which any trend towards the gravothermal catastrophe is avoided by the competition between a mass aggregation determined

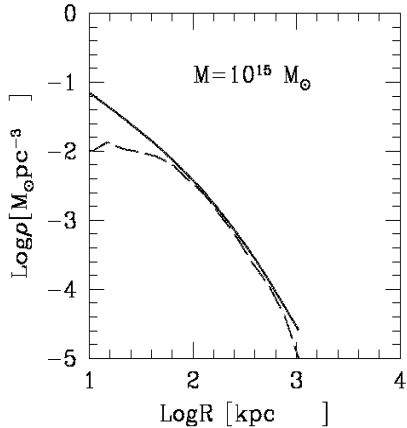


Figure 5. The dark density profile is showed for a halo of $10^{15} M_{\odot}$, using a energy independent cross section: $(\sigma/m_x) \cdot v_{100} \sim 10^{-24} \text{ cm}^2 \text{ GeV}^{-1}$. The long-dashed line is the halo density profile after one Hubble time and the solid line is the NFW profile.

by a *continuous* halo merging history and a thermalization process by collisions. In fact we assign to the particles cosmological initial conditions assuming that the halo merging history is a continuous process.

The influence of weak self-interaction on the structure of the CDM halos has been explored using cosmological N-body simulations by Yoshida et al. (2000) and Davè et al. (2001). These works adopt a constant cross section for unit mass ($\sigma/m_x = \text{const}$). For the galaxy cluster halo our results are comparable with the case S1W-a in Yoshida et al. (2000). Extrapolating the profile towards the center for the cluster halo, we read from their work a central density of $\rho_c = 0.013$ to $0.008 M_{\odot} \text{ pc}^{-3}$ and a core radius $r_c = 85$ to 120 kpc (for $h = 0.65$). In our model, for a comparable cross section of S1W-a, $\sigma/m_x = 0.1 \text{ cm}^2 \text{ g}^{-1}$ we find $\rho_c = 0.01 M_{\odot} \text{ pc}^{-3}$ and $r_c = 82 \text{ kpc}$. With respect to Davè et al. work (2001), we have simulated only the case shown in the first top panel from left to right of Figure 2 of their paper. For $\sigma/m_x = 10^{-24} \text{ cm}^2 \text{ GeV}^{-1}$ our estimate of the central density for a halo of $10^{11} M_{\odot}$ is in good agreement with their estimate.

In Figure 6, the central densities and the core radii predicted by the models are compared with those inferred from HI rotation curves of dwarf and LSB galaxies (filled squares), H α rotation curves from Swaters et al. (2000), taking into account the halo adiabatic contraction (open circles) and H α rotation curves of LSB and dwarf galaxies (filled circles) by Marchesini et al. (2002). The filled circles on the right of the panels are two galaxy clusters with evidence of soft cores: Cl 0024+1654 and Abell 1795. The dashed lines are the predictions of the model for a cross section $(\sigma/m_x) \cdot v_{100} = 10^{-24} \text{ cm}^2 \text{ GeV}^{-1}$.

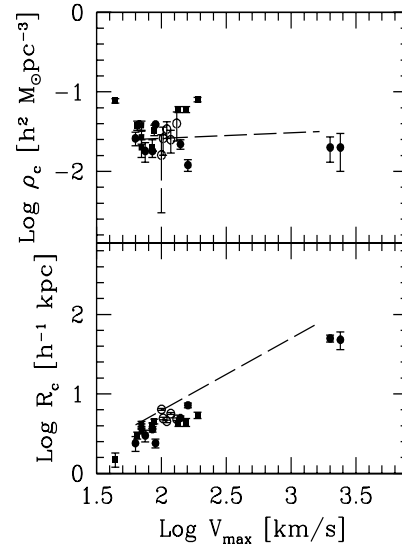


Figure 6. The halo central densities and the core radii predicted by the models are compared with those inferred from HI rotation curves of dwarf and LSB galaxies (filled squares), H α rotation curves from Swaters et al. (2000), taking into account the halo adiabatic contraction (open circles) and H α rotation curves of LSB and dwarf galaxies (filled circles) by Marchesini et al. (2002). The filled circles on the right of the panels are two galaxy clusters with evidence of soft cores: Cl 0024+1654 and Abell 1795. Dashed lines are the halo central densities and core radii as a function of the maximum circular velocity predicted by self-interacting dark matter with $(\sigma/m_x) \cdot v_{100} \simeq 10^{-24} \text{ cm}^2 \text{ GeV}^{-1}$.

7 DISCUSSION AND CONCLUSION

We have explored the dark halo density profiles in a collisional dark matter scenario studying isolated or cosmological halos of any size and mass. This study presents two key points: *i*) we use a modified N-body code where the cosmological initial conditions are assigned with a new approach; and *ii*) we use a self-interacting cross section inversely proportional to the particle collision velocity.

Our results may be summarized as follows:

- Concerning the dynamical study of isolated halos we have followed the evolution of different initial profiles: the Hernquist model and the King profile. Surprisingly, the virialized halo density profiles for all models undergo core collapse induced by collisional dark matter. Once the core size is reduced, core collapse is a very rapid process. The shape of the cross section (constant or dependent upon the particle collision velocity) does not affect core collapse. Our N-body simulations performed with a cross section dependent on the particle velocity dispersion produce similar results to the N-body simulations by Burkert (2000) and Kochanek & White (2000) obtained with a constant cross section.

- In the hierarchical framework, the halo core catastrophe is avoided from the balance between mass aggregation process induced by gravitation and thermalization process induced by collisions. If the balance fails, collisions between particles induce core collapse in a short time. Large cross section values cause even faster core collapse.

• If the evidence of soft cores is accepted for Cl 0024+1654 and Abell 1795, the observed central densities of both clusters and dwarf galaxies are reproduced assuming a cross section value of: $(\sigma/m_x) \cdot v_{100} \approx 10^{-24} \text{ cm}^2 \text{ GeV}^{-1}$. The shape and the value of the cross section suggested by our work is in the range of values in which the core collapse and the evaporation problem are avoided (Hennawi & Ostriker 2002).

Observations of the mass distribution at the centre of galaxy clusters are crucial for the debate regarding the nature of the dark matter. If future observations cannot confirm the evidence for soft cores on galaxy cluster scales, then the soft core question remains confined to dwarf and LSB galaxies. In this case different mechanisms could play a role in producing soft cores in dark matter dominated galaxies.

ACKNOWLEDGMENTS

We are grateful to Hugh Couchman for having made available his adaptive P^3 M-SPH code HYDRA. ED thanks Henry Lee for an early reading of the paper.

REFERENCES

- Avila-Reese, V., Firmani, C., Hernández, X. 1998, ApJ, 505, 37
 Bertschinger, E. 2001, ApJS, 137, 1
 Burkert A., 1995, ApJ, 447, L25
 Burkert, A. 2000, ApJ, 534, L143
 Couchman, H.M.P., Thomas, P.A., Pearce, F.R. 1995, ApJ, 452, 797
 de Blok, W.J.G., McGaugh, S.S., Rubin, V.C. 2001, AJ, 122, 2396
 Davé, R., Spergel, D.N., Steinhardt, P.J., Wandelt, B.D. 2001, ApJ, 547, 574
 David L.P., Nulsen P.E.J., McNamara B.R., Forman W., Jones C., Ponman T., Robertson B., Wise M. 2000, preprint, astro-ph/0010224
 Ettori, S., Fabian, A. 2001, Chemical Enrichment of Intracluster and Intergalactic Medium, ASP Series, Vulcano (Italy)
 Firmani, C., D’Onghia, E., Chincarini, G., Hernández, X., Avila-Reese, V. 2001, MNRAS, 321, 713
 Flores, R.A., and Primack, J., 1994, ApJ, 427, L1
 Fukushige T., Makino J., 2001, ApJ, 557, 533
 Gnedin, O.Y., & Ostriker, J.P. 2001, ApJ, 561
 Gunn, J. E. 1977, ApJ, 218, 592
 Hennawi, J.F., Ostriker, J.P. 2001, (astro-ph/0108203)
 Hernquist, L. 1990, ApJ, 356, 359
 Hogan, C.J., & Dalcanton, J.J. 2000, Phys.Rev., D62, 063511
 Kochanek, C.S., White, M., 2000, ApJ, 543, 514
 Marchesini, D., D’Onghia, E., Chincarini G., Firmani, C., Conconi, P., Molinari, E., Zacchei, A. 2002, ApJ, in press (astro-ph/0202075)
 Miralda-Escudé, J. 2002, ApJ, 564, 1019
 Magorrian, J., Tremaine, S., Richstone, D., Bender, R., Bower, G., Dressler, A., Faber, S.M., Gebhardt, K., Green, R., Grillmair, C., Kormendy, J., Lauer, T. 1998, AJ, 115, 2285
 Moore B., 1994, Nature, 370, 629
 Moore B., Quinn T., Governato F., Stadel J., Lake G., 1999, MNRAS, 310, 1147
 Navarro J., Frenk C.S., White S.D.M., 1997, ApJ, 490, 493
 Ostriker, J.P. 2000, Phys.Rev.Lett., 84, 23
 Salucci, P., Burkert, A. 2000, ApJ, 537, L9
 Sellwood, J.A. 2000, ApJ, 540, L1
 Spergel, D.N., Steinhardt, P.J., 2000, Phys.Rev., 84, 3760
 Spitzer, L. 1969, ApJ, 158, L139
 Swaters, R.A., Madore, B.F., & Trewella, M. 2000, ApJ, 531, L107
 Tyson, J.A., Kochanski, G.P., dell’Antonio, I.P., 1998, ApJ, 498, L107
 van den Bosch F.C. & Swaters R.A., 2001, MNRAS, 325, 1017
 White S.D.M. and Rees M. 1978, MNRAS, 183, 341
 Wyithe, J.S.B., Turner, E.L., Spergel, D.N. 2001, ApJ, 555, 504
 Yoshida, N., Springel, V., White, S.D.M., Tormen, G. 2000, ApJ, 544, L87

This paper has been produced using the Royal Astronomical Society/Blackwell Science L^AT_EX style file.