

# Detection of an Eclipse during the 1987 Outburst of U Sco

Taichi Kato

(Dept. of Astronomy, Kyoto University, Kyoto 606-8502, Japan)

*E-mail: tkato@kusastro.kyoto-u.ac.jp*

U Sco is a recurrent nova which showed recorded outbursts in 1863, 1906, 1936, 1979, 1987, and most recently in 1999 (for a summary of the 1987 outburst, see Sekiguchi et al. 1988). The eclipsing nature of the object was discovered (Shaefer 1990) after the 1987 outburst. Shaefer and Ringwald (1995) further obtained eclipse timings yielding a precise ephemeris. We examined our time-series photographic observations obtained during on 1987 May 20, which fortuitously covered the primary minimum. This makes the first epoch observation of the U Sco eclipse during the 1987–1999 outburst interval.

The observations were made using a 13-cm reflector ( $f=1.0\text{m}$ ) and Sakura SR-400 films. The exposure time was typically 475 sec. The negatives and prints were measured by eye, using up to five comparison stars. The estimated step values were analyzed by the least-squares method (Kato 1997). Three comparison stars with known visual magnitudes (AAVSO) were used to calibrate the zero point and the scale. The resultant values are listed in table 1. There was no considerable systematic difference between photographically yielded magnitudes and other visual observations obtained quasi-simultaneously.

Figure 1 shows the overall light curve of U Sco during the 1987 outburst, drawn from the VSOLJ database and the above estimates (the corresponding data in the VSOLJ database have been superseded by the updated magnitudes). Superimposed on the general smooth fading, a temporary fading is apparent (at HJD 2446936), corresponding to the eclipse minimum. According to the ephemeris by Shaefer and Ringwald (1995), there is no other eclipses affecting the overall light curve. Figure 2 presents the enlarged light curve of the time-series photographic observations. Although the scatter is relatively large (especially in the first half of the observation was slightly affected by slightly poor tracking and occasionally truncated exposures), there is a clear fading in the last half of the observation. The exposure centered on HJD 2446936.206 shows the object markedly faint, possibly catching the mid-eclipse.

By using the VSOLJ database between 1987 May 18 and 24, and subtracting the smooth fading trend, all available positive observations (using the same comparison sequence) were converted to the orbital phases based on the ephemeris by Shaefer and Ringwald (1995). The resultant modulations were averaged to 0.02 phase bins (figure 3), on which the primary eclipse with a depth of  $\sim 0.8$  mag is clearly seen. The relative insufficiency of the points during the egress phase makes determining the accurate eclipse timing from the phase-averaged light curve relatively difficult, but the still fading trend on the time-resolved light curve at the expected minimum (HJD 46936.199) may be an indication of a slight positive  $O - C$ . If we adopt the epoch of the faintest estimate (HJD 2446936.206),  $O - C$  becomes  $+0.007$  d.

The author is grateful to the members of Kyoto University Astronomy Lovers' Association, who helped the observations and kindly allowed the usage of the instruments. The author is also grateful to the VSOLJ members and staffs who have made the database available.

Table 1. Photographic observations of U Sco

HJD-2400000	mag	HJD-2400000	mag	HJD-2400000	mag
46936.086	12.39	46936.138	12.50	46936.190	13.05
46936.089	12.52	46936.144	12.92	46936.195	12.92
46936.093	12.78	46936.150	12.11	46936.201	12.92
46936.097	13.13	46936.155	12.31	46936.206	13.45
46936.102	13.06	46936.168	12.59	46936.212	13.07
46936.109	12.43	46936.173	12.85	46936.218	12.53
46936.128	12.53	46936.179	12.84		
46936.134	13.40	46936.184	12.91		

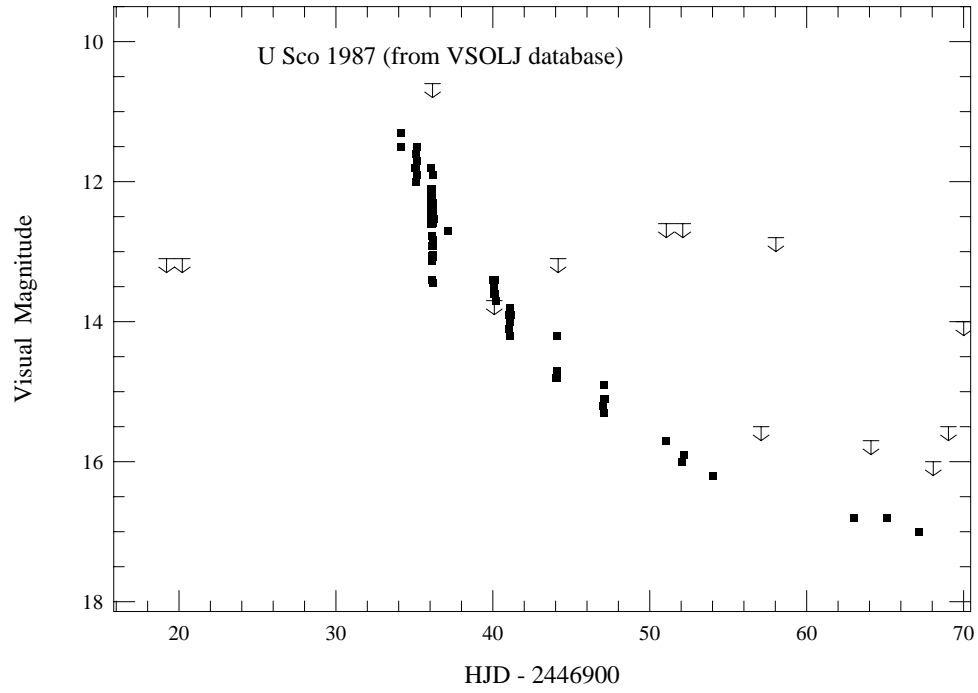


Figure 1: Light curve of the 1987 outburst of U Sco (VSOLJ)

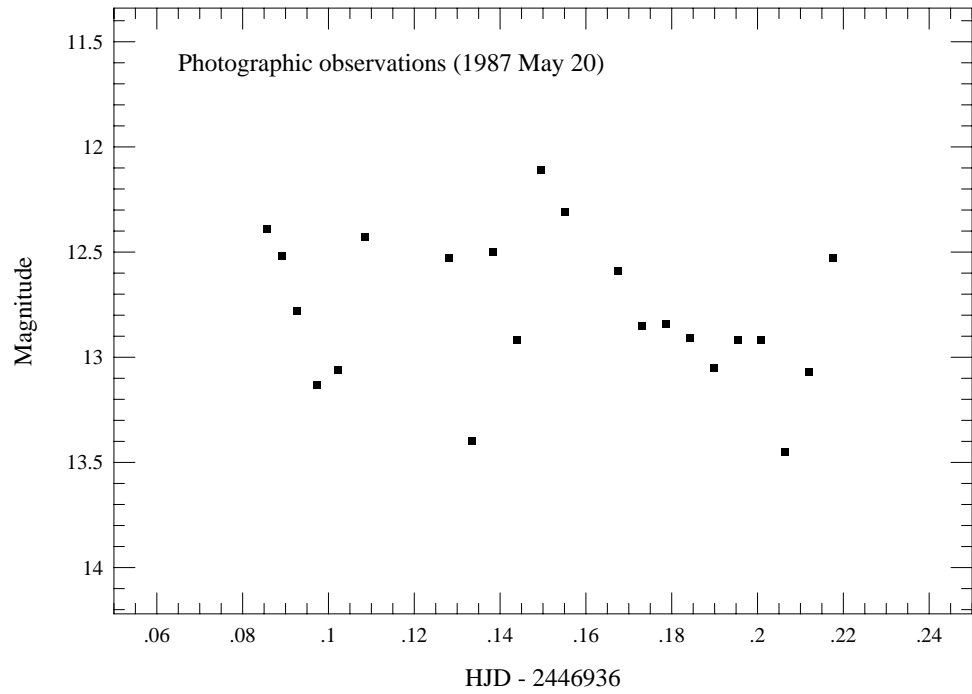


Figure 2: Enlarged light curve on 1987 May 20

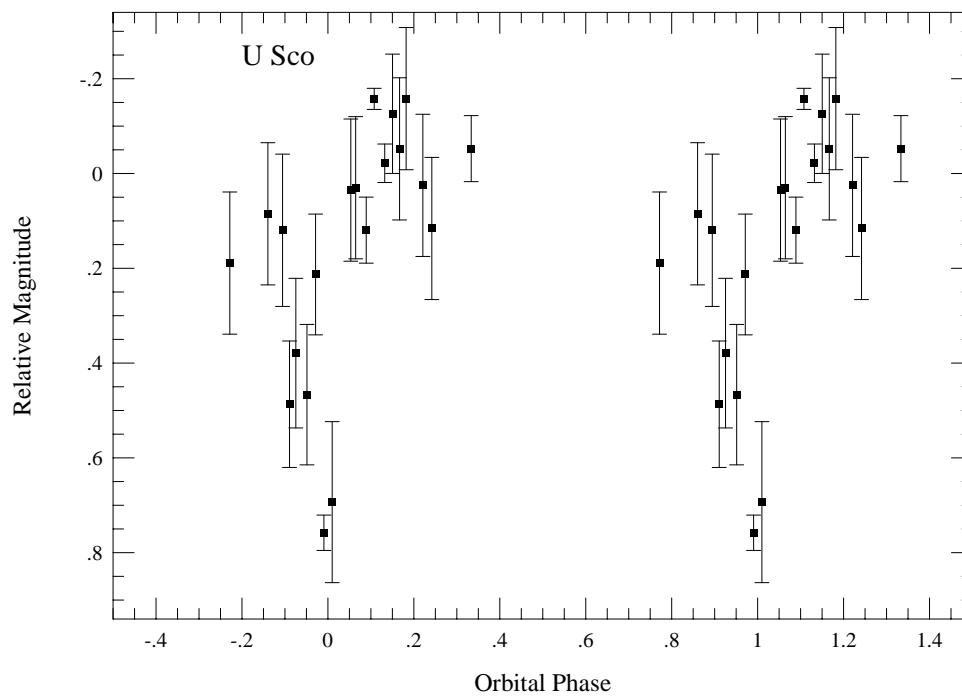


Figure 3: Phase-averaged light curve of the U Sco eclipse

## References

- [1] Kato, T. 1997, Variable Star Bulletin 25, 1
- [2] Sekiguchi, K., Feast, M. W., Whitelock, P. A., Overbeek, M. D., Wargau, W., Spencer Jones, J. 1988, MNRAS 234, 281
- [3] Shaefer, B. E., 1990, ApJ 355, 39L
- [4] Shaefer, B. E., Ringwald, F. A. 1995, ApJ 447, L45