

Discovery of a Transient X-Ray Pulsar, AX J1841.0–0536, in the Scutum Arm Region with ASCA

Aya BAMBA, Jun YOKOGAWA, Masaru UENO, and Katsuji KOYAMA

Department of Physics, Graduate School of Science, Kyoto University, Sakyo-ku, Kyoto 606-8502

bamba@cr.scphys.kyoto-u.ac.jp, jun@cr.scphys.kyoto-u.ac.jp, masaru@cr.scphys.kyoto-u.ac.jp, koyama@cr.scphys.kyoto-u.ac.jp
and

Shigeo YAMAUCHI

Faculty of Humanities and Social Sciences, Iwate University, 3-18-34 Ueda, Morioka, Iwate 020-8550

yamauchi@hiryu.hss.iwate-u.ac.jp

(Received 2001 June 19; accepted 2001 September 12)

Abstract

We report on the discovery of a transient X-ray pulsar, AX J1841.0–0536, serendipitously found in the Scutum arm region with the ASCA in two separate observations. The X-ray flux is very faint at the beginning, but exhibits two flares in the second observation. The flare flux increases by a factor 10 within only ~ 1 hr. Coherent pulsations with a period of 4.7394 ± 0.0008 s were detected in the brightest flare phase. The X-ray spectra in the quiescent and flare phases were fitted with an absorbed power-law model with a photon index ~ 1 plus a narrow Gaussian line at the center energy of 6.4 keV. The interstellar column density of $\sim 3 \times 10^{22} \text{ cm}^{-2}$ may indicate that AX J1841.0–0536 is located at a tangential point of the Scutum arm at ~ 10 kpc distance. The coherent pulsations, large flux variability and the spectral shape suggest that AX J1841.0–0536 is a Be/X-ray binary pulsar.

Key words: stars: neutron — stars: pulsars: individual (AX J1841.0–0536) — X-rays: spectra — X-rays: stars — X-rays: transient

1. Introduction

The Scutum region near $l \sim 30^\circ$ is in the tangential line of sight of a galactic arm (the Scutum arm), and hence shows intensity excesses in the infrared, radio and γ -ray regions (e.g., 000 [cite]cite.hayakawaHayakawa et al.(1977)) as well as diffuse X-rays (000 [cite]cite.yamauchi1993Yamauchi, Koyama(1993); 000 [cite]cite.sugizakiSugizaki et al.(2001)). This region is also rich in X-ray binary sources; many transient X-ray sources have also been discovered (e.g., 000 [cite]cite.koyamaKoyama et al.(1990); 000 [cite]cite.yamauchi1995Yamauchi et al.(1995); 000 [cite]cite.teradaTerada et al.(1999)). From the spectral and flux variability, these X-ray transients are suspected to be either neutron-star binaries with high mass or low-mass stars, or black-hole binaries (000 [cite]cite.tanakaTanaka, Shibasaki(1996)). Coherent X-ray pulsations have been found from some of them, suggesting Be/X-ray binaries.

Among them, an unusual source is AX 1845.0–0433, which exhibited violent flares with a very rapid rise time of $\lesssim 10^4$ s (000 [cite]cite.yamauchi1995Yamauchi et al.(1995)). Apart from the unusual flares, other characteristics are similar to those of high-mass X-ray binaries. In fact, te[cite]cite.coeCoe et al.(1996) ([cite]cite.coeCoe et al.(1996)) reported an O9.5 star as the optical counterpart of AX 1845.0–0433. Nevertheless, no coherent pulsation has been found.

In the ASCA survey and pointing observations on the

Scutum arm region, we found another unusual source, AX J1841.0–0536, which also exhibited violent and rapid flares (000 [cite]cite.bamba1999Bamba, Koyama (1999)). This paper reports on a detailed analysis of this new transient X-ray source, particularly on the detection of coherent pulsations and phase resolved spectral analyses.

2. Observations and Data Reduction

The first ASCA observation of a region around $(l, b) = (26.9^\circ, -0.1^\circ)$ was made on 1994 April 12, or MJD 49454.677–49454.701, as a part of the Scutum arm survey project (hereinafter, obs. 1). A longer exposure follow-up observation was made on 1999 October 3–4, or on MJD 51454.252–51455.463 (obs. 2). ASCA carried four XRTs (X-Ray Telescopes, 000 [cite]cite.serlemitsosSerlemitsos et al.(1995)) with two GISs (Gas Imaging Spectrometers, 000 [cite]cite.ohashiOhashi et al.(1996)) and two SISs (Solid-state Imaging Spectrometers, 000 [cite]cite.burkeBurke et al.(1994)) on the focal planes. Since our target was out of the SIS field in both observations, we do not refer to the SIS in this paper. The GISs were operated in the nominal PH mode with a time resolution of 62.5 ms (High bit-rate) or 0.5 s (Medium bit-rate).

We rejected the GIS data obtained in the South Atlantic Anomaly, in low cut-off rigidity regions (< 6 GV), or when the target's elevation angle was low ($< 5^\circ$). Particle events were removed by the rise-time discrimination method (000 [cite]cite.ohashiOhashi et al.(1996)). After these screenings, the total available exposure times of obs. 1 and 2

were ~ 2 ks and ~ 36 ks, respectively. To increase the statistics, the data of the two detectors, GIS-2 and GIS-3, were combined in a following study.

3. Results

3.1. X-Ray Image

A transient source is found in both obs. 1 and obs. 2. Figure 1 shows a point-like source image located near the galactic plane. The source position is determined by the method of [te\[cite.gottthelf2000Gottthelf et al.\(2000\)\]](#) and is (R.A., Dec.)_{J2000} = (18^h41^m50^s.2, −05°36′00″) with an uncertainty of $\sim 1'$. Therefore, we designate this source as AX J1841.0–0536 (this source was at first named AX J1841.0–0535.8 based on less-accurate positioning; 000 [\[cite\]cite.bamba1999Bamba, Koyama \(1999\)](#)). No X-ray source has been found within the error region in the SIMBAD database.¹ However, this source is in an error region ($0.4 \times 4^\circ$) of a previous X-ray transient (the Ginga source No. 2 in 000 [\[cite\]cite.koyamaKoyama et al.\(1990\)](#)).

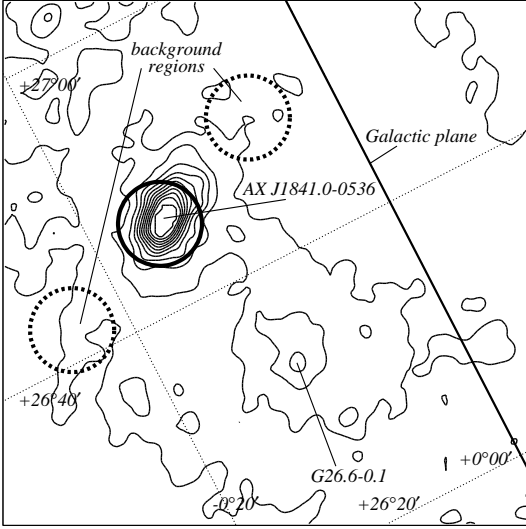


Fig. 1. X-ray image around AX J1841.0–0536 in the 2.0–7.0 keV band combined with both observations, with the galactic coordinates. G26.6–0.1 is an unidentified hard diffuse source (A. Bamba et al. unpublished). The source and background regions for the spectral and timing analyses are also indicated by the solid and dotted circles, respectively.

3.2. Light Curve and Timing Analyses

The light curves of AX J1841.0–0536 in both observations are shown in figure 2. The X-ray flux is highly variable with two flares of the on-set epochs at MJD 51454.7 and MJD 51455.3 with an interval of only ~ 0.6 d. As can be seen in figure 2, the flares are found in the hard bands, while the soft band fluxes are essentially constant. A remarkable fact is that the on-set time of both the flares are extremely rapid; the fluxes increased by one order of magnitude within 1 hr.

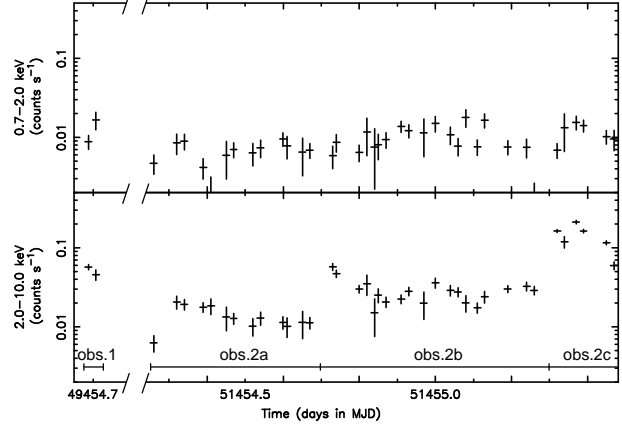


Fig. 2. X-ray light curves of AX J1841.0–0536 observed with GIS-2 and GIS-3 (bin time = 1600 s) in obs. 1 and obs. 2. The upper and lower panels are those in the 0.7–2.0 keV and 2.0–10.0 keV bands, respectively. For the spectral analyses (see text), obs. 2 was divided into three epochs (obs. 2a, obs. 2b, and obs. 2c), as indicated in the lower panel.

To study the time evolution, we divided obs. 2 into three epochs: obs. 2a (MJD 51454.252–51454.700), obs. 2b (MJD 51454.700–51455.300), and obs. 2c (MJD 51455.300–51455.463), as shown in figure 2. We then performed detailed timing analyses of the brightest flare episode (obs. 2c). We extracted ~ 1000 photons, including ~ 90 background photons, in the 1.9–4.9 keV band from a $3'$ radius circle around the source (the solid circle in figure 1), corrected the photon arrival times to those at the barycenter and applied an FFT (Fast Fourier Transform) algorithm. The resulting power-density spectrum, figure 3 (left), shows a peak at ~ 0.211 Hz. With 13471 frequencies examined, the chance probability of producing such a large peak is $\sim 9.8 \times 10^{-6}$, and hence the 0.211 Hz oscillation is highly significant. We next performed an epoch-folding search and determined a more accurate pulse period of $P = 4.7394 \pm 0.0008$ s. Figure 3 (right) shows the folded pulse profile in the soft (1.9–4.9 keV) and hard (4.9–10.0 keV) bands.

The pulse shapes are sinusoidal in both energy bands, but the background-subtracted pulse fraction is larger in the soft (28%) band than in the hard (8%) band. Although same analyses, FFT and epoch folding, were performed for the other data sets, no significant power was found with the 3σ upper limit of the background-subtracted pulse fraction in the soft band of about 45% and 12% for obs. 2a and 2b, respectively.

3.3. Spectral Analyses

We made time-sliced X-ray spectra using photons from the same region of the timing analysis (in the $3'$ radius circle around the source; see figure 1). The contribution of the galactic ridge emission is not negligible for

¹ see <http://simbad.u-strasbg.fr/sim-fid.pl>.

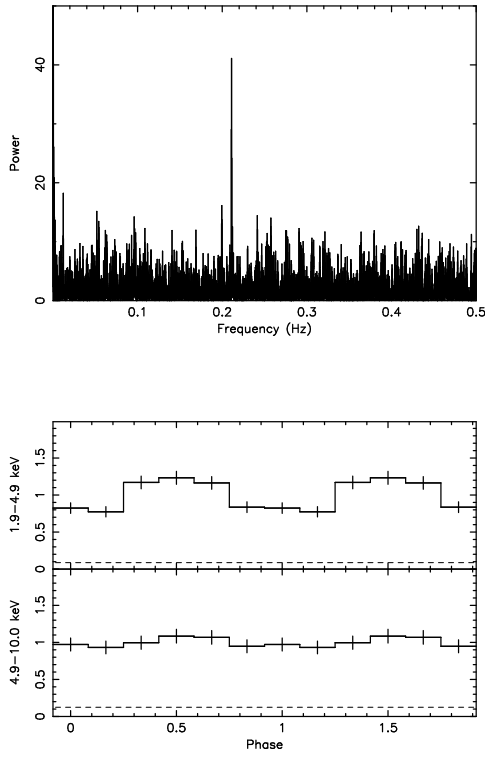


Fig. 3. Upper panel: Power-density spectrum in obs. 2c. A significant peak is detected around ~ 0.211 Hz. Lower panel: Pulse profiles in the 1.9–4.9 keV (upper panel) and the 4.9–10.0 keV (lower panel) bands in obs. 2c. The vertical axes indicate the normalized intensity per bin. The horizontal axis indicates the pulsation phase and the epoch of the beginning of the phase corresponds to MJD 51455.300. The background levels are indicated by the broken lines.

AX J1841.0–0536 located closely on the galactic plane at $(l, b) = (26.7, 0.1)$. Contamination from an unidentified hard diffuse source G26.6–0.1 (A. Bamba et al. unpublished) and vignetting may not be ignored. We thus made the background spectrum by adding data from two source-free regions, indicated by the dotted-circles in figure 1. These two regions were selected to compensate for the latitude-dependent galactic ridge emission (000 [cite]cite.kanedaKaneda et al.(1997)) and contamination of G26.6–0.1. The vignetting is also the same as the source region.

The background-subtracted spectrum in the brightest flare phase (the second flare, or obs. 2c) was at first fitted with a power-law function. The absorption column was estimated from the cross sections of Morrison and McCammon (1983) with solar abundances. Although this model is statistically acceptable, we see a systematic data excess at around 6–7 keV. Adding a narrow Gaussian line to the model reduced the χ^2 from 51.2/52 to 43.2/50 ($\chi^2/\text{degree of freedom}$); thus, the presence of the line is significant. The center energy of the line is 6.40 ± 0.12 keV (hereinafter, the errors are of 90% confidence level, unless otherwise mentioned), implying that the line is due to

neutral or low-ionized irons.

An absorbed thin-thermal plasma model fitting, on the other hand, requires unrealistically high temperature of > 80 keV, and is hence unlikely.

We then fit the background-subtracted spectra of the other epochs with a power-law plus a Gaussian model, fixing the center energy of the line to be 6.40 keV (the best-fit value in obs. 2c). These fittings are acceptable for all epochs. The spectra and the best-fit models for the four separate epochs are shown in figure 4, while the best-fit parameters are listed in table 1.

4. Discussion

AX J1841.0–0536 is in the error region ($l = 26.6 \pm 0.2, b = -0.5 \pm 2.0$) of a previous X-ray transient No. 2 in [cite]cite.koyamaKoyama et al.(1990) ([cite]cite.koyamaKoyama et al.(1990)). Although the position uncertainty is large, the X-ray features, power-law index of 1.5 ± 0.3 , flux of 2×10^{-11} erg cm $^{-2}$ s $^{-1}$ and $\log(N_H)$ of 22.7 ± 0.3 are similar to those of AX J1841.0–0536 in obs. 1 and obs. 2b. Therefore these two transients are likely to be the same source. From the flux history, we suspect that the quiescent level of AX J1841.0–0536 is on the order of 2×10^{-12} erg cm $^{-2}$ s $^{-1}$, and that flares may occur very frequently. More bright flares of a level of 10^{-10} erg cm $^{-2}$ s $^{-1}$ are, however not frequent.

Although the limited statistics allows a constant-value hypothesis of N_H , we see a hint that N_H increase with increasing flux, which suggests that the circum-stellar absorption becomes larger in the flare, due to the larger gas accretion. Therefore, the interstellar absorption should be regarded as the minimum value of $\sim 3.2^{+6.2}_{-2.4} \times 10^{22}$ cm s $^{-1}$ (obs. 1 and obs. 2a). The large error of N_H does not allow us to reliably estimate the source distance. Nevertheless, we simply estimate the distance to AX J1841.0–0536 to be 1–10 kpc, assuming the average density in the galactic plane to be 1 H cm $^{-3}$. This value is consistent with that the transient source is located in the tangential point of the Scutum arm.

[cite]cite.koyamaKoyama et al.(1990) ([cite]cite.koyamaKoyama et al.(1990)) reported many X-ray transient sources in the Scutum arm with a flare of the order of 10^{36} erg s $^{-1}$, and suggested that most are Be/X-ray binaries. Since the hard X-ray spectrum, neutral iron line, erratic flux variability and coherent pulsations are characteristic of Be/X-ray binaries, AX J1841.0–0536 would be a member of this sub-class of X-ray pulsars. No optical counterpart has been found to confirm this classification. The luminosity is consistent with that of a “Type I outburst” of Be/X-ray binaries (000 [cite]cite.negueruelaNegueruela(1998)).

From a semi-empirical relation of the orbital period vs. pulse period and the X-ray luminosity (000 [cite]cite.corbet1984Corbet(1984); 000 [cite]cite.corbet1999Corbet et al.(1999)), we suggest that the orbital period of AX J1841.0–0536 is ~ 25 days. Be/X-ray binaries often exhibit flares with an in-

Table 1. Best-fit parameters for AX J1841.0–0536 for an absorbed power-law and a Gaussian model.*

Parameters	obs. 1	obs. 2a	obs. 2b	obs. 2c
Power-law				
Γ	1.0 (0.3–1.9)	2.0 (0.9–3.6)	0.7 (0.1–1.3)	1.1 (0.9–1.4)
Gaussian				
Center (keV)	6.4 (fixed)	6.4 (fixed)	6.4 (fixed)	6.4 (6.3–6.5)
EW [†] ($\times 10^2$ eV)	(< 4.7)	not determined	1.9 (< 4.3)	2.3 (1.0–3.8)
N_{H}^{\ddagger} ($\times 10^{22} \text{cm}^{-2}$)	3.2 (1.1–6.4)	3.2 (0.8–8.4)	4.3 (2.0–7.9)	7.2 (6.0–8.6)
Flux [§] ($\text{erg cm}^{-2} \text{s}^{-1}$)	2.0×10^{-11}	1.9×10^{-12}	1.3×10^{-11}	9.5×10^{-11}
Luminosity (erg s^{-1})	2.3×10^{35}	2.3×10^{34}	1.5×10^{35}	1.1×10^{36}
$\chi^2/\text{d.o.f}^{\#}$	13.2/21	15.1/13	41.9/34	43.2/50

* Errors and upper limits are at 90% confidence for one relevant parameter.

[†] Equivalent width.

[‡] Assuming the solar abundance ratio (000 [cite]cite.morrisonMorrison, McCammon(1983)).

[§] Estimated in the 2.0–10.0 keV band.

^{||} Assumed distance is 10 kpc (see section 4.)

[#] Degree of freedom.

terval of the orbital period (c.f. 4U 1223–62, 000 [cite]cite.watsonWatson et al.(1982); V 0332+53, 000 [cite]cite.stellaStella et al.(1985)) due to a gas surge during passage near to the peri-astron or across the equatorial plane. From AX J1841.0–0536, we observed two subsequent flares separated by ~ 0.6 d, which is much shorter than not only the predicted orbital period, but also the shortest orbital period known for a Be/X-ray binary pulsar, 16.7 days for A0538–66 (000 [cite]cite.corbet1997Corbet et al.(1997)).

te]cite.parmarParmar et al.(1989) ([cite]cite.parmarParmar et al.(1989)) reported that quasi-periodic flares with a 3.96 hr interval in the limited episode of a Be/X-ray binary EXO 2030+375, which has spin and orbital periods of ~ 42 s and 46.0 day respectively (000 [cite]cite.stollbergStollberg(1997)), are both different from the flare interval. They inferred that the quasi-periodic rapid flares, fast rise and exponential decay, are due to instabilities in the either magnetosphere (e.g., 000 [cite]cite.lambLamb et al.(1977)) or the accretion disk (e.g., 000 [cite]cite.taam1984Taam, Lin (1984)). Asymmetric flow of a stellar wind (e.g., 000 [cite]cite.taam1988Taam, Fryxell (1988)), or non-homogeneity of the OB star wind (e.g., 000 [cite]cite.baadeBaade(1984)) may also be a possible scenario. The same process can be applied to the two flares of AX J1841.0–0536, although the detailed structure, the flare profile, number, size and so on are significantly different from those of EXO 2030+375.

A remarkable feature of AX J1841.0–0536 is an eruptive on-set of a flare with a rise-time of ~ 1 hour. We note that other transient sources, AX J1845.0–0433 (000 [cite]cite.yamauchi1995Yamauchi et al.(1995)) and XTE J1739–302 (000 [cite]cite.smithSmith et al.(1998); 000 [cite]cite.sakanoSakano et al.(2001)), exhibit multiple flares with a fast-rise of a few hours, although no coherent pulsation has been found. We suspect that these new transients comprise a new sub-class of X-ray binaries, which provides a crucial test for the accretion-flow instability.

Therefore, further monitor observations on these unusual X-ray binaries are encouraged.

We thank all of the ASCA galactic ridge survey members. This research made use of the SIMBAD database, operated at CDS, Strasbourg, France. We also thank an anonymous referee, D. Yonetoku and K. Imanishi for their useful comments and suggestions. A.B. and J.Y. are supported by JSPS Research Fellowship for Young Scientists.

References

- [Baade(1984)] Baade, D. 1984, A&A, 135, 101
- [Bamba, Koyama (1999)] Bamba, A., & Koyama, K. 1999, IAU Circ., 7324
- [Burke et al.(1994)] Burke, B.E., Mountain, R.W., Daniels, P.J., Dolat, V.S., & Cooper, M.J. 1994, IEEE Trans. Nucl. Sci., 41, 375
- [Coe et al.(1996)] Coe, M.J., Fabregat, J., Negueruela, I., Roche, P., & Steele, I.A. 1996, MNRAS, 281, 333
- [Corbet(1984)] Corbet, R.H.D. 1984, A&A, 141, 91
- [Corbet et al.(1997)] Corbet, R.H.D., Charles, P.A., Southwell, K.A., & Smale, A.P. 1997, ApJ, 476, 833
- [Corbet et al.(1999)] Corbet, R.H.D., Marshall, F.E., Peele, A.G., & Takeshima, T. 1999, ApJ, 517, 956
- [Gotthelf et al.(2000)] Gotthelf, E.V., Ueda, Y., Fujimoto, R., Kii, T., & Yamaoka, K. 2000, ApJ, 543, 417
- [Hall et al.(2000)] Hall, T.A., Finley, J.P., Corbet, R.H.D., & Thomas, R.C. 2000, ApJ, 536, 450
- [Hayakawa et al.(1977)] Hayakawa, S., Itoh, K., Matsumoto, T., & Uyama, K. 1977, A&A, 58, 325
- [Kaneda et al.(1997)] Kaneda, H., Makishima, K., Yamauchi, S., Koyama, K., Matsuzaki, K., & Yamasaki, N.Y. 1997, ApJ, 491, 638
- [Koyama et al.(1990)] Koyama, K., Kawada, M., Kunieda, H., Tawara, Y., Takeuchi, Y., & Yamauchi, S. 1990, Nature, 343, 148
- [Lamb et al.(1977)] Lamb, F.K., Fabian, A.C., Pringle, J.E., & Lamb, D.Q. 1977, ApJ, 217, 197

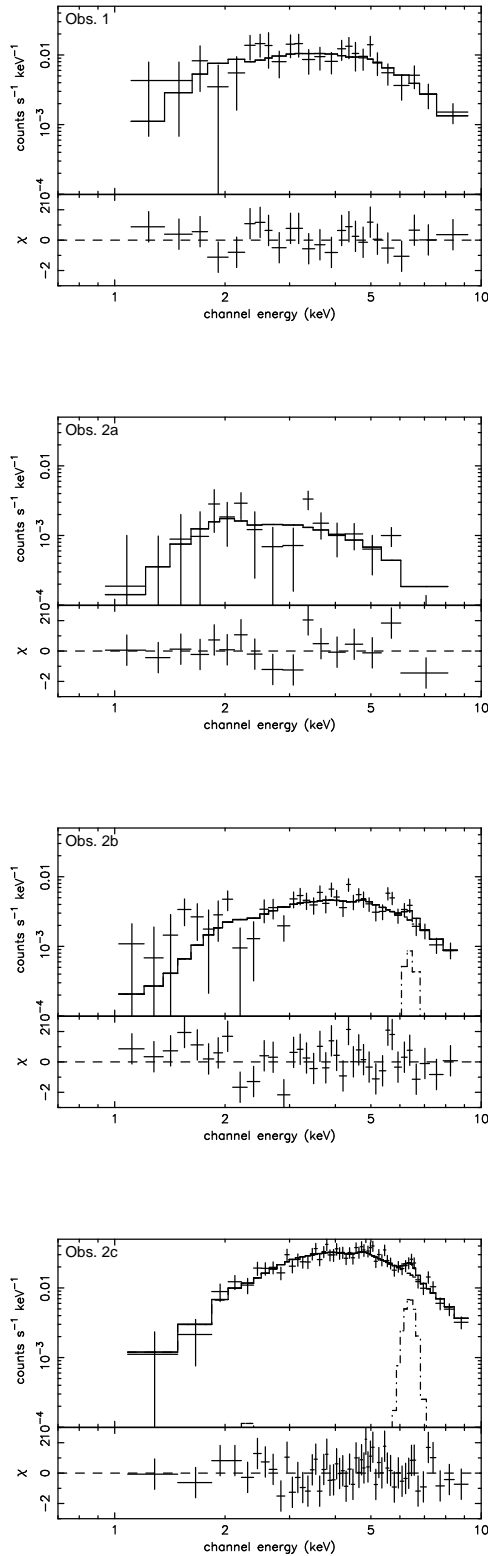


Fig. 4. Background-subtracted spectra (crosses) and the best-fit models (solid histograms). Data residuals are shown in the lower panel of each figure.

- [Morrison, McCammon(1983)] Morrison, R., & McCammon, D. 1983, *ApJ*, 270, 119
- [Negueruela(1998)] Negueruela, I. 1998, *A&A*, 338, 505
- [Ohashi et al.(1996)] Ohashi, T., Ebisawa, K., Fukazawa, Y., Hiyoshi, K., Horii, M., Ikebe, Y., Ikeda, H., Inoue, H., et al. 1996, *PASJ*, 48, 157
- [Parmar et al.(1989)] Parmar, A.N., White, N.E., Stella, L., Izzo, C., & Ferri, P. 1989, *ApJ*, 338, 359
- [Sakano et al.(2001)] Sakano, M., Koyama, K., Murakami, H., Maeda, Y., & Yamauchi, S. 2001, *ApJS*, submitted
- [Serlemitsos et al.(1995)] Serlemitsos, P.J., Jalota, L., Soong, Y., Kunieda, H., Tawara, Y., Tsusaka, Y., Suzuki, H., Sakima, Y., et al. 1995, *PASJ*, 47, 105
- [Smith et al.(1998)] Smith, D.M., Main, D., Marshall, F., Swank, J., Heindl, W.A., Leventhal, M., in't Zand, J.J.M., & Heise, J. 1998, *ApJL*, 501, L181
- [Stella et al.(1985)] Stella, L., White, N.E., Davelaar, J., Parmar, A.N., Blissett, R.J., & van der Klis, M. 1985, *ApJ*, 288, L45
- [Stollberg(1997)] Stollberg, M.T. 1997, PhD Thesis, University Alabama
- [Sugizaki et al.(2001)] Sugizaki, M., Mitsuda, K., Kaneda, H., Matsuzaki, K., Yamauchi, S., & Koyama, K. 2001, *ApJS*, 134, 77
- [Taam, Lin (1984)] Taam, R.E., & Lin, D.N.C. 1984, *ApJ*, 287, 761
- [Taam, Fryxell (1988)] Taam, R.E., & Fryxell, B.A. 1988, *ApJ*, 327, L73
- [Tanaka, Shibazaki(1996)] Tanaka, Y., & Shibazaki, N. 1996, *ARA&A*, 34, 607
- [Terada et al.(1999)] Terada, Y., Kaneda, H., Makishima, K., Ishida, M., Matsuzaki, K., Nagase, F., & Kotani, T. 1999, *PASJ*, 51, 39
- [Watson et al.(1982)] Watson, M.G., Warwick, R.S., & Corbet, R.H.D. 1982, *MNRAS*, 199, 915
- [Yamauchi et al.(1995)] Yamauchi, S., Aoki, T., Hayashida, K., Kaneda, H., Koyama, K., Sugizaki, M., Tanaka, Y., Tomida, H., & Tsuboi, Y. 1995, *PASJ*, 47, 189
- [Yamauchi, Koyama(1993)] Yamauchi, S., & Koyama, K. 1993, *ApJ*, 404, 620