

## REJECTION OF THE C<sub>7</sub> DIFFUSE INTERSTELLAR BAND HYPOTHESIS

B. J. MCCALL, J. THORBURN, L. M. HOBBS, T. OKA, AND D. G. YORK

Department of Astronomy & Astrophysics, University of Chicago, Chicago, IL 60637  
bjmccall@fermi.uchicago.edu

*Submitted to Astrophysical Journal Letters*

### ABSTRACT

Using the new high resolution ( $\sim 8$  km/s) echelle spectrograph on the 3.5-m telescope at the Apache Point Observatory, we have begun a high sensitivity survey of the diffuse interstellar bands in a large sample of reddened stars. Now that we are two years into this long-term survey, our sample includes over 20 reddened stars which show at least one of the DIBs that had been suggested to be caused by C<sub>7</sub>, based on the gas phase measurement of the C<sub>7</sub> spectrum by J. P. Maier's group.

The high quality astronomical data from this larger sample of stars, along with the spectroscopic constants from the new laboratory work recently reported by Maier's group, have enabled us to examine more carefully the agreement between C<sub>7</sub> and the DIBs. We find that none of the C<sub>7</sub> bands matches the DIBs in wavelength or expected profile. One of the DIBs ( $\lambda 5748$ ) attributed to C<sub>7</sub> is actually a stellar line. The two strongest DIBs attributed to C<sub>7</sub> ( $\lambda 6270$  and  $\lambda 4964$ ) do not vary together in strength, indicating that they do not share the same carrier.

On the whole, we find no evidence supporting the hypothesis that C<sub>7</sub> is a carrier of the diffuse interstellar bands.

*Subject headings:* ISM: molecules — line: identification — methods: laboratory — molecular data

### 1. INTRODUCTION

Perhaps the longest unsolved problem in astrophysical spectroscopy is that of the Diffuse Interstellar Bands (DIBs), a series of hundreds of absorption lines present in the visible spectra of nearly all reddened stars. It is now generally believed that the diffuse interstellar bands are caused by free molecules in the gas phase (Herbig 1995), but despite many decades of effort by astronomers and molecular spectroscopists, there has been no match between any subset of the diffuse bands and the gas-phase laboratory spectrum of an individual molecule.

Many astronomers and molecular spectroscopists were hopeful that this impasse had finally been broken when J. P. Maier's group reported (Tulej et al. 1998) a possible match between the gas-phase spectrum of C<sub>7</sub> and five DIBs in the catalog of Jenniskens and Désert (1994). The promising laboratory bands are all vibronic bands of the lowest electronic transition ( $A^2\Pi_u \leftarrow X^2\Pi_g$ ) of C<sub>7</sub>. The strongest of the reported bands, the origin ( $0_0^0$ ) band at 6270.2 Å, seemed to match the strong  $\lambda 6270$  DIB. The other four laboratory bands which seemed to match the DIBs were the  $1_0^1$  band at 5612.8 Å (DIB at  $\lambda 5610$ ),  $2_0^1$  at 5747.6 Å ( $\lambda 5748$ ),  $3_0^1$  at 6063.8 Å ( $\lambda 6065$ ), and the combination band  $1_0^2 3_0^1$  at 4963 Å ( $\lambda 4964$ ).

All five of these laboratory transitions seemed to agree with DIBs within about 2 Å, which is far closer agreement than had been achieved by any previously proposed DIB carrier. Many of the astronomical observations of the DIBs were at the limit of the sensitivity, as were the laboratory observations. Because it was not possible to infer the rotational or spin-orbit constants of C<sub>7</sub> from the laboratory work, it was unclear how the bands might shift in wavelength or profile as a function of temperature. For these reasons, agreement within  $\sim 2$  Å was sufficient to warrant further investigation.

Using initial data from our DIB survey (McCall, York, and Oka 2000), we confirmed the existence of four of the five DIBs, but had reservations about the  $\lambda 5748$  band. With data from four

reddened stars, it appeared that these four DIBs agreed reasonably well in both wavelength and relative intensities, given the uncertainties in the laboratory data. Additionally, in these four sources (HD 46711, HD 50064, HD 183143, and Cygnus OB2 12) the four bands seemed to vary together in intensity.

Recently, J. P. Maier's group has obtained laboratory data on the  $0_0^0$ ,  $1_0^1$ ,  $2_0^1$ , and  $3_0^1$  bands of C<sub>7</sub> with considerably higher resolution and sensitivity (Lakin et al. 2000). The authors performed theoretical calculations to estimate the ground- and excited-state rotational and spin-orbit constants, and then varied the spin-orbit constants to best fit their experimental spectrum. Since the overall profile of the spectrum is very different as the spin-orbit constants are varied, this approach results in a fairly unambiguous determination of the molecular constants (though not as unambiguous as would be possible from a fully rotationally-resolved spectrum). With the constants determined from the experiment, it is now possible to predict how the C<sub>7</sub> spectrum will change with temperature. Such predictions are essential in performing a detailed comparison with the DIBs.

At the same time, our DIB survey has progressed to the point where we now observe at least some of the bands attributed to C<sub>7</sub> in the spectra of over twenty reddened stars. Additionally, our data reduction pipeline has improved substantially, such that the aliasing which limited the signal-to-noise in our earlier work has been completely eliminated. These advances in both the laboratory and astronomical spectroscopy have prompted us to re-examine the case for C<sub>7</sub> as a diffuse band carrier.

### 2. OBSERVATIONS AND DATA REDUCTION

The observations reported here are part of our long-term survey of the DIBs in a large sample of stars. High resolution ( $R \sim 37,500$ ) visible (4000–10000 Å) spectra have been obtained with the Astrophysical Research Consortium Echelle Spectrograph (ARCES) on the 3.5-m telescope at the Apache Point Observatory. Data reduction is performed using standard IRAF routines, as described in detail by Thorburn (2000). A more

complete description of our DIB survey will be given in a future paper.

### 3. RESULTS AND DISCUSSION

#### 3.1. Simulation of $C_7^-$ spectra

Given the constants from Lakin et al. (2000) ( $B''=897$  MHz,  $B'=887$  MHz,  $A''_{SO}=27.4$   $\text{cm}^{-1}$ , and  $A'_{SO}=0.6$   $\text{cm}^{-1}$ ), we used the method of Hill and Van Vleck (1928) to calculate the energy levels of  $C_7^-$  and the intensity factors for the individual rotational lines within a given vibronic band. [We assumed the same constants for each vibronic band, as the vibrational dependence of the constants is expected to be smaller than the uncertainty in the determined constants.] The populations of the rotational states of  $C_7^-$  were then calculated using a Boltzmann expression at a given temperature, from which we were able to simulate the absorption spectrum. Temperatures between 10 K and 90 K were considered, as diffuse clouds can be expected to have temperatures within this range. For the linewidth of each transition, we assumed a Gaussian profile with full-width at half-maximum 10 km/s, which is the FWHM of the observed K I lines in HD 185418 and HD 229059 (two stars we have chosen for the comparison due to their narrow K I lines).

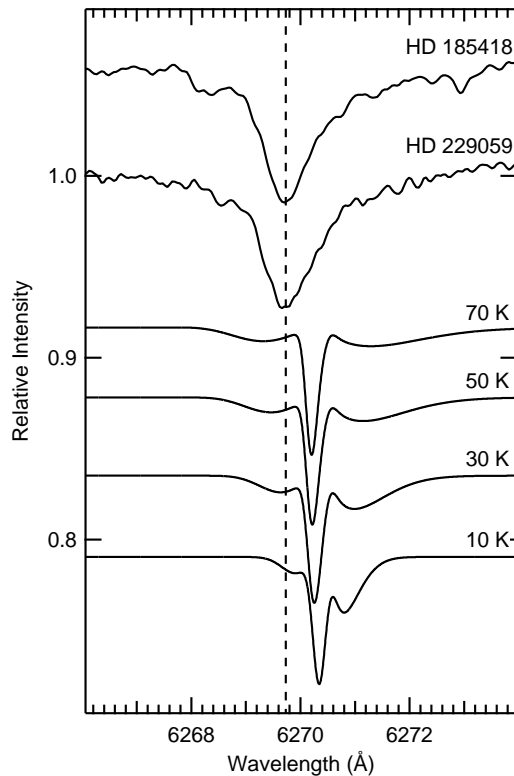


FIG. 1.— Spectra of the  $\lambda 6270$  DIB in two reddened stars (upper traces), compared with simulations of the  $\Omega''=1/2$  component of the  $A \leftarrow X 0_0^0$  origin band of  $C_7^-$  at various temperatures. The simulations assume a Gaussian linewidth of 10 km/s, derived from the K I  $\lambda 7699$  line (not pictured). Note the lack of agreement between  $C_7^-$  and the DIB, both in wavelength and in profile.

#### 3.2. Comparison between DIBs and simulated $C_7^-$ spectra

We begin by considering the  $\Omega''=1/2$  spin-orbit component of the origin ( $0_0^0$ ) band of  $C_7^-$ , in comparison with the  $\lambda 6270$  DIB. The origin band is naturally the strongest of the laboratory features, and  $\lambda 6270$  is also by far the strongest of the DIBs suggested to correspond to  $C_7^-$ . Figure 1 shows the spectra of

$\lambda 6270$  toward HD 185418 and HD 229059, along with the simulations of the  $C_7^-$  origin band at temperatures of 10, 30, 50, and 70 K. As can be seen from the figure, neither the central wavelengths nor the profiles of the  $C_7^-$  spectra agree with the  $\lambda 6270$  diffuse band. This disagreement argues strongly against the assignment of  $\lambda 6270$  to  $C_7^-$ .

In Figure 2 we consider both the  $\Omega''=1/2$  (left) and  $\Omega''=3/2$  (right) components of the  $C_7^-$  origin band. Because  $\Omega''=3/2$  is higher in energy, the intensity of the right-hand component increases with temperature, as evident in the simulations at 30, 60, and 90 K. In Figure 2, an (unreasonably large) *ad hoc* Gaussian linewidth of 30 km/s has been assumed in order to improve the agreement with  $\lambda 6270$ . It is difficult to state with certainty because of the presence of the strong  $\lambda 6284$  DIB, but it appears that there is little evidence for the  $\Omega''=3/2$  component in the astronomical spectra. However, because the intrinsic profile of the strong  $\lambda 6284$  DIB is not known, the presence of the  $\Omega''=3/2$  component cannot be definitively ruled out.

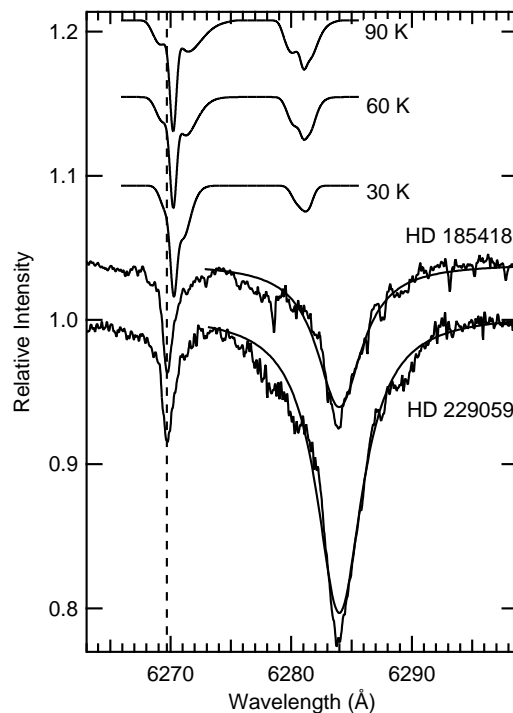


FIG. 2.— Simulations of both components ( $\Omega''=1/2$  on the left and  $\Omega''=3/2$  on the right) of the  $C_7^-$  origin band (upper traces). In this figure, the simulations were performed assuming an (unreasonably large) *ad hoc* linewidth of 30 km/s in order to better match the width of  $\lambda 6270$  for comparison. The lower traces show the spectra of HD 185418 and HD 229059. These spectra have been divided by standard stars (HD 149757 and HD 229059, respectively) in order to remove atmospheric absorption lines of  $O_2$ . The smooth curves are Lorentzian fits to the  $\lambda 6284$  DIB. See the text for a discussion of the  $\Omega''=3/2$  component.

Figure 3 compares the simulated spectrum of the  $1_0^1$  vibronic band of  $C_7^-$  to the  $\lambda 5610$  DIB. In this case, the wavelength discrepancy between the  $C_7^-$  band and the DIB is particularly egregious, over 2 Å. In addition, the profile is considerably different — the simulated spectrum shows a sharp band-head, while the DIB has a fairly Gaussian profile. There is no reason to attribute the  $\lambda 5610$  DIB to  $C_7^-$ , and no evidence for any astronomical feature resembling the  $1_0^1$  band of  $C_7^-$ .

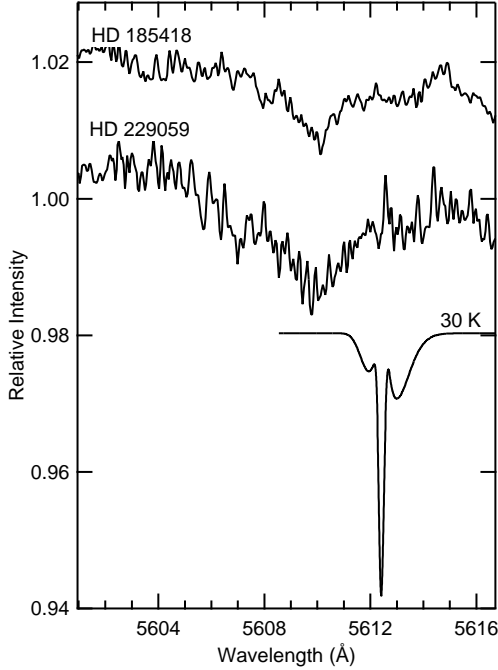


FIG. 3.— Spectra of the  $\lambda 5610$  DIB in HD 185418 and HD 229059, compared with a simulation (10 km/s linewidth) of the  $\Omega''=1/2$  component of the  $1_0^1$  band of  $C_7^-$  at 30 K. Note the disagreement in wavelength and profile between  $C_7^-$  and the DIB.

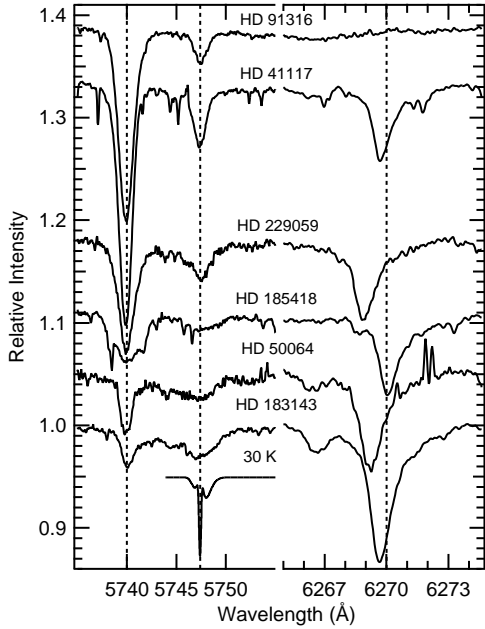


FIG. 4.— Spectra of the region near 5747 Å (left) and 6270 Å (right) in one unreddened star (HD 91316) and several reddened stars. The spectra have been shifted in wavelength to align the Si III stellar line at 5740 Å. Note that the feature at 5747 Å now has the same wavelength from star to star, in contrast to  $\lambda 6270$ . This, along with the fact that the 5747 Å feature is seen in the unreddened star HD 91316 where the diffuse bands are absent, shows that the 5747 Å line is a stellar feature rather than a DIB, and only  $\lambda 6270$  is of interstellar origin. For reference, a simulation of the  $C_7^- 2_0^1$  band (10 km/s linewidth) is also displayed.

Figure 4 shows the region where the  $2_0^1$  band of  $C_7^-$  is expected, as well as the  $\lambda 6270$  DIB (which has been suggested to correspond to the origin band). In this figure, the spectra have been shifted in wavelength in order to co-align the Si III stellar line at 5740 Å. It is easily seen from the figure that with this

wavelength shift, the feature at 5747 Å is also aligned, whereas the diffuse interstellar band  $\lambda 6270$  is no longer aligned. This implies that the feature which Jenniskens and Désert (1994) claim as a “certain” DIB at 5748 Å is, in fact, a stellar line. This is particularly clear from the strength of the feature in the unreddened star HD 91316 ( $\rho$  Leo) which shows no trace of the  $\lambda 6270$  DIB. Since “ $\lambda 5748$ ” is not of interstellar origin, it cannot be assigned to  $C_7^-$ .

Figure 5 examines the case of the  $3_0^1$  band of  $C_7^-$ , compared with the  $\lambda 6065$  DIB. Here we see that there is again a pronounced wavelength discrepancy  $\approx 1$  Å between  $C_7^-$  and the DIB. Once again, there is no evidence to support assigning  $\lambda 6065$  to  $C_7^-$ . [It is interesting to note that in our present sample of stars,  $\lambda 6065$  and  $\lambda 6270$  appear to be correlated in intensity. Thus, while these bands are probably not due to  $C_7^-$ , they may share a common or closely (chemically) related carrier.]

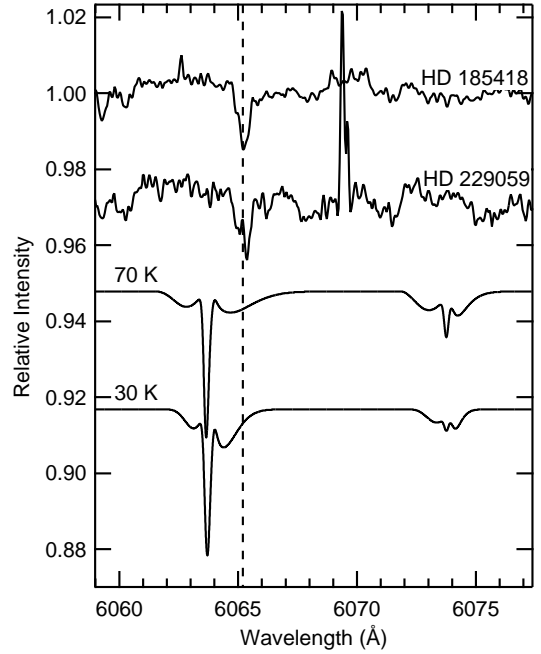


FIG. 5.— Spectra of the region near  $\lambda 6065$  in HD 185418 and HD 229059, along with simulations (10 km/s linewidth) of the  $C_7^- 3_0^1$  band at 30 K and 70 K. Note the poor wavelength agreement between  $C_7^-$  and the DIB.

### 3.3. Other bands of $C_7^-$

The combination band  $1_0^2 3_0^1$  is surprisingly strong in the laboratory spectrum of Tulej et al. (1998), and it was suggested that this band may correspond to the  $\lambda 4964$  DIB. Since the  $1_0^2 3_0^1$  band was not revisited in the experiment of Lakin et al. (2000), we cannot examine in detail its agreement with the  $\lambda 4964$  DIB. However, with our substantially larger sample of stars, we are in a position to re-examine the correlation between the intensities of  $\lambda 4964$  and  $\lambda 6270$  (supposedly the origin band of  $C_7^-$ ). If these two bands are due to the same species, they must have the same intensity ratio from star to star, as this ratio is determined solely by the Franck-Condon factors.

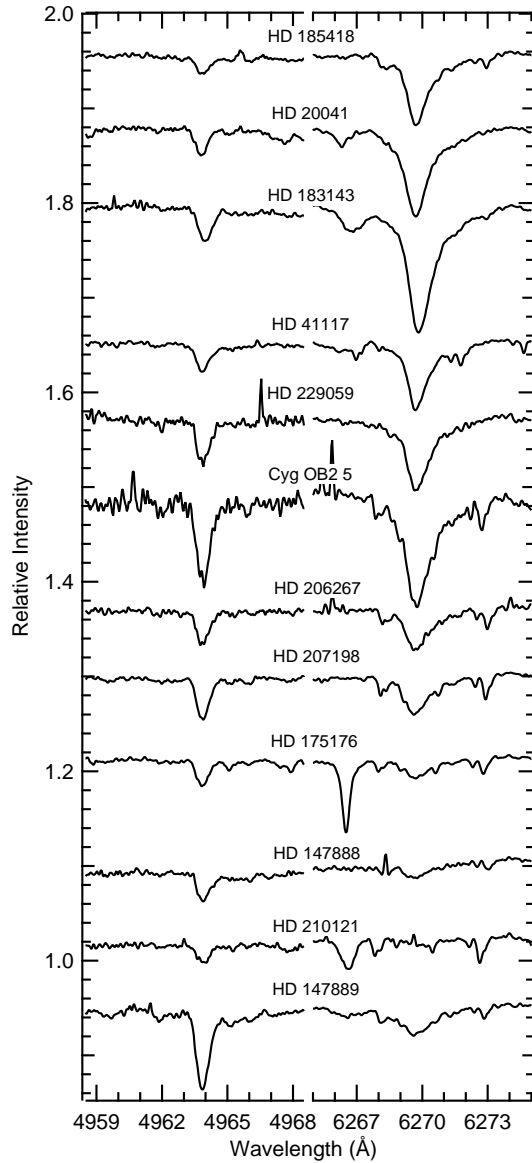


FIG. 6.— Spectra of the  $\lambda 4964$  (previously attributed to  $C_7^- 1_0^2 3_0^1$ ) and  $\lambda 6270$  ( $C_7^- 0_0^0$ ) DIBs in several reddened stars. Note the lack of correlation between the intensities of the two bands, indicating that they do not have a common carrier.

Figure 6 displays the spectra of  $\lambda 4964$  and  $\lambda 6270$  in a sample of twelve reddened stars. While it appeared in our original work (McCall, York, and Oka 2000) that these bands were correlated, this was apparently due to the small sample (4) of stars considered in that work. From this figure it is evident that in some stars (e.g. HD 183143 and HD 20041)  $\lambda 6270$  is much stronger than  $\lambda 4964$ , while in other stars (e.g. HD 147888 and HD 147889) the situation is reversed. This clearly rules out the possibility that both bands can be due to the same carrier, and

therefore they cannot both be due to  $C_7^-$ .

There are two other weak vibronic bands of the  $A \leftarrow X$  transition of  $C_7^-$  that were reported by Tulej et al. (1998). These both happen to be doublets:  $1_0^2$  at 5089.5 and 5095.7 Å, and  $1_0^1 3_0^1$  at 5449.6 and 5456.7 Å. We were not able to detect these bands in our astronomical spectra, but because of the intrinsic weakness of these bands (compared with the origin band) we were not able to set useful upper limits on them either. Similarly, we were not able to obtain a useful limit for the origin band of the  $B \leftarrow X$  band, which has a very small central depth due to its intrinsic broadness.

#### 4. CONCLUSIONS

The hypothesis that  $C_7^-$  is a diffuse interstellar band carrier has been very attractive on spectroscopic grounds alone — no previously proposed carrier has come so close to providing a wavelength match to any set of the diffuse bands. There are strong chemical arguments against this hypothesis: chemical models (Ruffle et al. 1999) are unable to reproduce the necessary abundance of  $C_7^-$ , even with the most favorable assumptions. This is due in large part to the destruction of  $C_7^-$  by hydrogen atoms, which has been recently confirmed to proceed with a fast rate coefficient (Barckholtz, Snow, and Bierbaum 2001). In spite of these chemical arguments, the approximate coincidence between the  $C_7^-$  and DIB wavelengths has been too close to ignore, given the uncertainties inherent in the previously available laboratory and astronomical work.

Armed with the spectroscopic constants of  $C_7^-$  from Lakin et al. (2000) and our improved sample of DIB observations, however, it is now clear that  $C_7^-$  fails the stringent tests enabled by high resolution spectroscopy. The origin band does not match  $\lambda 6270$  in wavelength or profile, and there is no sign of the higher-lying  $\Omega''=3/2$  component. The  $1_0^1$  band is way off in wavelength from  $\lambda 5610$  ( $\sim 2$  Å) and also does not agree with the profile of the DIB. The DIB attributed to the  $2_0^1$  band turns out to be a stellar line. The  $3_0^1$  band does not match  $\lambda 6065$  in wavelength or profile. Finally, the DIBs attributed to the  $1_0^2 3_0^1$  band ( $\lambda 4964$ ) and the origin band ( $\lambda 6270$ ) do not vary together in intensity, and therefore do not share a common carrier.

Close as the wavelength match appeared to be at first sight, there now seems to be no evidence to support the hypothesis that  $C_7^-$  is a carrier of the diffuse interstellar bands.

The authors thank J. P. Maier and his research group for providing their laboratory data in advance of publication. This work has made use of the NASA Astrophysics Data Service, as well as the SIMBAD database at the Centre de Données astronomiques de Strasbourg. This work has been supported by NSF grant PHYS-9722691 and NASA grant NAG5-4070. B.J.M. has been supported by the Fannie and John Hertz Foundation.

#### REFERENCES

- Barckholtz, C., Snow, T. P., and Bierbaum, V. M. 2001, *ApJ*, 547, L171  
 Herbig, G. H. 1995, *ARA&A*, 33, 19  
 Hill, E. and Van Vleck, J. H. 1928, *Phys. Rev.*, 32, 250  
 Jenniskens, P. and Désert, F.-X. 1994, *A&AS*, 106, 39  
 Lakin, N. M., Pachkov, M., Tulej, M., Maier, J. P., Chambaud, G., and Rosmus, P. 2000, *J. Chem. Phys.*, 113, 9586  
 McCall, B. J., York, D. G., and Oka, T. 2000, *ApJ*, 531, 329  
 Ruffle, D. P., Bettens, R. P. A., Terzieva, R., and Herbst, E. 1999, *ApJ*, 523, 678  
 Thorburn, J. 2000, *IRAF Data Reduction Guide for the ARC Echelle Spectrograph*, <http://www.apo.nmsu.edu/Instruments/echelle/>  
 Tulej, M., Kirkwood, D. A., Pachkov, M., and Maier, J. P. 1998, *ApJ*, 506, L69