

A&A manuscript no.
(will be inserted by hand later)

Your thesaurus codes are:
03 (11.01.2; 11.19.1; 11.19.3; 11.19.5)

The nuclear starburst activity in the Seyfert 2 galaxy NGC 7679

Q. S. Gu¹, J. H. Huang¹, J. A. de Diego², D. Dultzin-Hacyan², S. J. Lei¹,
and E. Benítez²

¹ Department of Astronomy, Nanjing University, Nanjing 210093, P.R. China

² Instituto de Astronomía, Universidad Nacional Autónoma de México, Apdo Postal 70-264,
Mexico D.F. 04510, México

Received — ; accepted —

Abstract. We present our recent spectrophotometric results of the infrared luminous Seyfert 2 galaxy NGC 7679. We find compelling evidence of the presence of a recent nuclear starburst, revealed by the observations of a) the spectral features of high order Balmer absorption lines, b) the weak equivalent widths for CaIIK λ 3933, CN λ 4200, G-band λ 4300 and MgIb λ 5173, and c) the suggested UV stellar wind resonance lines (N V λ 1240, Si IV λ 1400 and C IV λ 1550) in the IUE spectrum. Using the simple stellar population synthesis model, we find that in the nuclear $2'' \times 2''$ region, the contributions from the old, intermediate and young components are 21.7%, 42.9% and 35.4%, respectively. These nuclear starburst activities might be triggered by the close encounter with NGC 7682, as suggested by recent numerical simulations.

Key words: Galaxies: active — Galaxies: Seyfert — Galaxies: starburst — Galaxies: stellar content

1. Introduction

Observational evidence in the sense that the nuclear/circumnuclear starburst coexists with the central active nucleus has increased recently. In the study of a sample of Seyfert 2 galaxies, Storchi-Bergmann et al. (2000) and Gonzalez Delgado et al (2001) have found that about 30 to 50 % Seyfert 2 galaxies have nuclear starbursts. Since both of them might be related to gas inflow, which could be triggered by the axis-asymmetric perturbation (such as bars, tidal interactions or mergers), there is extensive speculation on the connection between starburst and nuclear activity (Norman & Scoville 1988; Terlevich

Send offprint requests to: Qiusheng Gu, email: qsgu@nju.edu.cn

et al. 1990; Heckman et al. 1995; Heckman et al. 1997; Gonzalez Delgado 1998; and see the recent review by Veilleux 2000). Gu et al. (2001) studied 51 Seyfert 2 galaxies from data available in the literature, and found that Seyfert 2 galaxies with no evidence of a hidden Seyfert 1 nucleus have characteristics in common with starburst galaxies.

There are several observable spectral signatures to find the nuclear starburst in Seyfert 2 galaxies. For example, in the ultraviolet (UV) band, the stellar wind resonance lines, such as N V $\lambda 1240$, Si IV $\lambda 1400$ and C IV $\lambda 1550$ (Heckman et al. 1995; Heckman et al. 1997; Gonzalez Delgado et al. 1998). In the optical, the broad emission lines of Wolf-Rayet stars around 4686 Å (Kunth & Contini 1999) and high order Balmer absorption lines originating in the photosphere of O, B and A stars (Gonzalez Delgado et al. 1999; Gonzalez Delgado et al. 2000). Recently, Cid Fernandes et al. (2001) have suggested a series of empirical criteria for the existence of starburst in Seyfert 2 galaxies, such as weak CaIIK $\lambda 3933$, low excitation lines and large far-infrared luminosity, etc.

In this paper, we report the presence of spectral signatures of nuclear starburst in the infrared luminous Seyfert 2 galaxy NGC 7679, with the infrared luminosity, L_{IR} , of $1.1 \times 10^{11} L_{\odot}$ (Veilleux et al. 1995 ; Veron-Cetty & Veron 2000) and the redshift (z) 0.01714 (corresponding to a distance of 68.5 Mpc, for $H_0 = 75 \text{ km s}^{-1} \text{ Mpc}^{-1}$ and $q_0 = 0$). NGC 7679 is one member of Arp 216, the other is NGC 7682, their projected separation is 89.6 kpc (Arp 1966). We suggest that the starburst activity in this galaxy might be related to the tidal interaction with NGC 7682, as indicated by recent numerical simulations (Barnes & Hernquist 1996; Mihos & Hernquist 1996). This paper is organized as follows. In Sect. 2 we describe our observations, data reduction and results. In Sect. 3 we discuss our results and summarize our conclusions in Sec. 4.

2. Observations and results

Spectra of NGC 7679 were obtained on Sept. 28-29, 2000, with the Boller & Chivens spectrograph attached to the 2.1m telescope of Observatorio Astronómico Nacional at San Pedro Martir (Mexico). We used a Thomson 2048×2048 CCD and a 600 lines/mm grating, which provides a dispersion of 83 Å/mm. The width of the long slit was set to 2" (i.e., 664 pc for NGC 7679). HeAr-spectra had been taken before and after the object spectra for wavelength calibration, and BD +28 4211 was selected from KPNO standards for flux calibration. The total exposure time was 10,800 s ($2,700\text{s} \times 4$). All spectra were reduced using standard IRAF ¹ procedures.

¹ IRAF is distributed by the National Optical Astronomy Observatory, which is operated by the Association of Universities for Research in Astronomy, Inc., under cooperative agreement with the National Science Foundation.

Table 1. Absorption and emission lines in NGC 7679

Wavelength (Å)	Ion	Equivalent Width (Å)
3727	[O II]	16.33 ^e
3750	H12	2.47
3770	H11	4.36
3797	H10	5.32
3835	H9	6.62
3889	H ζ	7.25
3933	CaII K	1.41
3970	H ϵ	6.73
4101	H δ	6.79
4200	CN band	0.35
4300	G band	0.68
4340	H γ	2.92 ^{a,e}
4861	H β	9.72 ^{b,e}
4959	[O III]	3.42 ^e
5007	[O III]	9.74 ^e
5173	MgIb	0.82

^a Corrected for stellar absorption of 6.0 Å using *specfit*.

^b Corrected for absorption of 5.7 Å.

^e Means for emission lines.

In Fig. 1, we show the central $2'' \times 2''$ region spectrum of NGC 7679, and in Table 1, we list all emission and absorption lines that we identify in the spectrum along with their respective equivalent widths (EWs). Stellar absorption wings clearly evolve the H β and H γ emission lines. For these lines, fluxes and EWs were obtained using the IRAF-*specfit* routine. The spectrum also shows the presence of high order Balmer absorption lines (up to H12), and several weak absorption lines, such as, CaIIK λ 3933, CN λ 4200, G-band λ 4300 and MgIb λ 5173.

3. Discussion

3.1. Stellar populations

To estimate the stellar population in the nuclear region of NGC 7679, we compare our observed spectrum with the evolutionary synthesis model, GISSSEL96 (Bruzual & Charlot 1996). Following Cid Fernandes et al. (2001), we use three components: an old and an intermediate populations, with ages > 1 Gyr and $\sim 10^8$ yr, respectively, and an $f_\lambda \sim \lambda^{-1}$ power-law component to account for either a scattered AGN continuum or a young starburst component, since it is impossible to disentangle the power-law AGN continuum

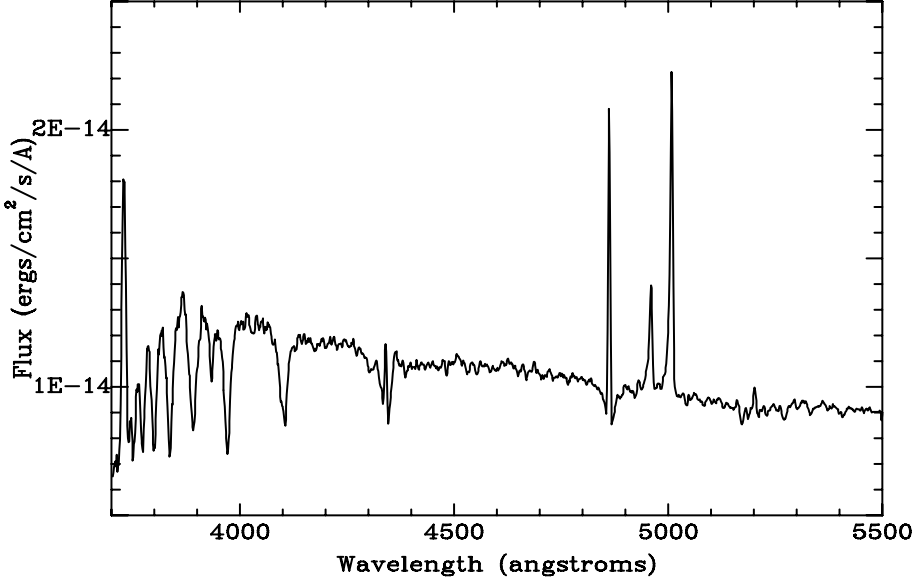


Fig. 1. The spectrum of NGC 7679, where we could see the clear higher order Balmer absorption lines.

from the contribution of a young starburst of an age ≤ 10 Myr (Storchi-Bergmann et al. 2000; Gonzalez Delgado et al. 2001 and Cid Fernandes et al. 2001).

We normalized all spectra at 4800 Å, and we compare parameters of continuum fluxes at 4020, 4510 and 5500 Å, as well as EWs of the absorption lines for CaIIK λ 3933, CN λ 4200 and G-band λ 4300. The relative errors on these quantities are set to less than 5%. Fig. 2 shows the observed spectrum and the three component population synthesis fit. The fractions of the power-law component, the intermediate and the old populations contributing to the total 4800 Å monochromatic light are 35.4%, 42.9% and 21.7%, respectively.

For comparison, we make use of the empirical formulae by Cid Fernandes et al. (2001) to derive the fractions of old and young population, the results are for the young, intermediate and old population, the fractions are 33.5%, 48.3% and 18.2%, respectively, which are consistent with our fitting results.

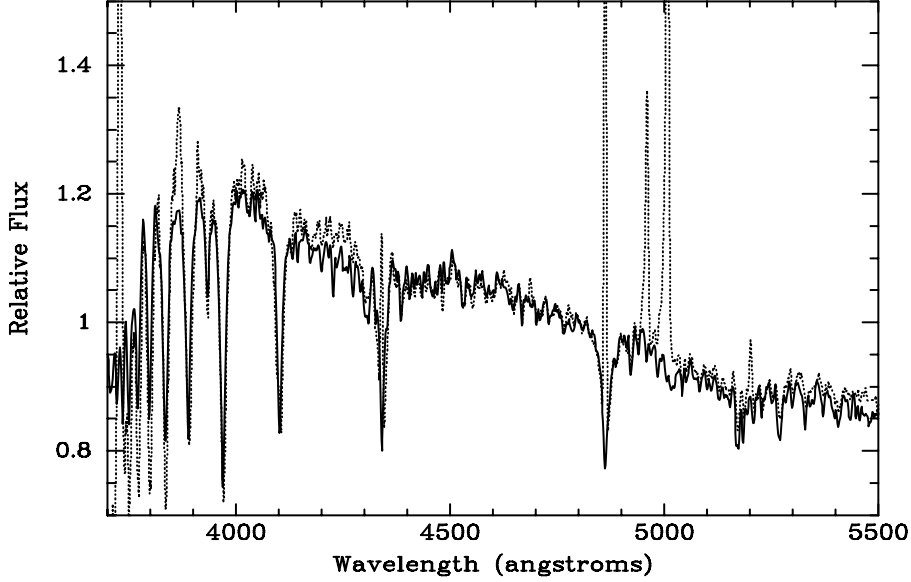


Fig. 2. The best-fitting spectrum for NGC 7679 with three-component population synthesis model (solid line), which is obtained by combining a power-law component with an intermediate age (10^8 yr) and an old (>1 Gyr) population. The relative contributions to the total 4800 Å monochromatic light are 35.4%, 42.9% and 21.7%, respectively. For comparison, the observed spectrum is superimposed with the dotted line.

3.2. UV spectroscopy

The presence of high order Balmer absorption lines indicate clearly the existence of intermediate-age stars in the nuclear region of NGC 7679. But the origin of the power-law component, accounting for about 35% of the total 4800 Å flux, may be the result of a young starburst or a scattered AGN continuum.

It is well known that the stellar wind resonance absorption lines (N V $\lambda 1240$, Si IV $\lambda 1400$ and C IV $\lambda 1550$) are unambiguous signatures of young starbursts in the UV band, as suggested by Heckman et al. (1995); Heckman et al. (1997); and Gonzalez Delgado et al. (1998). Unfortunately, these features can only be observed clearly in the brightest UV galaxies (Heckman et al. 1997; Gonzalez Delgado et al. 1998).

Is there any indication of young starburst in the UV spectrum of NGC 7679? We retrieved the UV spectrum for this object from the IUE public archive (Fig. 3). For comparison, we also plot the IUE and HST GHRS spectra of NGC 5135. NGC 5135 is

one of Seyfert 2 galaxies that presents clear nuclear starburst activity and high order Balmer absorption lines (Gonzalez Delgado et al. 1998).

Comparing IUE with HST GHRS spectra of NGC 5135, we checked that all typical absorption lines (as marked in Fig. 3) in high resolution and high S/N GHRS spectrum are also present in the IUE data, though the S/N is roughly low. At the same time, it is clear that all these stellar wind absorption lines are also present in NGC 7679, in particular, we could see the clear P-Cygni profile of C IV $\lambda 1550$, which is even more significant than that in NGC 5135. Although the IUE spectrum is marginal, we find the clear signature of a young starburst in the nuclear region of NGC 7679.

That the power-law component is the contribution of young starburst found in this work for NGC 7679 is consistent with a recent work by Cid Fernandes et al. (2001). These authors have found that all $x_{FC} \geq 30\%$ sources are confirmed Seyfert 2/starburst composites (where x_{FC} means the contribution from a power-law featureless continuum) and in these sources, the featureless continuum is dominated by nuclear/circumnuclear starburst, because in Seyfert 2 galaxies the scattered light from the central AGN cannot exceed $\sim 30\%$, otherwise we should observe the reflected broad lines directly and the galaxy would be no longer classified as a Seyfert 2 galaxy.

4. Conclusions

In this paper, we present the unambiguous evidence for the recent starburst activity in the nuclear region of NGC 7679, which are: the higher order Balmer absorption lines and weaker CaIIK $\lambda 3933$, CN $\lambda 4200$, G-band $\lambda 4300$ and MgIb $\lambda 5173$; and in the UV band, several stellar wind absorption lines. Using the simple three-component stellar population synthesis model, we obtain the nuclear stellar population could be 42.9% intermediate age (10^8 yr), 21.7% old (>1 Gyr) combining with a 35.4% power-law component, which might be from the young massive nuclear starburst activity.

Acknowledgements. We would like to thank Dr. Rosa Gonzalez Delgado for sending us their HST GHRS spectra. QSGU acknowledges support from UNAM postdoctoral program (Mexico) and support from National Natural Science Foundation of China and the National Major Project for Basic Research of the State Scientific Commission of China. And DD-H, JAD and EB acknowledge support from grant IN 115599 from PAPIIT-UNAM. This research has made use of NASA's Astrophysics Data System Abstract Service and the NASA/IPAC Extragalactic Database (NED) which is operated by the Jet Propulsion Laboratory, California Institute of Technology, under contract with the National Aeronautics and Space Administration.

References

Arp H.C., 1966, ApJS, 14, 1.

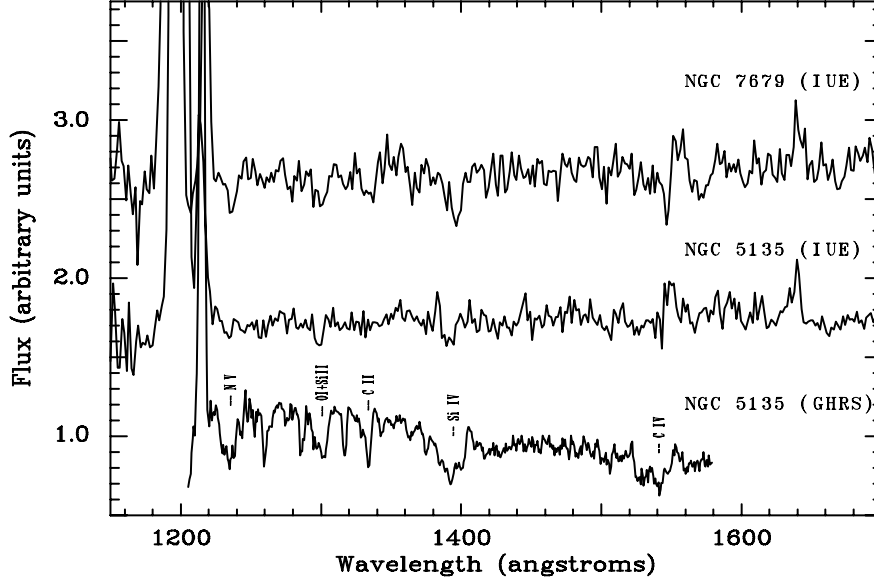


Fig. 3. Comparison the IUE UV spectrum of NGC 7679 with NGC 5135, and IUE with HST GHRS for NGC 5135. Though the IUE spectrum of NGC 5135 is somewhat low S/N, all these marginal absorption lines are clearly present in the GHRS spectrum. Several stellar wind absorption lines, such as N V λ 1240, Si IV λ 1400 and C IV λ 1550, can also be identified in the IUE spectrum of NGC 7679.

Barnes J. E., Hernquist L. 1996, ApJ, 471, 115.

Bruzual A.G., Charlot S., 1996, Galaxy Isochrone Synthesis Spectral Evolution Library, AAS, CD-ROM Series Vol. VII (GISSEL 96).

Cid Fernandes R., Heckman T., Schmitt H., Gonzalez Delgado R.M., Storchi Bergmann T., 2001, ApJ, in press. (astro-ph/0104186)

Gonzalez Delgado R.M., Heckman T., Leitherer C., Meurer G., Krolik J., Wilson A.S., Kinney A., Koratkar A., 1998, ApJ, 505, 174.

Gonzalez Delgado R.M., Leitherer C., Heckman T., 1999, ApJS, 125, 489.

Gonzalez Delgado R.M., Heckman T., Leitherer C., 2000, astro-ph/0001104.

Gonzalez Delgado R.M., Heckman T., Leitherer C., 2001, ApJ, 546, 845.

Gu Q.S., Dultzin-Hacyan D., de Diego J.A., 2001, Rev.Mex.Astron.Astrofis., 37, 3.

Heckman T.M., Krolik J., Meurer G., et al., 1995, ApJ, 452, 549.

Heckman T.M., Gonzalez-Delgado R.M., Leitherer C., Meurer G.R., Krolik J., Wilson A.S., Koratkar A., Kinney A., 1997, ApJ, 482, 114.

- Kunth D., Contini T., 1999, in IAU Symposium 193, Wolf-Rayet Phenomena in Massive stars and Starburst Galaxies, ed. K.A. van der Hucht, G. Koenigsberger & P.R.J. Eenens (San Francisco: ASP), 725.
- Mihos J. C., Hernquist L. 1996, ApJ, 464, 641.
- Norman C., Scoville N., 1988, ApJ, 332, 124.
- Storchi-Bergmann T., Raimann D., Bica E.L.D., Fraquelli H. A., 2000, ApJ, 544, 747.
- Terlevich E., Diaz A.I., Terlevich R., 1990, MNRAS, 242, 271.
- Veilleux S., Kim D.C., Sanders D.B., Mazzarella J.M., Soifer B.T., 1995, ApJS, 98, 171.
- Veilleux S., 2000, astro-ph/0012121.
- Veron-Cetty M.P., Veron P., 2000, ESO Sci. Rep., 19, 1.