

UVES-VLT Observations of the OIII Bowen Lines in RR Tel

Pierluigi Selvelli

C.N.R.-G.N.A. - Osservatorio Astronomico di Trieste, Via G.B. Tiepolo 11, I-34131 Trieste, Italia

Piercarlo Bonifacio

Osservatorio Astronomico di Trieste, Via G.B. Tiepolo 11, I-34131 Trieste, Italia

Abstract. The exceptional resolution of UVES has allowed the detection of weak spectral features and the separation of components in blended lines. The intensities of all of the OIII fluorescence lines produced by the O1, O3 and other channels, including the 5592 Å CE line, have been measured and their ratios compared with models.

1. Introduction

We have taken advantage of the extremely high spectral resolution in the VLT-UVES data to revisit the spectral features of the symbiotic nova RR Tel. We will consider here some aspects of these new observations, related to fluorescence mechanisms in the OIII lines. We refer to Selvelli and Bonifacio (2000) for a detailed description of the data and their reduction.

2. The OIII Bowen lines

It is well known (see Kastner and Bahtia (1996) (KB) for a comprehensive paper) that the excitation of the OIII Bowen lines is basically due to a fluorescence mechanism in which the He^+ resonance line at 303.78 Å, in an accidental near coincidence in wavelength with the 303.80 Å resonance transition of O^{2+} , pumps the $(2p3d)^3P_2$ level of O^{2+} (O1 process). Additional fluorescent processes might be also present, i.e., the excitation of the $\text{O}^{2+}(2p3d)^3P_1$ level due to possible overlap of the exciting He^+ line with the 303.69 Å resonance transition of O^{2+} (O3 process), and the (less probable) excitation of the $(2p3d)^3P_0$ level by pumping in the resonance line at 303.46 Å. Also, a charge-exchange mechanism (CE) seems at work for some of the lines produced in the decay from the 3P term. We recall that while some cascade lines are common to all processes, there are individual lines that are "specific", e.g. the 3444 Å and 3132 Å lines come only from the O1 process, the 3430 Å and 3121 Å only from O3, the 3408 Å and 3115 Å only from pumping of the 303.46 Å line, and the 5592.34 Å line (mult.5) from charge-exchange.

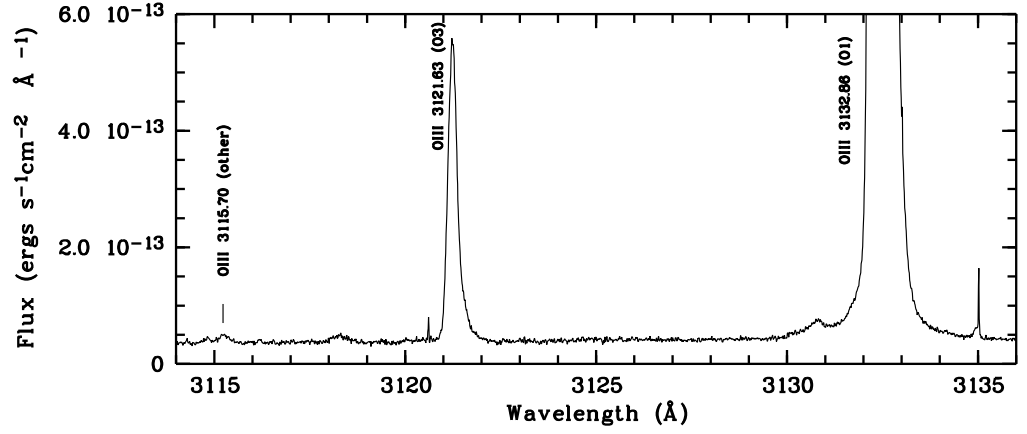


Figure 1. A region with OIII lines produced by the single O1, O3, and 303.46 Å (other) pumping processes.

Table 1. Bowen line intensities in RR Tel.

λ	Observed intensities ($10^{-13}\text{erg cm}^{-2}\text{s}^{-1}$)	Relative intensities (I(3444.10)=100)
3047.13	6.60	43.4
3059.30	0.67	4.4
3115.70	0.06	0.4
3121.63	1.68	11.1
3132.86	45.50	299.3
3299.36	1.96	12.9
3312.30	5.08	33.4
3340.74	7.17	47.2
3405.71	0.21 bl.	< 1.4
3408.11	0.21	1.4
3415.26	0.27	1.8
3428.63	2.03	13.3
3430.60	0.31	2.0
3444.10	15.20	100.0
3754.69	0.53	3.5
3757.24	0.10	0.7
3759.87	blend	/
3774.02	0.09	0.6
3791.27	0.156	1.0
3810.59	blend	/
5592.37	0.14	0.9
H β	101.5	667.8
HeII-3203	25.6	168.4

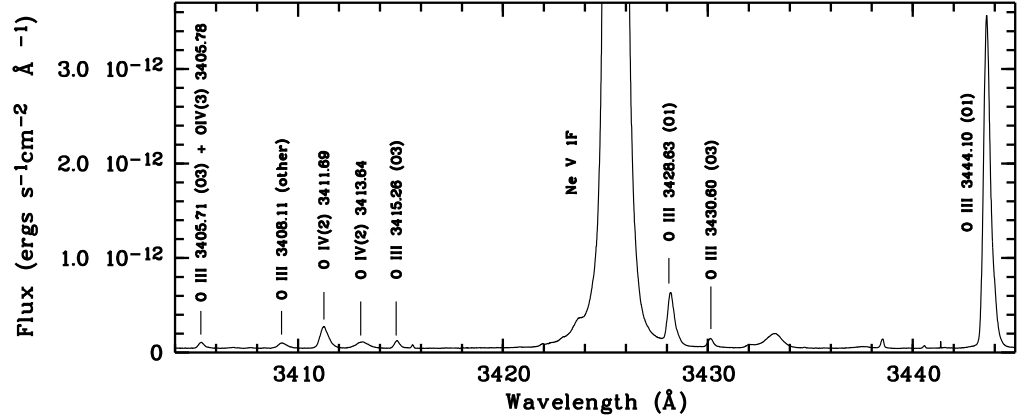


Figure 2. Another region with OIII lines produced by the single O1, O3 and 303.46 Å (other) pumping processes.

The knowledge of the intensities of these lines is fundamental to determine the relative contribution to the observed spectrum by the various processes previously mentioned. KB have pointed out that a "complete" Bowen system has not yet been observed because of bad covering in wavelength, scarce spectral resolution, lack of accurate line intensities, lack of overlap between data of various observers, the lack of sufficiently accurate intensities for the weak CE line at 5592 Å, and for the O3 process primary cascade line at 3121.6 Å being particularly disturbing. Very recently, Pereira, de Araújo, and Landaberry (1999), have presented the results of new observations in the range 3100-4100 Å on ESO data with spectral resolution of ~ 2.5 Å FWHM, in a study of Bowen fluorescence lines for a group of symbiotic stars, including RR Tel. The better resolution has increased the number of lines with adequate measurements and has made possible a comparison of line ratios with the predictions of models. However, errors in the line ratios of the order of 10 percent or larger (for the weaker lines) are still present.

Table 2. Comparison between the observed and predicted Bowen fluorescence line ratios.

line ratios	observed	BK	FF	SS
3133/3444	2.99	4.06	3.21	3.61
3428/3444	0.13	0.18	0.15	0.34
3405/3411	0.78	0.75	0.78	/
3415/3121	0.16	0.09	0.15	/
3299/3341	0.27	0.23	0.26	0.20
3299/3312	0.39	0.35	0.36	0.34
3791/3754	0.30	0.31	0.30	0.33

In our UVES data (spectral resolution ~ 0.05 Å FWHM) we have detected ALL of the OIII fluorescent lines in the range 3045-3880 Å, together with the

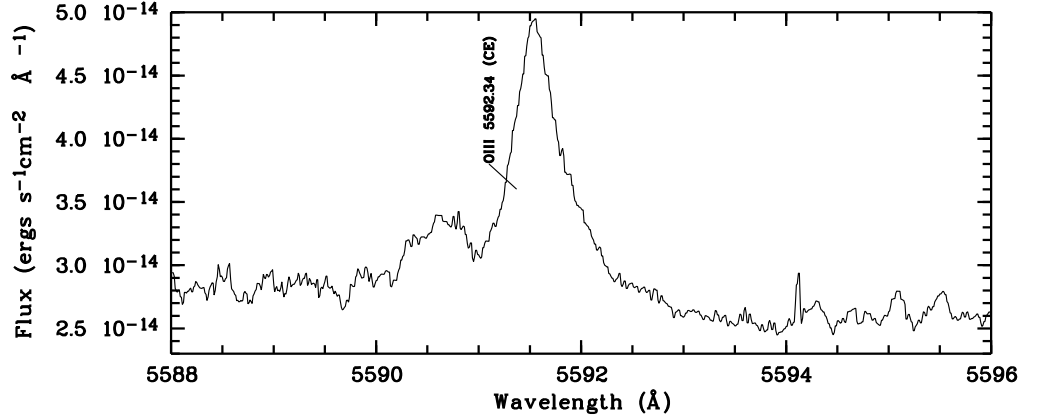


Figure 3. The region of the OIII 5592.37 Å line produced by the charge-exchange process

CE process line at 5592.37 Å. Figures 1, 2, and 3, are self-explaining and illustrate the exceptional quality of the data that have allowed the detection and measurement of the "pure" lines produced in the various excitation process, including the very weak line at 3408.11 Å associated with pumping in the 303.46 Å channel. Table 1 gives the line intensities in $\text{erg cm}^{-2} \text{s}^{-1}$ and the ratio with the reference line at 3444.10 Å. We have also included for comparison the intensity of H β and of the HeII 3203 Å line. The two lines at 3759.87 Å and at 3810.59 Å are blended with stronger lines (FeVII 3758.92 Å and OVI(1) 3811.35 Å, respectively) and their intensity is not given. The remaining lines are unblended except for the 3405.78 Å line that is partially affected by the presence of the OIV(3) line at 3405.78 Å. The high accuracy of the data will allow a detailed comparison with the predictions of theoretical models (Bhatia and Kastner (1993) (BK), Froese Fischer (1984) (FF), Saraph and Seaton (1980) (SS)). We limit ourselves here, following Pereira, Araújo, and Landaberry, to present in Table 2 a comparison between the observed and the predicted line ratios for some selected lines. It is clear from Table 2 that the best agreement in the overall ratios is with the Froese Fisher (1994) rates.

References

- Bhatia A.K., Kastner S.O., 1993, At. Data Nucl. Data Tables, 54, 133 (BK)
 Froese Fischer C., 1994, Phys. Scripta, 49,51 (FF)
 Kastner S.O., Bhatia A.K., 1996, MNRAS 279,1137 (KF)
 Pereira C.B., de Araújo F.X., Landaberry S.J.C., 1999, MNRAS 309,1074
 Saraph H.E., Seaton M.J., 1980, MNRAS 193,617 (SS)
 Selvelli P.L. and Bonifacio P.C., 2000, A&AL, in press