

GAMMA RAYS FROM MOLECULAR CLOUDS

F.A. AHARONIAN

Max-Planck-Institut für Kernphysik, Heidelberg

Abstract. High energy γ -rays from individual giant molecular clouds contain unique information about the hidden sites of acceleration of galactic cosmic rays, and provide a feasible method for study of propagation of cosmic rays in the Galactic Disk on scales ≤ 100 pc. I discuss the spectral features of π^0 -decay γ -radiation from clouds/targets located in proximity of relatively young proton accelerators, and speculate that such “accelerator+target” systems in our Galaxy can be responsible for a subset of unidentified EGRET sources. Also, I argue that the recent observations of high energy γ -rays from the Orion complex contain evidence that the level of the “sea” of galactic cosmic rays may differ significantly from the flux and the spectrum of local (directly detected) particles.

1. Introduction

The solution of the long-standing problem of the origin of galactic cosmic rays (GCRs) depends, to a large extent, on advances of γ -ray astronomy. The basic idea of this belief is straightforward and concerns both the acceleration and propagation aspects of the problem - while the localized sources of γ -rays exhibit the *sites* of particle acceleration, the angular and spectral distributions of diffuse γ -radiation give information about the *propagation* of CRs in the Galactic Disk.

The studies of the diffuse galactic γ -radiation by EGRET aboard the Compton GRO have already made a significant contribution to the knowledge of spatial distribution of low energy CRs in our Galaxy (Hunter et al., 1997). Furthermore, many famous representatives of different classes of potential particle accelerators like pulsars, shell-type supernova remnants, giant molecular clouds and associated with them star formation regions, are identified by EGRET as sources of ≥ 100 MeV radiation (Hartman et al., 1999). It should be noted, however, that most of the EGRET sources at low- and mid- galactic latitudes still do not have clear counterparts at other wavelengths (Gehrels et al., 2000). The next generation major space-based γ -ray detector, the GLAST (Gehrels and Michelson, 1999) with its superior flux sensitivity (see Fig. 1) and good angular resolution will be able to reveal the nature of these hot spots. GLAST offers a broad - up to 100 GeV for bright and flat-spectrum sources - spectral coverage, which ensures the great role of



this instrument for studies of GCRs of intermediate energies, typically between 1 GeV and 1 TeV. The energy region of γ -rays beyond 100

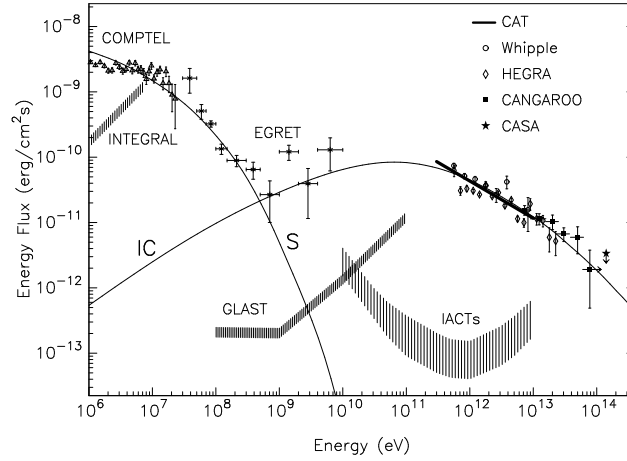


Figure 1. The energy flux sensitivities of GLAST and future IACT arrays. For comparison, the broad-band γ -ray spectrum of the Crab Nebula is also shown.

GeV is the domain of ground-based gamma-ray astronomy, and could be best explored by so-called imaging atmospheric Cherenkov telescope (IACT) systems (see e.g. Aharonian and Akerlof, 1997). The very high energy (VHE) region of γ -rays from 100 GeV to 100 TeV presents a special interest, because these γ -rays carry direct information about the sources responsible for formation of the most energetic part of the spectrum of GCRs extending to the so-called ‘knee’ around 10^{15} eV. The range of flux sensitivities that could be achieved by future IACT systems is shown in Fig. 1 (Aharonian, 1999). It is seen that GLAST and future IACT arrays could probe point sources in a broad energy region from 0.1 GeV to 10 TeV at the energy flux level between 10^{-13} and 10^{-12} erg/cm²s. For comparison, the flux of the Crab Nebula, the best studied galactic γ -ray source, exceeds 10^{-11} erg/cm²s both at TeV and GeV energies (see Fig. 1). Thus, all extraterrestrial sources of high energy γ -rays with fluxes as low as 10 mCrab should be detected by GLAST and/or future IACT arrays. In particular, these instruments should be able to reveal the sites of most powerful accelerators of CR protons in our Galaxy, more specifically to detect π^0 -decay γ -rays from shell-type SNRs (Drury et al., 2001) as well as from other possible non-thermal galactic source populations like pulsars, X-ray binaries, microquasars, etc. (see e.g. Aharonian, 1999).

In this paper I do not intend to review the high energy γ -ray sources, but rather I shall focus on a specific class of objects - giant molecular

clouds (GMCs) located in the vicinity of CR accelerators. The existence of the CR accelerator by itself is a necessary but not sufficient condition for effective γ -ray production; obviously we need the second component, a *target*. The GMCs seem to be ideal objects to play that role in our Galaxy. These objects are connected with star formation regions which are believed to be the most probable (with or without SNRs) birth places of GCRs (Montmerle, 1979; Casse and Paul, 1980).

2. Giant Molecular Clouds as tracers of cosmic rays

One of the principal parameters which determine the γ -ray visibility of GMCs is M_5/d_{kpc}^2 , where $M_5 = M_{\text{cl}}/10^5 M_\odot$ is the diffuse mass of the cloud located at a distance $d_{\text{kpc}} = d/1 \text{ kpc}$ from the observer. Assuming that γ -rays are produced by interaction of CRs with the ambient gas,

$$F_\gamma(\geq E_\gamma) \simeq 10^{-7} \left(\frac{M_5}{d_{\text{kpc}}^2} \right) q_{-25}(\geq E_\gamma) \text{ cm}^{-2} \text{ s}^{-1}, \quad (1)$$

where $q_{-25}(\geq E_\gamma) = q_\gamma(\geq E_\gamma)/10^{-25} (\text{H} - \text{atom})^{-1} \text{ s}^{-1}$ is the γ -ray emissivity. In a “passive” GMC, i.e. in a cloud submerged in the “sea” of GCRs, assuming that the level of the “sea” of GCRs is the same as the proton flux measured at the Earth,

$$J_\odot^{(\text{p})}(E) = 2.2 E_{\text{GeV}}^{-2.75} \text{ cm}^{-2} \text{ s}^{-1} \text{ sr}^{-1} \text{ GeV}^{-1}, \quad (2)$$

the γ -ray emissivity above 100 MeV is equal to $q_{-25}(\geq 100 \text{ MeV}) = 1.53 \eta (\text{H} - \text{atom})^{-1} \text{ s}^{-1}$, where the parameter $\eta \simeq 1.5$ takes into account the contribution of nuclei both in CRs and in the interstellar medium (Dermer, 1986). A “passive” cloud can be detected at the EGRET sensitivity level, if $M_5/d_{\text{kpc}}^2 \geq 10$, taking into account large angular size (typically, several degree or more) of objects with $M_5/d_{\text{kpc}}^2 \sim 10$. At energies $E \gg 1 \text{ GeV}$, $J(\geq E) \simeq 1.5 \times 10^{-13} (E/1 \text{ TeV})^{-1.75} (M_5/d_{\text{kpc}}^2) \text{ ph/cm}^2 \text{ s}$ (Aharonian, 1991), thus even for $M_5/d_{\text{kpc}}^2 \sim 10$ (there are only several clouds in the Galaxy with such a large value), detection of γ -rays from “passive” clouds above 10 GeV is an extremely difficult task both for GLAST and ground-based γ -ray detectors.

Nevertheless, searches for very high energy γ -rays from GMCs present a certain interest because of possible existence of high-energy CR accelerators nearby or inside GMCs (Issa and Wolfendale, 1981; Ormes et al., 1988; Aharonian, 1995; Aharonian and Atoyan, 1996). Indeed, assuming that CRs with total energy W_p injected by a source into the ISM during their propagation reach at the instant t a radius $R(t)$, the mean energy

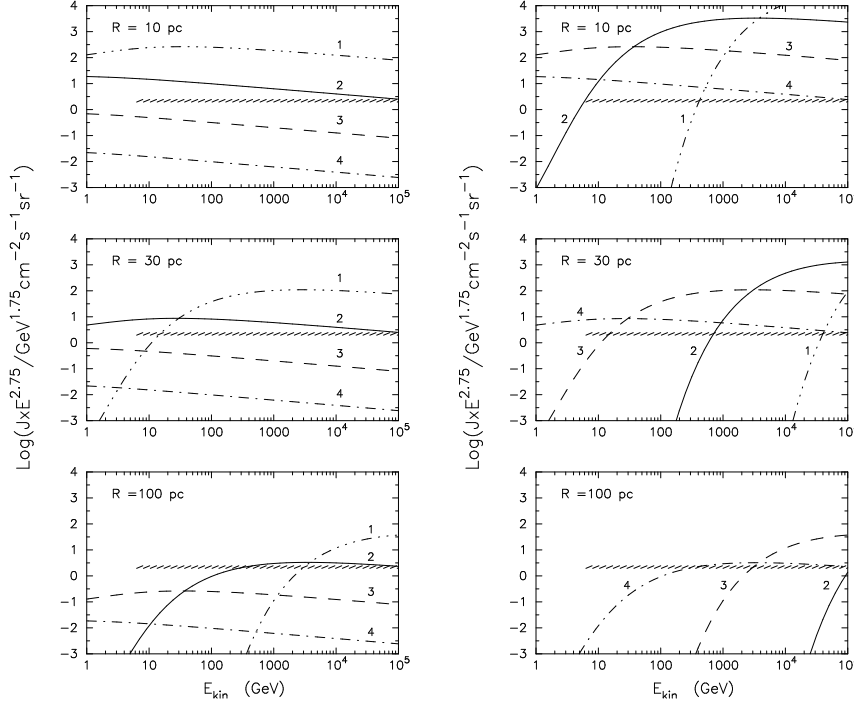


Figure 2. Temporal and spectral evolution of CR fluxes at different (10 pc, 30 pc, and 100 pc) distances from an *impulsive* proton accelerator. The power-law proton spectrum with $\alpha = 2.2$ and total energy $W_p = 10^{50}$ erg is supposed. The curves 1, 2, 3, and 4 correspond to the age of the source $t = 10^3$ yr, 10^4 yr, 10^5 yr, and 10^6 yr, respectively. The energy-dependent diffusion coefficient $D(E)$ with power-law index $\delta = 0.5$ is supposed. Figure 2a (on the left) and Figure 2b (on the right) are for $D_{10} = 10^{28}$ and $D_{10} = 10^{26}$ cm²/s, respectively. The hatched curve shows the local (directly measured) flux of CR protons. (From Aharonian and Atoyan, 1996).

density of CRs is equal to $w_p \approx 0.5 (W_p/10^{50} \text{ erg})(R/100 \text{ pc})^{-3} \text{ eV/cm}^3$. Thus, in the regions up to 100 pc around the CR accelerators with $W_p \sim 10^{50}$ erg, the density of relativistic particles at some stages, depending on the time history of particle injection and the character of their propagation in the ISM, may significantly exceed the average level of the “sea” of GCRs, $w_{\text{GCR}} \sim 1 \text{ eV/cm}^3$. In Fig. 2 the differential fluxes of protons, at distances $R = 10, 30$, and 100 pc from an “impulsive” accelerator, with total energy $W_p = 10^{50}$ erg released in the form of relativistic protons, are shown. The spectrum of CRs at the given time and coordinates can significantly differ from the source spectrum. While the energy-independent diffusion leads to variation of the CR flux without change of the spectral form, the energy-dependent diffusion results in a modification of the particle spectrum. In Fig. 2 the

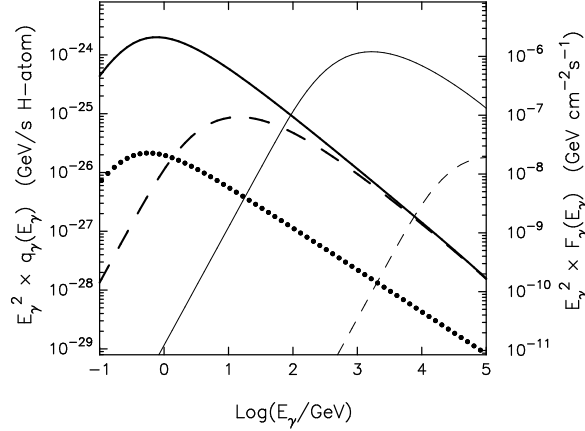


Figure 3. Gamma-ray emissivities in terms of $E_\gamma^2 \times q_\gamma(E_\gamma)$ at different times t and distances R from a proton accelerator. The right-hand side axes shows the γ -ray fluxes, $E_\gamma^2 \times F_\gamma(E_\gamma)$, which are expected from a cloud with parameter $M_5/d_{\text{kpc}}^2 = 1$. The thin and heavy curves correspond to times $t = 10^3$ and 10^5 yr, respectively. The fluxes at distances $R = 10$ and 30 pc are shown by solid and dashed lines. The power-law index, the total energy of protons, and the diffusion coefficient are the same as in Fig. 2b. The curve shown by full dots corresponds to the γ -ray emissivity (and flux) calculated for local CR protons. In order to take into account the contribution of nuclei, all curves should be increased by a factor of $\eta \approx 1.5$. (From Aharonian and Atoyan, 1996).

diffusion coefficient is assumed in a power-law form, $D(E) \propto E^{0.5}$ above 10 GeV, and constant below 10 GeV. The commonly used value for diffusion coefficient at 10 GeV, $D_{10} = D(10\text{GeV})$, is about $10^{28} \text{ cm}^2/\text{s}$, however smaller values, e.g. $D_{10} = 10^{26} \text{ cm}^2/\text{s}$ cannot be excluded, especially in the active star formation regions.

The emissivity of the π^0 -decay γ -rays within 30 pc of relatively young, $t \leq 10^5$ yr, CR sources may significantly exceed the γ -ray emissivity introduced by the “sea” of GCRs, if the energy release in relativistic particles per accelerator, like a supernova remnant or a pulsar, $W_{50} \geq 0.01$ (see Fig. 3). Under these circumstances the existence of massive gas targets like molecular clouds in these regions may result in γ -ray fluxes detectable by EGRET, if $(W_{50} \cdot M_5)/d_{\text{kpc}}^2 \sim 0.1$. In the case of energy-dependent propagation of CRs, large variety of γ -ray spectra is expected, depending on the age of the accelerator, duration of injection, the diffusion coefficient, and the location of the cloud with respect to the accelerator. Therefore, at least part of the low-latitude unidentified EGRET sources, exhibiting a broad range of photon indices, $\Gamma \sim 1.7 - 3.1$ (Merck et al., 1996), could be explained as fortuitous location of CR accelerators in the proximity of massive

molecular clouds. A special interest could present also the mid-latitude EGRET sources which likely associate with the Belt Gould of massive stars and gas clouds (Grenier, 2000a; Gehrels et al., 2000). If this is the case, GLAST will be able to identify these EGRET hot spots, as well as to detect many more similar, but fainter (by one or two orders of magnitude) objects.

The comparison of γ -ray fluxes from clouds located at different distances from an accelerator, may provide unique information about the CR diffusion coefficient $D(E)$. Similar information may be obtained from a *single* γ -ray emitting cloud, but in different energy domains. For the energy-dependent propagation of CRs the probability for simultaneous detection of a cloud in GeV and TeV γ -rays is not very high, because the maximum fluxes at these energies are reached at different epochs (see Fig. 3). The higher energy particles propagate faster and reach the cloud earlier, therefore the maximum of GeV γ -radiation appears at the epoch when the maximum of the TeV γ -ray flux is already over. Meanwhile, in the case of energy-independent propagation (e.g. due to strong convection) the ratio $F_\gamma(\geq 100 \text{ MeV})/F_\gamma(\geq 100 \text{ GeV})$ is independent of time, therefore the clouds which are visible for EGRET at GeV energies would be detectable also at very high energies, provided that the spectral index of the accelerated protons $\alpha \leq 2.3$.

3. On the level of the “sea” of galactic cosmic rays

The effective mixture of CRs from individual sources, during their propagation in the interstellar magnetic fields on time-scales $\tau \geq 10^7$ yr, determines the average density of CRs throughout the galactic disk - the level of the “sea” of GCRs. The expected small variation of the latter on large galactic scales does not, however, exclude non-negligible gradients of the CR flux on smaller (typically ≤ 100 pc) scales, in particular in the proximity of young CR accelerators.

It is generally believed that the *local*, i.e. directly measured at the Earth, flux of CRs (LCRs) gives a correct estimate for the level of the “sea” of GCRs. However, strictly speaking, this is an *ad hoc* assumption. In fact, it is not obvious that LCRs should be taken as undisputed representative of the whole galactic population of relativistic particles. In other words, we cannot exclude that the flux of LCRs could be dominated by a single or few local sources¹, especially given the fact

¹ This statement is certainly true for the observed TeV electrons which suffer severe synchrotron and inverse Compton losses, and thus reach us, for any reasonable assumption about the diffusion coefficient, from regions no farther than a few hundred parsecs (Nishimura et al., 1980; Aharonian et al., 1995).

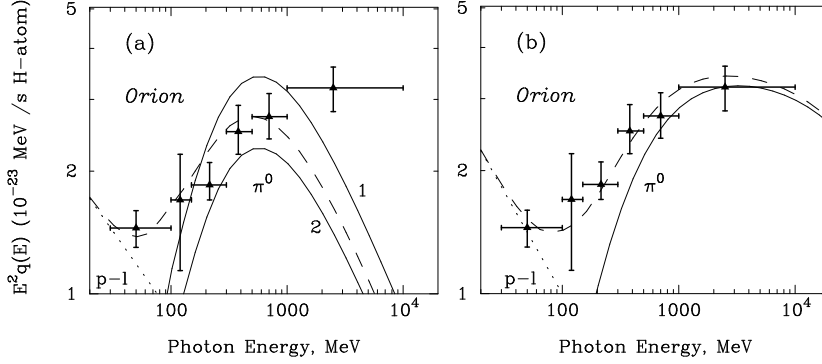


Figure 4. Gamma-ray emissivity in the Orion region. The experimental points are from Digel et al. (1999). The spectra of π^0 -decay γ -rays are shown by solid lines. The power-law (p - l) components at low energies, with the photon index $\Gamma = 2.4$, are shown by dotted lines. The dashed lines correspond to the total, “ $\pi^0 + p$ - l ” spectra. (a) π^0 -decay γ -ray emissivity calculated for the LCRs flux (curve 1), and for a 1.5 times lower flux (curve 2). The dashed curve corresponds to the sum of the latter and the low energy p - l component; (b) π^0 -decay γ -ray emissivity (solid curve) calculated for the CR proton flux with power-law index $\alpha = 2.1$ and energy density $w = 0.7 \text{ eV/cm}^3$. The dashed curve corresponds to the superposition of the π^0 -decay and p - l components. Note that the flux of the p - l component is assumed somewhat higher than in Fig. 4a.

that the Solar system is located in a extraordinary region - inside active star formation complexes of the the so-called Gould Belt with essentially (more than factor of 3) enhanced core-collapse supernovae rate (Grenier, 2000b). Because of possible contamination of the “sea” of GCRs by nearby CR sources, we may expect significant deviations of both the spectrum and the energy density of LCRs from the spectrum and density of GCRs. Apparently, the “GCRs \equiv LCRs” is an attractive *hypothesis* which however still lacks robust *observational* tests. Such an inspection can be uniquely done by observations of high energy γ -rays from GMCs. Although this method generally requires detailed spectroscopic measurements for an ensemble of individual GMCs with known distances d_{kpc} and masses M_5 , a reliable detection of γ -radiation from even a single *under-luminous* GMC, i.e. a cloud emitting γ -rays below the expected “standard” flux (dotted curve in Fig. 3), would imply that the CR flux we observe at the Earth is our local “fog” obscuring the genuine flux of GCRs. Below I argue that the γ -observations of the Orion complex contain evidence for such a dramatic conclusion with important astrophysical implications for the origin of CRs.

The extensive study of high energy diffuse emission towards Orion by EGRET allowed an accurate measurement of the emissivity in the

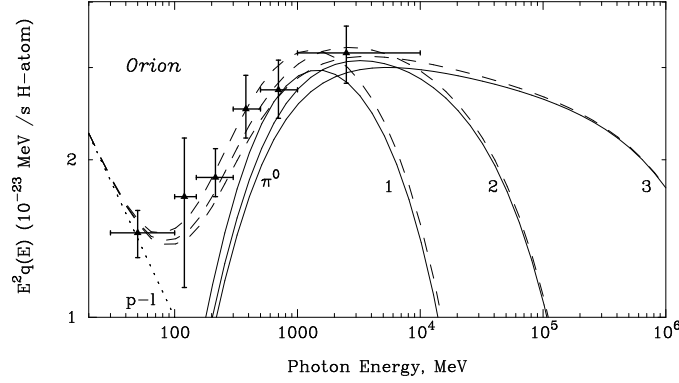


Figure 5. Differential γ -ray emissivities in the Orion region. The curves 1, 2 and 3 correspond to emissivities calculated for CR spectra with the same power-law index $\alpha = 2.1$, but with exponential cutoff at 3 different energies, $E_0 = 100$ GeV, 1 TeV, and 10 TeV, respectively. The corresponding energy densities of CR protons are: $w_p = 0.55, 0.7$, and 0.85 eV/cm³. At low energies an additional power-law component of radiation ($\propto E^{-2.4}$) is also assumed (dotted curve). The superpositions of π^0 -decay and power-law components are shown by dashed curves.

Orion region above 100 MeV, $q_\gamma/4\pi = (1.65 \pm 0.11) \times 10^{-26} \text{ s}^{-1} \text{ sr}^{-1}$, and, more importantly, a derivation of the *differential* emissivity in a broad, 30 MeV to 10 GeV energy region (Digel et al., 1999). These measurements, together with γ -ray emissivities calculated under different assumptions about the CR flux and spectrum, are shown in Fig. 4. The emissivity of π^0 -decay γ -rays that corresponds to the local proton flux represented by Eq. (2), assuming an additional 50 per cent contribution from α -particles and other nuclei, is shown in Fig. 4a (curve 1). Although the predicted integral emissivity above 100 MeV, $q_\gamma/4\pi \simeq 1.8 \times 10^{-26} \text{ s}^{-1} \text{ sr}^{-1}$, almost coincides with the measured emissivity, it is difficult to find a good fit to the derived γ -ray spectrum without assuming an additional low energy, e.g. a power-law component (dotted line). The latter with photon index $\Gamma \sim 2.3 - 2.5$ could be naturally attributed to the bremsstrahlung of primary or secondary (i.e. π^\pm -decay) electrons. It is seen from Fig. 4a that the superposition of the ‘power-law’ and ‘ π^0 -decay’ contributions satisfactorily fits (dashed line) the derived experimental points, if we ignore the last, 1 to 10 GeV EGRET point. Note, however, that such a fit is achieved assuming a reduced, by a factor of 1.5, CR flux in Orion compared with the local CR flux. Perhaps, we should not overemphasize this difference, taking into account non-negligible systematic errors in the reported fluxes of local CRs, as well as uncertainties in the hydrogen column density used for derivation of the γ -ray emissivity.

However, the discrepancy becomes really significant if we include in the fit the measured highest energy point at 1-10 GeV. This point apparently requires harder CR spectrum. The lack of γ -ray measurements above 10 GeV do not allow robust constraints on the power-law index, but, most probably, it should not exceed 2.3. In particular, Fig. 4b shows that a good fit to the EGRET data could be achieved assuming a flat spectrum of protons with power-law index $\alpha = 2.1$, and energy density of particles below $E \leq 1$ TeV at the level of $w = 0.7 \text{ eV/cm}^3$, which is by a factor of 1.7 less than the energy density of local CR protons given by Eq. (2). Note that the fit in Fig. 4b does not include the γ -ray flux produced by the “sea” of GCRs. This implies that the bulk of the observed γ -ray flux is contributed by particles accelerated within the Orion complex, with a significantly less (although unavoidable) contribution from GCRs homogeneously distributed throughout the galactic disk, and freely passing through the molecular clouds. An extra contribution by GCRs around 1 GeV would lead to an overproduction of γ -rays, unless we assume that the level of the “sea” of GCRs at energies $\sim 1 - 100$ GeV does not exceed, for the given γ -ray flux uncertainties, approximately 1/3 of the directly measured flux of LCRs. Such a dramatic conclusion formally could be avoided speculating that CRs cannot freely penetrate into the dense clouds (see, however, Cesarsky and Völk, 1978). For example, assuming that the coefficient of reflectivity of CRs from a cloud decreases with energy, e.g. $\propto E^{-\kappa}$, with $\kappa \sim 0.6 - 0.7$, one can fix the required hard spectrum of particles without invoking additional CR accelerators inside Orion.

Both these possibilities generally do not agree with the conventional models of galactic cosmic rays. Nevertheless, a thorough analysis based on future comprehensive γ -ray data is obviously needed before any strong claim about a necessity for revision of the current basic concepts of origin and propagation of CRs. In particular, it should be noticed that the conclusion about hard CR spectrum in Orion is based merely on the reported γ -ray flux above 1 GeV. This indicates the importance of extension of accurate spectroscopic measurements of γ -radiation from Orion, as well from other individual γ -ray emitting clouds detected towards Cepheus, Monoceros, and Ophiuchus (Digel et al., 1999), to the energy region beyond 10 GeV. Also, it would be important to investigate contributions of other γ -ray emission processes, in particular of the inverse Compton component contributed by relativistic electrons, albeit in dense gas regions the π^0 -decay radiation is believed to be the dominant γ -ray production channel.

These measurements should allow an effective separation of contributions from the “sea” of galactic CRs and from the local CR accelerators. It is especially important to extend the measurements to higher

energies. If the “excess” flux at 1-10 GeV from Orion is indeed due to the local accelerator(s), we may expect continuation of this hard spectrum well beyond 10 GeV, depending on the high energy cutoff in the CR spectrum (see Fig. 5). On the other hand, the hypothesis of the energy-dependent reflection of galactic CRs from dense clouds (assuming that GCRs \equiv LCRs), predicts an essentially different spectrum of γ -rays - a flat part below a few GeV, with a quite steep power-law tail with $\Gamma \simeq 2.75$, at higher energies. This part of the spectrum is produced by protons of the “sea” of GCRs which freely enter the cloud. Such standard high energy γ -ray tails should be observed from other local clouds as well.

Large-scale CO surveys of molecular clouds by Dame et al. (1987) revealed two dozens of local GMCs within 1 kpc with $M_5/d_{\text{kpc}}^2 \geq 10$. The study of high energy γ -rays from these clouds with a broad-distribution of distances from $\sim 100 - 200$ pc (like the Taurus dark clouds or Aquila Rift) to 800 pc (like Cyg OB7 and Cyg Rift), which should be easily visible for GLAST, presents a great interest for derivation of spatial and spectral distributions of CRs in our local environment. Moreover, it is likely that GLAST will be able to extend the study of massive GMCs, and therefore to probe the flux of galactic CRs, beyond 1 kpc.

References

- Aharonian, F.A.: 1991, *Astr. Space Sci.* **180**, 305.
 Aharonian, F.A.: 1999, *Astropart. Phys* **11**, 225.
 Aharonian, F.A., and Akerlof, C.W.: 1997, *Annu. Rev. Nucl. Part. Sci.* **47**, 273.
 Aharonian, F.A., and Atoyan, A.M.: 1996, *Astron. Astrophys.* **309**, 917.
 Aharonian, F.A.: 1995, *Nuclear Physics B* **39A**, 193.
 Aharonian, F.A., Atoyan, A.M., and Völk, H.J.: 1995, *Astron. Astrophys.* **294**, L41.
 Casse, M., and Paul, J.P.: 1980, *Astrophys.J.* **237**, 236.
 Cesarsky, C.J., and Völk, H.J.: 1978, *Astron. Astrophys.* **70**, 367.
 L. O’C Drury, L. O’C. et al.: 2001, Report of working group 4, this volume.
 Dame, T.M., Ungerechts, H., Cohen, R.S., et al.: 1987, *Astrophys.J.* **322**, 706.
 Dermer, C.D.: 1986, *Astron. Astrophys.* **157**, 223.
 Digel, S.W., et al. : 1999, *Astrophys.J.* **520**, 196.
 Gehrels, N. et al.: 2000, *Nature* **404**, 363.
 Gehrels, N., and Michelson, P.: 1999, *Astropart. Phys* **11**, 283.
 Grenier, I.: 2000, *Nature* **404**, 344.
 Grenier, I.: 2000, *Astron. Astrophys.*, in press.
 Hartman, R. C., et al.: 1999, *Astrophys J. Suppl. Ser.* **123** 79.
 Hunter, S.D., et al. : 1997, *Astrophys.J.* **481**, 205.
 Issa, M.R., and Wolfendale, A.W.: 1981, *Nature* **292** 430.
 Merck, M., et al. : 1996, *Astron. Astrophys. Suppl. Ser.* **120**, 465.
 Montmerle, T.: 1979, *Astrophys.J.* **231**, 95.
 Nishimura, et al. : 1980, *Astrophys.J* **238**, 394. **120**, 465.
 Ormes, J.F. et al.: 1986, *Astrophys.J.* **157**, 223.