

The Evolution of Galaxies on Cosmological Timescales
ASP Conference Series, Vol. 3 × 10⁸, 1999
J. E. Beckman, and T. J. Mahoney, eds.

Atomic and Molecular Gas near NGC 3077: The Making of a New Dwarf Galaxy?

Fabian Walter

*California Institute of Technology, Astronomy Department 105-24,
 Pasadena, CA 91125, USA*

Andreas Heithausen

*Radioastronomisches Institut der Universität Bonn, Auf dem Hügel 71,
 53121 Bonn, Germany*

Abstract. Using the IRAM 30 m radio telescope we have mapped the tidal arm feature south-east of NGC 3077 where we recently detected molecular gas in the CO ($J=1\rightarrow 0$) and ($2\rightarrow 1$) transitions. We find that the molecular gas is much more extended than previously thought (several kpc). The CO emission can be separated into at least 3 distinct complexes with equivalent radii between 250 pc and 700 pc – the newly detected complexes therefore range among the largest molecular complexes in the local universe. Mass estimates based on virialization and employing an X_{CO} factor yield a total mass for the complexes of order $4 \times 10^7 M_{\odot}$, i.e. more than the estimated molecular mass within NGC 3077 itself. This implies that interactions between galaxies can efficiently remove heavy elements and molecules from a galaxy and enrich the intergalactic medium. A comparison of the distribution of HI and CO shows no clear correlation. However, CO is only found in regions where the HI column density exceeds $1.1 \times 10^{21} \text{ cm}^{-2}$. HI masses for the molecular complexes mapped are of the same order as the corresponding molecular masses. Since the complexes have all the ingredients to form stars in the future, we are thus presumably witnessing the birth of a dwarf galaxy. This process may have dominated the creation of dwarf galaxies at larger look-back times.

1. Introduction

Over the last decades it has become clear that tidal forces during close encounters of galaxies can redistribute large masses as long tails or bridges between the interacting galaxies. The idea that part of these newly formed structures could form self-gravitating entities was proposed by Zwicky (1956). Numerical simulations (e.g. Elmegreen et al. 1993; Barnes & Hernquist 1996) support this scenario.

Observationally, tidal systems are best traced by the neutral gas phase (by means of HI observations) since it is this extended component of a galaxy which is most easily disrupted by interactions. Also, much work has been done in studying the tidal arms of interacting galaxies at optical wavelengths to find

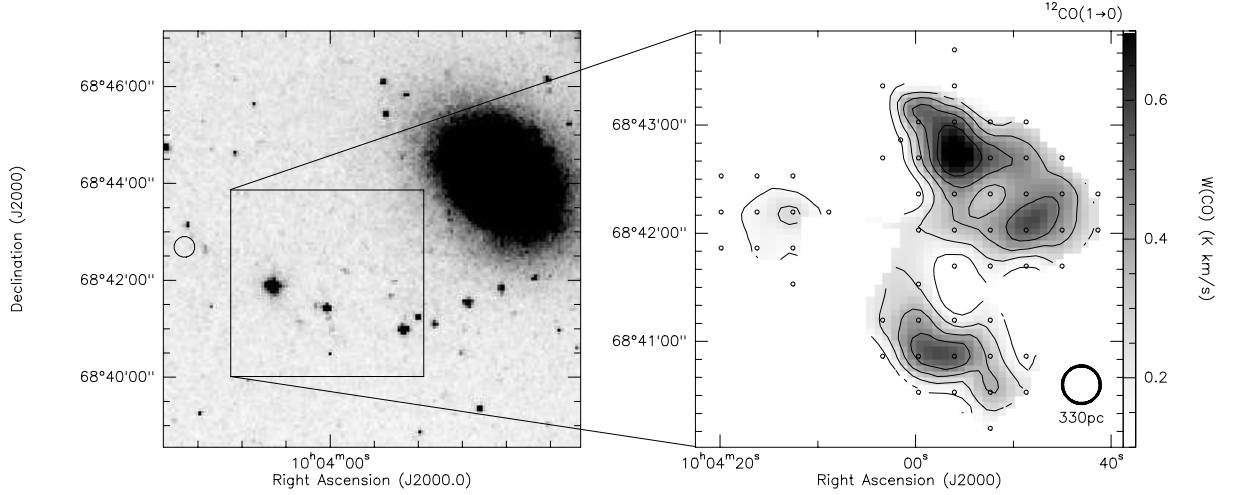


Figure 1. Overview of the observed region. *Left:* optical image of NGC 3077 (elliptical object to the north-west) and its surrounding (taken from the digitized sky survey). The box indicates the region which we mapped in CO. *Right:* Blowup of our integrated CO map ($J=1\rightarrow0$ transition). Contours are every 0.12 K km s^{-1} (2σ) starting at 0.12 K km s^{-1} . Observed positions are indicated as small circles. The beamsize is indicated in the lower right corner of the map; it corresponds to 330 pc at an adopted distance of 3.2 Mpc.

regions of active star-formation (‘tidal dwarfs’). Impressive examples of tidal arms with on-going star-formation are, e.g., the Antenna galaxy (NGC 4038/39, Mirabel et al. 1992) and the Superantenna system (Mirabel et al. 1991). Based on an optical study of 42 Hickson compact groups of galaxies Hunsberger et al. (1996) speculate that up to 50% of the dwarf galaxies in such compact groups might be created by tidal interaction among giant parent galaxies.

Surprisingly little is known about molecular gas in tidal arms around interacting galaxies. However, this is an important issue since molecular clouds are the places where stars are born. The distribution of molecular gas in quiescent extragalactic objects (such as tidal arms) therefore gives clues as where to expect star formation to commence in the future.

The most extended molecular complex in tidal arms of interacting galaxies was recently discovered by us near NGC 3077, member of the M81 triplet (see van der Hulst 1979, Yun 1994, Walter & Heithausen 1999 for HI mapping of this tidal arm). This molecular complex is of particular interest since, although it is huge, hardly any star formation seems to be associated with it.

In the following we present a detailed follow-up study of this complex (Heithausen & Walter 2000).

2. Observations & Results

The CO ($J=1\rightarrow0$) and ($2\rightarrow1$) transitions have been observed in July 1999 using the IRAM 30 m radio telescope. The beam sizes are $22''$ at 115 GHz and $11''$ at 230 GHz (corresponding to 330 pc and 165 pc at the adopted distance of NGC 3077, 3.2 Mpc). The mainbeam efficiencies are $\eta_{\text{mb}}(115\text{GHz}) = 0.84$ and $\eta_{\text{mb}}(230\text{GHz}) = 0.55$, respectively. Pointing accuracy was better than $5''$. Spectra were obtained with a velocity resolution of 0.8 km s^{-1} at 115 GHz and 0.4 km s^{-1} using autocorrelator spectrometers. In total, we observed 47 individual positions simultaneously in both transitions with a wobbling secondary mirror; wobbler throw was $\pm 4'$ in azimuth. The spacing between individual positions is $20''$ (\sim the size of the beam at 115 GHz).

Fig. 1 gives an overview over our mapping results. An optical image is shown on the left (as obtained from the Digitized Sky Survey, DSS). Our CO detections (as indicated by the box and the 'X') are clearly located outside NGC 3077 (the elliptical object north-west of the centre). The CO emission is clearly extended over several kpc ($1' \sim 1\text{ kpc}$) and can be subdivided into at least two separate complexes. A further cloud ('X') has been detected outside the mapped area – this area has only partly been mapped by us as yet.

The velocity structure of complexes #1 and #2 is visible in the channel maps displayed in Fig. 2. Cloud #1 is extended from the south-west to north-east. Complex #2 is the southern more compact object. It shows evidence for further substructure. We expect these complexes to break up in more little clouds when observed at higher spatial resolution. Throughout the paper we discuss only properties of the whole complexes and do not subdivide them further, although especially for complex #1 there is evidence for substructure in both the channel maps (Fig. 2) and in the integrated map (Fig. 1).

3. Physical parameters of the molecular gas

The molecular complex near NGC 3077 discussed here is larger than many complexes in other galaxies; e.g., the complex within NGC 3077 itself has a size (FWHM) of only 320 pc (Becker et al. 1989). Cohen et al. (1988) report a full extent of the 30 Dor complex in the LMC of 2400 pc which is believed to be one of the largest CO complexes in the local universe. Most Galactic molecular clouds have sizes below 60 pc (Solomon et al. 1987). The Orion A & B complexes (see Dame et al. 1987) placed at the distance of NGC 3077 would be detectable with the sensitivity of our observations, however just in one single spectrum. *The complex near NGC 3077 thus belongs to one of the largest concentrations of molecular gas in the local universe.*

3.1. Molecular cloud masses

One important yet difficult to determine physical parameter is the mass of a molecular complex. Determination of the mass is usually based on either the assumption of virialization and/or application of a $X_{\text{CO}} = N(\text{H}_2)/W_{\text{CO}}$ conversion factor. In this section we apply both methods and discuss their pros and cons.

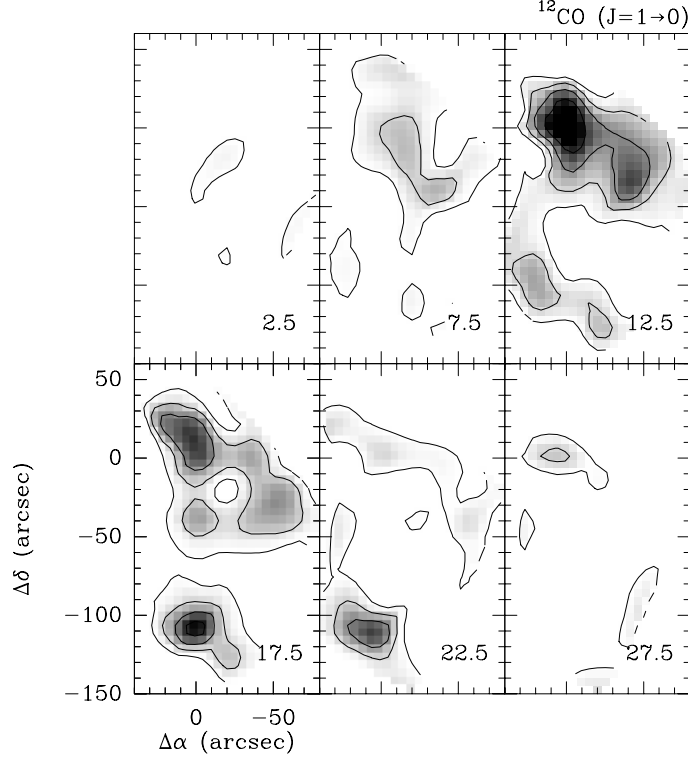


Figure 2. Channel maps of complexes #1 and 2, averaged over 5 km s^{-1} . Center velocities of each channel are indicated in the lower right corner. Contours are every 0.012 K (2σ) starting at 0.012 K . Offsets are relative to $\alpha_{J2000} = 10^h 03^m 56.^s 0$; $\delta_{J2000} = 68^\circ 42' 41.'' 8$

To estimate the X_{CO} factor we compare the CO luminosity for a given line width with that of a cloud with the same line width but with known molecular mass (e.g. Cohen et al. 1988). Using Fig. 2 of Cohen et al. we find that complex #1 lies within the range of values span by Galactic clouds, whereas complex #2 lies in the range span by LMC clouds. This indicates that the tidal arm clouds have CO luminosities for a given line width in between those of Milky Way and LMC clouds. The X_{CO} factor of the Milky Way ($\sim 2.5 \times 10^{20} \text{ cm}^{-2} (\text{K km s}^{-1})^{-1}$) is a factor of 6.7 lower than that of the LMC ($1.7 \times 10^{21} \text{ cm}^{-2} (\text{K km s}^{-1})^{-1}$, Cohen et al. 1988). Thus we use an X_{CO} value for the tidal arm clouds which is in between both values, $X_{\text{CO}} = 8 \times 10^{20} \text{ cm}^{-2} (\text{K km s}^{-1})^{-1}$. This leads to molecular masses for complex #1 of $M_{X,1} = 1.7 \times 10^7 M_\odot$ and for complex #2 of $M_{X,2} = 0.4 \times 10^7 M_\odot$, (corrected for the contribution of He).

If we adopt a $1/r$ density profile through the clouds the assumption of virialization leads to masses for complex #1 of $M_{\text{vir},1} = 2.4 \times 10^7 M_\odot$ and for complex #2 of $M_{\text{vir},2} = 1.6 \times 10^7 M_\odot$. Given the uncertainties in both methods the masses for complex #1 agree well, however those for complex #2 are

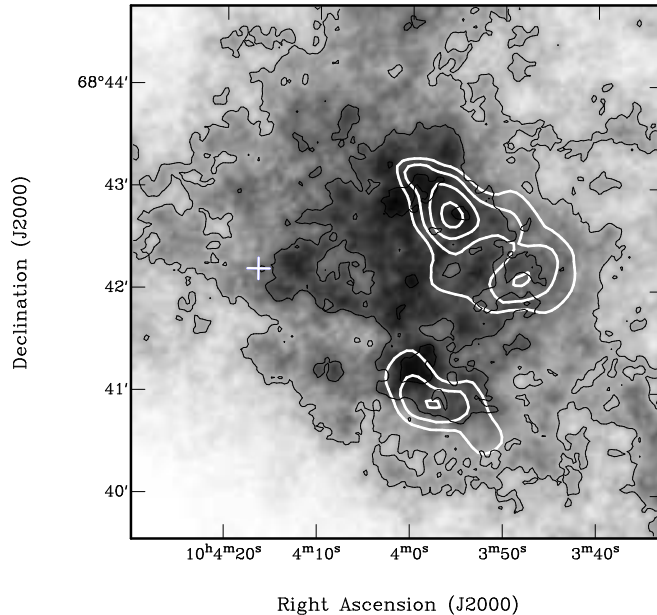


Figure 3. Overlay of CO ($J = 1 \rightarrow 0$) contours on an integrated HI map (grey scale). Thick white (CO) contours are every 0.14 K km s^{-1} starting at 0.28 K km s^{-1} . Thin black contours represent HI column densities of $1\times$, $1.5\times$, and $2\times 10^{21} \text{ cm}^{-2}$. The $+$ marks the position of complex #3.

discrepant by a factor of 4. At this point we can only speculate which method gives the better estimate for the true molecular masses.

3.2. The relation to the HI gas

Fig. 3 shows a comparison of the distribution of the CO gas with that of atomic hydrogen. We use our high-angular resolution ($13''$) 21 cm map as obtained with the VLA (Walter & Heithausen 1999). It is obvious, that there is no direct correlation between the intensities of HI and CO. CO is not concentrated to the maximum peak of the HI column density, but rather found on the outer area of the $1.5 \times 10^{21} \text{ cm}^{-2}$ contour. The average HI column density associated with complex #1 and 2 is $1.6 \times 10^{21} \text{ cm}^{-2}$, that for complex #3 is $1.4 \times 10^{21} \text{ cm}^{-2}$.

The threshold where to find molecular gas depends on both metallicity and radiation field (e.g. Pak et al. 1998). The shielding HI column density in the tidal arms around NGC 3077 is slightly higher than values in other galaxies. In the Milky Way the H_2 threshold appears at $0.6 \times 10^{21} \text{ cm}^{-2}$ (Savage et al. 1977). CO observations of M31 suggest a threshold of about 10^{21} cm^{-2} (Lada et al. 1988). Young & Lo (1997) found a threshold of $0.1 - 0.2 \times 10^{21} \text{ cm}^{-2}$ for the dwarf elliptical galaxies NGC 185 and NGC 205; they attribute the difference to the Milky Way value and M31 to the lower radiation field in these dwarf ellipticals.

We only can speculate what causes the higher threshold in our complex. The radiation field is probably low because we do not see strong associated star forming regions.

The total HI mass of the tidal arm feature around NGC 3077 was found to be $M(\text{HI}) = (3 - 5) \times 10^8 M_\odot$ (van der Hulst 1979, Walter & Heithausen 1999), depending on integration borders. If we regard only the areas where CO is detected we find an HI mass for complex #1 of about $2.7 \times 10^7 M_\odot$ and for complex #2 of about $0.8 \times 10^7 M_\odot$. These atomic masses are comparable to the molecular masses derived by our adopted X_{CO} factor (see Sec. ??).

4. Conclusions

Our new observations have revealed extensive molecular gas in the tidal arms near NGC 3077. The CO emission is much more extended than previously thought – the detected complexes range among the most extended complexes in the local universe. We have detected at least three independent complexes of molecular gas. The complexes are most probably gravitationally bound objects and have formed *in situ*. For the largest of the complexes our multi-transition CO study shows that the gas must be 10 K cold, thus probably not much star formation is going on there. Whether or not the chain of blue stars (the ‘Garland’) found in this region (Karachentsev et al. 1985a, 1985b) is associated with the molecular complex is an open question which is currently under investigation by us.

The fact that CO is found in tidal arms implies that galaxy interactions can efficiently remove enriched material from a galaxy’s body hence influencing it’s chemical history. This also has important implications for the chemical enrichment of the intergalactic medium (IGM), especially at larger look-back times in the universe where galaxy interactions may have been more frequent.

Since the newly discovered complexes have all the ingredients to form stars in the future (i.e., atomic and molecular gas), our new observation confirm our previous speculation (Walter & Heithausen 1999) that we are witnessing the birth of a dwarf galaxy where star formation might start in the near future. We are therefore in the fortunate situation to witness a process which may have created a substantial number of today’s dwarf galaxies in the past.

References

- Barnes J.E., Hernquist L., 1996, ApJ 471 115
- Becker R., Schilke P., Henkel C., 1989, A&A 211, L19
- Cohen R.S., Dame T.M., Garay G., Montani J., Rubio M., Thaddeus P., 1988, ApJL 331, L95
- Dame T.M., Ungerechts H., Cohen R.S., de geus E.J., Grenier I.A., May J., Murphy D.C., Nyman L.-Å., Thaddeus P., 1987, ApJ 322, 706
- Elmegreen B., G., Kaufman M., Thomasson M., 1993, ApJ 412, 90
- Heithausen, A., Walter, F., 2000, A&A, submitted
- Karachentsev I.D., Karachentseva V.E., Börngen F., 1985a, A&A 60, 213

- Karachentsev I.D., Karachentseva V.E., Börngen F., 1985b, MNRAS 217, 731
Lada C.J., Margulis M., Sofue Y., Nakai N., Handa T., 1988, ApJ 328, 143
Mirabel I.F., Lutz D., Maza J., 1991, A&A 243, 367
Mirabel I.F., Dottori H., Lutz D., 1992, A&A 256, L19
Pak S., Jaffe D.T., van Dishoeck E.F., Johanson L.E.B., Booth R.S., 1998, ApJ 498, 735
Savage B.D., Bohlin R.C., Drake J.F., Budich W., 1977, ApJ 216, 291
Solomon P.M., Rivolo A.R., Barrett J., Yahil A., 1987, ApJ 319, 730
van der Hulst J.M., 1979, A&A 75, 97
Walter F., Heithausen A., 1999, ApJ 519, L69
Young L.M., Lo K.Y., 1997, ApJ 476, 127
Yun, M.S., Ho, P.T.P., Lo, K.Y. 1994, Nat 372, 530
Zwicky, F., 1956, Ergebnisse der Exakten Naturwissenschaften, 29, 344