

# Eigenvalues of the Stewart–Lyth equation for inflation with a blue spectrum

Franz E. Schunck<sup>§\*</sup>

<sup>§</sup> Institut für Theoretische Physik,  
Universität zu Köln, 50923 Köln, Germany  
and

Eckehard W. Mielke<sup>◇†</sup>

<sup>◇</sup> Departamento de Física,  
Universidad Autónoma Metropolitana–Iztapalapa,  
Apartado Postal 55-534, C.P. 09340, México, D.F., MEXICO

By using the rather stringent *nonlinear* second order slow-roll approximation, we reconsider the nonlinear second order Abel equation of Stewart and Lyth. We determine a new *blue* eigenvalue spectrum. Some of the discrete values of the spectral index  $n_s$  have consistent fits to the cumulative COBE data as well as to recent ground-base CMB experiments.

## I. INTRODUCTION

For a wide range of inflationary models [1], a single scalar field, *the inflaton*, is presumed to be rolling in some underlying potential  $U(\phi)$ . This standard scenario is generically referred to as *chaotic inflation*. A variance of it is the recently proposed *quintessence*.

Our rather ambitious aim of reconstruction is to employ observational data to deduce the complete functional form  $U(\phi)$  of the inflaton self-interaction potential over the range corresponding to large scale structures, allowing a so-called graceful exit to the Friedmann cosmos [2]. The generation of density perturbations and gravitational waves has been extensively investigated. The usual strategy is an expansion in the deviation from scale invariance, formally expressed as the slow-roll expansion [3].

In general, *exact* inflationary solutions, after an elegant coordinate transformation [4], depend on the Hubble expansion rate  $H$  as a new “inverse time”, and the regime of inflationary potentials allowing a graceful exit has already been classified [5]. In our more phenomenological approach, the inflationary dynamics is not prescribed by one’s theoretical prejudice. On the contrary, in this solvable framework, the ‘graceful exit function’  $g(H)$ , which determines the *inflaton potential*  $U(\phi)$  and the exact Friedmann type solution, is *reconstructed* in order to fit the data. Even more, the transparent description of inflationary phase within the  $H$ -formalism was the foundation for deriving a new mechanism of inflation, called *assisted inflation* [6].

Recent astronomical observations by COBE of the cosmic microwave background (CMB) confirm that the Universe expands rather homogeneously on the large scale. From cumulative four years CMB observations, the spectral index is now measured by COBE as  $n_s = 1.2 \pm 0.3$ , including the quadrupole ( $l = 2$ ) anisotropy [7]. This experiment has been complemented by ground-based CMB experiments. The preliminary data [8] from the Cambridge Cosmic Anisotropy Telescope (CAT) e.g., are consistent with COBE, albeit a *slightly higher* spectral index of  $n_s = 1.3 \pm 0.4$ . This allows [9] to constrain cosmological parameters, such as matter density  $\Omega_m = 0.32 \pm 0.08$  and the Hubble constant to  $H_0 = 47 \pm 6$  km/(s Mpc). A more recent analysis [10] of the CMB anisotropy strongly constrain the spatial curvature of the Universe to near zero, i.e.  $k \cong 0$ . All data imply that a total density  $\Omega = 1$  (or  $k = 0$ ) is  $2 \times 10^7$  more probable than  $\Omega \cong 0.4$ . Nowadays best-fit to *all* CMB data is a Hubble constant of  $H_0 = 65$  km/(s Mpc) and requires *dark energy* with  $\Omega_\Lambda = 0.69$  and a spectral index  $n_s = 1.12$ .

Stewart and Lyth [11] proceeded from the exact power-law inflation in order to analytically compute the second order slow-roll correction to the standard formula [12]. These analytical results are at present the most accurate equations available. This remarkable accuracy has recently been confirmed [13] by numerical perturbations of the exact analytical result for the power-law inflation.

---

\*E-mail: fs@thp.uni-koeln.de

†E-mail: ekke@xanum.uam.mx

We apply the  $H$ -formalism to this accurate second order perturbation formalism, and transform the nonlinear equation of Stewart and Lyth into an *Abel equation*. In extension of our earlier work [14], we determine here a *discrete eigenvalue spectrum* of this nonlinear equation. In particular, our new *blue* discrete eigenvalue spectrum has the scale invariant Harrison–Zel’dovich spectrum with index  $n_s = 1$  as a *limiting point*. Thus some specific eigenvalues  $1 < n_s < 1.5$  of the family of solutions can be related rather accurately to existing as well as future observations.

## II. GENERAL METRIC OF A SPATIALLY FLAT INFLATIONARY UNIVERSE

In the following we reconsider the Lagrangian density of a rather general class of inflationary models in the Einstein frame:

$$\mathcal{L}_E = \frac{1}{2\kappa} \sqrt{|g|} (R + \kappa [g^{\mu\nu} (\partial_\mu \phi)(\partial_\nu \phi) - 2U(\phi)]) . \quad (2.1)$$

Here  $R$  is the curvature scalar,  $\phi$  the scalar field,  $U(\phi)$  the *self-interaction potential* and  $\kappa = 8\pi G/c^4$  the gravitational coupling constant. We use natural units with  $c = \hbar = 1$  and our signature for the metric is  $(+1, -1, -1, -1)$  as it is common in particle physics.

For the *flat* ( $k = 0$  or  $\Omega = 1$ ) Robertson-Walker metric favored by the inflationary paradigm and by recent observations, the evolution of the generic inflationary model (2.1) is determined by the autonomous first order equations

$$\dot{H} = g(\phi, H), \quad \dot{\phi} = \pm \sqrt{2/\kappa} \sqrt{-g(\phi, H)}, \quad (2.2)$$

where  $g(\phi, H) := \kappa U(\phi) - 3H^2$ . De Sitter inflation with  $\dot{H} = 0$  is a *singular*, but well-known subcase, cf. [15]. For  $g(\phi, H) \neq 0$ , however, we can simply *reparametrize* the inflationary potential  $U(\phi) \rightarrow \tilde{U} = \tilde{U}(H) := U(\phi(t(H)))$  in terms of the Hubble expansion rate  $H := \dot{a}(t)/a(t)$  as the *new* “inverse time” *coordinate*. For this non-singular coordinate transformation, the term  $g(\phi, H)$  reduces to the graceful exit function  $g(H) = \kappa \tilde{U}(H) - 3H^2 < 0$  and the following general metric and scalar field solution of (2.2) emerges [4,5]:

$$ds^2 = \frac{dH^2}{g^2(H)} - a_0^2 \exp \left( 2 \int \frac{H dH}{g(H)} \right) [dr^2 + r^2 (d\theta^2 + \sin^2 \theta d\varphi^2)] , \quad (2.3)$$

$$\phi = \phi(H) = \mp \sqrt{\frac{2}{\kappa}} \int \frac{dH}{\sqrt{-g(H)}} . \quad (2.4)$$

Once we know  $g(H)$  from some experimental input, we can (formally) invert (2.4) in order to recover from the chain of substitutions

$$[g(H) + 3H^2]/\kappa = \tilde{U}(H) = \tilde{U}(H \circ \phi^{-1}(\phi)) = U(\phi) \quad (2.5)$$

the inflaton potential in a simple and elegant manner.

## III. SECOND-ORDER SLOW-ROLL APPROXIMATION IN CANONICAL ABEL FORM

For a reconstruction of the potential  $U(\phi)$  under the “umbrella” of *chaotic inflation*, we adopt here the equations of Stewart and Lyth [11] for the *second order* slow-roll approximation. In terms of the energy density  $\epsilon = -g(H)/H^2$ , this *nonlinear* second order differential equation involving the *scalar* spectral index  $n_s$  reads [14,16]

$$2C\epsilon \ddot{\epsilon} - (2C + 3)\epsilon \dot{\epsilon} - \dot{\epsilon}^2 + \epsilon^2 + \epsilon + \Delta = 0 , \quad (3.1)$$

where  $\dot{\epsilon} \hat{=} d/d \ln H^2$ ,  $C := -2 + \ln 2 + \gamma \simeq -0.73$ , and

$$\Delta := (n_s - 1)/2 \quad (3.2)$$

denotes the deviation from the scale invariant Harrison–Zel’dovich spectrum. The corresponding second order equation for the spectral index  $n_g$  of *tensor* perturbations turns out to be

$$n_g = -2\epsilon \left[ 1 + \epsilon - 2(1 + C) \dot{\epsilon} \right] \simeq n_s - 1 , \quad (3.3)$$

where the approximation is valid in first order. Note that for the constant solution  $\epsilon = A_0$ , where

$$A_0^2 + A_0 + \Delta = 0, \quad \Rightarrow \quad A_0 = \frac{1}{2} (-1 \mp \sqrt{3 - 2n_s}), \quad (3.4)$$

we recover from the second order equation (3.1) exactly the *first order consistency relation*  $n_g = n_s - 1$ . Moreover, we can infer already from (3.4) that a *real* eigenvalue spectrum is constrained by  $n_s \leq 1.5$ .

By introducing the flow of the energy density  $\epsilon$  via  $p(\epsilon) := \dot{\epsilon}$  with  $\ddot{\epsilon} = dp/d\epsilon$ , the second order equation (3.1) can be brought to the following form:

$$\epsilon p \frac{dp}{d\epsilon} - (\beta + \alpha\epsilon)p + \beta(\epsilon^2 + \epsilon + \Delta) = 0, \quad (3.5)$$

where  $\alpha = 1 + 3/(2C)$  and  $\beta = 1/(2C)$ . For invertible energy flow, it can be transformed via  $u := 1/p$  into the canonical form of the *Abel equation* of the first kind, cf. [17],

$$2C\epsilon \frac{du}{d\epsilon} + u^2[1 + (2C + 3)\epsilon] - u^3[\epsilon^2 + \epsilon + \Delta] = 0. \quad (3.6)$$

García et al. [18] have demonstrated that, within the class of *finite* polynomials  $p = \sum_{i=0}^N b_i \epsilon^i$ , the unique solution of (3.5) is given by a polynomial  $p = \Delta + b_1 \epsilon$  of *first* degree, where  $b_1 = (\alpha \pm \sqrt{\alpha^2 - 4\beta})/2$  necessarily satisfies the additional constraint  $b_1(1 - b_1) = \Delta$  due to the *nonlinearity* of the Abel equation. Mathematically, this transformation improves the order of the polynomial by one in comparison with (3.1), where the solution is just a polynomial of zero degree. This first order polynomial corresponds to  $\epsilon = A_0 + \epsilon_0 y^{1+A_0}$ , where  $A_0$  is again given by (3.4). Since  $\Delta$  is determined due to the additional constraint mentioned above, cf. [19], the spectral index  $n_s$  is now *completely fixed* by the Euler constant  $\gamma$  as

$$\begin{aligned} n_s &= 1 - \frac{2C + 9 \mp 3\sqrt{4C^2 + 4C + 9}}{4C^2} \\ &= 1.49575 \quad (-6.57797). \end{aligned} \quad (3.7)$$

In order to circumvent this ‘no-go’ theorem for polynomial solutions, we shall introduce a different transformation which leads us to new solutions in form of an *infinite* series.

### A. New class of solutions with a blue spectrum

If we assume that  $\epsilon = \epsilon(y)$  with  $y := H^2$ , Eq. (3.1) can be rearranged to

$$2C\epsilon y^2 \epsilon'' - (3\epsilon + 1)y\epsilon' + \epsilon^2 + \epsilon + \Delta = 0, \quad (3.8)$$

where  $' \triangleq d/dy$ . We try the ansatz

$$\epsilon = \sum_{i=0}^{\infty} A_i y^i, \quad (3.9)$$

and find that the odd powers have to vanish. This can be traced back to the fact that (3.8) is *invariant* under reflections  $y \rightarrow -y$  only for *even* functions  $\epsilon(-y) = +\epsilon(y)$ . For even powers, the following Taylor expansion can be recognized:

$$\epsilon = \sum_{j=0}^{\infty} A_{2mj} y^{2mj}, \quad (3.10)$$

where  $m$  is a positive integer, which labels the first non-constant term in our expansion and thus distinguishes the *different subclasses* of solutions. Hence, the series for  $m = 1$  starts as  $\epsilon = A_0 + A_2 y^2 + A_4 y^4 + \dots$ , for the case  $m = 2$  as  $\epsilon = A_0 + A_4 y^4 + A_8 y^8 + \dots$ , and so on. In all cases, the coefficient  $A_0$  of zeroth order ( $y^0$ ) is again determined algebraically by a  $\Delta$  via Eq. (3.4); or, as we shall show below,  $A_0$  is determined by the next higher order, and the zeroth order establishes  $n_s$ .

In order  $2m$ , we find the following *discriminating relation*

$$\{[2m(2m-1)C-3m+1]A_0-m+1/2\}A_{2m}=0, \quad (3.11)$$

due to the *nonlinearity* of the Abel type equation. This recursion relation implies  $A_{2m}=0$  (and  $\epsilon=A_0=\text{constant}$ ) or the *new additional* constraint

$$A_0 = \frac{2m-1}{2[2m(2m-1)C-3m+1]} < 0. \quad (3.12)$$

Together with (3.4) this implies that the spectral index of our new class of solutions can only adopt the following *discrete eigenvalues*

$$n_s = 1 + \frac{(2m-1)[4m-1-4m(2m-1)C]}{2[2m(2m-1)C-3m+1]^2}. \quad (3.13)$$

For solutions with large  $m$ , we find asymptotically

$$A_0 \simeq \frac{1}{4mC}, \quad n_s \simeq 1 - \frac{1}{2mC}, \quad (3.14)$$

such that the scale invariant Harrison–Zel’dovich solution with index  $n_s = 1$  turns out to be *limiting point*. Let us stress that our new discrete spectrum approaches it from the *blue* side, which previously was considered rather difficult to achieve. In order to correlate this with observational restrictions, let us display the highest eigenvalues for  $n_s$ . For  $m=1$ , we have  $(4CA_0-4A_0-1)A_2=0$  and, because of  $A_2 \neq 0$ ,

$$A_0 = \frac{1}{4(C-1)} = -0.1445. \quad (3.15)$$

Eq. (3.4) discovers the value of the scalar spectral index to be

$$n_s = 1.247. \quad (3.16)$$

The integration constant  $A_2$  remains arbitrary. The fourth order establishes the constant  $A_4$  as an algebraic function of  $A_0, A_2$  and similar for higher orders.

For  $m=2$ , the fourth order constraint is

$$A_0 = \frac{3}{24C-10} = -0.109, \quad (3.17)$$

while  $A_4$  now plays the role of a free constant. Then, zeroth order vanishes if

$$n_s = 1.194, \quad (3.18)$$

which is very close to the experimental value  $n_s = 1.2 \pm 0.3$  from COBE. Furthermore, it is revealed that  $A_8 = f_1(A_4, A_0)$ ,  $A_{12} = f_2(A_8, A_4, A_0)$ , and so on (where  $f_1, f_2$  are some algebraic relations). The higher order coefficients of the series can be derived recursively via MATHEMATICA, similarly as in the case of the Bartnik–McKinnon solution, cf. [20].

#### IV. RECONSTRUCTION FOR THE FULL EIGENVALUE SPECTRUM

In cosmological applications, the energy density  $\epsilon$  in our second order reconstruction has only a limited range. For the deceleration parameter  $q(t) := -\ddot{a}/\dot{a}^2 = \epsilon - 1$  to become negative, as necessary for inflation, our solutions are constrained by  $0 < \epsilon < 1$ . In the case of the constant solution  $\epsilon = A_0$ , merely the spectral index is restricted to the *continuous* range  $-3 < n_s < 1$ . Since this corresponds to  $g(h) = -A_0 H^2$ , a simple inversion of the integral (2.4) and subsequent insertion into (2.5) leads to the potential

$$U(\phi) = \frac{3-A_0}{\kappa} \tilde{C}^2 \exp\left(\pm\sqrt{2\kappa A_0} \phi\right), \quad (4.1)$$

of *power-law inflation*, where  $\tilde{C}$  is an integration constant.

Similarly, for the extreme blue spectrum (3.7) the graceful exit function reads  $g(H) = -H^2 [A_0 + \epsilon_0 H^{2(1+A_0)}]$  yielding via (2.4) and (2.5) the reconstructed potential

$$U(\phi) = \frac{1}{\kappa} \left[ -\frac{A_0}{\epsilon_0} (1 + \tan^2(P\phi)) \right]^{1/(1+A_0)} (3 + A_0 \tan^2(P\phi)) , \quad (4.2)$$

where  $P = \pm\sqrt{-\kappa A_0/2} (1 + A_0)$  is a constant. According to its shape, cf. [19], it interpolates between the power-law inflation in the limit  $\epsilon_0 \rightarrow 0$  and intermediate inflation. Since  $n_s \simeq 1.5$ , the parameters are approximately  $A_0 \simeq -1/2$  and  $P \simeq \sqrt{\kappa}/4$ . Its form is similar to the exact solution of Easter [21] except that the latter yields the too large value  $n_s = 3$  for the spectral index.

For the new *blue* spectrum (3.13) we have reconstructed the potential  $U(\phi)$  numerically in Fig. 1 and 2 for the first two indices (3.16, 3.18), see the Appendix for details. The form of both new potentials resemble the ones found in [21, 14]. The corresponding forms of  $\kappa\tilde{U}(H^2)$  are shown in Fig. 3 and 4. Inflation occurs if the scalar field is between the two lines  $2H^2$  and  $3H^2$ , cf. [4].

The range of  $\phi$  for which these potentials are valid depends also on the (so-far missing) information on the spectral index  $n_g$  of tensor perturbations, cf. Eq. (3.3). For our solutions for  $m = 1$  and  $m = 2$  we show the  $\phi$  dependence of  $n_g$  in Fig. 5 and 6. Since all our new solutions are ‘deformations’ of the constant solution  $\epsilon = A_0$ , we expect the first order consistency relation of power-law inflation to hold to some approximation, i.e.  $n_g \simeq n_s - 1 \in (-0.4, 0.5]$  [22]. In second order, we recognize from Fig. 5 and 6 that for our solutions  $n_g$  is always negative.

Of particular interest [22] is also the squared ratio of the two further observables, the amplitude  $A_g$  of gravitational waves, versus its counter part  $A_s$ , the amplitude of primordial scalar density perturbations:

$$(A_g^2/A_s^2) = \epsilon \left[ 1 - 2C \epsilon \right] \simeq \frac{1}{2} (\sqrt{3 - 2n_s} - 1) , \quad (4.3)$$

where the approximation is valid in first order. We display the numerical results in Fig. 5 and 6 as well. From first order approximations, we expect the range of this ratio within  $\sim [0, 0.2)$ . For several well-known inflationary models (power-law and polynomial chaotic, e.g.) the predicted ratio can be found in Table 2 of [22]. Recently, assisted inflation was able to produce a scalar spectral index closer to scale-invariance (but for  $n_s < 1$ ) because of its large number of non-inflationary real scalar fields present in this theory [6].

In this paper, we followed the basic idea of reconstructing the inflaton potential in second order, given in [2]. But, instead of producing the potential just for a few values  $\phi$ , we could construct the complete functional form of the potential for a series of constant spectral indices. As it is well-known, a full reconstruction can only be achieved if informations on the gravitational parts are included; scalar perturbations determine the potential up to an unknown constant. Since the differential equations are nonlinear, different constants yield different potentials but for the identical scalar spectrum. Any piece of knowledge concerning the tensor perturbations breaks this degeneracy; so we use our solutions to calculate both the tensor index  $n_g$  and the ratio of the amplitudes  $A_g^2/A_s^2$  necessary in second order to define the inflaton potential uniquely. We recognize that both parameters are not constant in contrast to the scalar spectral index. We have checked numerically several consistency equations in second order and found good confirmation within the inflationary region. Furthermore, we analyzed the behavior of the slow-roll parameters  $\epsilon$  and  $\eta = -dg/dH^2$ , cf. the definition in [2, 5]. At the beginning of inflation, we derive that  $\eta > 2\epsilon$  which is valid for the ( $m = 1$ )-solution up to  $\epsilon \simeq 0.32$  and for the ( $m = 2$ )-solution up to  $\epsilon \simeq 0.28$ . This feature resembles that of *hybrid inflation* [23], cf. Table 1 of [2], where the influence of gravitational waves is negligible in accordance with the small values of both  $n_g$  and  $A_g^2/A_s^2$  as can be recognized within Fig. 5 and 6 close to  $\phi \simeq 1$ .

Summarizing, the nonlinear Abel equation (3.1) permits exact solutions for the discrete or continuous eigenvalues of Table I. All positive discrete values are marginally consistent with the  $n_s = 1.2 \pm 0.3$  from COBE as well as recent ground-based CMB experiments, our highest value for the blue spectrum is just below the  $n_s \leq 1.5$  constraint in order to suppress distortions of the microwave spectrum and the formation of primordial black holes during the phase of reheating, cf. [2].

## V. STRING OR M THEORY AXION AS QUINTESSENCE

Recently, *quintessence* in the form of slow-rolling scalar field  $Q$  has been proposed as an alternative form of dark energy density with negative pressure [24], and Refs. therein. The true minimum of the quintessence potential is presumed to vanish, i.e.  $(U_Q)_{\min} = 0$ , however the present value of  $Q$  is displaced from the true minimum, providing

$$U_Q \sim (3 \times 10^{-3} \text{ eV})^4, \quad (5.1)$$

and a negative pressure with the equation of state

$$\frac{p_Q}{\rho_Q} = \frac{\dot{Q}^2 - 2U_Q}{\dot{Q}^2 + 2U_Q} \leq -0.6, \quad (5.2)$$

while obeying the usual equations of motion.

Our potential (4.2) for the blue spectrum (3.7), mimics to some extent the required properties of quintessence, cf. [25].

Given the assumption of  $(U_Q)_{\min} = 0$ , one can in principle compute the quintessence potential  $U_Q$  once the particle physics model for  $Q$  is given. However, the required size of  $U_Q$  is extremely small compared to any of the mass scales of particle physics, and thus an utmost question is how such a small  $U_Q$  can arise from realistic particle physics models. In fact, the most natural candidates for a light scalar field whose typical range of variation is of order  $M_{\text{Planck}}/\sqrt{8\pi}$  form string or  $M$ -theory moduli multiplets describing the (approximately) degenerate string or  $M$ -theory vacua [26]. It is thus quite tempting to look at the possibility that  $Q$  corresponds to a certain combination of the string or  $M$ -theory moduli superfields.

Current ground-based CMB experiments are already discriminating between different inflationary models and are preliminarily constraining the cosmological parameters. In future, the satellite-based microwave background anisotropy measurements from *PLANCK Surveyor* will constrain [27] them even more, likely to less than 1 %.

## ACKNOWLEDGMENTS

We would like to thank Ed Copeland, Andrew Liddle, Alfredo Macías, and Anupam Mazumdar for useful comments and hints to the literature. This work was partially supported by CONACyT, grant No. 28339-E, the grant P/FOMES 98-35-15, and the joint German–Mexican project DLR–Conacyt E130–1148 and MXI 010/98 OTH. One of us (E.W.M.) would like to thank Noelia Méndez Córdova for encouragement.

## APPENDIX: DERIVATION OF THE NEW POTENTIALS

Within the  $H$ -formalism, *real* scalar fields can only be determined if  $\kappa\tilde{U}(H) < 3H^2$  [4,5]. Furthermore, inflation just occurs within the area  $2H^2 < \kappa\tilde{U}(H) < 3H^2$ . We use this knowledge to calculate numerically the complete potential in real  $\phi$  space. For instance, for  $m = 1$  we define a new function  $f(y)$  by

$$\epsilon =: A_0 + f(y)y^2 \quad (A1)$$

so that its corresponding differential equation has the initial values  $f(0) = A_2$  and  $f'(0) = 0$ . The regime of real solutions can be derived from the differential equation for the scalar field

$$\phi' = \mp \sqrt{\frac{2}{\kappa}} \frac{1}{\sqrt{4\epsilon y^2}}. \quad (A2)$$

Because  $A_0 < 0$  we shall find an area around  $y = 0$  where  $\phi$  is imaginary, hence,  $\kappa\tilde{U}(H) > 3H^2$ . The point defined by  $\bar{y} = \sqrt{-A_0/f(\bar{y})}$ , corresponding to  $\kappa\tilde{U}(H) = 3H^2$ , establishes then the initial value  $f(\bar{y})$  (if  $\bar{y}$  is chosen) in real  $\phi$  space.  $f(\bar{y})$  is still connected with the initial value  $A_2$  in complex  $\phi$  space. The potential can be obtained immediately from the differential equation

$$\kappa\tilde{U}' = (3 - A_0) - y^3 f' - 3y^2 f. \quad (A3)$$

In order to derive Fig. 1, we used  $A_2 = 0.01$  and found  $\bar{y} \approx 0.008026$  which is linked to  $f(\bar{y}) \approx 2250$ . Furthermore, we applied the initial values  $f'(\bar{y}) = -1$  and  $\phi(\bar{y}) = 1$ . The initial value for the potential is, of course,  $\kappa\tilde{U}(\bar{y}) = 3\bar{y}$ . By this, the point  $\phi = 1$  in Fig. 1 is correlated to  $\kappa\tilde{U}(H) = 3H^2$  (no potential does exist for  $\phi > 1$ ); inflation ( $\kappa\tilde{U}(H) > 2H^2$ ) occurs till almost the maximum of the potential; for smaller values of  $\phi$  kinetic energy dominates and the scalar field becomes constant. We have investigated a broad interval of  $f(\bar{y})$  (between 0.1 and  $10^6$ ) and  $\phi(\bar{y})$  values but always found this form of the potential. For  $A_2 < 0$ , the function  $f(y)$  is always negative, hence,  $\phi$  always imaginary. For  $m = 2$ , we put  $f(\bar{y}) = 2250$  so that  $\bar{y} \approx 0.083427$ ;  $f'(\bar{y}) = -1$  and  $\phi(\bar{y}) = 1$ .

- [1] A.R. Liddle and D.H. Lyth, Phys. Rep. 231 (1993) 1.
- [2] J.E. Lidsey, A.R. Liddle, E.W. Kolb, E.J. Copeland, T. Barreiro and M. Abney, Rev. Mod. Phys. 69 (1997) 373.
- [3] E.J. Copeland, E.W. Kolb, A.R. Liddle and J.E. Lidsey, Phys. Rev. D 49 (1994) 1840.
- [4] F.E. Schunck and E.W. Mielke, Phys. Rev. D 50 (1994) 4794.
- [5] E.W. Mielke and F.E. Schunck, Phys. Rev. D 52 (1995) 672.
- [6] A.R. Liddle, A. Mazumdar and F.E. Schunck, Phys. Rev. D 58 (1998) R061301.
- [7] C.L. Bennett et al., Astrophys. J. 436 (1994) 423; Astrophys. J. Lett. 464 (1996) L1.
- [8] P.F. Scott et al., Astrophys. J. Lett. 461 (1996) L1.
- [9] A.N. Lasenby, A.W. Jones and Y. Dabrowski: “Review of ground-based CMB experiments”, in: Proc. Moriond Workshop, Les Arcs; France 1998, astro-ph/9810175.
- [10] S. Dodelson and L. Knox, Phys. Rev. Lett. 84 (2000) 3523; L. Knox and L. Page: “Characterizing the peak in the cosmic microwave background angular power spectrum”, astro-ph/0002162.
- [11] E.D. Stewart and D.H. Lyth, Phys. Lett. B 302 (1993) 171.
- [12] D.H. Lyth and E.D. Stewart, Phys. Lett. B 274 (1992) 168.
- [13] I.J. Grivell and A.R. Liddle, Phys. Rev. D 54 (1996) 7191.
- [14] E.W. Mielke, O. Obregón and A. Macías, Phys. Lett. B 391 (1997) 281.
- [15] F.V. Kusmartsev, E.W. Mielke, Yu.N. Obukhov and F.E. Schunck, Phys. Rev. D 51 (1995) 924.
- [16] E.W. Mielke, in: Proc. of the *Eighteenth Texas Symposium on Relativistic Astrophysics and Cosmology*, “Texas in Chicago”, 15–20 Dec. 1996, A.V. Olinto, J.A. Frieman, and D.N. Schramm, eds. (World Scientific, Singapore 1998), p. 688 – 690.
- [17] J. Devlin, N.G. Lloyd and J.M. Pearson, J. Diff. Eq. 147 (1998) 435.
- [18] A. García, A. Macías and E.W. Mielke, Phys. Lett. A 229 (1997) 32.
- [19] J. Benítez, A. Macías, E.W. Mielke, O. Obregón and V.M. Villanueva, Int. J. Mod. Phys. A 12 (1997) 2835.
- [20] F.E. Schunck, Ann. Phys. (Leipzig) 2 (1993) 647.
- [21] R. Easther, Class. Quantum Grav. 13 (1996) 1775.
- [22] E.W. Kolb: “Inflation in the postmodern era”, Proceedings of the Erice School “Astrofundamental Physics”, astro-ph/9612138.
- [23] A.D. Linde, Phys. Rev. D 49 (1994) 748; E.J. Copeland, A.R. Liddle, D.H. Lyth, E.D. Stewart, and D. Wands, Phys. Rev. D 49 (1994) 6410.
- [24] K. Choi: “Quintessence, flat potential and string/M theory axion”, Talk presented at SSS-99, Seoul, Korea, hep-ph/9912218.
- [25] T. Barreiro, E.J. Copeland and N.J. Nunes, Phys. Rev. D 61 (2000) 127301.
- [26] J.E. Lidsey, D. Wands and E.J. Copeland: “Superstring cosmology”, Phys. Rep. (in print) hep-th/9909061.
- [27] A.R. Liddle, Contemp. Phys. 39 (1998) 95.

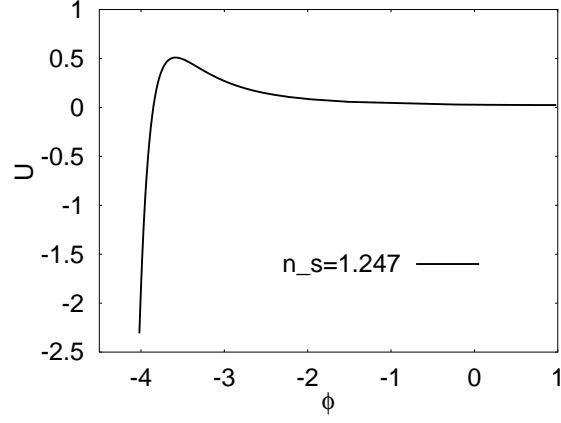


FIG. 1. Inflationary potential  $U(\phi)$  with  $n_s = 1.247$  ( $m = 1$ ). Further explanation in the Appendix.

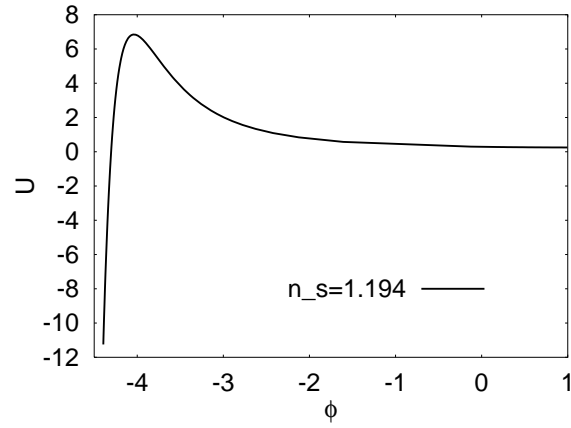


FIG. 2. Inflationary potential  $U(\phi)$  with  $n_s = 1.194$  ( $m = 2$ ). Further explanation in the Appendix.

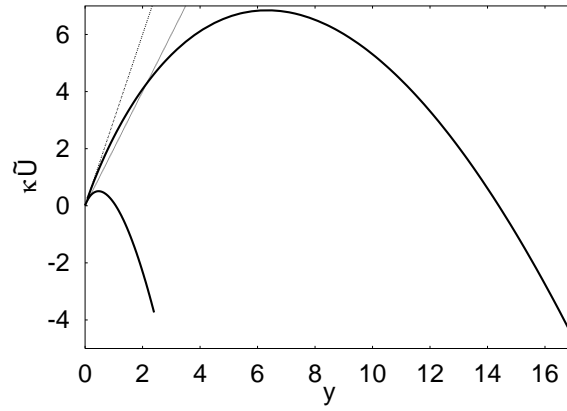


FIG. 3. Inflationary potential  $\kappa\tilde{U}(y = H^2)$  for  $m = 1$  (potential function until  $y = 2.4$ ) and  $m = 2$  (until  $y = 17$ ). The two lines correspond to  $\kappa\tilde{U} = 2y$  and  $\kappa\tilde{U} = 3y$ , the boundaries of the inflationary phase. Further explanation in the Appendix.



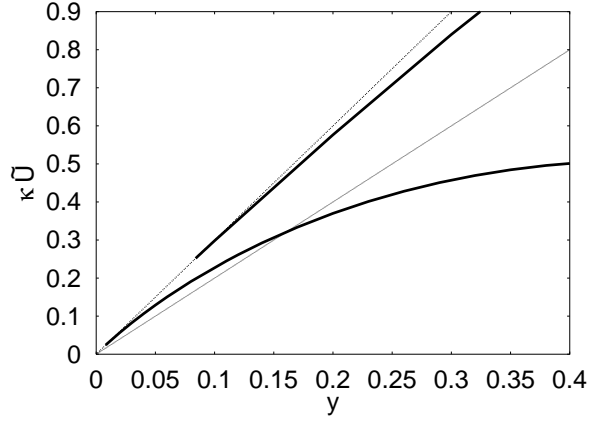


FIG. 4. Enlarging the surrounding of the origin of Fig. 3. It is recognizable that both potentials start at the line  $\kappa\tilde{U} = 3y$ , below the boundary where real scalar fields are present. For the  $(m = 1)$ -solution, the initial value  $\bar{y}$  is approximately 0.008026 (for the values given in the Appendix), and for  $m = 2$ ,  $\bar{y} \approx 0.083427$ .

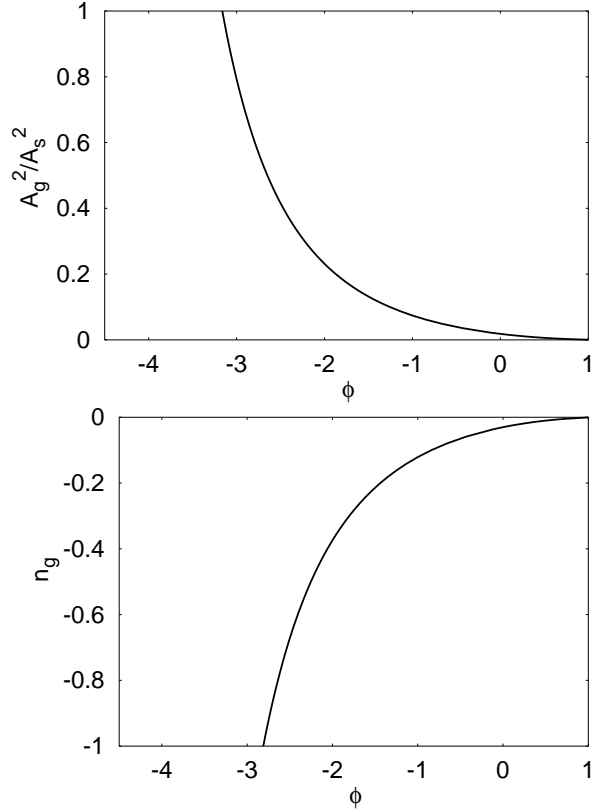


FIG. 5. The ratio of the tensor and the scalar spectrum  $A_g^2/A_s^2$  and the tensor spectral index  $n_g$  for the  $(m = 1)$ -solution within inflationary region.

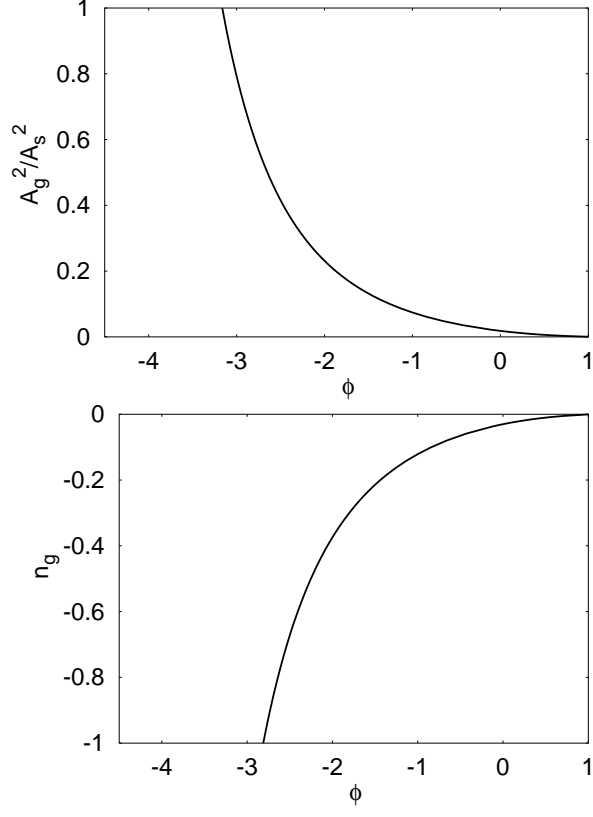


FIG. 6. The ratio of the tensor and the scalar spectrum  $A_g^2/A_s^2$  and the tensor spectral index  $n_g$  for the ( $m = 2$ )-solution within inflationary region.

TABLE I. *Eigenvalues of the spectral index*

<b>Eigenvalue</b> $n_s$	<b>Spectrum</b>	<b>Potential</b> $U(\phi)$
(-6.57797)	(unrealistic)	$\sim \tan^2(\sqrt{\kappa}\phi/4)$
$-3 < n_s < 1$	continuous	$\propto \exp(\pm\sqrt{2\kappa A_0}\phi)$
$\vdots$	discrete	$\vdots$
1.106	( $m = 5$ )	
1.125	All CMB data	
1.153	( $m = 3$ )	
1.194	COBE data	cf. Fig. 2
1.247	( $m = 1$ )	cf. Fig. 1
1.49575		$\sim \tan^2(\sqrt{\kappa}\phi/4)$