

FIRST RESULTS OF THE ROSEBUD DARK MATTER EXPERIMENT

S. Cebrián^a, N. Coron^b, G. Dambier^b, E. García^a, D. González^a,
I.G. Irastorza^a, J. Leblanc^b, P. de Marcillac^b, A. Morales^a,
J. Morales^a, A. Ortiz de Solórzano^a, A. Peruzzi^a,
J. Puimedón^a, M.L. Sarsa^a, S. Scopel^a, J.A. Villar^a

^a*Laboratorio de Física Nuclear y Altas Energías,
Universidad de Zaragoza, 50009 Zaragoza, Spain*

^b*Institut d'Astrophysique Spatiale, Bât. 121,
91405 Orsay Cedex, France*

Abstract

ROSEBUD (Rare Objects SEarch with Bolometers Underground) is an experiment which attempts to detect low mass Weak Interacting Massive Particles (WIMPs) through their elastic scattering off Al and O nuclei. It consists of three small sapphire bolometers (of a total mass of 100 g) with NTD-Ge sensors in a dilution refrigerator operating at 20 mK in the Canfranc Underground Laboratory. We report in this paper the results of several runs (of about 10 days each) with successively improved energy thresholds, and the progressive background reduction obtained by improvement of the radiopurity of the components and subsequent modifications in the experimental assembly, including the addition of old lead shields. Mid-term plans and perspectives of the experiment are also presented.

PACS: 95.35.+d; 07.57.Kp; 07.62.+s

Keywords: Dark matter; WIMPs; Underground detectors; Bolometers

1 Introduction

Among the particle candidates to the non-baryonic dark matter of the universe, the neutral, weak interacting massive particles (WIMPs)—supposedly forming a significant part of the galactic haloes—enjoy a prominent position. A distinguished WIMP is the neutralino, the lightest stable particle of the minimal supersymmetric extension of the Standard Model¹. Accelerator results settle a lower bound of 20–30 GeV to the neutralino mass in most of the models, but in unconstrained SUSY models masses as low as 2 GeV could be allowed². WIMPs of $m \sim 1 - 1000$ GeV with non-relativistic velocity, can interact with the nuclei of a detector target producing a nuclear recoil of a few keV, a fraction of which is visible in the detector (depending on the nuclear target, the detector

and the mechanism of energy deposition). Because of the low interaction rate and small energy deposition the WIMP detectors require very low backgrounds and energy thresholds³. A further contribution to the direct detection rate—in the very low energy region ≤ 1 keV— could be provided by a non-thermal, low velocity WIMP population recently proposed⁴ and discussed⁵.

Thermal detectors⁶, which measure the temperature increase produced by the WIMP interaction in an absorber crystal, use more efficiently the energy deposition of WIMPs than the conventional ionization detectors because most of the nuclear recoil energy in WIMP scattering goes to heat. They are true low energy detectors, where the visible energy is practically the whole recoil energy (quenching factor close to one). Moreover, the mechanisms and quanta involved in the physics of the detection imply that they should have better energy threshold and energy resolution than the conventional ionization detectors. In particular, the energy resolution on nuclear recoils achieved by the sapphire bolometers of the experiment reported in this paper is significantly better than that obtained with HPGe diodes, like COSME⁷ (which features a full width at half maximum (FWHM) energy resolution $\Gamma(10\text{keV}) = 0.4\text{keV}$). In much the same way the energy threshold of the sapphire bolometers of this work is also lower than that obtained in Ge-diodes looking for dark matter^{3,7,8,9}. Such low energy thresholds, hopefully achieved by thermal detectors, make them valuable tools in the search for phenomena⁴ leaving very small energy in the absorbers. So the cryogenic detectors are very well suited to explore either low mass WIMPs or low velocity WIMPs⁴. They offer moreover the possibility of using different targets to tune up the sensitivity for different WIMP masses. Finally, they can discriminate the background (electron recoils) from nuclear recoils by collecting not only the phonon energy but also the charge (or light) produced by the ionizing component of the deposited energy (hybrid detection)^{10,11}. The resulting background reduction permits to increase significantly the sensitivity of WIMP searches allowing to explore regions below $\sigma^p \sim 10^{-8}$ nbarn for medium mass (~ 50 GeV) WIMPs—where the neutralino configuration¹² relevant to interpret an annual modulation effect¹³ is located. Although the radioactivity content of bolometers and their environment is still higher than that of HPGe, significant progresses are being accomplished.

A WIMP search with small sapphire bolometers, ROSEBUD (Rare Objects Search with Bolometers Underground), is being carried out in the Canfranc Underground Laboratory (at 2450 m.w.e.)^{14,15,16} with the purpose of exploring the WIMPs scattering off Al and O nuclei. It features three small sapphire bolometers (with Ge thermistors) placed in a small, mobile dilution refrigerator in the ultralow radioactivity environment of the Canfranc underground site.

2 Experimental set-up and performances

The first phase of the experiment consists of two 25g (B175 and B200) and one 50g (B213) selected sapphire bolometers operating inside a small refrigerator (stick type, 6cm diameter, 100cm long) at 20 mK. One of the 25g sapphire crystals (B200), mounted on top of the set is part of a composite bolometer (2g of LiF enriched at 96% in ^6Li are glued to it) to monitor the thermal and fast neutron background of the laboratory. A cylinder (34.5 mm diameter and 30.8 mm high) in Roman lead is placed below B200 to screen the two lower sapphire absorbers (see Fig. 1) from radioactivity in the components of the dilution unit.

The shielding of the ROSEBUD experimental box has an inner part inside the dilution unit at helium bath temperature, consisting of a liner of Roman lead, 4 mm thick, surrounding the bolometers (to shield the intrinsic radioactivity of the 0.5 mm thick stainless steel walls of the inner vacuum chamber) and of a 14.4 mm thick high purity copper (to shield the radioactivity of the outer dewar). The ancient (2000 yr) Roman lead of the shielding has very low contamination (< 9 mBq/kg on ^{210}Pb and < 0.2 mBq/kg on ^{238}U and < 0.3 mBq/kg on ^{232}Th). The external part of the shielding (at room temperature) consists of 10 cm of Roman lead bricks, 15 cm of low-activity lead (of about 100 yr old and of 30 Bq/kg of ^{210}Pb), then a 1-mm Cadmium foil and a mu-metal screen plus a plastic box which close tightly the enceinte. A diagrammatic view of the experimental box within the ROSEBUD dilution refrigerator and the shielding set-up are depicted in Figure 1 a) and b) respectively. The experimental setup is installed within a Faraday cage in an acoustic isolation cabin, supported by an antivibration platform, as required to reach low thresholds. Slight modification of the experimental set-up have been done along the successive runs for improving the background and the energy threshold.

Power supply inside the cabin is provided by batteries and data transmission from the cabin through convenient filters is based on optical fibers. Pumps have vibration-decoupled connections.

Infrared (IR) pulses are periodically sent to the bolometers through optical fibers in order to monitor the stability of the experiment. The resulting heat pulses are useful to correct any sensitivity drift of the bolometers during the experiment. The corresponding pulses are quite similar in shape to the background or ^{57}Co source events, but slightly faster because they are mainly produced in the thermistor, the sapphire being quite transparent to infrared photons. This is illustrated in Fig. 2 where IR pulses (~ 4.4 V) are clearly distinguished from background events in the sapphire.

For absolute energy calibration of the two bolometers placed at the bottom of the cryostat during the background tests, external ^{57}Co and

^{241}Am sources are used (See Fig. 3). The three lines (59.54, 122 and 136 keV) allow to extrapolate (assuming linear response) the calibration to lower energies. For the upper one (B200), an internal ^{241}Am source (of 3 Bq of activity) has been used. The alpha emission (5.5 MeV) has been degraded to 3 MeV by mylar foils in order to leave clean the region where the neutron signal (above the Q-value of the $^6\text{Li}(n,\alpha)$ reaction, 4.78 MeV) should be found.

The bolometers are suspended inside an OFHC copper frame (coupled to the mixing chamber of the dilution refrigerator) by Kevlar wires tensioned to drive the mechanical resonant frequency to the highest possible value (above 400 Hz). The refrigerator operating point was just below 20 mK (mixing chamber temperature) and the bolometers were working at 28 mK with a bias of 100-150mV on $40\text{M}\Omega$ load resistors. The first tests in Canfranc have shown that microphonic and electronic noise level is quite good, about $2\text{nV}/\text{Hz}^{1/2}$ at low frequency (30Hz) on bolometer B175.

The bolometers were tested previously in Paris (IAS) showing very good performances¹⁴. (FWHM energy resolution of $\Gamma(1.5\text{keV}) = 120\text{eV}$ and energy threshold around 300 eV). Typical sensitivities obtained (in Canfranc) are in the range of 0.3-1 $\mu\text{V}/\text{keV}$. Overall resolutions of 3.2 and 6.5 keV FWHM were typically obtained with B213 and B175, respectively, at 122 keV. With B175, 2.8 keV FWHM was obtained at 59.5 keV. Typical pulses have decay and rise times between 2-4 ms and 600-1300 μs , respectively. A low energy background pulse in bolometer B213 can be seen in Fig. 4. It corresponds to an energy of about 2 keV.

Radiopurity measurements of some of the ROSEBUD internal components (NTD sensors, sapphire crystals, copper frames...) were carried out at the underground laboratories of Modane (LSM) and Canfranc using ultralow background germanium detectors and the results reported in Ref.¹⁵. The substitution of the set-up components with radioactive impurities by other cleaner components would likely make them decrease down to levels acceptable for the first phase of the experiment, as it has actually happened in the runnings reported in the next paragraph. The upper limit on the total background produced by those impurities was estimated¹⁵ to be about $5\text{ counts}\cdot\text{keV}^{-1}\cdot\text{kg}^{-1}\cdot\text{day}^{-1}$ at 10 keV. This rate is still one to two orders of magnitude worse than that obtained in good germanium detectors^{3,9,17}.

3 Results and prospects

ROSEBUD has performed a series of short runnings in different conditions (of a duration of a few days each) to optimize the background, minimize microphonics and improve the performances of the bolometers, before going to larger running time.

In a first testing measurement in the shielding configuration described above a background as large as 120 counts/keV/kg/day around 100 keV was obtained (Run 1). To understand and reduce this background, several components of the cryostat were measured in the ultralow background HPGe testing bench at Canfranc. After subsequent modifications in the cryostat, like the replacement of the old multilayer glass fiber insulation and the reduction of the charcoal mass, a background level of about 30 counts/keV/kg/day around 100 keV was obtained in bolometers B175 and B213 (Run 2). Further reduction of the internal background was achieved by replacing some other internal pieces of the cryostat and removing completely the coconut charcoal, which was replaced by artificial carbon tissue (Actitex), and adding a further inner lead shielding (15 cm high, 15 cm external diameter and 5 mm thick)¹⁶. The resulting background was 15 counts/(keV kg day) around 100 keV (Run 3). The next efforts were focused in eliminating possible radon contaminations inside the nitrogen reservoir of the cryostat as well as in changes in the inner configuration, in particular, removing the bottom bolometer B175 and putting instead an additional archaeological lead cylinder 4 cm thick. A short running to test the progress of this reduction shows a background of ~ 18 counts/(keV kg day) in the region from 25 to 50 keV, of ~ 11 counts/(keV kg day) between 50 and 100 keV and ~ 7 counts/(keV kg day) between 100 and 150 keV (Run 4). The four successive background spectra obtained in the corresponding set-up configurations enumerated above are shown in Fig. 5. A rise time cut has been applied to eliminate background interactions in the NTD thermistor (see Fig. 2). By taking the spectrum of Run 4 (see Fig. 6) —corresponding to an exposure of 2.1 days with bolometer B213 of 50 g of Al_2O_3 — obtained with a conservative rise time cut —applied only down to 25 keV— a 90% C.L. exclusion plot $\sigma(\text{m})$ has been derived for spin-independent interaction with the conservative assumption of a 2-keV low energy resolution and a 2-keV threshold. The exclusion plots have been derived by requiring the predicted WIMP signal in the 2-keV energy bin from 2 to 100 keV to be less than or equal to the 90% C.L. upper limit of the (Poisson) background counts recorded there. The derivation of the interaction rate signal supposes that the WIMPs form an isotropic, isothermal, non-rotating halo of density $\rho = 0.3 \text{ GeV}/\text{cm}^3$, have a Maxwellian velocity distribution with $v_{\text{rms}} = 270 \text{ km/s}$ (with an upper cut corresponding to an escape velocity of 650 km/s), and have a relative Earth-halo velocity of $v_r = 230 \text{ km/s}$. The quenching factor (nuclear versus electron recoil efficiency) has been taken unity (0.98 ± 0.05 for sapphire bolometers measured at 100 keV recoil energy²¹). A Fermi nuclear form factor has been used. Fig. 7 shows the contour line of this exclusion compared with that obtained with Ge (Ge-combined from published data^{7,8,17,19} and the more recent COSME-2^{3,18} and IGEX

^{3,9,18}) and NaI (DAMA-0) detectors ²⁰. The region singled out by the DAMA modulation effect is also shown ¹³.

Fully understanding and significantly improving the background is the current objective of ROSEBUD. With such purpose, measurements of the radiopurity of individual components proceed and their removal done when needed. Assuming a flat background of $1 \text{ count keV}^{-1} \text{ kg}^{-1} \text{ day}^{-1}$, a threshold energy of 300 eV and a FWHM energy resolution of 100 eV in the low energy region (nominal values obtained for the bolometer B213 in the Paris tests³), a projection of the ROSEBUD sensitivity is shown in Fig. 8 in terms of the WIMP-nucleon spin-independent interaction exclusion plot. To derive such plot, the chosen energy bin has been from 300 to 800 eV. Projected exclusion contours $\sigma(\text{m})$ are shown for two typical cases: 50 g of Al_2O_3 operating 30 days and operating along one year. The area enclosed by the dotted line represents the region for the neutralino-nucleon cross section versus mass allowed by an unconstrained Minimal Supersymmetric Standard Model (MSSM) where usual GUT relations among gaugino masses are relaxed². The exclusion plots have been renormalized to the neutralino-nucleon cross section and, for comparison, the most recent⁹ Ge combined bound is also shown. Assuming the mentioned projected performances, ROSEBUD will allow to explore neutralino configurations corresponding to masses well below 10 GeV.

The second phase of the ROSEBUD program will deal with three different bolometers: the current B213 sapphire bolometer of 50 g, a new 50 g sapphire with cleaner components, and a germanium bolometer of 67 g, operating together to investigate the target dependence of the WIMP rate, provided that a reliable understanding of their background peculiarities be achieved. As a further step in this line of research, the use of two medium-size bolometers, one of 200 g of Al_2O_3 and the other a double luminiscent bolometer (BGO or CaWO_4) is envisaged. Comparison of the spectra of these different mass number bolometers will help to understand the background and hopefully explore (within the same provisions) the mass number dependence of the signal rate as a genuine characteristic of WIMPs.

Acknowledgements

This work has been supported by the Spanish CICYT (contract AEN99-1033), the French CNRS/INSU (MANOLIA program) and by the EU Network Contract ERB-FMRX-CT-98-0167. We greatly acknowledge the help of J.P. Moalic, P. Pari and O. Testard for the cryogenics design. We are also indebted to C.Goldbach and G. Nollez for their contribution to the radioassays of various materials in the Modane Underground Laboratory (Frejus), as well as for fruitful discussions. We also thank J.L.

Piccolo, P. Cassette (LNHB) and P. Bouisset (LMRE) for their radioactive measurements of some inner components. N. Coron, G. Dambier and P. de Marcillac acknowledge financial support of the DGA-CAI Europa Program.

References

1. G. Jungman, M. Kamionkowski and K. Griest, *Phys. Rep.* **267** (1996) 195.
2. A. Gabutti et al., *Astrop. Phys.* **6** (1996) 1.
3. A. Morales, “Direct Detection of WIMP Dark Matter” ([astro-ph/9912554](#)). Review Talk at the TAUP 99 Workshop, Collège de France, Paris. To be published in *Nucl. Phys. B* (Proc. Suppl.) 2000.
4. T. Damour and L.M. Krauss, *Phys. Rev. Lett.* **81** (1998) 5726.
5. A. Bottino, F. Donato, N. Fornengo and S. Scopel, preprint DFTT1/2000, hep-ph/0001309.
6. N. Booth, B. Cabrera and E. Fiorini, *Ann. Rev. of Nucl. Sci.* **46** (1996) 471.
7. J. Morales et al., *Nucl. Instrum. & Meth.* **A321** (1992) 410 and E. García et al., *Phys. Rev.* **D51** (1995) 1458.
8. D. Reusser et al., *Phys. Lett.* **B255** (1991) 143.
9. A. Morales et al., “New Constraints on WIMPs from the Canfranc IGEX Dark Matter Search”, hep-ex/0002053 (21 February 2000).
10. G. Chardin et al. “Status of the EDELWEISS experiment”, presented at TAUP 99, Collège de France, Paris, September 1999. To appear in *Nucl. Phys. B* (Proc. Suppl.)
11. R. Abusaidi et al., “Exclusion limits on the WIMP-nucleon cross-section from the CDMS”, [astro-ph/0002471](#) (25 February 2000) and references therein.
12. A. Bottino et al., *Phys. Lett.* **B243** (1998) 109.
13. R. Bernabei et al., *Phys. Lett.* **B450** (1999) 448, ROM2F/2000/01, January 2000.
14. C. Bobin et al., *Nucl. Phys. B* (Proc. Suppl.) **70** (1999) 90.
15. S. Cebrián et al., *Astrop. Phys.* **10** (1999) 361.
16. S. Cebrián et al., to appear in *Nucl. Instr. & Meth.* **A** (2000) (LTD8 Conference), and in *Nucl. Phys. B* (Proc. Suppl.) (2000) (TAUP 99 Workshop).
17. L. Baudis et al., *Phys. Rev.* **D59** (1999) 022001.
18. S. Cebrián et al., “Dark Matter Searches at Canfranc”, to appear in the *New Journal of Physics* (2000).
19. A.K. Drukier et al., *Nucl. Phys. B* (Proc. Suppl.) **28A** (1992) 293.
20. R. Bernabei et al., *Phys. Lett.* **B379** (1996) 299.
21. J.W. Zhou et al., *Nucl. Instr. & Methods* **A349** (1994) 225.

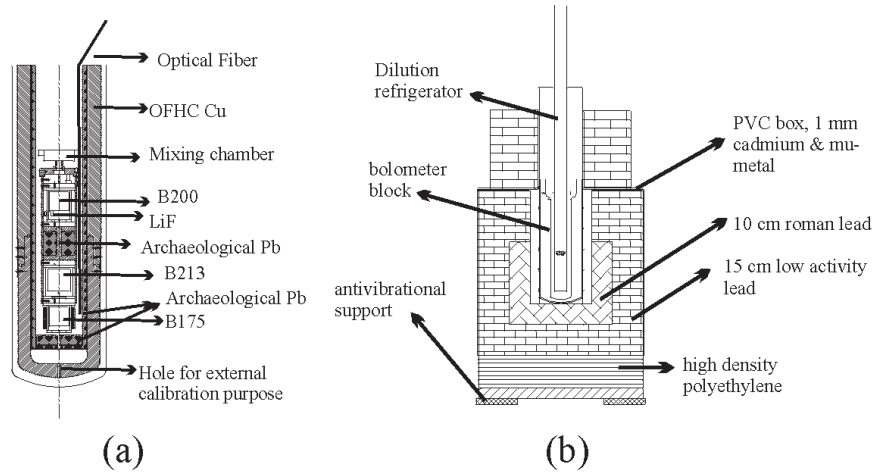


Figure 1: **(a)** Schematic view of the bolometer block in the first ROSEBUD run at Canfranc. See text for explanation. **(b)** View of ROSEBUD set-up.

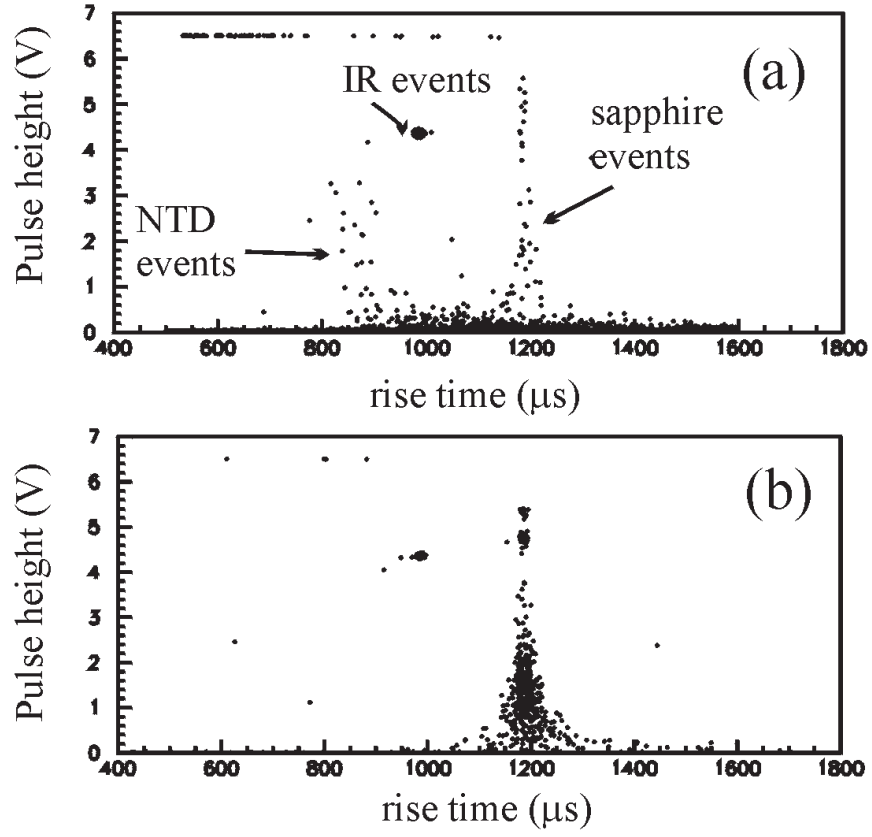


Figure 2: Rise time discrimination between IR pulses (~ 4 V and $\sim 1000\mu\text{s}$) and background events in the sapphire ($\sim 1200\mu\text{s}$) recorded on bolometer B213 along a background measurement (a) and a ^{57}Co calibration (b). Events having low risetime in Fig. 2a can be attributed to background interactions in the NTD thermistor.

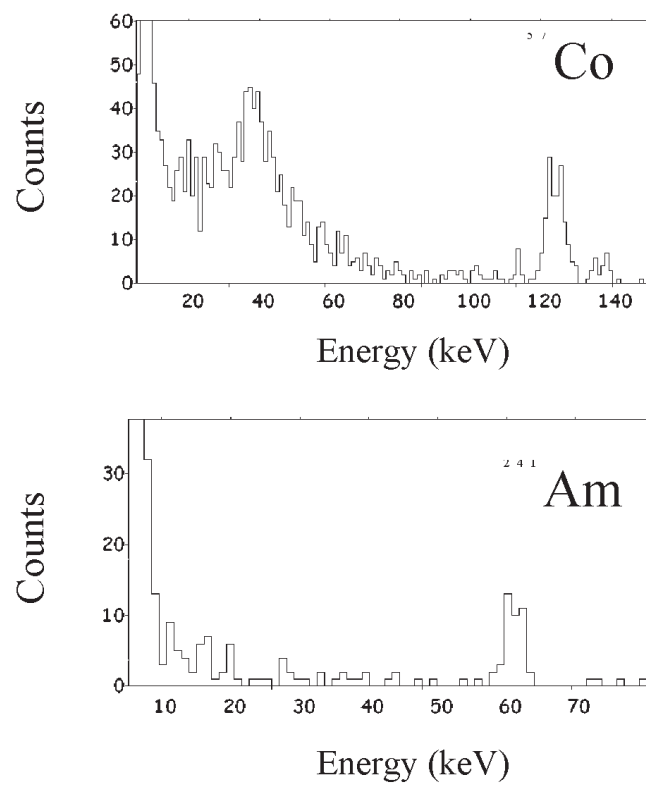


Figure 3: Typical calibration spectra from ^{57}Co and ^{241}Am sources in bolometer B175.

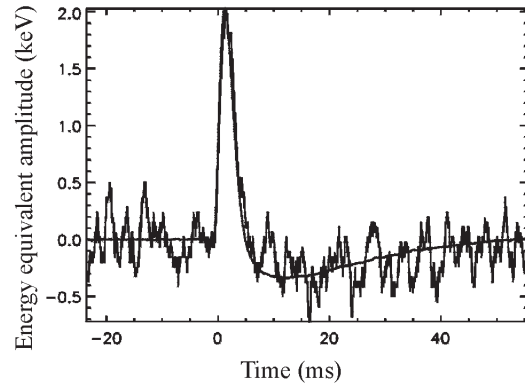


Figure 4: A pulse of about 2 keV obtained at Canfranc with bolometer B213. A normalized 100 keV event is overplotted.

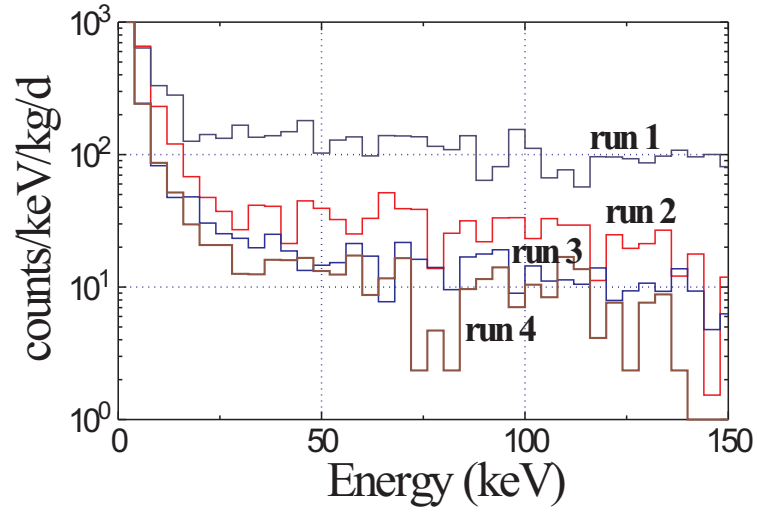


Figure 5: The four successive background spectra of ROSEBUD obtained after replacement of several components.

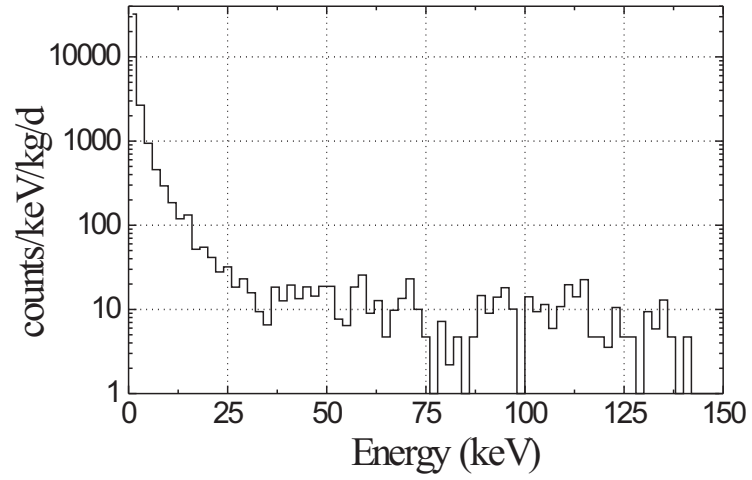


Figure 6: Spectrum of the last running (Run 4) corresponding to 2.1 days of exposure of bolometer B213 of 50 g. Conservatively, the cut in rise time has been applied only down to 25 keV.

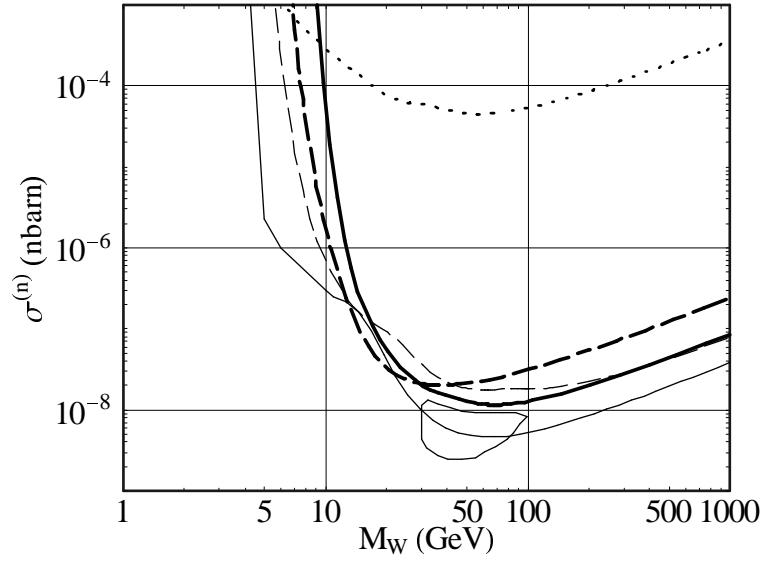


Figure 7: Exclusion plot (dotted line) cross-section versus WIMP mass for spin-independent WIMP-nucleon interaction at the 90% C.L. derived from the spectrum of Figure 6. Other exclusion limits obtained with Ge and NaI detectors are also shown: The Ge combined bound from published data (thin dashed line) and the more recent COSME-2 (thick dashed line) and IGEX (thick solid line) results are shown together with the DAMA (NaI-0) exclusion contour (thin solid line) and the DAMA (NaI-1,-2,-3,-4) annual modulation region (closed contour).

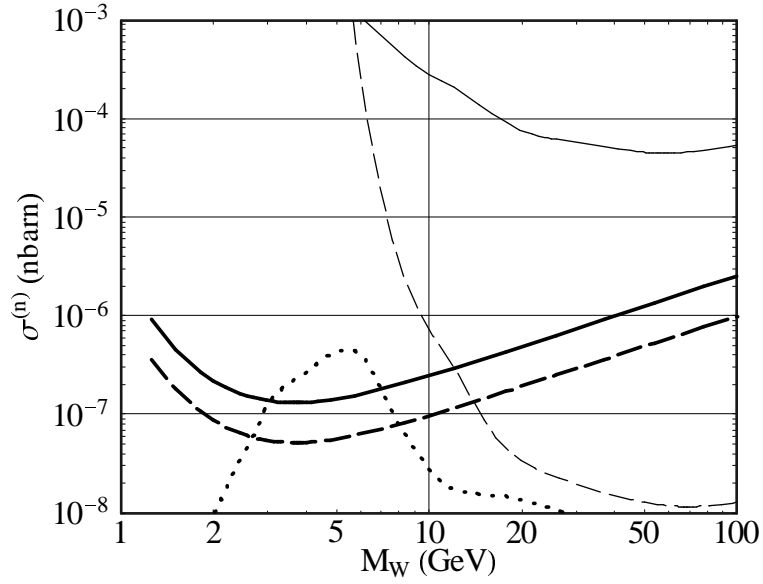


Figure 8: Projected $\sigma(m)$ exclusion plots of the ROSEBUD experiment for spin-independent coupling (assuming a flat background of 1 c/keV kg day, a threshold of 300 eV and an energy resolution of 100 eV), for the cases: 50 g of sapphire operating 30 days (thick solid line) and along one year (thick dashed line) compared with the unconstrained MSSM allowed region (dotted line). The current ROSEBUD result (thin solid line) and the total Ge-combined bound (thin dashed line) are also shown.