

THE FORMATION HISTORY OF GLOBULAR CLUSTERS

Dean E. McLaughlin^{1,2}

¹Department of Astronomy, 601 Campbell Hall, University of California, Berkeley, CA 94720

²Hubble Fellow

ABSTRACT

The properties of old globular cluster systems in galaxy halos are used to infer quantitative constraints on aspects of star formation that are arguably as relevant in a present-day context as they were during the protogalactic epoch. First, the spatial distribution of globulars in three large galaxies, together with trends in total cluster population vs. galaxy luminosity for 97 early-type systems plus the halo of the Milky Way, imply that bound stellar clusters formed with an essentially universal efficiency throughout early protogalaxies: by mass, always $\epsilon_{\text{cl}} = 0.26\% \pm 0.05\%$ of star-forming gas was converted into globulars rather than halo field stars. That this fraction is so robust in the face of extreme variations in local and global galaxy environment suggests that any parcel of gas needs primarily to exceed a *relative* density threshold in order to form a bound cluster of stars. Second, it is shown that a strict scaling between total binding energy, luminosity, and Galactocentric position, $E_b = 7.2 \times 10^{39} \text{ erg } (L/L_\odot)^{2.05} (r_{\text{gc}}/8 \text{ kpc})^{-0.4}$, is a defining equation for a fundamental plane of Galactic globular clusters. The characteristics of this plane, which subsumes *all other* observable correlations between the structural parameters of globulars, provide a small but complete set of facts that must be explained by theories of cluster formation and evolution in the Milky Way. It is suggested that the $E_b(L, r_{\text{gc}})$ relation specifically resulted from star formation efficiencies having been systematically higher inside more massive protoglobular gas clumps.

Key words: galaxies: fundamental parameters – galaxies: star clusters – globular clusters: general – stars: formation

1. INTRODUCTION

The old globular cluster systems (GCSs) in galaxy halos are of especial interest in a conference such as this, as they stand potentially to shed light on both local and global star formation in both protogalactic and present-day settings. Because of their great age, their ubiquity in galaxies of most any Hubble type, and their impressive spatial extent (globulars can be found as far as 100 kpc away from the centers of large galaxies), the integrated properties of GCSs clearly had to have been influenced by very general,

large-scale star-formation processes in the early universe. But at the same time, most new stars today, whether in the Galactic disk or in galaxy mergers and starbursts, are born not in isolation but in groups. To be sure, the formation of a bona fide star cluster is a *rare* event (only a very small fraction of young stellar groups emerge from their natal clumps of gas as gravitationally bound units) but, as will be argued here, it is one that occurs *regularly*. Thus, individual globular clusters must also be viewed—even if in a limit—as the products of a robust mode of smaller-scale star formation that has always been viable.

It should come as no surprise, then, that there is no definitive theoretical description of the formation history of globular clusters; while some concepts have been identified that do seem likely to survive as elements of a correct theory in the future, at this point there is simply no model that can claim completeness. Detailed discussions of the many theories already in the literature may be found in, e.g., Ashman & Zepf (1998) or Meylan & Heggie (1997). The focus here will instead be on recent progress in extracting quantitative and (as nearly as possible) model-independent constraints from the data on many GCSs. A similarly empirical discussion is given by Harris (2000), with an eye mostly to implications for large-scale aspects of galaxy formation and evolution (see also Ashman & Zepf 1998). In what follows, particular emphasis will be placed on applications to the problem of *generic* star formation on subgalactic scales.

A serious concern, when trying to use GCSs in this way, is the influence of dynamical evolution on the gross properties of cluster systems that have been immersed for a Hubble time in the tidal fields of their parent galaxies. Two-body relaxation and evaporation, disk- and bulge-shock heating, chaotic scattering or disruption by a compact nucleus, and dynamical friction: all of these processes whittle away at clusters individually and collectively (Spitzer 1987; Aguilar et al. 1988; Ostriker et al. 1989; Capuzzo-Dolcetta 1993; Murali & Weinberg 1997a; Murali & Weinberg 1997b; Murali & Weinberg 1997c; Vesperini 1997). In the case of the Milky Way particularly, the net effect is to define a roughly triangular region in mass-radius space, within which globulars are predicted to survive a 10-Gyr dynamical onslaught (Fall & Rees 1977)—the implication being that any clusters born outside such a “survival triangle” would have disappeared, taking with

them vital information on their birth properties. However, further investigation shows that Milky Way clusters located at large Galactocentric radii ($r_{gc} \gtrsim 3$ kpc, roughly the effective radius of the bulge) *do not fill* their expected survival triangles (Caputo & Castellani 1984; Gnedin & Ostriker 1997). Similarly, evolutionary calculations geared to conditions in the giant elliptical M87 (Murali & Weinberg 1997b) suggest that the damage done to an initial GCS may be largely confined to within an effective radius in that galaxy as well. Thus, there are some features of globular clusters, and of GCSs, that are *not* dictated purely by evolution from some completely obscured initial conditions, and while care must be taken in identifying such observables, the task is not an impossible one.

Following the suggestion that large fractions of the GCSs in ellipticals may have formed in major mergers (e.g., Schweizer 1987; Ashman & Zepf 1992), and the related discovery of young, massive star clusters in systems like the Antennae galaxies (Whitmore & Schweizer 1995), much recent discussion in this field has centered on the interpretation of (often) bi- and multimodal distributions of globular cluster colors (as indicators of integrated metallicity) in relation to their host galaxies' dynamical histories (e.g., Zepf & Ashman 1993; Forbes et al. 1997; Côté et al. 1998; Kissler-Patig et al. 1998; Kissler-Patig & Gebhardt 1999; Côté et al. 2000). However, as will be discussed further in §3, metallicity is completely decoupled from the other basic properties of individual globulars in the Milky Way; thus, while GCS colors are of interest in the context of galaxy formation and chemical evolution, they seem to be of marginal importance to the star-formation process itself. In this connection, it is worth noting explicitly that literally thousands of genuinely old globulars have now been identified, in many galaxies besides our own, with colors as red as or redder than solar: *high metallicity has never posed any apparent obstacle to the formation of massive star clusters*. This cautions against theories of globular formation such as those of Fall & Rees (1985) and Murray & Lin (1993), which, at least in their current form, are able to account only for metal-poor objects.

Of rather more direct relevance to the small-scale problem are the luminosity or mass functions of cluster systems. It is well known that the overall range of Galactic globular cluster masses, $m \sim 10^4$ – $10^6 M_\odot$, and the mean value $\langle m \rangle = 2.4 \times 10^5 M_\odot$, are essentially universal properties of other GCSs. Traditionally, theories of globular cluster formation attempted to explain just this basic mass scale (e.g., Peebles & Dicke 1968; Fall & Rees 1985). More recently, however, attention has turned to the full *mass spectrum*, dN/dm (the number of clusters with mass m in a single galaxy), which—in the regime usually observed, $m \gtrsim 10^5 M_\odot$ —is similar (though not identical) from galaxy to galaxy; shows no detectable variations with radius in any one system; and is remarkably similar to the mass function, $dN/dm \propto m^{-1.7}$ or so, of the dense gas clumps currently forming stars in the giant molecular

clouds of the Milky Way disk (Harris & Pudritz 1994). These facts have suggested a general physical picture, developed by Harris & Pudritz (1994) building on earlier arguments by Larson (1988) and Larson (1993), in which handfuls of globulars form in each of many protogalactic fragments whose gas masses (of order $10^9 M_\odot$), sizes, and internal velocity dispersions correspond to disk GMCs scaled up by some three orders of magnitude in mass. Such a picture has the obvious appeal of being at least conceptually consistent both with current models of hierarchical galaxy formation (there is clearly some affinity with the classic picture of Searle & Zinn 1978 as well) and with the observed pattern of present-day star formation. It also has more specific attractions (e.g., the protogalactic fragments and their protoglobulars are presumed to be supported largely by nonthermal mechanisms, thus allowing for metal-rich protoglobulars with the correct mass scale) but many details remain to be worked out. See McLaughlin & Pudritz (1996) (and compare the rather different view of Elmegreen & Efremov 1997) for an attempt at a quantitative theory for GCS mass spectra which, with the Harris & Pudritz (1994) framework as a backdrop, makes explicit use of the emerging links between present-day and protogalactic star formation.

In addition to color and luminosity distributions, photometric studies of extragalactic GCSs yield estimates of their specific frequencies (total cluster populations, normalized to the parent galaxy luminosity) and spatial structures (number density of globulars as a function of galactocentric position). These are the focus of §2, where it is shown that a large sample of early-type galaxies display a common ratio of GCS mass to total mass in stars and (hot) gas—an apparently universal efficiency for the formation of globular clusters (McLaughlin 1999). Finally, §3 discusses the binding energies of globular clusters in the Milky Way (McLaughlin 2000). It is shown that a strong correlation between binding energy, total cluster luminosity, and Galactocentric position is instrumental in defining a fundamental plane for Galactic globulars—which, by incorporating every one of their many other structural correlations, systematically reduces these data to the smallest possible set of *independent* physical constraints for theories of cluster formation and evolution.

2. THE EFFICIENCY OF CLUSTER FORMATION

The possibility that globular cluster systems can be connected not only to galaxy formation, but to ongoing star formation as well, is suggested by the fact that this latter process operates largely in a *clustered mode*. One dramatic example of this is the situation in the Orion B (L1630) molecular cloud, where 96% of a complete sample of young stellar objects are physically associated with just four dense clumps of gas, each containing $> 300 M_\odot$ of material (Lada et al. 1991; Lada 1992). More generally, Patel & Pudritz (1994) note that this is just a result of the dif-

ferent power-law slopes in the mass function of molecular clumps (as above, $dN/dm \propto m^{-1.7}$, so that the largest clumps, which always weigh in at 10^2 – $10^3 M_\odot$, contain most of the star-forming gas mass in any molecular cloud) and the stellar initial mass function ($dN/dm \propto m^{-2.35}$, putting most of the mass in young stars into $\lesssim 1 M_\odot$ objects). In more extreme environments, the “super” star clusters—luminous, blue, compact associations with integrated properties roughly consistent with those expected of young globulars—found in many merging and starburst galaxies can account for as much as $\sim 20\%$ of the UV light from such systems (Meurer et al. 1995).

Again, however, this is not to say that all, or even most, stars are born into true clusters that exist for any length of time as systems with negative energy. At some point during the collapse and fragmentation of a cluster-sized cloud of gas, the massive stars which it has formed will expel any remaining gas by the combined action of their stellar winds, photoionization, and supernova explosions. If the *cumulative* star formation efficiency (SFE) of the cloud, $\eta \equiv M_{\text{stars}}/(M_{\text{stars}} + M_{\text{gas}})$, is below a critical threshold when the gas is lost, then the blow-out removes sufficient energy that the stellar group left behind is unbound and disperses into the field. The precise value of this threshold depends on details of the dynamics and magnetic field in the gas cloud before its self-destruction, and on the timescale over which the massive stars disperse the gas; but various estimates place it in the range $\eta_{\text{crit}} \sim 0.2$ – 0.5 (e.g., Hills 1980; Mathieu 1983; Elmegreen & Clemens 1985; Verschueren 1990; and see Goodwin 1997 for a discussion of globulars specifically).

A general theory of star formation must therefore be able to anticipate the final cumulative SFE in any single piece of gas with (say) a given mass and density, and thereby predict whether or not it will form a bound cluster. No such theory yet exists. It is possible, however, to empirically estimate the *probability* that a cluster-sized cloud of gas is able to achieve $\eta > \eta_{\text{crit}}$. This probability—or, equivalently, that fraction of an ensemble of massive star-forming clouds which manages to produce bound stellar systems—is referred to here as the efficiency of cluster formation. To get a handle on this for globulars in particular, McLaughlin (1999) works in terms of the *mass* fraction

$$\epsilon_{\text{cl}} \equiv M_{\text{gcs}}^{\text{init}}/M_{\text{gas}}^{\text{init}}, \quad (1)$$

where $M_{\text{gas}}^{\text{init}}$ refers to the total gas supply that was available to form stars in a protogalaxy—whether in a monolithic collapse or a slower assembly of many distinct, subgalactic clumps is unimportant—and $M_{\text{gcs}}^{\text{init}}$ is the total mass of all globulars formed in that gas. The advantage of this definition for ϵ_{cl} is that the total mass of a GCS is expected to be very well preserved over the course of dynamical evolution in a galaxy; presently observed values are reasonable indicators of the initial quantities. This is ultimately due to the fact that GCS mass spectra are shal-

low enough that (again, like the clumps in Galactic molecular clouds) most of any one system’s mass is contained in its most massive clusters. But most of the destruction processes mentioned in §1 operate most effectively against *low*-mass globulars, which may be lost in great numbers (substantially affecting the total GCS population, N_{tot}) while decreasing the integrated M_{gcs} by as little as $\sim 25\%$ (McLaughlin 1999).

Until very recently, it was generally assumed that a galaxy’s total luminosity, or stellar mass, was an adequate stand-in for $M_{\text{gas}}^{\text{init}}$. Thus, the number of globulars per unit of halo light has long been taken as a direct tracer of the efficiency of globular cluster formation in galaxies. However, this approach leads quickly to two interesting problems.

2.1. GLOBAL AND LOCAL SPECIFIC FREQUENCIES

Specific frequency was originally defined by Harris & van den Bergh (1981) as a global property of galaxies. It is nominally the ratio, modulo a convenient normalization, of the total GCS population to the total *V*-band light integrated over an entire galaxy:

$$S_N \equiv N_{\text{tot}} \times 10^{0.4(M_V+15)} = 8.55 \times 10^7 (N_{\text{tot}}/L_{V,\text{gal}}) \quad (2)$$

Most subsequent studies of GCSs have therefore estimated their total populations and cited S_N -values according to equation (2). It is more useful, however, following the discussion just above, to refer to total GCS and stellar masses; thus,

$$S_N \simeq 2500 \left(\frac{\langle m \rangle}{2.4 \times 10^5 M_\odot} \right)^{-1} \left(\frac{\Upsilon_{V,\text{gal}}}{7 M_\odot L_\odot^{-1}} \right) \frac{M_{\text{gcs}}}{M_{\text{stars}}} \quad (3)$$

for a standard mean globular cluster mass $\langle m \rangle$ and a representative stellar mass-to-light ratio, $\Upsilon_{V,\text{gal}}$, appropriate to the *cores* of large ellipticals (which value is used so as not to include any nonbaryonic dark matter in the galaxy mass). Note that $\langle m \rangle$ is not observed to deviate significantly from the Milky Way value, either from galaxy to galaxy or from place to place within any one system, but that $\Upsilon_{V,\text{gal}}$ *does* vary systematically, as a function of luminosity, among large ellipticals (e.g., van der Marel 1991).

Global specific frequencies in a large sample of early-type galaxies are shown in Fig. 1. (The GCSs of spirals are generally less populous, and often more difficult to identify, than those in elliptical systems; thus, the data on late-type galaxies are relatively sparse.) The square points correspond to dwarf ellipticals and spheroidals, some in the Local Group (the two faintest objects are the Fornax and Sagittarius dwarfs) and others in the Virgo cluster (Durrell et al. 1996; Miller et al. 1998); filled circles represent regular giant ellipticals in a wide range of field and cluster environments (see, e.g., Harris 1991 and Kissler-Patig 1997); and open circles stand for the centrally located galaxies (which often are also the brightest) in a large number of groups and clusters (Blakeslee 1997; Blakeslee et al. 1997; Harris et al. 1998).

Three points are immediately apparent. First, among normal gE's an average $S_N \approx 5$ (roughly, $M_{\text{gcs}}/M_{\text{stars}} \sim 0.002$) is indicated. Second, the specific frequencies of central galaxies in groups and clusters show a systematic departure from this “typical” value, increasing strongly towards brighter galaxy magnitudes. And third, while the brightest of the dwarf ellipticals have S_N comparable to the giants, the ratio increases towards *fainter* luminosities in these small systems. All in all, S_N ranges over more than a factor of 20 in early-type galaxies. If the ratio $M_{\text{gcs}}/M_{\text{stars}}$ were a good approximation to ϵ_{cl} in equation (1), the implication would be that the basic efficiency of cluster formation also varied drastically—and in a *non-monotonic* fashion—from galaxy to galaxy. This is the first specific frequency problem. Although it has been much discussed in the literature (see McLaughlin 1999, Elmegreen 2000, or Harris 2000 for recent reviews and references), no satisfactory explanation (or prediction) of it has ever been advanced.

Very closely related to this, *local* specific frequencies may be defined at different projected radii within a single galaxy, by taking the ratio of its GCS surface (number) density profile, $N_{\text{cl}}(R_{\text{gc}})$, and its *V*-band light intensity, $I_V(R_{\text{gc}})$, normalized as in equation (2). (This is then proportional to the ratio of cluster and field-star *mass* densities, just as in eq. [3].) Beyond an effective radius or so (where the effects of dynamical evolution on the GCS are presumably minimized), it is found in *some* galaxies that local specific frequencies *increase outwards*; in others, they remain constant. Equivalently, some galaxies’ GCSs are significantly more extended than their stellar halos, while others’ GCS and field-star distributions trace each other accurately on large spatial scales. If the simple assumption $S_N \propto \epsilon_{\text{cl}}$ were applied here, it would appear to suggest that bound stellar clusters were sometimes (but not always, and for reasons completely unknown) *more* likely

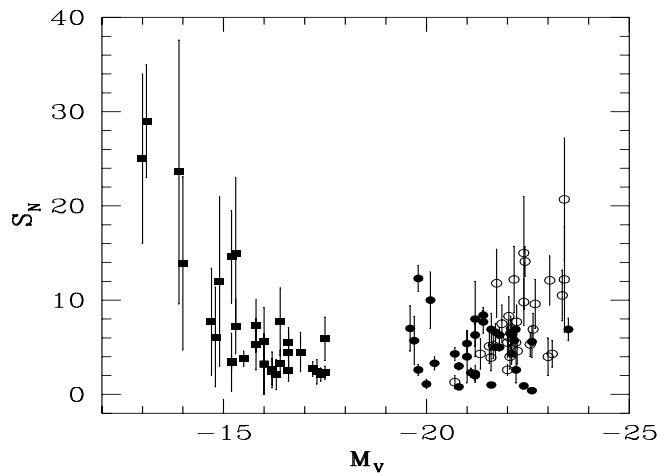


Figure 1. First specific frequency problem in 97 early-type galaxies.

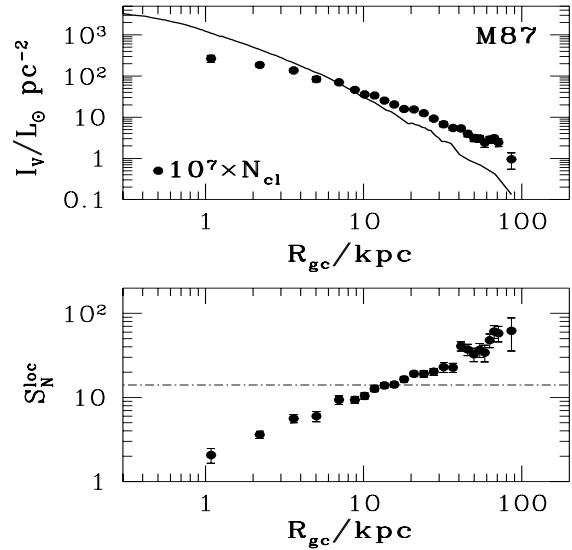


Figure 2. Second specific frequency problem as seen in M87. A distance of 15 Mpc to the galaxy has been assumed.

to form at *larger* distances from the centers of galaxies, in gas that was presumably at lower ambient densities and pressures. This is the second specific frequency problem.

Figure 2 illustrates this situation in M87, the cD galaxy at the center of the Virgo Cluster and the first system for which the effect was shown convincingly to exist (Harris 1986). The solid line in the top panel is the galaxy light profile, derived from the surface photometry of de Vaucouleurs & Nieto (1978), and the points trace the projected GCS number densities (in units of pc^{-2} and scaled up for a direct comparison with the stellar densities) from the combined data of McLaughlin et al. (1993), McLaughlin (1995), and Harris (1986) (see McLaughlin 1999). It is clear that the radial gradient of N_{cl} is significantly shallower than that of I_V , leading directly to the strongly increasing local specific frequency profile in the bottom panel.

The horizontal line in the bottom of Fig. 2 marks the globally averaged S_N for M87 as a whole: 14.1 ± 1.6 , three times higher than “normal” for giant ellipticals (Harris et al. 1998). That is, M87 also suffers from the first specific frequency problem. This is one strong hint that the two S_N problems are really just different aspects of a single basic phenomenon. What this might be has become clear only with a homogeneous survey of the central galaxies (simply BCGs hereafter) in 21 Abell clusters by Blakeslee (1997), Blakeslee et al. (1997), and Blakeslee (1999).

2.2. X-RAY GAS AND A UNIVERSAL ϵ_{cl}

Blakeslee has found (see also West et al. 1995) that the global specific frequencies of BCGs increase systematically with the soft X-ray luminosity (averaged over ~ 500 -kpc

scales) of the hot gas in their parent clusters. He then uses the details of this correlation to argue that the number of globulars in the cores of galaxy clusters scales in direct proportion to the total mass there, with one found for every $1\text{--}2 \times 10^9 M_\odot$ of stars, gas, *and dark matter*. This implies that the first S_N problem stems (in BCGs, at least) from a tendency for brighter galaxies to be “underluminous,” for the amount of gas and dark matter associated with them, rather than overabundant in globular clusters. Strictly from a star-formation point of view, however, only the baryons are of interest; thus, Harris et al. (1998) suggest, in essence, that if the dark matter were left out, the global mass ratio

$$\hat{\epsilon}_{\text{cl}} = M_{\text{gcs}} / (M_{\text{gas}} + M_{\text{stars}}) \quad (4)$$

might itself be constant, not only among BCGs but in other galaxies as well.¹ The first specific frequency problem would still arise more or less as Blakeslee suggested, with the (observed) larger gas fractions $M_{\text{gas}}/M_{\text{stars}}$ in brighter galaxies resulting also in a higher global $S_N \propto M_{\text{gcs}}/M_{\text{stars}}$. In addition, McLaughlin (1999) notes that if the local $\hat{\epsilon}_{\text{cl}}$ —defined in the obvious way as a ratio of densities—were also constant as a function of radius in galaxies, then the fact that the X-ray gas in ellipticals tends to be hotter and more spatially extended than the stellar distribution could cause the second specific frequency problem in gas-rich galaxies that also have a high global S_N .

The underlying idea here is, of course, that the present-day sum ($M_{\text{gas}} + M_{\text{stars}}$) should be a better indicator of the “initial” gas mass in large galaxies, and that equation (4) may therefore be more accurate than S_N as an estimate of the true cluster formation efficiency in equation (1). Admittedly, $\hat{\epsilon}_{\text{cl}}$ is still only an observable *approximation* to ϵ_{cl} ; indeed, in a hierarchical universe it may be difficult to say precisely what is meant by $M_{\text{gas}}^{\text{init}}$ in the first place. Particularly in a large galaxy which may have accreted gas (and stars and globulars) over extended lengths of time, the observable $\hat{\epsilon}_{\text{cl}}$ must be viewed as a mass-weighted average over a complex evolutionary history including a potentially large number of galaxy interactions and many discrete star-formation episodes. However, the current ratio of M_{gcs} to $(M_{\text{gas}} + M_{\text{stars}})$ does have an essentially universal value in old GCSs—including those in regular gE’s and early-type dwarfs as well as BCGs—arguing that it may be a good reflection after all of the real ϵ_{cl} .

¹ As Blakeslee (1999) discusses at length, his ratio of globulars per unit total mass and the ratio of equation (4) can *both* be constants in BCGs if the baryon fraction in the cores of galaxy clusters is also roughly universal (on the order of 10%). But as reasonable as it may seem, this possibility is in general unproven, and it is not obvious a priori that the two efficiencies are necessarily equivalent. Also, the constancy of Blakeslee’s ratio has been demonstrated neither globally for objects other than BCGs nor locally as a function of position inside any one galaxy. The behavior of $\hat{\epsilon}_{\text{cl}}$ *in general* can therefore not be anticipated from Blakeslee’s work.

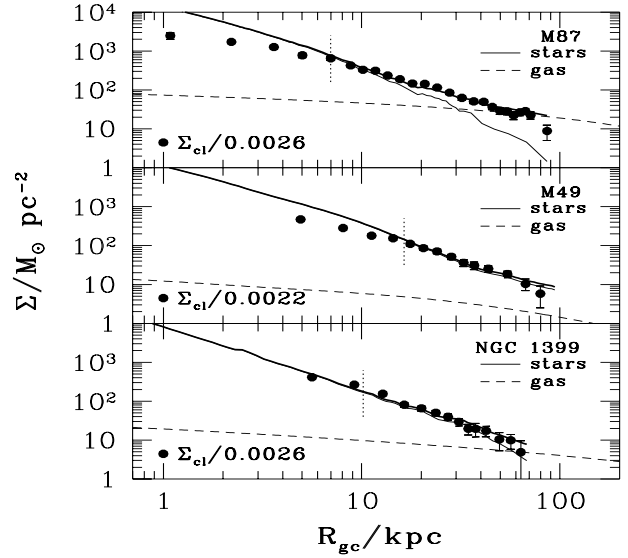


Figure 3. Constant local cluster formation efficiency in M87, M49, and NGC 1399 (McLaughlin 1999). Bold lines in all panels trace the *sum* of star and gas surface densities. Broken vertical lines mark the stellar effective radius of each galaxy.

Figure 3 shows this first for the *local* $\hat{\epsilon}_{\text{cl}}$ in M87 and in the bright ellipticals M49 (also in the Virgo Cluster) and NGC 1399 (BCG in the Fornax Cluster): The ratio of projected GCS mass densities ($\Sigma_{\text{cl}} \equiv \langle m \rangle N_{\text{cl}}$) to the sum of stellar and gas mass densities ($\Upsilon_{\text{V,gal}} I_V + \Sigma_{\text{gas}}$, with $\Upsilon_{\text{V,gal}}$ measured separately for each system) is constant beyond an effective radius in the galaxies.² The construction of the individual density profiles is discussed in detail by McLaughlin (1999), where a comparison of the deprojected quantities is also made, confirming the basic result and giving essentially the same numbers for $\hat{\epsilon}_{\text{cl}}$. Evidently, including the gas does alleviate the second specific frequency problem, in just the sense suggested above: S_N increases with radius in M87 because of a locally varying gas-to-star mass ratio, rather than any change in the fundamental $\hat{\epsilon}_{\text{cl}}$; and in the comparatively gas-poor M49 and NGC 1399, there is no S_N problem in the first place. Moreover, the first S_N problem is similarly removed when the X-ray gas is taken into account: Although the total specific frequencies of M87, M49, and NGC 1399 are significantly different (at 14.1, 4.7, and 6–7), their local GCS mass ratios at large radii are consistent with a single value: $\hat{\epsilon}_{\text{cl}} = 0.0026 \pm 0.0005$ in the mean. Finally, since this is also

² The departure of the GCS densities from the stellar profiles at smaller radii in M87 and M49 is undoubtedly significant, but it is not clear whether this is due to a real decrease in the true cluster formation efficiency there, or to dynamical depletion of the initial GCS, or to substantial dissipation in the gas that formed the field stars (after the globulars were already in place) in the innermost regions of the galaxies.

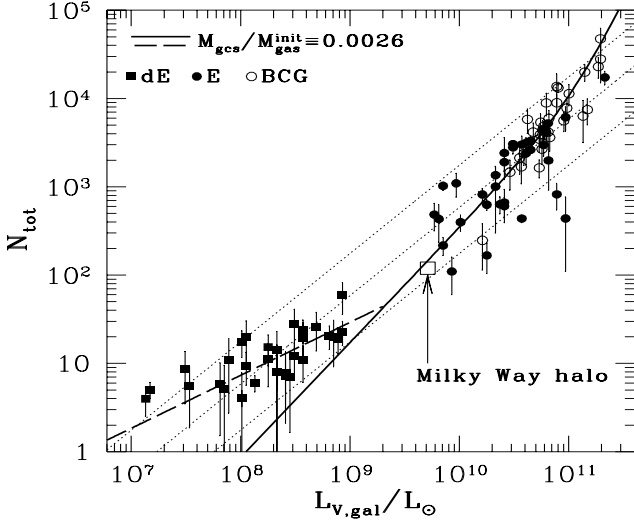


Figure 4. Total GCS populations and galaxy luminosities for the same systems plotted in Fig. 1. Bold lines are the relations predicted by a constant *global* cluster formation efficiency of $\epsilon_{cl} = 0.0026$. Light, dotted lines represent constant specific frequencies of $S_N = 15, 5$, and 1.5 . From McLaughlin (1999).

independent of galactocentric radius, it is the same as the *global* cluster formation efficiency in each case.

These specific examples clearly are consistent with the notion of a universal ϵ_{cl} . Figure 4, which essentially replots the S_N data in Fig. 1, confirms it in detail on a global scale. To understand the bold curves in this Figure, note that equation (4) and the definition $\mathcal{N}_{tot} = M_{gcs}/(2.4 \times 10^5 M_\odot)$ can be written as

$$\mathcal{N}_{tot} = 4.17 \times 10^6 \hat{\epsilon}_{cl} \left(1 + \frac{M_{gas}}{M_{stars}} \right) \left(\frac{M_{stars}}{10^{12} M_\odot} \right). \quad (5)$$

The heavy solid line in Fig. 4 is just this equation, with (i) $\hat{\epsilon}_{cl} = 0.0026$ fixed; (ii) V-band galaxy luminosities converted to stellar masses according to the relation $\Upsilon_{V,gal} = 6.3 M_\odot L_\odot^{-1} (L_{V,gal}/10^{11} L_\odot)^{0.3}$ (van der Marel 1991); and (iii) galaxy-wide gas-to-star mass ratios estimated from a combination of fundamental-plane scalings and the X-ray–optical luminosity correlation: $M_{gas}/M_{stars} \approx 0.55 \times (L_{V,gal}/10^{11} L_\odot)^{1.5}$ (McLaughlin 1999). The steep upturn in \mathcal{N}_{tot} at high $L_{V,gal}$ (or the sharp increase in BCG specific frequency) is thus due to the fast-growing dominance of gas over stars, in the face of a *constant* GCS mass fraction. Towards lower luminosities, global gas masses become negligible and S_N decreases steadily because of the systematic decrease in $\Upsilon_{V,gal}$ for fundamental-plane ellipticals. As a result, at the luminosity of the Milky Way spheroid (disk excluded), an $\hat{\epsilon}_{cl}$ of 0.0026 also accounts for the number of halo (metal-poor) Galactic globulars (open square in Fig. 4; see McLaughlin 1999).

For the early-type dwarf galaxies with $L_{V,gal} \leq 2 \times 10^9 L_\odot$, the gas-to-star mass ratio in equation (5) has a different meaning: The energy of supernova explosions in a

single burst of star formation in one of these small galaxies may have sufficed to expel all remaining gas from its dark-matter well, and while any such gas would, of course, no longer be directly observable, a proper estimate of ϵ_{cl} must still account for it. The bold, dashed line in Fig. 4 is one attempt to do this. It represents equation (5) given (i) the relation $(1 + M_{gas}^{lost}/M_{stars}) \simeq (L_{V,gal}/2 \times 10^9 L_\odot)^{-0.4}$, from the *theory* of Dekel & Silk (1986); (ii) a constant $\Upsilon_{V,gal} = 2 M_\odot L_\odot^{-1}$ for the stellar populations; and (iii) once again, a fixed $\hat{\epsilon}_{cl} = 0.0026$.

Although scatter remains (at the level of factors of ~ 2) in the observed \mathcal{N}_{tot} at any given $L_{V,gal}$ in Fig. 4, it is important that this is more or less random; the mean *trends* in GCS population as a function of luminosity—the essence of the first specific frequency problem—can be simply explained if the efficiency of globular cluster formation were constant to first order. Indeed, deviations in Fig. 4 may reflect the scatter of individual galaxies about either the fundamental plane or the L_X – L_B correlation used to derive the bold lines there, rather than any significant variations in ϵ_{cl} . This requires further study on a case-by-case basis, as does the situation in spirals other than the Milky Way. Similarly, there is some indication (e.g., Mac Low & Ferrara 1999) that the simple treatment of galactic winds (i.e., the model of Dekel & Silk 1986) used to correct for the gas lost from dwarf galaxies may be inadequate. At this point, however, it is more than plausible to assert that globular clusters formed in dE’s and dSph’s as in larger galaxies, always in the same proportion to the total mass of gas that was initially on hand.

One important consequence of this is that the efficiency of *unclustered* star formation in protogalaxies could *not* have been universal. In both the faintest dE’s and the brightest BCGs, globular clusters apparently formed in precisely the numbers expected of them, while anomalously low fractions of the initial gas mass were converted into field stars. In the case of the dwarfs specifically, if even just the idea of the feedback correction above is basically correct then all the globulars had to have formed by the time a galactic wind cleared the remaining gas; but this must have happened before normal numbers of field stars appeared. Thus, *the gas which formed bound star clusters had to have collapsed more rapidly than that which produced unbound groups and associations*. This implies that it was only those pieces of gas which locally exceeded some critical density that were able to attain the cumulative star formation efficiency of $\eta \gtrsim 20\%$ – 50% required to form a bound stellar cluster. In addition to this, the uniformity of $\hat{\epsilon}_{cl}$ argues—applying as it does over large ranges of radius inside M87, M49, and NGC 1399, and from dwarfs in the field to BCGs in the cores of Abell clusters—that the probability of realizing such a high SFE depended very weakly, if at all, on local or global protogalactic environment. Quantitative theories of cluster formation should therefore seek to identify a *threshold in relative density*,

$\delta\rho/\rho$, that is always exceeded by $\simeq 0.26\%$ of the mass fluctuations in any large body of star-forming gas.

The “relative” aspect of such a criterion is crucial; the GCS data militate strongly against any model relying on parameters that are too sensitive to environment. One such example is the scenario of Elmegreen & Efremov (1997), in which the pressure exerted by a diffuse medium surrounding a dense clump of gas must exceed a fixed, absolute value in order to produce a high local η and a bound stellar cluster. However, since pressures vary by orders of magnitude in going from dE’s to BCGs, or from large to small radii in any one galaxy, this idea seems to imply *systematic* variations in ϵ_{cl} that are not observed.

BCGs present a complex problem in larger-scale galaxy formation, but it is worth noting that a feedback argument like that applied to dwarfs may also be relevant to central cluster galaxies like M87 (cf. Harris et al. 1998; McLaughlin 1999). That is, globulars likely also appeared quickly, and in normal numbers, in the densest of star-forming clumps (perhaps embedded in dwarf-sized fragments) in these deep potential wells. The gas more slowly forming field stars could have been virialized thereafter, or moved outwards in slow, partial galactic winds. The unused gas in this case would have to remain hot to the present day, and more or less in the vicinity of the parent galaxy, in order to appear as the X-ray emitting gas that makes $\hat{\epsilon}_{\text{cl}}$ so constant in Fig. 4; but this requirement is certainly consistent with the BCGs being at the centers of clusters. In addition, the feedback in this scenario would have more effectively truncated the star formation in the lower-density environs at larger galactocentric radii in these very large systems, thus giving rise to the second specific frequency problem as well. There are other possibilities for BCGs, however. It is conceivable, for instance, that their “excess” gas and globulars were both produced elsewhere in galaxy clusters (in failed dwarfs?) and fell together onto the central galaxies over a long period of time. These questions need to be examined in much more detail.

Finally, McLaughlin (1999) argues that the current efficiency of *open* cluster formation in the Galactic disk is also $\sim 0.2\text{--}0.4\%$ by mass. This figure is much more uncertain than it is in GCSs, and it is essentially an *instantaneous* variant of the time-averaged quantity measured for globular clusters. Nevertheless, it clearly suggests that whatever quantitative criterion is ultimately required to explain $\epsilon_{\text{cl}} = 0.26\%$ in GCSs may very well prove to be of much wider applicability. (One exception *may* be the formation of massive clusters in mergers and starbursts, where it has been suggested that $\epsilon_{\text{cl}} \sim 1\text{--}10\%$ [e.g., Zepf et al. 1999; Schweizer 1999]. However, this conclusion is very uncertain and requires more careful investigation.)

3. GLOBULAR CLUSTER BINDING ENERGIES

The focus to this point has been on the *frequency* with which $\sim 10^5\text{--}10^6 M_{\odot}$ clumps of gas were able to form stars

with a cumulative efficiency η high enough to produce a bound globular cluster. The impressive regularity of this occurrence is clearly important, as has just been discussed, and its rarity is significant as well: the small value of $\epsilon_{\text{cl}} = 0.26\%$ implies that the local SFE in an *average* bit of protogalactic gas was much lower than $\eta_{\text{crit}} \sim 0.2\text{--}0.5$ (a fact which is also true of molecular gas in the Galaxy today). However, these results say nothing of *how* an extreme η comes about in any individual gas clump. This is another open problem in star formation generally. Its solution requires both an understanding of local star formation laws ($d\rho_*/dt$ as a function of ρ_{gas}) and a self-consistent treatment of feedback on small ($\sim 10\text{--}100$ pc) scales.

The whole issue is essentially one of energetics in a compact, gravitationally bound association of gas and embedded young stars: When does the combined energy injected by all the massive stars equal the binding energy of whatever gas remains? This point of equality and the corresponding η can in principle be identified for any given star formation law and a set of initial conditions in the original gas. The difficulty lies, of course, in deciphering what these are; but once this is done, progress will also have been made in understanding the probability of obtaining $\eta > \eta_{\text{crit}}$, i.e., the overall efficiency of cluster formation in §2. One way to begin addressing this complex set of problems empirically is to compare the final binding energies of stellar clusters with the initial energies of their gaseous progenitors. This is a straightforward exercise for the ensemble of globular clusters in the Milky Way.

Saito (1979a) evaluated the binding energies E_b for about 10 bright Galactic globulars, along with a number of dwarf and giant ellipticals. He claimed that $E_b \propto M^{1.5}$ for gE’s and globulars alike, while the dwarfs fell systematically below this relation (a fact which he subsequently attributed to the effects of large-scale feedback such as discussed above [Saito 1979b; but cf. Bender et al. 1992]). Twenty years later, the data required for a calculation of binding energy are available for many more than ten globular clusters, and they are of higher quality than those available to Saito.

McLaughlin (2000) computes the binding energies of 109 “regular” Galactic globulars and 30 objects with post-core-collapse (PCC) morphologies. The main assumption is that single-mass, isotropic King (1966) models provide a complete description of the clusters’ internal structures. Within this framework, the fundamental definition $E_b \equiv -(1/2) \int_0^{r_t} 4\pi r^2 \rho \phi dr$ (with r_t the tidal radius of the cluster) may be written as

$$E_b = 1.663 \times 10^{41} \text{ erg} \left(\frac{r_0}{\text{pc}} \right)^5 \left(\frac{\Upsilon_{V,0} j_0}{M_{\odot} \text{ pc}^{-3}} \right)^2 \mathcal{E}(c) \quad , \quad (6)$$

where r_0 is the model scale radius (King 1966) $\Upsilon_{V,0}$ is the core mass-to-light ratio; j_0 is the central V -band luminosity density; and $\mathcal{E}(c)$ is a well defined, nonlinear function of $c \equiv \log(r_t/r_0)$, obtained by numerically integrating King models (McLaughlin 2000).

Values of r_0 , j_0 , and c are given for all Milky Way clusters in the catalogue of Harris (1996). However, a determination of $\Upsilon_{V,0}$ requires measurements of velocity dispersions σ_0 , and these are available for only a third of the sample, in the compilation of Pryor & Meylan (1993). For these objects, application of the King-model relation $\Upsilon_{V,0} = 9\sigma_0^2/(4\pi G r_0^2 j_0)$ gives the results shown in the top panel of Fig. 5. The regular globulars there (the 39 filled circles) share a single, *constant* core mass-to-light ratio: $\langle \log \Upsilon_{V,0} \rangle = 0.16 \pm 0.03$ in the mean, and the r.m.s. scatter about this is less than the $1\text{-}\sigma$ observational error-bar shown for $\log \Upsilon_{V,0}$. (The results for 17 PCC clusters, plotted as open squares, are almost certainly spurious [see McLaughlin 2000]. They are shown for completeness but not included in any quantitative analyses here.) This is consistent with separate work by Mandushev et al. (1991) and Pryor & Meylan (1993).

It can safely be assumed that this same $\Upsilon_{V,0}$ applies to all other (non-PCC) Galactic globulars, so that E_b can be computed from equation (6) given only r_0 , j_0 , and c , i.e., on the basis of cluster photometry or star-count data alone. If this is done for the full Harris (1996) catalogue, a very tight correlation between binding energy, total cluster luminosity, and Galactocentric position is found:

$$E_b = 7.2 \times 10^{39} \text{ erg } (L/L_\odot)^{2.05} (r_{gc}/8 \text{ kpc})^{-0.4}, \quad (7)$$

with uncertainties of about ± 0.1 in the fitted powers on L and r_{gc} . This relation is drawn as the line in the middle panel of Fig. 5. The r.m.s. scatter of the regular-cluster data (filled and open circles) about it is no larger than the typical $1\text{-}\sigma$ observational uncertainty on $\log E_b$.

So far as current data can tell, the constancy of $\Upsilon_{V,0}$ and the scaling of E_b with L and r_{gc} are essentially perfect. Now, in the context of King (1966) models, any globular cluster is fully defined by the specification of just four (nominally) independent physical quantities. Given the results just presented, it is natural to choose these to be $\log \Upsilon_{V,0}$, $\log E_b$, the total $\log L$, and the concentration parameter $c = \log(r_t/r_0)$. (Additional factors such as Galactocentric position or cluster metallicity are quite separate from the model characterization of a cluster, and they are to be viewed as external parameters.) But the tight empirical constraints on $\Upsilon_{V,0}$ and E_b mean that they are not actually “free” in any real sense; in practice, Galactic globulars are only a *two-parameter* family, with all internal properties set by $\log L$ and c . Equivalently, the clusters are confined to a *fundamental plane* in the larger, four-dimensional space of King models available to them in principle. The top plots in Fig. 5 are then just two edge-on views of this plane. Its properties are discussed in detail by McLaughlin (2000), where this physical approach to it is also compared to the more statistical tack taken by Djorgovski (1995), who first claimed its existence, and to the different interpretation suggested by Bellazzini (1998).

The bottom panel shows the third plot possible in the physical cluster “basis” chosen here: concentration vs. to-

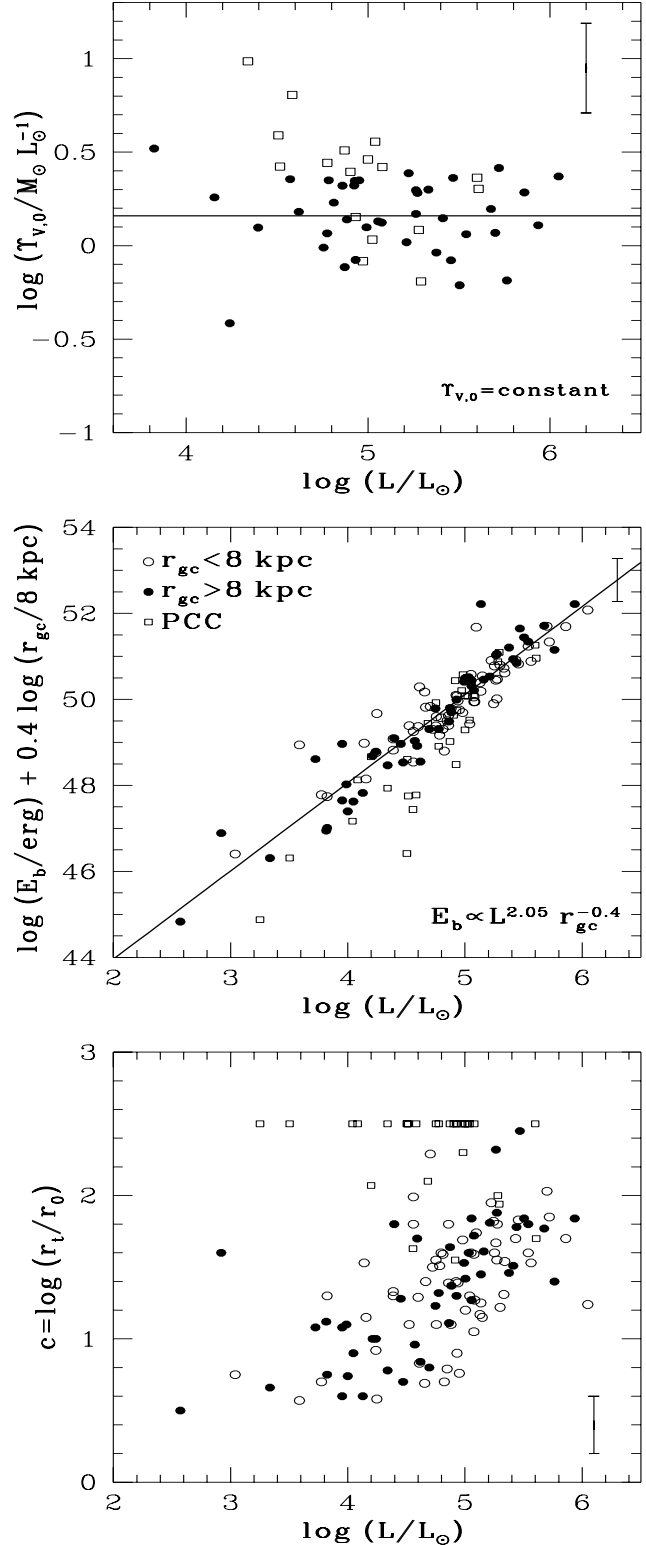


Figure 5. The fundamental plane of Galactic globular clusters (after McLaughlin 2000). Top panels are two edge-on views; bottom is nearly the face-on view. All correlations between any other combinations of cluster observables follow directly from these three relations between $\Upsilon_{V,0}$, E_b , c , L , and r_{gc} .

tal luminosity. (This is close to, but not quite, a face-on view of the fundamental plane; see McLaughlin 2000.) Although it is not one-to-one like those in the top panels, there is clearly a dependence of c on $\log L$ (see also van den Bergh 1994 or Bellazzini et al. 1996): roughly, $c \approx -0.55 + 0.4 \log L$, but the scatter about this line exceeds the observational errorbar on c . Neither the slope nor the normalization of this rough correlation changes with Galactocentric position, i.e., the distribution of globulars on the fundamental plane is independent of r_{gc} .

The mean core mass-to-light ratio is also independent of Galactocentric radius, and *none of the distributions in Fig. 5 depend on cluster metallicity*. Moreover, since any other property of a King-model cluster is known once values for $\Upsilon_{V,0}$, E_b , c , and L are given, it follows that *all* interdependences between *any* globular cluster observables (and there are many; see, e.g., Djorgovski & Meylan 1994) are perforce equivalent to a combination of (i) a constant $\Upsilon_{V,0} = 1.45 M_\odot L_\odot^{-1}$; (ii) equation (7) for E_b as a function of L and r_{gc} ; (iii) the rough increase of c with L ; and (iv) generic King-model definitions. McLaughlin (2000) derives a complete set of structural and dynamical correlations to confirm this basic point: *only* the quantitative details of Fig. 5—and their insensitivity to metallicity—need be explained in any theory of globular cluster formation and evolution in our Galaxy.

It is then important that the $E_b(L, r_{gc})$ and $c(L)$ correlations are stronger among clusters outside the Solar circle (filled circles in the plots) than among those within it (open circles). Given the relative weakness of dynamical evolution at such large r_{gc} , this is one indication that

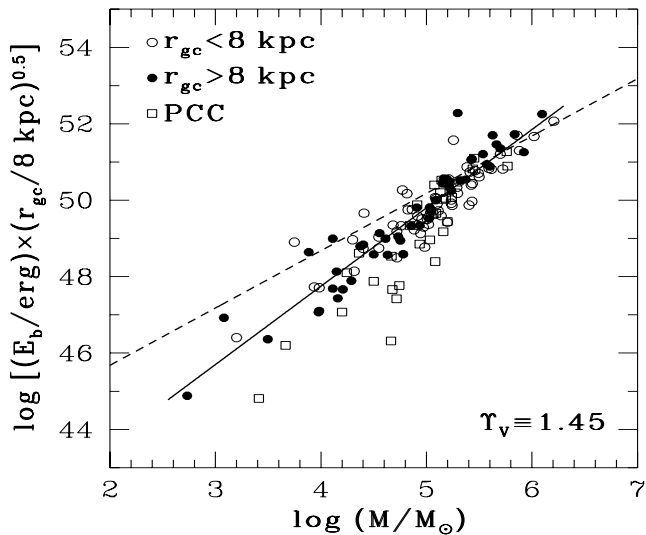


Figure 6. Binding energy vs. mass for globulars (points; solid line) and their gaseous progenitors (broken line) in the Galaxy. Total cluster luminosities are converted to masses by applying the constant mass-to-light ratio indicated.

these fundamental properties of the Galactic GCS were set largely by the cluster *formation* process (see also Murray & Lin 1992; Bellazzini et al. 1996; Vesperini 1997).

Figure 6 finally compares the globular cluster energies to estimates for the initial values in their progenitors. This is done for the specific model of Harris & Pudritz (1994), in which protoglobular clusters are embedded in larger protogalactic fragments and have properties analogous to those of the dense clumps inside present-day molecular clouds (see §1). In particular, the column densities of the protoclusters are postulated to be independent of mass but decreasing with Galactocentric radius: $M/\pi R^2 \simeq 10^3 M_\odot \text{pc}^{-2} (r_{gc}/8 \text{ kpc})^{-1}$, which follows from the clumps being in hydrostatic equilibrium and from their parent clouds being themselves surrounded in a diffuse medium virialized in a “background” isothermal potential well with a circular velocity of 220 km s^{-1} . This relation then implies $E_b \equiv GM^2/R = 4.8 \times 10^{42} \text{ erg } (M/M_\odot)^{1.5} (r_{gc}/8 \text{ kpc})^{-0.5}$, which is drawn as the broken line in Fig. 6. *By construction, this is precisely the mass-energy relation obeyed today by the massive clumps in molecular clouds in the Solar neighborhood*. Intriguingly, it is also the M – E_b scaling originally claimed by Saito (1979a) for giant elliptical galaxies and (bright) globular clusters.

The dependence of E_b on r_{gc} in such protoclusters is nearly the same as that actually found for the globulars today. (It similarly accounts for the observed increase of cluster radii with r_{gc} [Harris & Pudritz 1994; cf. Murray & Lin 1992]—a trend which is, in fact, equivalent to the behavior of E_b in eq. [7].) In Fig. 6, the two are taken for convenience to be identical, so that the comparison between model and observed binding energies there is valid at any given Galactocentric position.

The difference in the *slopes* of the two $E_b(M)$ relations is significant: The ratio of the initial energy of a gaseous clump to the final E_b of a stellar cluster is unavoidably a function of its cumulative star formation efficiency η ; but Fig. 6 shows that this ratio of energies changes systematically as a function of mass, and thus that η varied as well. Moreover, the fact that the difference between initial and final E_b is largest at the lowest masses implies that η *had to have been lower in lower-mass protoglobulars*. The details of this behavior must rely on the density and velocity structure of the initial gas; the timescale over which feedback expels unused gas; re-expansion of the stars after such gas loss; and other such specifics which are model-dependent to some extent. The inference on the qualitative behavior of η as a function of protocluster gas mass is, however, robust.

A more quantitative discussion of Fig. 6—including its implications for the mass function of GCSs, which will differ from the mass functions of gaseous protoclusters if η varied systematically from one to the other—has to be deferred (McLaughlin, in progress). But this evidence for a variable star formation efficiency in protoclusters is itself a new target for theoretical attack, most likely through a

general calculation of star formation and feedback such as that described at the beginning of this Section. As was also mentioned there, if such models can be made to agree with the data in Fig. 6, they will likely also shed new light on the empirical efficiency of cluster formation, and perhaps on other generic properties of GCSs as well—and, thence, on larger-scale processes in galaxy formation.

ACKNOWLEDGEMENTS

This work was supported by NASA through grant number HF-1097.01-97A awarded by the Space Telescope Science Institute, which is operated by the Association of Universities for Research in Astronomy, Inc., for NASA under contract NAS5-26555.

REFERENCES

- Aguilar, L., Hut, P., & Ostriker, J. P. 1988, *ApJ*, 335, 720
 Ashman, K. M., & Zepf, S. E. 1992, *ApJ*, 384, 50
 Ashman, K. M., & Zepf, S. E. 1998, *Globular Cluster Systems* (New York: Cambridge Univ. Press)
 Bellazzini, M. 1998, *New Astronomy*, 3, 219
 Bellazzini, M., Vesperini, E., Ferraro, F. R., & Fusi Pecci, F. 1996, *MNRAS*, 279, 337
 Bender, R., Burstein, D., & Faber, S. 1992, *ApJ*, 399, 462
 Blakeslee, J. P. 1997, *ApJ*, 481, L59
 Blakeslee, J. P. 1999, *AJ*, 118, 1506
 Blakeslee, J. P., Tonry, J. L., & Metzger, M. R. 1997, *AJ*, 114, 482
 Caputo, F., & Castellani, V. 1984, *MNRAS*, 207, 185
 Capuzzo-Dolcetta, R. 1993, *ApJ*, 415, 616
 Côté, P., Marzke, R. O., & West, M. J. 1998, *ApJ*, 501, 554
 Côté, P., Marzke, R. O., West, M. J., & Minniti, D. 2000, *ApJ*, in press ([astro-ph/9911527](#))
 de Vaucouleurs, G., & Nieto, J.-L. 1978, *ApJ*, 220, 449
 Dekel, A., & Silk, J. 1986, *ApJ*, 303, 39
 Djorgovski, S. 1995, *ApJ*, 438, L29
 Djorgovski, S., & Meylan, G. 1994, *AJ*, 108, 1292
 Durrell, P. R., Harris, W. E., Geisler, D., & Pudritz, R. E. 1996, *AJ*, 112, 972
 Elmegreen, B. G. 2000, in *Toward a New Millennium in Galaxy Morphology*, ed. D. L. Block, I. Puerari, A. Stockton, and D. Ferreira (Dordrecht: Kluwer), in press ([astro-ph/9911157](#))
 Elmegreen, B. G., & Clemens, C. 1985, *ApJ*, 294, 523
 Elmegreen, B. G., & Efremov, Y. N. 1997, *ApJ*, 480, 235
 Fall, S. M., & Rees, M. J. 1977, *MNRAS*, 181, 37P
 Fall, S. M., & Rees, M. J. 1985, *ApJ*, 298, 18
 Forbes, D. A., Brodie, J. P., & Grillmair, C. J. 1997, *AJ*, 113, 1652
 Gnedin, O. Y., & Ostriker, J. P. 1997, *ApJ*, 474, 223
 Goodwin, S. P. 1997, *MNRAS*, 284, 785
 Harris, W. E. 1986, *AJ*, 91, 822
 Harris, W. E. 1991, *ARA&A*, 29, 543
 Harris, W. E. 1996, *AJ*, 112, 1487
 Harris, W. E. 2000, *Globular Cluster Systems: Lectures for the 1998 Saas-Fee Advanced Course on Star Clusters* (Swiss Society for Astrophysics and Astronomy), in press (preprint at <http://physun.mcmaster.ca/~harris/WEHarris.html>)
 Harris, W. E., & Pudritz, R. E. 1994, *ApJ*, 429, 177
 Harris, W. E., & van den Bergh, S. 1981, *AJ*, 86, 1627
 Harris, W. E., Harris, G. L. H., & McLaughlin, D. E. 1998, *AJ*, 115, 1801
 Hills, J. G. 1980, *ApJ*, 225, 986
 King, I. R. 1966, *AJ*, 71, 64
 Kissler-Patig, M. 1997, *A&A*, 319, 83
 Kissler-Patig, M., & Gebhardt, K. 1999, *AJ*, 118, 1526
 Kissler-Patig, M., Forbes, D. A., & Minniti, D. 1998, *MNRAS*, 298, 1123
 Lada, E. A., DePoy, D. L., Evans, N. J., & Gatley, I. 1991, *ApJ*, 371, 171
 Lada, E. A. 1992, *ApJ*, 393, L25
 Larson, R. B. 1988, in *IAU Symposium No. 126, Globular Cluster Systems in Galaxies*, ed. J. E. Grindlay and A. G. D. Philip (Dordrecht: Kluwer), 311
 Larson, R. B. 1993, in *ASP Conf. Ser. 48, The Globular Cluster-Galaxy Connection*, ed. G. H. Smith and J. P. Brodie (San Francisco: ASP), 675
 Mac Low, M.-M., & Ferrara, A. 1999, *ApJ*, 513, 142
 Mandushev, G., Spassova, N., & Staneva, A. 1991, *A&A*, 252, 94
 Mathieu, R. D. 1983, *ApJ*, 267, L97
 McLaughlin, D. E. 1995, *AJ*, 109, 2034
 McLaughlin, D. E. 1999, *AJ*, 117, 2398
 McLaughlin, D. E. 2000, *ApJ*, in press
 McLaughlin, D. E., & Pudritz, R. E. 1996, *ApJ*, 457, 578
 McLaughlin, D. E., Harris, W. E., & Hanes, D. A. 1993, *ApJ*, 409, L45
 Meurer, G. R., Heckman, T. M., Leitherer, C., Kinney, A., Robert, C., & Garnett, D. R. 1995, *AJ*, 110, 2665
 Meylan, G., & Heggie, D. C. 1997, *A&A Rev.*, 8, 1
 Miller, B. W., Lotz, J. M., Ferguson, H. C., Stiavelli, M., & Whitmore, B. C. 1998, *ApJ*, 508, L133
 Murali, C., & Weinberg, M. D. 1997a, *MNRAS*, 288, 749
 Murali, C., & Weinberg, M. D. 1997b, *MNRAS*, 288, 767
 Murali, C., & Weinberg, M. D. 1997c, *MNRAS*, 291, 717
 Murray, S. D., & Lin, D. N. C. 1992, *ApJ*, 400, 265
 Murray, S. D., & Lin, D. N. C. 1993, in *The Globular Cluster-Galaxy Connection*, ed. G. H. Smith and J. P. Brodie (San Francisco: ASP), 738
 Ostriker, J. P., Binney, J., & Saha, P. 1989, *MNRAS*, 241, 849
 Patel, K., & Pudritz, R. E. 1994, *ApJ*, 424, 688
 Peebles, P. J. E., & Dicke, R. H. 1968, *ApJ*, 154, 891
 Pryor, C., & Meylan, G. 1993, in *ASP Conf. Ser. 50, Structure and Dynamics of Globular Clusters*, ed. S. G. Djorgovski and G. Meylan (San Francisco: ASP), 357
 Saito, M. 1979a, *PASJ*, 31, 181
 Saito, M. 1979b, *PASJ*, 31, 193
 Schweizer, F. 1987, in *Nearly Normal Galaxies*, ed. S. M. Faber (New York: Springer), 18
 Schweizer, F. 1999, in *Spectrophotometric Dating of Stars and Galaxies*, ed. I. Hubeny, S. Heap, and R. Cornett (San Francisco: ASP), in press ([astro-ph/9906488](#))
 Searle, L., & Zinn, R. 1978, *ApJ*, 225, 357
 Spitzer, L. 1987, *Dynamical Evolution of Globular Clusters* (Princeton: Princeton Univ. Press)
 van den Bergh, S. 1994, *ApJ*, 435, 203
 van der Marel, R. P. 1991, *MNRAS*, 253, 710
 Verschueren, W. 1990, *A&A*, 234, 156
 Vesperini, E. 1997, *MNRAS*, 287, 915

- West, M. J., Côté, P., Jones, C., Forman, W., & Marzke, R. O. 1995, *ApJ*, 453, L77
- Whitmore, B. C., & Schweizer, F. 1995, *AJ*, 109, 960
- Zepf, S. E., & Ashman, K. M. 1993, *MNRAS*, 264, 611
- Zepf, S. E., Ashman, K. M., English, J., Freeman, K. C., & Sharples, R. M. 1999, *AJ*, 118, 752