

The Morphological and Structural Classification of Planetary Nebulae

Arturo Manchado, Eva Villaver

Instituto de Astrofísica de Canarias, C/Vía Láctea, 38200 La Laguna, Tenerife, Spain

Letizia Stanghellini

Space Telescope Science Institute, 3700 San Martin Drive, Baltimore, MD 21218, USA

Martín A. Guerrero

Department of Astronomy, University of Illinois, 1002 W. Green St., Urbana, IL 61801, USA

Abstract. We present a statistical analysis of a complete sample (255) of northern planetary nebulae (PNe). Our analysis is based on morphology as a main parameter. The major morphological classes are: round (26% of the sample), elliptical (61 %), and bipolar (13 %) PNe. About a half of the round and 30 % of the elliptical PNe present multiple shells. Round PNe have higher galactic latitude ($|b| = 12$) and galactic height ($\langle z \rangle = 753$ pc), than the elliptical ($|b| = 7$, $\langle z \rangle = 308$ pc) and bipolar ($|b| = 3$, $\langle z \rangle = 179$ pc). This possibly implies a different progenitor mass range across morphology, as a different stellar population would suggest.

1. Introduction

For decades now, it has been well established that PNe are the result of the evolution of low and intermediate mass stars ($M < 10 M_{\odot}$). The actual nebular formation process has been well understood since Kwok, Purton & Fitzgerald (1978) explained the formation of PN as the result of the interaction of a low density fast wind with a high density slow wind. The only drawback of this *two wind* model is that it can not explain well the formation of asymmetric PNe. Since it has been long observed that most PNe do not have a round, regular shape, some other mechanism has to be invoked to produce asymmetry.

Mellema & Frank (1995) implemented an interacting wind model with an equatorial density enhancement. The fast low density wind interacts with an azimuthal dependent wind forming an asymmetrical PN. Rotation as a way to produce asymmetric PNe has been proposed by different authors (e.g. Calvet & Peimbert 1983; Ignace, Cassinelli & Bjorkman 1996; García-Segura *et al.* 1999). The presence of a magnetic field is also able to convey an asymmetrical nebular evolution (e.g. Pascoli 1992; Chevalier & Luo 1994; Soker 1998; García-Segura

et al. 1999). The common envelope evolutionary phase, typical of a close binary star, also produces the appropriate equatorial density enhancement to make the PN ejecta asymmetric; a similar effect can be obtained by the presence of a substellar object in the system (e.g. Soker 1997).

By correlating the morphological class with the different nebular and stellar parameters, it may be possible to disclose the predominant mechanism responsible for the observed morphology.

Morphological studies of PNe have lacked a univocal classification scheme. Since the pioneer work by Curtis (1918), who discovered large structured "haloes" around some PNe, there have been several studies all aimed at the same goal: a better understanding on the physical meaning of nebular shapes. Greig (1971) classified PNe into 15 morphological classes, ultimately grouped in two main classes: binebulous and circular; he found that binebulous PNe have lower galactic height distribution than circular PNe (Greig 1972). Zuckerman & Aller (1986) studied a sample of 108 PNe, classifying them into 16 morphological types, then regrouped the many classes into bipolar, elliptical, round, irregular, and other shapes; 50 % of their PN sample was bipolar, 30 % elliptical, 15 % round, and the rest irregular or other shapes. Zuckermann & Aller (1986) could not find any correlation between the morphological class and the C/O abundance. Balick (1987) divided the morphological classes in round, elliptical, and butterfly. He proposed an evolutionary sequence within each morphological type. Chu, Jacoby & Arendt (1987), studied a sample of 126 extended PNe. They found that the frequency of multiple-shell planetary nebulae (MSPN) was 50 %. Schwarz, Corradi & Stanghellini (1993) classified the Schwarz, Corradi & Melnick (1992) sample of southern Galactic PNe into elliptical, bipolar, pointsymmetric, irregular, and stellar shapes. On a subsample of the same catalog of PNe, Stanghellini, Corradi & Schwarz (1993) found that the central star distribution was different for bipolar and elliptical PNe. Corradi & Schwarz (1995), using a large PN sample (~ 400 PNe), found a different galactic height distribution for elliptical ($z=320$ pc) and for bipolar ($z=130$ pc) PNe.

Most of these classification schemes are based on incomplete or inhomogeneous samples. On this basis, Machado *et al.* (1996) presented a complete set of northern Galactic PNe, to be analyzed for their morphological properties. In §2 we will illustrate this sample; we also discuss the completeness and the morphological classification based on the sample. § 3 presents some of the relations found between the morphology and other nebular and stellar parameters, and includes a discussion on the possible evolutionary scheme for the different types of pointsymmetric PNe. Conclusions are in § 4.

2. The PN sample and its completeness

The selection criteria for our homogeneous sample of northern Galactic PNe includes: (1) all northern PNe with declination larger than -11 in the Acker *et al.* (1992) catalog; (2) all the PNe larger than 4 arc-second; (3) images must be obtained in the narrow band filters (e.g. $H\alpha$, $[N II]$ or $[O III]$).

There are 255 PNe that fulfill these selection criteria, 205 from the survey by Machado *et al.* (1996), 28 from Balick (1987) and 22 from Schwarz, Corradi &

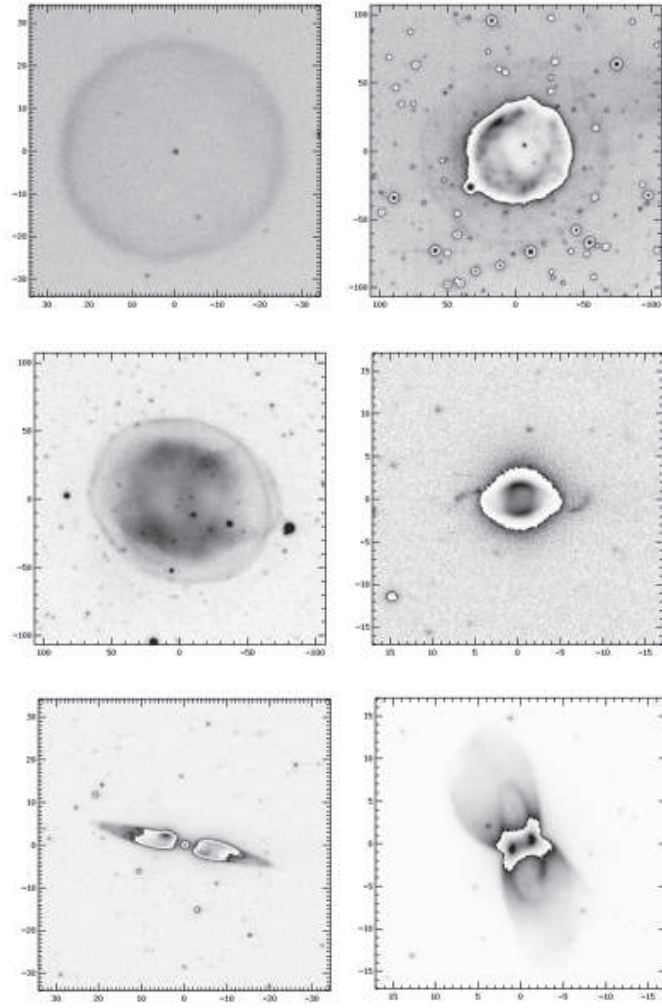


Figure 1. From left to right, top to bottom: narrow band images of the PNe A 39, NGC 2438, IC 1295, He 2-429, He 2-437 and M 2-46

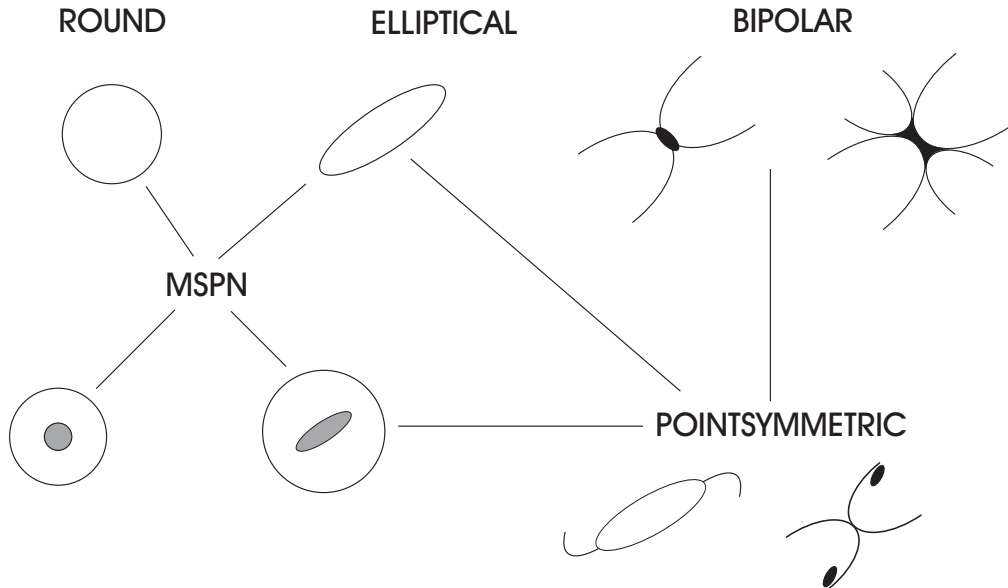


Figure 2. Classification scheme

Melnick (1992). In Figure 1 we show a selection of these images, representative of the various morphologies.

After a thorough analysis of the whole sample we decided to revise the morphological classification by Manchado *et al.* (1996). In fact, to make the individual morphological classes statistically meaningful, we decided to make only three major morphological classes: round (63 cases), elliptical (149 cases), and bipolar (43 cases) PNe. The quadrupolar PNe (7 cases) were included in the bipolar class, because the formation mechanisms could be very similar (Manchado, Stanghellini & Guerrero 1996). Pointsymmetry can be defined as a sub-class of elliptical and bipolar PNe: in fact, most pointsymmetric PNe have either bipolar or elliptical main shapes. A typical case of an elliptical pointsymmetric PNe is a PN with FLIERS (e.g. Balick *et al.* 1993). Figure 2 shows a diagram with the new morphological scheme.

Although the sample is complete as far as known PNe are concerned, there may be observational biases due to a different surface brightness limit for each morphological class. In order to investigate this possible bias we compare the statistical distribution of each morphological class taking into account the distance (Cahn, Kaler & Stanghellini 1992) and the extinction (Cahn, Kaler & Stanghellini 1992; Tylenda *et al.* 1992). The overall distribution of morphology in our PN sample is 58 % elliptical, 25 % round and 17 % bipolar. However, we realized that the sample is only complete up to a distance of 7 Kpc for all the morphological classes. If we were to limit the statistical studies to those PNe within a distance of 7 Kpc, the morphological distribution would be like 61 % elliptical, 26 % round and 13 % bipolar.

It can be argued that the statistical distances are not correct, so we used the extinction to infer completeness. If the sample is confined to the galactic plane, we can assume an extinction distance relationship of $c = 0.2$ per Kpc.

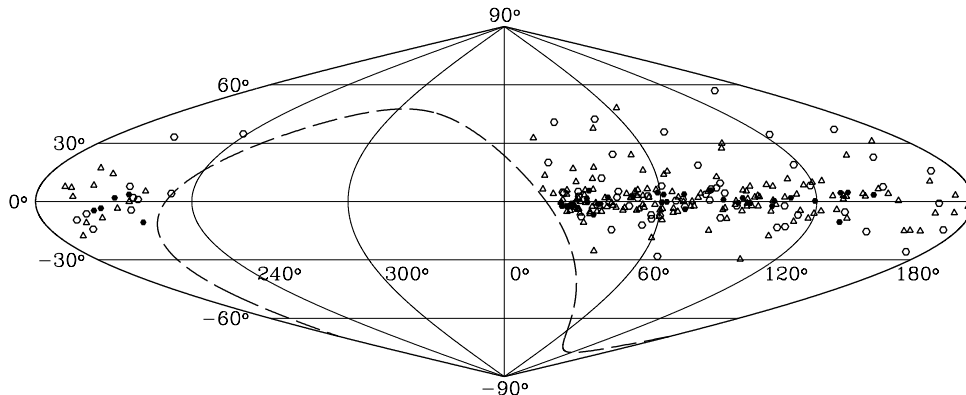


Figure 3. Galactic distribution of elliptical (triangles), round (open circles), and bipolar (filled circles) PNe.

Therefore, if we limit the sample to PNe with $|b| < 4^\circ$, c must be < 1 . In this newly defined space volume, we find 59 % elliptical, 28 % round, and 13 % bipolar PNe. Therefore, the results obtained using the statistical distance and the extinction rule are very similar, which means that the completeness within this space volume is sound.

3. Relations across morphological types

Each morphological class was correlated with a set of nebular and stellar parameters from the literature (for a complete reference list, see Manchado *et al.* 2000).

It was found that electronic density has different values for each morphological class; the median value is 1500 cm^{-3} for elliptical, 400 cm^{-3} for round, and 1000 cm^{-3} for bipolar.

Dust temperatures were derived using the IRAS 25 and $60 \mu\text{m}$ fluxes and dust emissivities taken from Draine & Lee (1984). Both elliptical and round PNe have a median dust temperature of 82 K, while bipolar temperature is 69 K.

The $[\text{N II}]/\text{H}\alpha$ ratio is higher for bipolar than for elliptical and round PNe. The N/O and He abundances of bipolar PNe are consistent with type I PNe (as defined by Peimbert & Torres-Peimbert 1983) and in MSPN they are consistent with type II PNe.

The galactic latitude distribution is different for each morphological class. The median of the galactic latitude is $|b| = 7$ for elliptical, $|b| = 12$ for round and $|b| = 3$ for bipolar PNe. Figure 3 shows the galactic distribution of these three morphological classes. The median values of the Galactic height are $\langle z \rangle = 308$ pc for elliptical, $\langle z \rangle = 753$ pc for round, and $\langle z \rangle = 179$ pc for bipolar.

By studying the pointsymmetric PNe, we find that for elliptical pointsymmetric the scale height is $\langle z \rangle = 310$ pc, while the elliptical PNe without pointsymmetry have a $\langle z \rangle = 308$ pc. Bipolar with pointsymmetric struc-

ture have $\langle z \rangle = 248$ pc, while bipolar without pointsymmetry $\langle z \rangle = 110$ pc.

The different galactic height for the various morphological classes may imply a different stellar population. According to Miller & Scalo (1979) $\langle z \rangle = 300$ pc implies that the progenitor star has mass $< 1.0 M_{\odot}$. For $\langle z \rangle = 150$ pc, the mass is $> 1.5 M_{\odot}$, while for $\langle z \rangle = 230$ pc and $\langle z \rangle = 110$ pc masses will be $> 1.2 M_{\odot}$ and $> 1.9 M_{\odot}$. Therefore elliptical and bipolar PNe might have different distribution masses for their progenitor stars ($< 1.0 M_{\odot}$ and $> 1.5 M_{\odot}$). In the bipolar class there is also a mass segregation. In fact, according to their scale height on the Galactic plane, PNe with pointsymmetric structure evolve from stellar masses $> 1.2 M_{\odot}$, while those without the pointsymmetric structure evolve from stellar masses $> 1.5 M_{\odot}$. These results are consistent with the other results from our statistical analysis, as bipolar PNe have higher N/O and helium abundances.

The fact that two different mass distributions can be inferred for bipolar PNe, depending on the presence of pointsymmetry, can be explained with two evolutionary schemes for the two types: a single, high mass star would form a bipolar PNe, due possibly to rotation and magnetic field (e.g. García-Segura *et al.* 1999), while a bipolar pointsymmetric PN could be due to magnetic collimation around a precessing star (e.g. García-Segura 1997).

4. Conclusions

A proper statistical analysis of a complete sample of PNe has allowed us to classify them into elliptical, round, and bipolar, with the sub-classes of multiple-shell and pointsymmetric PNe. It was found that 60 % of our PN sample present an elliptical shape, while 26 % are round, and 13 % bipolar.

We use statistical distances that appear to be sound for the task. If they are indeed correct, the different scale heights that characterize each morphological class hint of different progenitor mass distribution for each class. Two evolutionary schemes are proposed for bipolar PNe and bipolar PNe with pointsymmetric structure.

Acknowledgment

The work of EV and AM is supported by a grant of the Spanish DGES PB97-1435-C02-01. MAG is supported by the Spanish Ministerio de Educación y Cultura.

References

- Acker, A., Ochsenbein, F., Stenholm, B., Tyllenda, R., Marcout, J., Schohn, C.: 1992, Strasbourg-ESO catalogue of Galactic planetary nebulae, ESO
- Balick, B. 1987, AJ 94, 671
- Balick, B., Rugers, M., Terzian, Y., Chengalur, J.N. 1993, ApJ 411, 778
- Cahn, J.H., Kaler, J., & Stanghellini, L. 1992, A&AS 94, 399

- Calvet, N., & Peimbert, M. 1983, *Rev. Mex. Astron. Astrofis.* 5, 319
- Chevalier, R. A. & Luo, D. 1994, *ApJ*, 421, 225
- Chu, Y.-H., Jacoby, G., & Arendt, R. 1987, *ApJSS*, 64, 529
- Corradi, R. L. M., & Schwarz H. E. 1995, *A&A* 293, 871
- Curtis, H.D. 1918, *Pub. Lick Obs XIII*, 55
- Draine B.T. & Lee, H.M. 1984, *ApJ*, 285, 89
- García-Segura, G. 1997, *ApJ* 489, L189
- García-Segura, G., Langer, N., Różyczka, M., Mac-Low, M. Franco, J. 1999, *ApJ*, 517, 767
- Greig, W.E. 1971, *A&A*, 10, 161
- Greig, W.E. 1972, *A&A*, 18, 70
- Ignace, R., Cassinelli, J. P., & Bjorkman, J. E. 1996, *ApJ*, 459, 671
- Kwok, S., Purton, C. R., & Fitzgerald, P. M. 1978, *ApJ* 219, L 125
- Manchado, A., Guerrero, M., Stanghellini, L., & Serra-Ricart, M. 1996, *The IAC Morphological Catalog of Northern Galactic planetary nebulae*, (La Laguna: IAC)
- Manchado, A., Stanghellini, L., & Guerrero, M., 1996, *ApJ*, 466, L95
- Manchado, A., Villaver, E, Stanghellini, L., & Guerrero, M., 2000, *ApJS* (in preparation)
- Mellema, G., & Frank, A. 1995, in *Asymmetrical PN*, eds. A. Harpaz and N. Soker, 229
- Miller, G.E., & Scalo, J.M. 1979, *ApJS* 41, 513
- Pascoli, G. 1992, *PASP*, 104, 350
- Peimbert, M. & Torres-Peimbert, S. 1983, *IAU Symp* 103, p. 233 (Reidel:Dordrecht)
- Schwarz, H. E., Corradi, R., & Melnick, J. 1992, *A&AS*, 96, 23
- Schwarz, H. E., Corradi, R. & Stanghellini L. 1993, *IAU Symp* 155, p. 214, eds. Weinberger and Acker, (Kluwer:Dordrecht)
- Soker, N. 1997, *ApJS* 112, 487
- Soker, N. 1998, *MNRAS*, 299, 1242
- Stanghellini, L. Corradi R. L. M. & Schwarz, H. E., 1993, *A&A* 279, 521
- Tylenda, R., Acker, A., Stenholm, B., Koeppen, J. 1992, *A&AS* 95, 337
- Zuckerman, B., & Aller, L. H. 1986, *ApJ*, 301, 772