



Search for nonresonant pair production of Higgs bosons in the $b\bar{b}b\bar{b}$ final state in pp collisions at $\sqrt{s} = 13$ TeV with the ATLAS detector

The ATLAS Collaboration

A search for nonresonant Higgs boson pair production in the $b\bar{b}b\bar{b}$ final state is presented. The analysis uses 126 fb^{-1} of pp collision data at $\sqrt{s} = 13$ TeV collected with the ATLAS detector at the Large Hadron Collider, and targets both the gluon–gluon fusion and vector-boson fusion production modes. No evidence of the signal is found and the observed (expected) upper limit on the cross-section for nonresonant Higgs boson pair production is determined to be 5.4 (8.1) times the Standard Model predicted cross-section at 95% confidence level. Constraints are placed on modifiers to the HHH and $HHVV$ couplings. The observed (expected) 2σ constraints on the HHH coupling modifier, κ_λ , are determined to be $[-3.5, 11.3]$ ($[-5.4, 11.4]$), while the corresponding constraints for the $HHVV$ coupling modifier, κ_{2V} , are $[-0.0, 2.1]$ ($[-0.1, 2.1]$). In addition, constraints on relevant coefficients are derived in the context of the Standard Model effective field theory and Higgs effective field theory, and upper limits on the HH production cross-section are placed in seven Higgs effective field theory benchmark scenarios.

1 Introduction

The discovery of the 125 GeV Higgs boson (H) [1–4] at the Large Hadron Collider (LHC) has prompted a broad research program to investigate its properties and compare the measurements with the Standard Model (SM) predictions. Of particular interest is the search for nonresonant Higgs boson pair production, also known as di-Higgs (HH) production. This process has a strong dependence on the Higgs self-coupling, which is a key ingredient of the electroweak symmetry breaking mechanism and a sensitive probe for physics beyond the SM (BSM physics) in various scenarios, such as two-Higgs-doublet models [5], composite Higgs models [6], twin Higgs models [7], and the minimal supersymmetric extension of the SM [8, 9]. The Higgs self-coupling also plays a fundamental role in understanding the stability of the universe [10].

The dominant SM HH production process is gluon–gluon fusion (ggF). Its cross-section, for a Higgs boson mass $m_H = 125$ GeV, calculated at next-to-next-to-leading order (NNLO) including finite top-quark-mass effects [11], is 31.05 fb at a center-of-mass energy $\sqrt{s} = 13$ TeV. The two dominant leading-order Feynman diagrams contributing to this process are shown in Figure 1, where Figure 1(a) is commonly referred to as the *box* diagram and Figure 1(b) as the *triangle* diagram. The triangle diagram introduces the dependence on the trilinear Higgs self-coupling, λ , shown by the red vertex in Figure 1(b), which can be expressed in terms of its modifier, κ_λ .¹ In the SM, these two diagrams interfere destructively. As a result, the HH production cross-section and kinematic properties depend critically on the value of κ_λ .

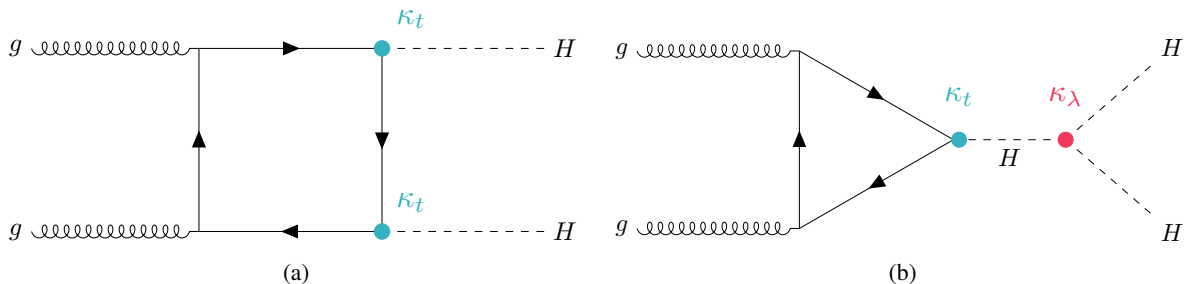


Figure 1: The two leading-order gluon–gluon fusion di-Higgs production Feynman diagrams: (a) the box diagram; (b) the triangle diagram.

The HH production process with the second-highest cross-section in the SM is vector-boson fusion (VBF), with a calculated value of 1.73 fb at next-to-next-to-next-to-leading order (N^3 LO) [12], for $m_H = 125$ GeV at $\sqrt{s} = 13$ TeV. Figure 2 illustrates the Feynman diagrams involved in di-Higgs production via vector-boson fusion at leading order (LO). The coupling modifiers κ_λ , κ_V and κ_{2V} are respectively shown at the HHH , HVV and $HHVV$ interaction vertices, where V stands for the gauge vector bosons W or Z . In the SM, the divergences in the Figures 2(b) and 2(c) diagrams exactly cancel out due to perturbative unitarity. As κ_V and κ_{2V} depart from their SM value of one, this canceling out no longer occurs, introducing a linear dependence of the cross-section on the effective center-of-mass energy of the incoming vector bosons [13]. Therefore, the Higgs bosons produced in non-SM κ_V/κ_{2V} scenarios are expected to be more energetic and more central in the detector on average. This increase in the energy of Higgs bosons with increasing deviation from the SM continues up to the scale of some new physics, which is required to unitarize the total amplitude.

¹ A coupling modifier, κ , is defined as the ratio of the modified coupling to its SM value, $\kappa = c/c^{\text{SM}}$. By definition, $\kappa = 1$ denotes the value of the coupling predicted by the SM.

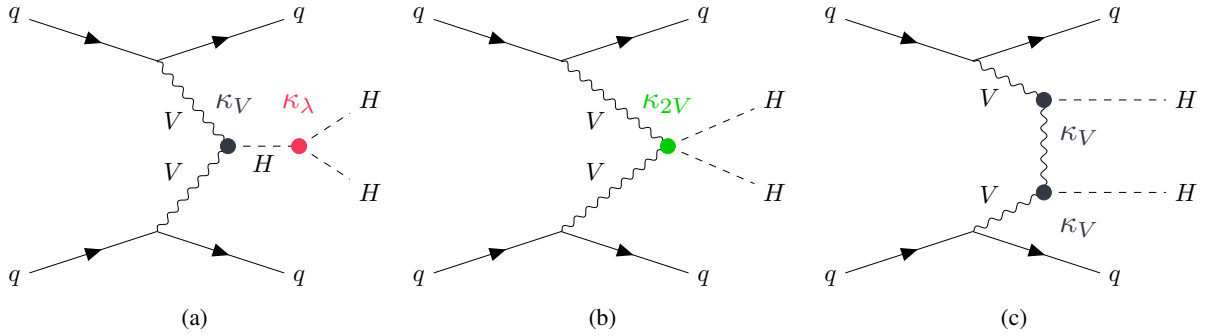


Figure 2: The three tree-level vector-boson fusion di-Higgs production Feynman diagrams.

The analysis described in this paper targets the HH process in the $b\bar{b}b\bar{b}$ final state, in both the ggF and VBF production modes, using the data collected by ATLAS between 2016 and 2018, during Run 2 of the LHC. Assuming the SM branching ratio of 58.2% for $H \rightarrow b\bar{b}$ [14, 15], about one third of di-Higgs events decay into $b\bar{b}b\bar{b}$, making it the most abundant di-Higgs final state. However, as this is a fully hadronic final state, the analysis faces the challenge of large backgrounds, which originate mostly from nonresonant QCD production of multiple heavy (b/t) quarks, as well as from light-quark-initiated jets misidentified as originating from heavy quarks.

The results are interpreted in terms of constraints on the κ_λ and κ_{2V} coupling modifiers, assuming $\kappa_V = 1$. The analysis also provides one- and two-dimensional constraints on relevant couplings in the SM effective field theory (SMEFT) [16–18] and Higgs effective field theory (HEFT) [19, 20] frameworks. In the SMEFT framework, the effects of new physics may be described with an effective Lagrangian:

$$\mathcal{L}_{\text{SMEFT}} = \mathcal{L}_{\text{SM}} + \frac{1}{\Lambda^2} \sum_k c_k^{(6)} O_k^{(6)}, \quad (1)$$

where \mathcal{L}_{SM} represents the SM Lagrangian, O_k are higher-dimensional local operators, c_k are the Wilson coefficients, and Λ is the mass scale of the new physics phenomena (set to 1 TeV for this result). The analysis considers operators O_k in the Warsaw basis, which provides a complete set of operators allowed by SM gauge symmetries at dimension six [21] (dimension-five operators introduce lepton and baryon number violation, and are therefore ignored in this result). The five operators relevant to the HH process and their coefficients, c_H , $c_{H\Box}$, c_{tH} , c_{tG} , and c_{HG} , are listed in Table 1 [22]. The computation of amplitudes from the above Lagrangian includes three terms: a pure SM term, a “quadratic” term of order $(1/\Lambda^4)$ including purely new physics, and a “linear” term of order $(1/\Lambda^2)$ accounting for the interference between the SM and new physics. The SMEFT constraints calculated in this analysis include both the linear and quadratic new physics terms.

In the HEFT framework, new physics in the electroweak sector is described through anomalous couplings of the Higgs boson. The organization of the HEFT Lagrangian is guided by chiral perturbation theory [23], with the low-energy dynamics of electroweak symmetry breaking described using a nonlinear realization of the gauge symmetry group $SU(2)_L \times U(1)_Y$. One advantage of the HEFT framework is that the anomalous single-Higgs-boson and HH couplings are defined separately, allowing simplified HH interpretations. In the HEFT Lagrangian, ggF HH production is described at LO by five relevant operators and their associated Wilson coefficients: c_{HHH} , $c_{t\bar{t}H}$, c_{ggH} , c_{ggHH} , and $c_{t\bar{t}HH}$. In this formalism, c_{HHH} is equivalent to κ_λ and $c_{t\bar{t}H}$ is equivalent to the modifier for the coupling between the Higgs boson and top quark, κ_t , shown by the

Table 1: The five relevant SMEFT coefficients and their corresponding dimension-6 operators, as defined in the Warsaw basis [21, 22].

Wilson Coefficient	Operator
c_H	$(H^\dagger H)^3$
$c_{H\Box}$	$(H^\dagger H)\Box(H^\dagger H)$
c_{tH}	$(H^\dagger H)(\bar{Q}\tilde{H}t)$
c_{HG}	$H^\dagger H G_{\mu\nu}^A G_A^{\mu\nu}$
c_{tG}	$(\bar{Q}\sigma^{\mu\nu}T^A t)\tilde{H}G_{\mu\nu}^A$

light blue vertex in Figure 1. Fixing $c_{t\bar{t}H} = c_{HHH} = 1$ and $c_{ggH} = c_{ggHH} = c_{t\bar{t}HH} = 0$ restores the SM. At next-to-leading order (NLO), seven HEFT benchmark models (BM) [24] have been defined using cluster analysis [25] to probe a wide variety of characteristic shapes of the m_{HH} spectrum resulting from different BSM scenarios. The values of the coefficients used to define these scenarios are given in Table 2.

Table 2: The values of the HEFT Wilson coefficients in the SM and in seven BSM benchmark models, as defined in Ref. [24].

Benchmark Model	c_{HHH}	$c_{t\bar{t}H}$	c_{ggH}	c_{ggHH}	$c_{t\bar{t}HH}$
SM	1	1	0	0	0
BM1	3.94	0.94	1/2	1/3	-1/3
BM2	6.84	0.61	0	-1/3	1/3
BM3	2.21	1.05	1/2	1/2	-1/3
BM4	2.79	0.61	-1/2	1/6	1/3
BM5	3.95	1.17	1/6	-1/2	-1/3
BM6	5.68	0.83	-1/2	1/3	1/3
BM7	-0.10	0.94	1/6	-1/6	1

The ATLAS Collaboration has previously published search results for nonresonant $HH \rightarrow b\bar{b}b\bar{b}$ production using 27 fb^{-1} of early Run 2 data [26], and a dedicated search for VBF HH production in 126 fb^{-1} of data collected between 2016 and 2018 [27]. The present analysis benefits from the use of the 2016–2018 data for both production channels and also takes advantage of improvements in jet reconstruction and in the identification of jets arising from the hadronization of b -quarks (“ b -tagging”) achieved by the ATLAS Collaboration since the publication of Ref. [26]. In addition, the analysis employs a fully data-driven technique for the background estimation, which uses an artificial neural network to perform a kinematic reweighting of data from an alternative control region of the data to model the background in the region of interest. The CMS Collaboration has also published results of a search for nonresonant $HH \rightarrow b\bar{b}b\bar{b}$ with its full Run 2 dataset [28], setting the observed (expected) upper limit on the HH cross-section at 3.9 (7.8) times the SM predicted cross-section, and restricting the allowed interval for κ_λ to $[-2.3, 9.4]$ ($[-5.0, 12.0]$), both at 95% confidence level (CL). A more recent CMS $HH \rightarrow b\bar{b}b\bar{b}$ publication [29], in which the analysis exploits topologies arising from highly energetic Higgs boson decays into $b\bar{b}$, sets the observed (expected) upper limit at 9.9 (5.1) times the SM cross-section expectation, and restricts the allowed interval for κ_{2V} to $[0.62, 1.41]$ ($[0.66, 1.37]$), at 95% CL. Other searches for nonresonant HH production were performed by ATLAS and CMS in the $b\bar{b}\tau^+\tau^-$ [30, 31], $b\bar{b}\gamma\gamma$ [32, 33], $b\bar{b}\ell^+\nu\ell^-\nu$ [34,

35] decay channels, as well as by ATLAS in the $b\bar{b}q\ell\nu$ [36], $WW^*\gamma\gamma$ [37] and WW^*WW^* [38] decay channels. Amongst them, the most sensitive results to date from ATLAS come from the $b\bar{b}\gamma\gamma$ analysis, which sets the observed (expected) 95% CL upper limit on the SM nonresonant HH cross-section at 4.2 (5.7) times the SM expectation and restricts the corresponding κ_λ interval to $[-1.5, 6.7]$ ($[-2.4, 7.7]$). The most sensitive results to date from CMS come from the combination of the $b\bar{b}ZZ$, multilepton, $b\bar{b}\gamma\gamma$, $b\bar{b}\tau\tau$, and $b\bar{b}b\bar{b}$ analyses, which set the observed (expected) 95% CL upper limit on the SM nonresonant HH cross-section at 3.4 (2.5) times the SM expectation and restricts the corresponding observed κ_λ interval to $[-1.24, 6.49]$ [39].

This document is structured as follows. The ATLAS detector and the data and simulated events used in the analysis are described in Sections 2 and 3, respectively. Section 4 presents the reconstruction and identification of physics objects in this analysis and Section 5 details the event selection and categorization. The background modeling method is described in Section 6, the systematic uncertainties are detailed in Section 7 and, finally, the results are reported in Section 8 and the conclusion is given in Section 9.

2 ATLAS detector

The ATLAS detector [40] at the LHC covers nearly the entire solid angle around the collision point.² It consists of an inner tracking detector surrounded by a thin superconducting solenoid, electromagnetic and hadron calorimeters, and a muon spectrometer incorporating three large superconducting air-core toroidal magnets.

The inner-detector (ID) system is immersed in a 2 T axial magnetic field and provides charged-particle tracking in the range $|\eta| < 2.5$. The high-granularity silicon pixel detector covers the vertex region and typically provides four space-point measurements per track, the first hit normally being in the insertable B-layer installed before Run 2 [41, 42]. Following the pixel detector is the silicon microstrip tracker, which usually provides eight measurements per track. These silicon detectors are surrounded by the transition radiation tracker, which enables radially extended track reconstruction up to $|\eta| = 2.0$.

The calorimeter system covers the pseudorapidity range $|\eta| < 4.9$. Within $|\eta| < 3.2$, electromagnetic calorimetry is provided by barrel and endcap high-granularity lead/liquid-argon (LAr) calorimeters, with an additional thin LAr presampler covering $|\eta| < 1.8$ to correct for energy loss in material upstream of the calorimeters. Hadron calorimetry is provided by the steel/scintillator-tile calorimeter, segmented into three barrel structures within $|\eta| < 1.7$, and two copper/LAr hadron endcap calorimeters. The solid angle coverage is completed with forward copper/LAr and tungsten/LAr calorimeter modules optimized for electromagnetic and hadronic energy measurements respectively.

The muon spectrometer (MS) comprises separate trigger and high-precision tracking chambers measuring the deflection of muons in a magnetic field generated by the superconducting air-core toroidal magnets. The field integral of the toroids ranges between 2.0 and 6.0 T·m across most of the detector. A set of precision chambers covers the region $|\eta| < 2.7$ with three layers of monitored drift tubes, complemented by cathode-strip chambers in the forward region, where the background is highest. The muon trigger system

² ATLAS uses a right-handed coordinate system with its origin at the nominal interaction point (IP) in the center of the detector and the z -axis along the beam pipe. The x -axis points from the IP to the center of the LHC ring, and the y -axis points upwards. Cylindrical coordinates (r, ϕ) are used in the transverse plane, ϕ being the azimuthal angle around the z -axis. The pseudorapidity is defined in terms of the polar angle θ as $\eta = -\ln \tan(\theta/2)$. Angular distance is measured in units of $\Delta R \equiv \sqrt{(\Delta\eta)^2 + (\Delta\phi)^2}$.

covers the range $|\eta| < 2.4$ with resistive-plate chambers in the barrel, and thin-gap chambers in the endcap regions.

Interesting events are selected by the first-level trigger system implemented in custom hardware, followed by selections made by algorithms implemented in software in the high-level trigger [43]. The first-level trigger accepts events from the 40 MHz bunch crossings at a rate below 100 kHz, which the high-level trigger reduces in order to record events to disk at about 1 kHz.

An extensive software suite [44] is used in data simulation, in the reconstruction and analysis of real and simulated data, in detector operations, and in the trigger and data acquisition systems of the experiment.

3 Data and simulated samples

3.1 Data sample

This analysis is performed in LHC proton–proton (pp) collision data at $\sqrt{s} = 13$ TeV collected between 2016 and 2018. Only data collected during stable beam conditions are used, with all relevant detector systems functional [45], corresponding to an integrated luminosity of 126 fb^{-1} . During 2016 data taking, a fraction of the data (8.3 fb^{-1}) was affected by an inefficiency in the online primary vertex reconstruction, which reduced the efficiency of the b -tagging algorithms in the trigger; those events were not retained for further analysis, resulting in an integrated luminosity of 24.6 fb^{-1} for the 2016 dataset. The integrated luminosities of the 2017 and 2018 datasets are 43.7 fb^{-1} and 57.7 fb^{-1} , respectively.

The analysis uses events that satisfy either of two types of trigger signatures, each with different requirements on the number of jets and their b -tagging status [46]. The jets used are reconstructed with the anti- k_r algorithm [47, 48], with a radius parameter of $R = 0.4$. The b -tagging is performed at the trigger level with the MV2c20 algorithm in 2016 and the MV2c10 algorithm in 2017 and 2018 [46], with a range of b -jet identification efficiency operating points from 40% to 70% (as calculated from simulated $t\bar{t}$ samples.) The first of the two trigger signatures used for selecting $b\bar{b}b\bar{b}$ events requires two b -jets plus one additional jet (“ $2b1j$ ”), while the second requires two b -jets plus two additional jets (“ $2b2j$ ”). The minimum transverse energy (E_T) requirement on the jets is 35 GeV for all jets used in the $2b2j$ trigger. In the $2b1j$ trigger, the b -tagged jets must have $E_T > 55$ GeV, while the requirement on the minimum E_T of the additional jet is between 100 and 150 GeV, depending on the year of data taking.

3.2 Simulated samples

Monte Carlo (MC) simulation is used for the modeling of signal events, as well as to produce event samples of background processes for cross-checks and validation studies. The Higgs boson mass is set to 125 GeV in the simulation. All samples were processed by the ATLAS simulation framework [49] and the detector response was simulated with GEANT4 [50].

The ggF signal process was simulated using the POWHEG BOX v2 generator [51–53] at NLO, including finite top-quark-mass effects, using the PDF4LHC15 [54] parton distribution function (PDF) set. Parton showers and hadronization were simulated with PYTHIA 8.244 [55] with the A14 set of tuned parameters [56] and the NNPDF2.3LO PDF set [57]. The SM ggF HH cross-section was taken as $\sigma_{\text{ggF}} = 31.05 \text{ fb}$, calculated at NNLO including finite top-quark-mass effects [11]. Signal samples for the ggF process were generated

explicitly for coupling modifier values of $\kappa_\lambda = 1$ and 10. A reweighting method is used to obtain a ggF signal sample at each κ_λ value, as described in Ref. [58]: scale factors are derived as a function of κ_λ in bins of the generator-level invariant mass of the HH system by performing a linear combination of generator-level samples at three different κ_λ values ($\kappa_\lambda = 0, 1, \text{ and } 20$). The $\kappa_\lambda = 10$ ggF signal sample is used to validate the derived scale factors; this generated sample and the signal sample obtained from the reweighting method are found to agree within the statistical precision of the simulated sample. Additional generator-level ggF HH signal samples without parton showering were produced with POWHEG BOX v2 for the $\kappa_\lambda = 0$ and 20 coupling modifier configurations to provide a basis for the κ_λ reweighting, along with the SM ggF sample. For the reweighted ggF signal, the NNLO cross-section as a function of κ_λ is taken from Ref. [11]. In order to assess parton showering uncertainties, alternative ggF samples were generated using the POWHEG BOX v2 generator at NLO with the PDF4LHC15 PDF set, interfaced to HERWIG 7.1.6 [59] for parton showering and hadronization using the HERWIG 7.1-default set of tuned parameters [60] and MMHT2014LO PDF set [61].

To extract SMEFT coefficient constraints, parton-level ggF HH samples were generated with MADGRAPH5_AMC@NLO [62–64] with the SMEFT@NLO model [65] for a variety of SMEFT coefficients. A finely spaced multidimensional grid of signal samples was obtained using a LO-derived reweighting procedure in the generator-level invariant mass of the HH system; this procedure is similar to that used to obtain κ_λ variations for the ggF signal, as described above. To extract HEFT coefficient constraints, a similar NLO-derived reweighting procedure was applied to the simulated reconstruction-level ggF signal sample to produce a variety of HEFT signal scenarios, including the seven benchmark scenarios defined in Section 1, following the prescription outlined in Refs. [66, 67]. Additional K -factors were applied to the SMEFT samples; these K -factors were derived using the ratio of the NLO cross-section to the LO cross-section at the equivalent HEFT point, as obtained using the HEFT to SMEFT translation from Ref. [24].³

The VBF signal process was simulated using MADGRAPH 2.7.3 [63] at LO with the NNPDF3.0NLO PDF set [68], interfaced with PYTHIA 8.244 for parton showering and hadronization using the A14 set of tuned parameters and NNPDF2.3LO PDF set. Signal samples for the VBF process were generated explicitly for coupling modifier values of $(\kappa_\lambda, \kappa_{2V}, \kappa_V) = (1, 1, 1), (1, 1.5, 1), (2, 1, 1), (10, 1, 1), (1, 1, 0.5), (-5, 1, 0.5), (0, 1, 1), (1, 0, 1), \text{ and } (1, 3, 1)$. A linear combination of the first six of the listed samples is used to derive distributions for a finer granularity of κ_{2V} values, following a technique used previously to generate κ_λ distributions [69]. The specific basis of six samples utilized is chosen to avoid large statistical uncertainties in the reweighted signal samples resulting from sparsely populated areas of kinematic phase space. The generated VBF signal samples not included in the linear combination basis – $(\kappa_\lambda, \kappa_{2V}, \kappa_V) = (0, 1, 1), (1, 0, 1), \text{ and } (1, 3, 1)$ – were used to validate the performance of the combination method. These generated samples and the corresponding signal samples obtained from the combination method were found to agree within the statistical precision of the simulated samples. The cross-section for the VBF HH process, evaluated at $N^3\text{LO}$ in QCD, is 1.73 fb in the SM [12, 70–72]. For the reweighted VBF signal points, the $N^3\text{LO}$ to LO cross-section ratio at the SM value is calculated, and this factor is applied to the cross-sections at each $\kappa_\lambda, \kappa_{2V}, \text{ and } \kappa_V$ point. In order to assess parton showering uncertainties, alternative LO samples were generated using MADGRAPH 2.7.3 with the NNPDF3.0NLO PDF set, interfaced to HERWIG 7.0.4 with the HERWIG 7.1-default set of tuned parameters and MMHT2014LO PDF set for parton showering and hadronization.

Top-quark pair production ($t\bar{t}$) and multijet background processes were simulated in order to validate the

³ Variations in the c_{tG} Wilson coefficient were neglected when calculating K -factors because the corresponding chromomagnetic operator does not appear at LO within HEFT.

background modeling procedure. The $t\bar{t}$ sample was simulated at NLO in α_s using POWHEG BOX v2 [73]. Parton showering, hadronization, and the underlying event were modeled using PYTHIA 8.230. The matrix element calculation uses NNPDF3.0_{NLO} as the PDF set, while the parton shower and underlying-event modeling uses NNPDF2.3_{LO} and the A14 set of tuned parameters. The damping parameter h_{damp} , which effectively regulates radiation at high p_T , was set to 1.5 times the top quark’s mass. The $t\bar{t}$ simulation is normalized using the value of the inclusive cross-section calculated with TOP++ 2.0 [74, 75]. This accounts for NNLO corrections in α_s , including next-to-next-to-leading logarithmic (NNLL) resummation of soft gluon terms. The multijet background samples were modeled using PYTHIA 8.235. This simulates pure QCD 2-to-2 interactions at LO in α_s . Events were showered using the parton shower native to PYTHIA, which includes radiation and splitting that can result in additional jets. The A14 set of tuned parameters and the NNPDF2.3_{LO} PDF set were used.

Other background processes, such as SM Higgs boson, HH (in other final states) and electroweak diboson production, have been estimated to give negligible contributions to the selected event yields and are therefore not included.

The effect of multiple interactions in the same and neighboring bunch crossings (pileup) was modeled by overlaying each simulated hard-scattering event with inelastic pp events generated with PYTHIA 8.186 using the NNPDF2.3_{LO} PDF set and the A3 set of tuned parameters [76]. Additionally, for all HH signal samples, heavy-flavor decays were modeled using EVTGEN 1.7.0 [77].

4 Object reconstruction

Primary vertices from pp interactions are reconstructed [78] using at least two charged-particle tracks with transverse momentum (p_T) above 500 MeV measured with the ID. The vertex with the largest sum of squared track momenta ($\sum p_T^2$) is taken as the hard-scatter primary vertex.

Hadronic jets are reconstructed using the anti- k_t algorithm with radius parameter $R = 0.4$. The jet clustering uses particle-flow objects as inputs [79]. Particle-flow objects are charged-particle tracks matched to the hard-scatter vertex and calorimeter energy clusters after applying an energy subtraction algorithm that removes the calorimeter deposits associated with good-quality tracks from any vertex. The tracking information helps to improve the energy resolution of the calorimeter clusters and reduce the impact from pileup. The momenta of reconstructed jets are calibrated in a multistep procedure [80]. Jets with $p_T < 60$ GeV and $|\eta| < 2.4$ must also satisfy a requirement based on the output of the multivariate “jet vertex tagger” (JVT) algorithm [81], which is used to identify and reject jets in which much of the energy originates from pileup interactions. Correction factors are applied to the simulated events to compensate for differences between the JVT efficiencies in data and simulation. In the $HH \rightarrow b\bar{b}b\bar{b}$ analysis, jets are discarded if they fail the “Tight” JVT working point, corresponding to an average efficiency of 96% for jets from the hard-scatter vertex.

Jets with radius parameter $R = 0.4$ are also reconstructed from topological clusters of energy deposits in the calorimeter [82] and calibrated in the same way as the jets reconstructed from particle-flow objects. These jets are used exclusively for the purpose of applying quality criteria to identify events which are consistent with noise in the calorimeter or noncollision background [83]. Events containing at least one such jet with $p_T > 20$ GeV, satisfying the JVT requirement, but not these quality criteria, are rejected.

The identification of jets originating from b -quarks is performed by the DL1r algorithm [84], which is applied to all jets with $|\eta| < 2.5$. DL1r is based on a multivariate classification technique combining

information from the impact parameters of ID tracks, the presence of displaced secondary vertices, and the reconstructed flight paths of b - and c -hadrons inside the jet. The DL1r working point used in the $HH \rightarrow b\bar{b}b\bar{b}$ analysis is the one that gives 77% efficiency for jets associated with true b -hadrons in simulated $t\bar{t}$ events. At this working point, the light-jet (charm-jet) rejection measured in $t\bar{t}$ simulation is about a factor of 130 (4.9). The calibration of the DL1r algorithm is performed separately for each jet type [85, 86] and correction factors are derived and applied to the simulated samples to compensate for differences between the b -tagging efficiencies in data and simulation.

Muons are reconstructed by matching ID tracks with either MS tracks or aligned individual hits in the MS and performing a combined track fit [87]. They are required to have $p_T > 4 \text{ GeV}$ and $|\eta| < 2.5$, and to satisfy “Medium” identification criteria based on track-quality variables. Muons are used only to apply energy corrections to jets.

A momentum correction is applied to b -tagged jets to account for energy lost to soft out-of-cone radiation and to muons and neutrinos in semileptonic b -hadron decays. This correction follows the procedure used in Ref. [88] and consists of two steps. First, a search is performed for muons located near the jet which fall within a cone of variable size $\Delta R(\mu, \text{jet}) < \min(0.4, 0.04 + 10/p_T^\mu \text{ GeV})$ around the jet axis. If a muon is found, its four-momentum is added to that of the jet, and the energy deposited in the calorimeter by the muon is subtracted from the jet to avoid double counting; this is computed according to the description in Ref. [89]. In the second step, a global scale factor is applied to each b -tagged jet according to its p_T and whether or not it has a muon associated with it. These scale factors are derived from simulation.

5 Analysis selection and categorization

The analysis utilizes a set of criteria to select $HH \rightarrow b\bar{b}b\bar{b}$ candidate events, including dedicated requirements to separate events into orthogonal ggF and VBF signal regions. “Forward” and “central” jets are used with the following selection criteria:

- central jets: $|\eta| < 2.5$ and $p_T > 40 \text{ GeV}$;
- forward jets: $2.5 < |\eta| < 4.5$ and $p_T > 30 \text{ GeV}$.

An initial “preselection” is applied to all events, which requires at least four central jets with $p_T > 40 \text{ GeV}$, at least two of which are b -tagged. As described in Section 3, the events considered in this analysis are selected online through the $2b2j$ or $2b1j$ trigger signatures. In order to simplify the modeling of trigger efficiencies, a further selection is applied using offline kinematic quantities. Events are selected if they have a leading⁴ jet with $p_T > 170 \text{ GeV}$, a third leading jet with $p_T > 70 \text{ GeV}$, and pass the $2b1j$ trigger, or if they fail either of the two jet- p_T requirements and pass the $2b2j$ trigger. This selection step retains about 90% of signal efficiency, and it enables the reliable calculation of simulation-to-data correction factors for estimating the trigger efficiency in the remaining $HH \rightarrow b\bar{b}b\bar{b}$ signal events, depending on which of the above two *trigger classes* they belong to.

Events passing the above preselection are required to contain at least four central jets passing the b -tagging requirement outlined in Section 4. The four highest- p_T b -tagged jets are chosen to reconstruct the decays of the two Higgs bosons. In about 75% of simulated signal events reaching this selection stage, these four jets can be matched one-to-one (within $\Delta R < 0.3$) to the four b -quarks from the decays of the Higgs bosons.

⁴ In this document, terms like “leading”, “subleading” etc for physics objects refer to the ordering of these objects in decreasing p_T .

In signal events where this matching fails, one of the b -quarks from the Higgs boson decays typically produces a jet that is outside the analysis acceptance.

From the four selected b -tagged jets, there are three possible combinatorial pairings to form the two Higgs boson candidates. Of those three configurations, the analysis selects the one in which the higher- p_T jet pair has the smallest ΔR separation. In the simulated samples with SM coupling values, for which the analysis was mainly optimized, this method gives the correct pairing in around 90% of those signal events in which the four b -tagged jets are correctly matched to the b -quarks from the decays of the Higgs bosons. While the pairing accuracy drops for values of the coupling modifiers κ_λ and κ_{2V} that result in softer p_T spectra for the produced Higgs bosons, this pairing method leads to a smoothly varying distribution of the expected background in the plane of the invariant masses of the two Higgs boson candidates, which facilitates the data-driven background estimation described in Section 6.

Events are then subjected to additional selections designed to separate out those consistent with the VBF production mode. For this, events must contain at least two additional jets, central or forward; b -tagged jets are excluded. The two jets forming the pair with the largest invariant mass (m_{jj}) are chosen as the ‘‘VBF jets’’. The VBF jet pair is required to satisfy $m_{jj} > 1$ TeV, and the pseudorapidity separation between the two jets, $|\Delta\eta_{jj}|$, must satisfy $|\Delta\eta_{jj}| > 3$. Lastly, the transverse component of the momentum vector sum of the two VBF jets and the four jets forming the Higgs boson candidates is required to be less than 65 GeV. Events satisfying the above criteria enter the VBF signal region, while those failing to satisfy any of these criteria are considered further in the ggF signal region.

Events satisfying either the ggF or VBF selections are required to satisfy additional selection criteria designed to reduce the background and improve the analysis sensitivity. In order to suppress the $t\bar{t}$ background, a top-veto discriminant X_{Wt} is defined as:

$$X_{Wt} = \min \left[\sqrt{\left(\frac{m_{jj} - m_W}{0.1m_{jj}} \right)^2 + \left(\frac{m_{jjb} - m_t}{0.1m_{jjb}} \right)^2} \right], \quad (2)$$

where $m_W = 80.4$ GeV and $m_t = 172.5$ GeV are the nominal W boson and top quark masses, and m_{jj} and m_{jjb} are the invariant masses of W boson and top quark candidates formed from jet combinations in each event. The ‘‘minimum’’ refers to the minimum value from all possible jet combinations (of one b -tagged jet and two additional untagged jets) that would give a W boson candidate and a corresponding top candidate. The factor of 0.1 in the denominators is chosen to approximate the experimental dijet mass resolution. The W boson candidates are formed from any pair of central jets in the event and the top quark candidates are then reconstructed by pairing the W boson candidates with any remaining b -tagged Higgs boson candidate jets. The X_{Wt} discriminant is designed to quantify the likelihood that an event contains a hadronic top quark decay. Events with $X_{Wt} < 1.5$ are rejected. This reduces the $t\bar{t}$ background by a factor of about 2 in simulated events, for a small loss of signal efficiency, of around 15%, and a similar reduction in the non- $t\bar{t}$, multijet background.

In order to further reduce the overall background contamination, events in the ggF signal region are also required to have reconstructed Higgs bosons that satisfy a pseudorapidity separation $|\Delta\eta_{HH}| < 1.5$. No such requirement is imposed in the VBF signal region, since SM VBF HH signal events tend to have a larger $|\Delta\eta_{HH}|$.

A final analysis selection criterion to test the compatibility of events with the HH decay is applied in both the ggF and VBF selections. A discriminant X_{HH} is defined as:

$$X_{HH} = \sqrt{\left(\frac{m_{H1} - 124 \text{ GeV}}{0.1 m_{H1}}\right)^2 + \left(\frac{m_{H2} - 117 \text{ GeV}}{0.1 m_{H2}}\right)^2}, \quad (3)$$

where m_{H1} and m_{H2} are the masses of the leading and subleading reconstructed Higgs boson candidates respectively. The values of 124 GeV and 117 GeV in the X_{HH} definition are chosen in accord with the centers of the m_{H1} and m_{H2} distributions for correctly paired signal events from simulation. Events are required to have $X_{HH} < 1.6$ to be included in the *Signal Region* (SR) of the analysis.

Both the ggF and VBF signal regions are subdivided into a number of orthogonal categories in order to better isolate the HH signal and improve the analysis sensitivity. The X_{HH} and $|\Delta\eta_{HH}|$ quantities are used to define six orthogonal ggF categories. The categories are defined by two intervals in X_{HH} , with boundaries at 0, 0.95, and 1.6, and three in $|\Delta\eta_{HH}|$, with boundaries at 0, 0.5, 1, and 1.5. In the VBF signal region, two categories are defined using the $|\Delta\eta_{HH}|$ quantity, with the dividing boundary at $|\Delta\eta_{HH}| = 1.5$. The $|\Delta\eta_{HH}| < 1.5$ category is more sensitive to VBF signals with non-SM couplings, while the $|\Delta\eta_{HH}| > 1.5$ category is more sensitive to SM VBF production.

The reconstructed invariant mass of the Higgs boson candidate pair, m_{HH} , is used as the discriminating variable for all analysis regions and categories when extracting results, as detailed in Section 8. The m_{HH} distribution is found to have significant separation power between background and signal, for all the different values of coupling modifiers. The binning of the m_{HH} distributions may vary between categories and is chosen in order to both maintain discrimination power and limit the expected statistical uncertainty in each bin to less than approximately 30%. This 30% limit ensures that the assumptions used in the statistical procedure, outlined in Section 8, are satisfied. In the VBF signal region, only events with $m_{HH} > 400$ GeV are considered, as the background in the lower m_{HH} region was found to be inadequately modeled by the data-driven method described in Section 6 in validation studies with control data samples. For the ggF signal region, no requirements on m_{HH} are applied.

All the selection steps of the analysis are summarized in Figure 3. The yields in the data and the simulated signal samples for some typical coupling values are shown in Table 3. This sample of data events is referred to as $4b$ events hereafter.

6 Background modeling

After the selection described above, about 90% of the background events come from multijet processes (excluding top quark production), with the approximately 10% remainder almost entirely composed of $t\bar{t}$ events. This background composition was determined by applying the full event selection to simulated samples of the various processes and comparing the yields with the total background estimate in the SR; it is purely meant to be indicative and is not used for deriving any results. The background is modeled using the fully data-driven technique described below.

The background estimation makes use of an alternative set of events, which pass the same b -jet triggers and satisfy all the same selection criteria as the $4b$ events, with one difference: they are required to contain exactly two b -tagged jets. This sample, referred to hereafter as “ $2b$ ”, has about two orders of magnitude more events than the $4b$ sample, hence the presence of any $HH \rightarrow b\bar{b}b\bar{b}$ signal in it is negligible, making

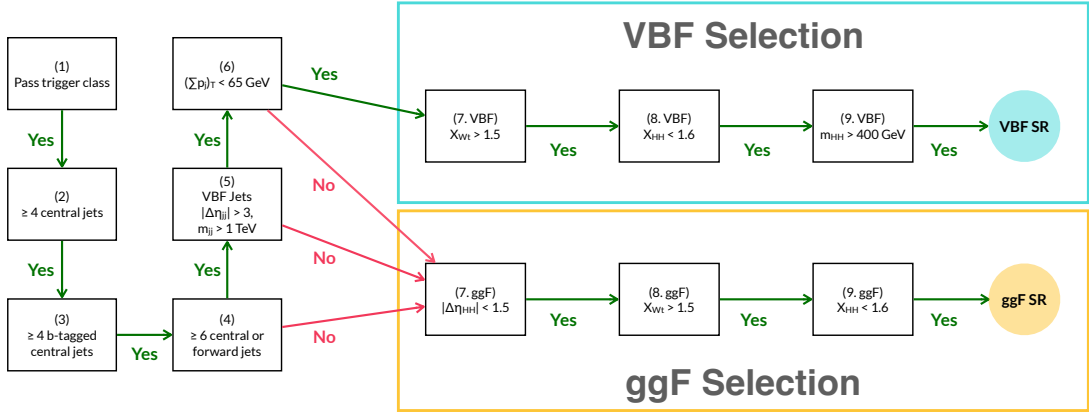


Figure 3: A flowchart summarizing the nine selection criteria used for the VBF and ggF analysis selections. Events must satisfy selection criteria 1–3 in order to be considered for either analysis signal region. Events failing to satisfy any of the selection criteria 4–6 are considered for inclusion in the ggF signal region, while those satisfying selection criteria 4–6 are considered for the VBF signal region.

Table 3: The yields of data and various example ggF and VBF HH signal models at each step of the analysis selection. The “Preselection” entry denotes an initial selection requiring at least four jets with $p_T > 40$ GeV, at least two of which are b -tagged. Events which satisfy the “VBF selection” requirements are considered as part of the VBF signal region of the analysis, while the rest are considered for the ggF signal region. The signal yields are taken from simulation and are normalized by their theoretical cross-sections and the integrated luminosity of 126 fb^{-1} . Corrections for differences in the b -tagging efficiency and trigger acceptance between data and simulation are applied starting from the “Trigger class” requirement.

	Data	ggF Signal		VBF Signal	
		SM	$\kappa_\lambda = 10$	SM	$\kappa_{2V} = 0$
Common preselection					
Preselection	5.70×10^8	530	7300	22	630
Trigger class	2.49×10^8	380	5300	16	410
ggF selection					
Fail VBF selection	2.46×10^8	380	5200	14	330
At least 4 b -tagged central jets	1.89×10^6	86	1000	1.9	65
$ \Delta\eta_{HH} < 1.5$	1.03×10^6	72	850	0.94	46
$X_{Wt} > 1.5$	7.51×10^5	60	570	0.74	43
$X_{HH} < 1.6$ (ggF signal region)	1.62×10^4	29	180	0.24	23
VBF selection					
Pass VBF selection	3.30×10^6	5.2	81	2.2	71
At least 4 b -tagged central jets	2.71×10^4	1.1	15	0.74	28
$X_{Wt} > 1.5$	2.18×10^4	1.0	11	0.67	26
$X_{HH} < 1.6$	5.02×10^2	0.48	3.1	0.33	17
$m_{HH} > 400$ GeV (VBF signal region)	3.57×10^2	0.43	1.8	0.30	16

it suitable for the background estimation. The jets selected to form the two Higgs boson candidates in the $2b$ events are the two b -tagged jets and the two untagged central jets with the highest p_T (excluding the

VBF jets in the VBF categories).

The kinematic properties of the $2b$ and $4b$ events are not expected to be identical, partly due to different processes contributing to the two samples, but also due to differences in the trigger acceptance and because the probability of tagging a b -jet varies as a function of jet p_T and η . Therefore, a reweighting function is required, which, when applied to the $2b$ events, maps their kinematic distributions onto the corresponding $4b$ distributions. This function is derived using the $2b$ and $4b$ events in a *Control Region* (CR) surrounding the SR in the reconstructed (m_{H1}, m_{H2}) plane and then applied to the $2b$ events in the SR to produce the background estimate. The ‘‘inner edge’’ of the CR is defined by $X_{HH} = 1.6$ and the ‘‘outer edge’’ by the circle:

$$R_{\text{CR}} = \sqrt{(m_{H1} - 1.05 \cdot 124 \text{ GeV})^2 + (m_{H2} - 1.05 \cdot 117 \text{ GeV})^2} = 45 \text{ GeV}. \quad (4)$$

The shift of the center of the above circle by a factor of 1.05, relative to $X_{HH} = 0$, is found to be the optimal trade-off between having a good number of events outside of the SR and avoiding the low m_{H1}/m_{H2} regions, where the differences between $2b$ and $4b$ kinematic distributions are larger. The CR is split into four roughly equal directional quadrants, defined by 45° and 135° lines passing through the SR center, (124, 117) GeV. The four quadrants are given labels based on compass directions: the upper quadrant Q_N , the lower Q_S , the left Q_W , and the right Q_E . The above lines also define four quadrants, with the same names as above, in the SR. Events in CR Q_N and Q_S , hereafter referred to as CR1, are used to derive the reweighting function for the nominal background estimate, while an alternative reweighting function, derived from the CR events in Q_E and Q_W (referred to hereafter as CR2) is used to define a systematic uncertainty related to the reweighting function interpolation into the SR, as detailed in Section 7. The boundaries of the SR, CR1, and CR2 in the reconstructed (m_{H1}, m_{H2}) plane are shown in Figure 4. The horizontal and vertical bands of lower event density around 80 GeV visible in these plots are caused by the X_{Wt} selection criterion. For comparison, the distributions of the simulated ggF and VBF HH signals in the reconstructed (m_{H1}, m_{H2}) plane are presented in Figure 5.

The reweighting function has the form:

$$w(\vec{x}) = \frac{p_{4b}(\vec{x})}{p_{2b}(\vec{x})}, \quad (5)$$

where $p_{4b}(\vec{x})$ and $p_{2b}(\vec{x})$ are the probability density functions for $4b$ and $2b$ data, respectively, over a set of kinematic variables \vec{x} . The computation of $w(\vec{x})$ is a density ratio estimation problem, for which a variety of approaches exist. The method employed in this analysis is modified from Refs. [90, 91] and makes use of an artificial neural network (NN). This NN is trained on $2b$ and $4b$ CR1 data (or CR2 data, for determining systematic uncertainties, as described Section 7). The training minimizes the following loss function:

$$\mathcal{L}(w(\vec{x})) = \int d\vec{x} \left[\sqrt{w(\vec{x})} p_{2b}(\vec{x}) + \frac{1}{\sqrt{w(\vec{x})}} p_{4b}(\vec{x}) \right], \quad (6)$$

The function in Eq. (5) minimizes the loss function in Eq. (6) by equalizing the contributions from the two terms. The kinematic variables used to make up \vec{x} are listed in Table 4 for the ggF and VBF signal regions; they are among those kinematic variables that exhibit larger differences between the $2b$ and $4b$ events. The NN used in the ggF signal region has three densely connected hidden layers of 50 nodes, each with a rectified linear unit activation function [92], and a single-node linear output. A similar architecture is chosen for the NN used in the VBF signal region, except that only 20 nodes are used in each of the three

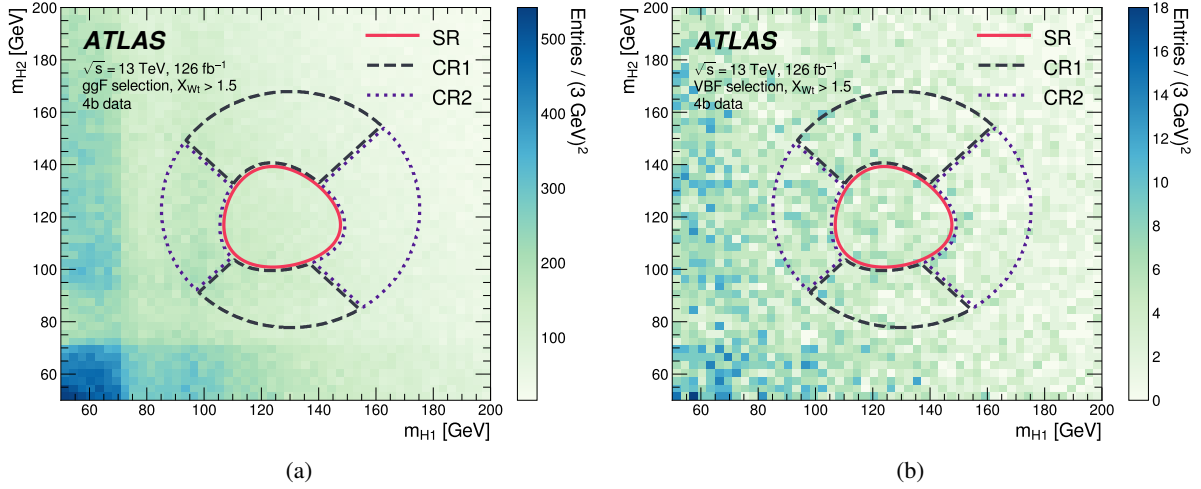


Figure 4: The mass planes of the reconstructed Higgs boson candidates for the (a) ggF and (b) VBF signal regions of the analysis, shown for the 4*b* data events. In (a), the analysis selection up to step 8 (as outlined in Figure 3) of the ggF selection has been applied, while in (b), the analysis selection up to step 7 of the VBF selection has been applied. The continuous red line describes the Signal Region (SR), the dashed line describes Control Region 1 (CR1) and the dotted line describes Control Region 2 (CR2).

hidden layers. This reflects the fact that the 2*b* and 4*b* sample sizes in the VBF signal region are nearly two orders of magnitude smaller than the corresponding ones in the ggF signal region. This is also the reason behind the choice to perform the NN training in the VBF signal region for all data-taking years together, with the year index as a one-hot encoded input feature.⁵ For the ggF signal region, a dedicated reweighting is derived for each year separately, which, thanks to the adequate sample sizes, deals better with the different levels of disparity between 2*b* and 4*b* distributions, due to the differences in the trigger conditions from year to year. Finally, in order to ensure that there are adequate numbers of 4*b* events for both the ggF and VBF NN trainings, these trainings are performed inclusively, before separating the events into the $|\Delta\eta_{HH}|$ categories (the CR events have $X_{HH} > 1.6$, hence it would not be possible to separate them into the X_{HH} categories defined for the SR events). Both $|\Delta\eta_{HH}|$ and X_{HH} are found to be insensitive to the kinematic reweighting, and so the inclusive training is not expected to introduce any additional bias when separating the events into the various categories.

In order to estimate and mitigate the impact of the varying initial conditions and limited size of the training samples on the NN training, the deep ensembles technique [93] is used together with a bootstrap resampling [94] of the training data. This entails constructing a set of training datasets by sampling with replacement from the original dataset. In this analysis, this is approximated by the usage of different random training weights, following a Poisson distribution with $\mu = 1$, for each event in each training. The NN is trained independently on each element of this set, using different initial conditions each time. This results in an ensemble of reweighting functions. Each reweighting function is further multiplied by a normalization factor, such that the number of reweighted 2*b* events is equal to the number of 4*b* events in the region where the NN is trained. In this analysis, the ensembles comprise 100 reweighting functions each, hence 100 weights are calculated for each 2*b* event in the SR. The background estimate uses the

⁵ One-hot encoding is a standard technique in machine learning. For example, for the data-taking years in the VBF reweighting, instead of presenting the year numbers as input features to the NN, one-hot encoding uses three input features: (1, 0, 0) for 2016, (0, 1, 0) for 2017, and (0, 0, 1) for 2018.

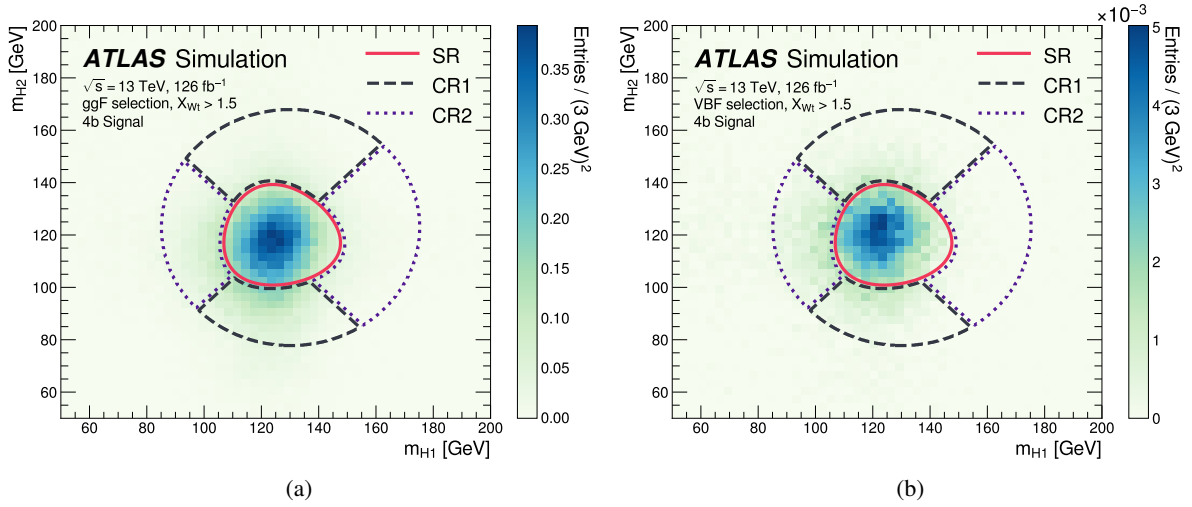


Figure 5: The mass planes of the reconstructed Higgs boson candidates for the (a) simulated ggF HH signal in the ggF signal region and (b) simulated VBF HH signal in the VBF signal region of the analysis. In (a), the analysis selection up to step 8 (as outlined in Figure 3) of the ggF selection has been applied, while in (b), the analysis selection up to step 7 of the VBF selection has been applied. The continuous red line describes the Signal Region (SR), the dashed line describes Control Region 1 (CR1) and the dotted line describes Control Region 2 (CR2).

mean of these weights for each event, and the variation of the background predictions from the ensemble of reweighting functions is used to estimate a systematic uncertainty for the stability of the NN training procedure, as described in Section 7.

The effect of the above reweighting procedure in CR1, where the reweighting function is derived, is illustrated in Figure 6 for the m_{HH} distribution of the ggF-selected events and in Figure 7 for the X_{Wt} distribution of the VBF-selected events. The reweighted “2b” distributions agree with the corresponding “4b” distributions to within about 10% for most of the phase space, with some larger deviations observed in bins near the tails of the distributions where fewer data events are available. A large number of additional kinematic variables were also studied before and after applying the reweighting in order to validate the performance of the NN. For all variables, the level of agreement, as quantified by the χ^2 metric, either improves after the reweighting or, for variables where the “2b” and “4b” distributions are already similar, changes only slightly.

The background modeling procedure was tested and found to produce good results in a large simulated $t\bar{t}$ sample and a much smaller sample of simulated (non- $t\bar{t}$) multijet events in the SR. The procedure was also tested in several control data samples orthogonal to the nominal event selection, where the presence of any HH signal is negligible and the $4b$ events in the corresponding SR can be compared with the reweighted SR $2b$ events without any bias. These samples, summarized in Table 5, include: (a) events satisfying all the $2b/4b$ ggF selection criteria, with the difference that the $|\Delta\eta_{HH}| < 1.5$ cut is inverted; (b) events satisfying all the $2b/4b$ selection criteria, except that the center of the SR (and hence also of CR1 and CR2) is shifted, to avoid any overlap with the nominal SR; and (c) events that satisfy all the same $4b$ selection criteria, except that, in terms of b -tagging, they contain exactly three b -tagged jets, and all other jets fail a looser working point of the b -tagging algorithm (one that gives 85% efficiency for b -jets in simulated $t\bar{t}$ events); from those jets, the one with the highest p_T is chosen as the fourth jet. The latter sample, hereafter referred to as $3b1f$, has about one order of magnitude more events than the $4b$ sample and a negligible

Table 4: The set of input variables used for the $2b$ to $4b$ reweighting in the ggF and VBF channels respectively.

ggF	VBF
1. $\log(p_T)$ of the 2 nd leading Higgs boson candidate jet	1. Maximum dijet mass from the possible pairings of the four Higgs boson candidate jets
2. $\log(p_T)$ of the 4 th leading Higgs boson candidate jet	2. Minimum dijet mass from the possible pairings of the four Higgs boson candidate jets
3. $\log(\Delta R)$ between the closest two Higgs boson candidate jets	3. Energy of the leading Higgs boson candidate
4. $\log(\Delta R)$ between the other two Higgs boson candidate jets	4. Energy of the subleading Higgs boson candidate
5. Average absolute η value of the Higgs boson candidate jets	5. Second-smallest ΔR between the jets in the leading Higgs boson candidate (from the three possible pairings for the leading Higgs candidate)
6. $\log(p_T)$ of the di-Higgs system	6. Average absolute η value of the four Higgs boson candidate jets
7. ΔR between the two Higgs boson candidates	7. $\log(X_{Wt})$
8. $\Delta\phi$ between jets in the leading Higgs boson candidate	8. Trigger class index as one-hot encoder
9. $\Delta\phi$ between jets in the subleading Higgs boson candidate	9. Year index as one-hot encoder (for years inclusive training)
10. $\log(X_{Wt})$	
11. Number of jets in the event	
12. Trigger class index as one-hot encoder	

amount of HH signal; hence it is used to derive a nonclosure systematic uncertainty for the reweighting procedure, as discussed in Section 7. No significant background modeling nonclosure was observed in the other control data samples.

7 Systematic uncertainties

The uncertainties with the greatest impact on the analysis sensitivity are those arising from the data-driven background estimate described in Section 6. These uncertainties have two main sources: the limited sample sizes in the CR and SR, and physical differences between the CR, where the $2b$ reweighting function is derived, and the SR, where it is applied.

As described in Section 6, the ensemble of 100 reweighting functions results in 100 separate background predictions. An m_{HH} histogram can be constructed from each of these predictions, and the standard deviation of the predictions in each bin is taken as the bootstrap uncertainty. The uncertainty is treated as uncorrelated across m_{HH} bins.

An additional statistical uncertainty results from the limited sample size of the $2b$ SR dataset in which the trained background reweighting network is applied to obtain the final background estimate. A Poisson uncertainty is taken for each m_{HH} bin, which is combined in quadrature with the bootstrap uncertainty described above.

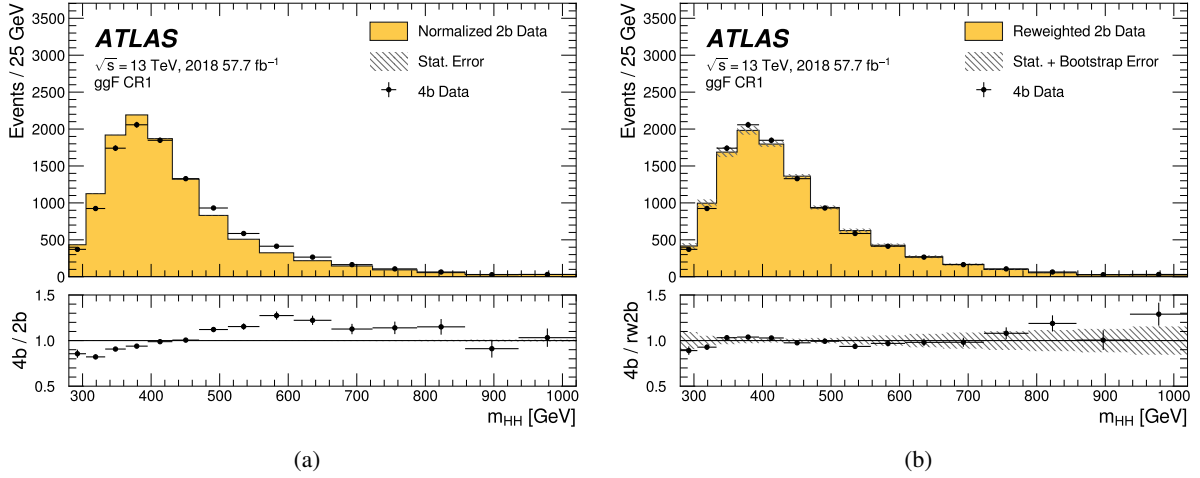


Figure 6: Comparison of the $2b$ (yellow histogram with hatching) and $4b$ (black points with error bars) m_{HH} distributions, for events in Control Region 1 (CR1) of the ggF signal region from the 2018 data: (a) before the kinematic reweighting of the $2b$ events, with only a normalization factor applied; and (b) after the kinematic reweighting of the $2b$ events. The error bars indicate the statistical uncertainty of the $4b$ data, while the hatching indicates the statistical uncertainty of the $2b$ data. The latter is only the Poisson uncertainty of the $2b$ data, in (a), while in (b), it also includes the uncertainty from the bootstrap procedure described in Section 7. The hatching in (a) is narrower than the line width of the plotted histogram.

For the background estimate, the uncertainty component related to the kinematic differences between the SR and CR1 is evaluated by using alternative predictions from the CR2 region. Four alternative background estimates are produced by applying the CR1-derived weights to three of the SR quadrants, and CR2-derived weights to the one remaining SR quadrant. For example, one alternative background estimate is obtained by applying CR1-derived weights to Q_S , Q_E and Q_W , and CR2-derived weights to Q_N . Each of these four background predictions is symmetrized around the nominal m_{HH} distribution to construct a two-sided uncertainty. Since the m_{HH} distribution differs across the four SR quadrants, substituting the CR2-based prediction for the CR1-based prediction in each of the four SR quadrants separately and utilizing a four-component uncertainty gives the fit model greater flexibility to describe these m_{HH} variations with finer granularity. In the ggF signal region, these uncertainties are taken to be uncorrelated across the datasets from the three different years. In both the ggF and VBF signal regions, the uncertainty is treated as correlated across the analysis categories.

An additional closure uncertainty is estimated by applying the full background modeling procedure to the $3b1f$ sample instead of the $4b$ sample. The predicted $3b1f$ m_{HH} distribution in the various analysis categories is then compared with the observed $3b1f$ data in the SR. For the VBF signal region, no statistically significant difference between the prediction and observation is found, and hence no additional uncertainty is applied. For the ggF signal region, an additional uncertainty is evaluated in each category from the observed differences between the predicted and observed $3b1f$ m_{HH} distributions. For m_{HH} bins in which the predicted and observed values differ by less than 1σ , where σ is obtained from all other background modeling uncertainties combined, no additional uncertainty is applied. For m_{HH} bins where the predicted and observed values differ by more than 1σ , the amount beyond 1σ is averaged with the corresponding amounts in the two adjacent bins, to limit the impact of statistical fluctuations, and is symmetrized around the nominal prediction to construct a two-sided uncertainty. This nonclosure uncertainty has a much

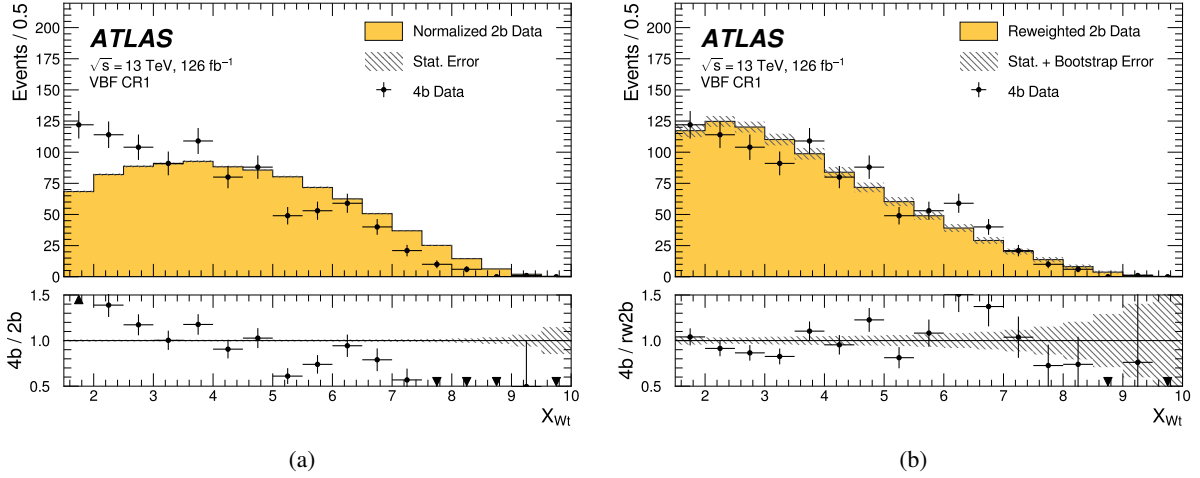


Figure 7: Comparison of the $2b$ (yellow histogram with hatching) and $4b$ (black points with error bars) X_{Wt} distributions, for events in Control Region 1 (CR1) of the VBF signal region: (a) before the kinematic reweighting of the $2b$ events, with only a normalization factor applied; and (b) after the kinematic reweighting of the $2b$ events. The error bars indicate the statistical uncertainty on the $4b$ data, while the hatching indicates the statistical uncertainty on the $2b$ data. The latter is only the Poisson uncertainty on the $2b$ data, in (a), while in (b), it also includes the uncertainty from the bootstrap procedure described in Section 7.

smaller impact on the analysis sensitivity than the other sources of background modeling uncertainty.

Several detector modeling uncertainties are evaluated and included. These affect only the signal description, as the background is estimated entirely from data. Uncertainties in the jet energy scale and resolution, as well as the JVT, are treated according to the prescription in Refs. [80, 81]. Additional uncertainties arising from the correction of the simulated pileup distribution are treated according to the prescription in Ref. [95]. Uncertainties in the b -tagging efficiency are treated according to the prescription in Ref. [96]. Uncertainties in the trigger efficiencies are evaluated from measurements of per-jet online efficiencies for both jet reconstruction and b -tagging, which are used to compute event-level uncertainties. These are then applied to the simulated events as overall weight variations. The uncertainty in the integrated luminosity used in this analysis is in the range 2.0%–2.4% for the three years of data taking and 1.7% for the entire dataset [97], obtained using the LUCID-2 detector for the primary luminosity measurements [98].

Several sources of theoretical uncertainty affecting the signal models are considered as described below. Uncertainties due to modeling of the parton shower and underlying event are evaluated by comparing results between two generators for these parts of the calculation: the nominal PYTHIA 8 and the alternative HERWIG 7. This is found to have an effect of roughly 10% on the ggF and VBF signal acceptances, and a negligible impact on the shape of the m_{HH} distributions. The parton showering uncertainty is derived within each analysis SR category; the uncertainty is observed to reach approximately 40% for a given production mode in some categories in which the acceptance is small for that mode. Uncertainties in the matrix element calculation are evaluated by raising and lowering the factorization and renormalization scales used in the generator by a factor of two, both independently and simultaneously. This results in an effect of typically 2% for both ggF and VBF, with a maximum effect of about 6% in certain analysis categories. PDF uncertainties are evaluated using the PDF4LHC_NLO_MC set [54] by calculating the signal acceptance for each replica and taking the standard deviation. The magnitude of this uncertainty is typically found to be less than 1% in both the ggF and VBF signal acceptances, with a maximum

Table 5: A summary of all the data samples used in the analysis. For each control sample, the variations from the nominal analysis are noted explicitly.

Data Sample	Definition	Usage
Signal Region (SR)	Events with $X_{HH} < 1.6$	Defines signal region in the $m_{H1}-m_{H2}$ plane
Control Region (CR)	Events with $X_{HH} > 1.6$ and $R_{CR} < 45$ GeV	Defines control region in the $m_{H1}-m_{H2}$ plane for background estimation (ggF and VBF)
Shifted validation regions	Shift the center of the SR in the $m_{H1}-m_{H2}$ plane to avoid overlap with the nominal SR	Background estimation validation (ggF only)
<i>4b</i>	Events with at least 4 <i>b</i> -tagged central jets	Final analysis sample (ggF and VBF)
<i>2b</i>	Events with exactly 2 <i>b</i> -tagged central jets plus at least two additional untagged central jets	Background estimation (ggF and VBF)
<i>3b1f</i>	Events with exactly 3 <i>b</i> -tagged central jets plus at least one central jet failing a looser <i>b</i> -tagging requirement	Background estimation validation (ggF and VBF), additional background modeling uncertainty (ggF only)
Reverse $ \Delta\eta_{HH} $	<i>2b</i> and <i>4b</i> events with $ \Delta\eta_{HH} > 1.5$	Background estimation validation (ggF only)

magnitude of approximately 2%. Theoretical uncertainties in the $H \rightarrow b\bar{b}$ branching ratio [14] are included, amounting to an approximately 3.5% overall uncertainty in the signal normalization. The dependence of the branching ratio uncertainty on κ_λ is neglected. Theoretical uncertainties in the ggF and VBF HH cross-sections arising from uncertainties in the PDF and α_s , as well as the choice of renormalization scheme and the scale of the top quark’s mass, are taken from Refs. [11, 14, 99]. The cross-section uncertainties are included in the derivation of the upper limits on the ggF, VBF, and combined HH signal strengths, as well as the likelihood-based constraints on the values of the κ_λ and κ_{2V} modifiers, as presented in Section 8.

An additional signal modeling systematic uncertainty is evaluated for the SMEFT and HEFT measurements. The m_{HH} spectra of reweighted SMEFT/HEFT signal samples are compared against explicitly generated samples for a select number of coefficient variations. A two-component normalization uncertainty is derived by taking the average of the relative deviations across the m_{HH} bins in the ranges of $280 < m_{HH} < 936$ GeV and $m_{HH} > 936$ GeV. The use of separate components in the low- and high- m_{HH} regions prevents the level of agreement in the more populated low- m_{HH} region from overconstraining the uncertainty in the more sparsely populated high- m_{HH} region.

8 Results

The analysis results are obtained using a maximum-likelihood fit performed in bins of reconstructed m_{HH} . For the ggF signal region, the fit is performed simultaneously across the different data-taking years (2016, 2017, and 2018), while for the VBF signal region, the fit is performed inclusively on the data from all years.

The likelihood function used to construct the test statistic has a standard form, consisting of a product of Poisson distributions for the yields in each bin and constraint functions for nuisance parameters describing systematic uncertainties. For uncertainties due to the limited sample size in data or simulation, the constraint is a Poisson distribution. For all other systematic uncertainties, the constraint is a Gaussian distribution. Where systematic uncertainties are deemed to be uncorrelated, independent nuisance parameters are introduced. Uncertainties in the luminosity and signal modeling are treated as fully correlated between the analysis categories and, for ggF, the data-taking years. Each component of the quadrant-derived uncertainty covering the kinematic differences between the SR and CR1 regions is correlated across the data-taking years for the ggF region. The components are correlated across analysis categories within the ggF and VBF signal regions, but not between the ggF and VBF signal regions. All other uncertainties in the background model are treated as uncorrelated across the different categories and data-taking years. The statistical model is implemented using RooFit [100].

The hypothesis of the presence of a signal is tested using the profile likelihood ratio [101]. The signal strength of the combined ggF and VBF signal process, $\mu_{\text{ggF+VBF}} (= \sigma_{\text{ggF+VBF}} / \sigma_{\text{ggF+VBF}}^{\text{SM}})$, is chosen as the parameter of interest (POI) and is a free parameter in the fit. The relative contributions of the ggF and VBF signals to the total signal model are fixed to their predicted values. The profile likelihood ratio takes the following form:

$$-2\Delta \ln \lambda(\mu) = -2 \ln \left(\frac{L(\mu, \hat{\theta})}{L(\hat{\mu}, \hat{\theta})} \right), \quad (7)$$

where μ is the POI and θ represents the nuisance parameters. The numerator represents the conditional maximum-likelihood fit, in which the nuisance parameters are set to their profiled values $\hat{\theta}$ for which the likelihood is maximized for a fixed value of μ . The denominator represents the unconditional likelihood fit, where both μ and θ are set to the values which jointly maximize the likelihood, $\hat{\mu}$ and $\hat{\theta}$, respectively.

The observed distributions in m_{HH} , as well as the predicted background and example signal shapes, are presented in Figure 8 for each of the six ggF categories (with all data-taking years combined, for presentation purposes). The distributions of the expected background are obtained using the best-fit values of the nuisance parameters in the fit to the data with the background-only hypothesis. The corresponding m_{HH} distributions in the two VBF categories are shown in Figure 9. The signal shape for $\kappa_{2V} = 0$ in Figure 9(a) clearly shows the impact of the divergences in Figures 2(b) and 2(c) not canceling out as discussed in Section 1. While the deviations from the SM studied in this analysis are below the level that violates unitarity, this behavior makes the VBF topology in this analysis particularly sensitive to κ_{2V} . The observed number of data events, predicted number of background events, and expected number of signal events for the SM ggF and VBF signals are summarized for each of the analysis categories in Table 6.

An upper limit on the combined ggF and VBF HH signal strength $\mu_{\text{ggF+VBF}}$ is computed using the asymptotic formula [101] and based on the CL_s method [102]. The observed (expected) 95% CL upper limit on $\mu_{\text{ggF+VBF}}$ is found to be 5.4 (8.1). The expected upper limits are obtained using a background-only hypothesis, excluding a HH signal. The upper limit on the combined $\mu_{\text{ggF+VBF}}$, as well as upper limits on

Table 6: The yields in each analysis category of the data, expected background, and expected SM ggF and VBF signals. The expected background yields are obtained using a fit to the data with the background-only hypothesis; the quoted uncertainties are the sum in quadrature of all the per-bin systematic uncertainties. The expected signal yields are obtained from simulation.

Category	Data	Expected Background	ggF Signal SM	VBF Signal SM
ggF signal region				
$ \Delta\eta_{HH} < 0.5, X_{HH} < 0.95$	1940	1935 ± 25	7.0	0.038
$ \Delta\eta_{HH} < 0.5, X_{HH} > 0.95$	3602	3618 ± 37	6.5	0.036
$0.5 < \Delta\eta_{HH} < 1.0, X_{HH} < 0.95$	1924	1874 ± 21	5.1	0.037
$0.5 < \Delta\eta_{HH} < 1.0, X_{HH} > 0.95$	3540	3492 ± 35	4.7	0.040
$ \Delta\eta_{HH} > 1.0, X_{HH} < 0.95$	1880	1739 ± 22	2.9	0.043
$ \Delta\eta_{HH} > 1.0, X_{HH} > 0.95$	3285	3212 ± 37	2.8	0.041
VBF signal region				
$ \Delta\eta_{HH} < 1.5$	116	125.3 ± 4.4	0.37	0.090
$ \Delta\eta_{HH} > 1.5$	241	230.6 ± 5.3	0.06	0.21

the individual $\mu_{\text{ggF}} (= \sigma_{\text{ggF}}/\sigma_{\text{ggF}}^{\text{SM}})$ and $\mu_{\text{VBF}} (= \sigma_{\text{VBF}}/\sigma_{\text{VBF}}^{\text{SM}})$, are summarized in Table 7. For the individual μ_{ggF} and μ_{VBF} limits, the results are derived by treating the other production mode (VBF when placing limits on μ_{ggF} , and vice-versa) as a background process, with its normalization only loosely constrained in the fit. Compared to the previous ATLAS measurement of ggF HH production in the $b\bar{b}b\bar{b}$ decay channel (using 27 fb^{-1} of early Run 2 data) [26], the upper limit on the ggF cross-section is over 50% lower, with approximately 20% of this improvement arising from advances in analysis techniques and object reconstruction. Similarly, compared to the previous ATLAS measurement of VBF HH production in the $b\bar{b}b\bar{b}$ decay channel, which used 126 fb^{-1} of data collected between 2016 and 2018 [27], the upper limit on the VBF HH cross-section is over 75% lower, with this improvement arising entirely from advances in analysis technique and object reconstruction.

Table 7: The observed and expected upper limits on the SM ggF HH production cross-section σ_{ggF} , SM VBF HH production cross-section σ_{VBF} , and combined SM ggF and VBF HH production cross-section $\sigma_{\text{ggF+VBF}}$ at the 95% CL, expressed as multiples of the corresponding SM cross-sections. The expected values are shown with corresponding one- and two-standard-deviation error bounds, and they are obtained using a background-only fit to the data. When extracting the limits on $\sigma_{\text{ggF+VBF}}$, the relative contributions of ggF and VBF production to the total cross-section are fixed to the SM prediction.

	Observed Limit	-2σ	-1σ	Expected Limit	$+1\sigma$	$+2\sigma$
μ_{ggF}	5.5	4.4	5.9	8.2	12.4	19.6
μ_{VBF}	130	70	100	130	190	280
$\mu_{\text{ggF+VBF}}$	5.4	4.3	5.8	8.1	12.2	19.1

The total uncertainty in the upper limit of the cross-section is dominated by the uncertainty sources related to the background modeling procedure and theoretical predictions. With only the statistical uncertainties of the reweighted $2b$ data, observed $4b$ data, and simulated signal samples included in the fit, the expected

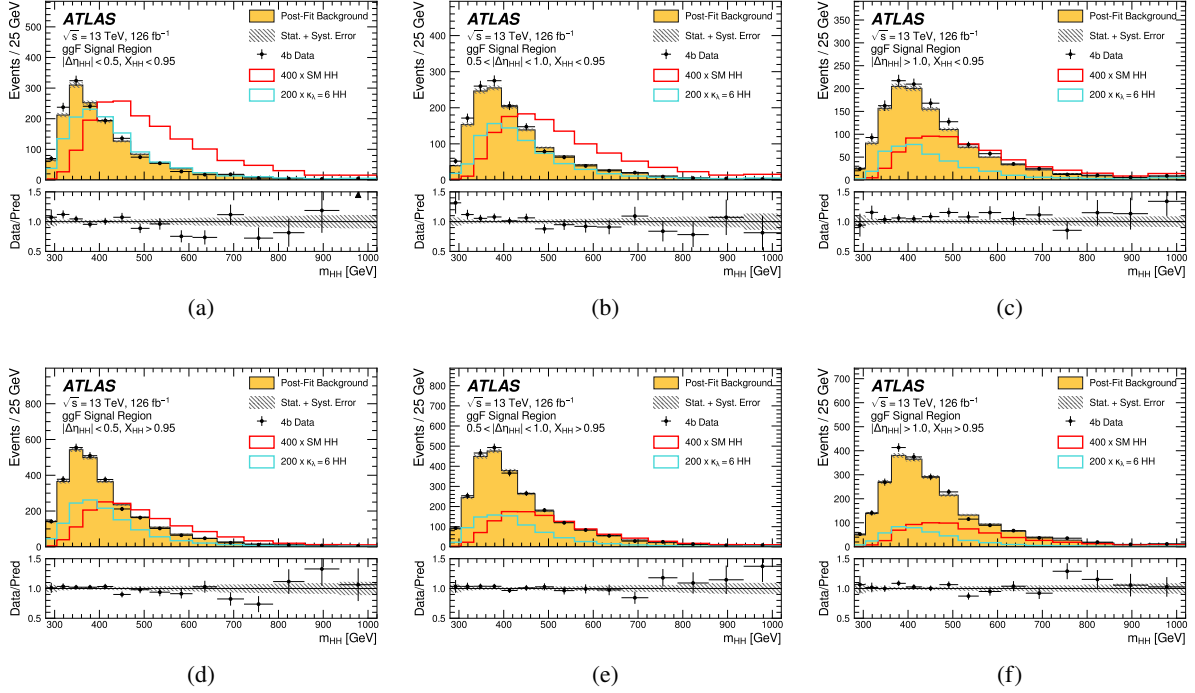


Figure 8: Distributions of the reconstructed m_{HH} in data (shown by the black points) and the estimated background (shown by the yellow histograms), in each of the six $|\Delta\eta_{HH}|, X_{HH}$ categories in the ggF signal region: (a) $|\Delta\eta_{HH}| < 0.5, X_{HH} < 0.95$; (b) $0.5 < |\Delta\eta_{HH}| < 1.0, X_{HH} < 0.95$; (c) $|\Delta\eta_{HH}| > 1.0, X_{HH} < 0.95$; (d) $|\Delta\eta_{HH}| < 0.5, X_{HH} > 0.95$; (e) $0.5 < |\Delta\eta_{HH}| < 1.0, X_{HH} > 0.95$; and (f) $|\Delta\eta_{HH}| > 1.0, X_{HH} > 0.95$. The contributions from the different data-taking years are combined in each category for presentation purposes. The hatching shows the total uncertainty of the background estimate. The distribution of the expected background is obtained using the best-fit values of the nuisance parameters in the fit to the data with the background-only hypothesis. Distributions of the SM and $\kappa_\lambda = 6$ signal models are overlaid, scaled so as to be visible on the plot, and the scaling for each signal model is the same across the six categories. The lower panels show the ratio of the observed data yield to the predicted background in each bin. Events in the underflow and overflow bins are counted in the yields of the initial and final bins respectively.

upper limit on $\mu_{\text{ggF+VBF}}$ is found to be 6.0 times the SM prediction. Including the uncertainty sources resulting from the background estimation (the bootstrap uncertainty, the uncertainty from the kinematic differences between the SR and CR1, and, in the ggF signal region, the $3b1f$ nonclosure uncertainty), the expected upper limit on $\mu_{\text{ggF+VBF}}$ is relaxed to 7.1 times the SM prediction. The further reduction of sensitivity to the value of 8.1, as quoted in Table 7, is driven primarily by the uncertainties arising from theoretical predictions. The relative impact of the various sources of systematic uncertainty on the expected upper limit on $\mu_{\text{ggF+VBF}}$ is summarized in Table 8.

Constraints are placed on the κ_λ and κ_{2V} modifiers using two different interpretations, the first named the “95% CL” method and the second named the “profile likelihood ratio” method. The former uses the signal strength μ as the POI, while the latter uses the vector of coupling modifiers $\kappa = (\kappa_\lambda, \kappa_{2V})$. The 95% CL method allows for interpretation as a traditional search for an arbitrarily normalized set of signals with different shapes against an estimated background, while the profile likelihood ratio method allows for interpretation as to whether the data are compatible with the specific cross-section and shape predictions of the κ framework. The 95% CL results presented here offer a consistent comparison with previous ATLAS HH measurements. The constraints obtained from the two interpretations are not expected to be

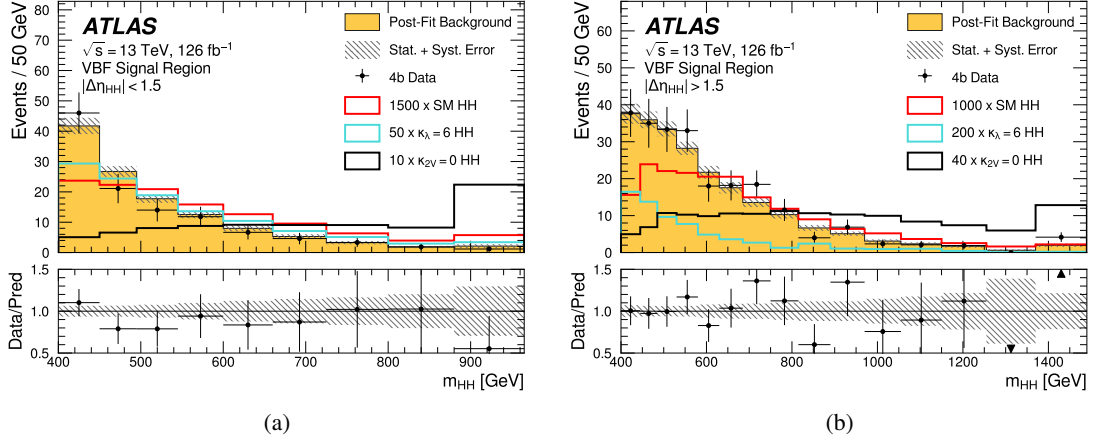


Figure 9: Distributions of the reconstructed m_{HH} in data (shown by the black points), the estimated background (shown by the yellow histograms), in each of the two $|\Delta\eta_{HH}|$ categories in the VBF signal region: (a) $|\Delta\eta_{HH}| < 1.5$ and (b) $|\Delta\eta_{HH}| > 1.5$. The hatching shows the total uncertainty of the background estimate. The distribution of the expected background is obtained using the best-fit values of the nuisance parameters in the fit to the data with the background-only hypothesis. Distributions for three choices of couplings are shown: the SM, $\kappa_\lambda = 6$, and $\kappa_{2V} = 0$ (with all other couplings set to their SM values in the last two models), scaled so as to be visible on the plot. The lower panels show the ratio of the observed data yield to the predicted background in each bin. Events in the overflow bins are counted in the yields of the final bins.

Table 8: Breakdown of the dominant systematic uncertainties. The impact of the uncertainties on the expected upper limit on $\mu_{\text{ggF+VBF}}$ when re-evaluating the profile likelihood ratio after fixing the nuisance parameter(s) in question to its (their) best-fit value(s), while all remaining nuisance parameters remain free to float. The impact is shown in %. Only (groups of) systematic uncertainties that have an impact of at least 1% are shown. The impact of each experimental source of systematic uncertainty described in the text, as well as of all of them together, is less than 1%.

Source of Uncertainty	$\Delta\mu/\mu$
Theory uncertainties	
Theory uncertainty in signal cross-section	-9.0%
All other theory uncertainties	-1.4%
Background modeling uncertainties	
Bootstrap uncertainty	-7.1%
CR to SR extrapolation uncertainty	-7.5%
3b1f nonclosure uncertainty	-2.0%

identical, as the two strategies employ slightly different physical assumptions. In the profile likelihood ratio interpretation, the signal strength is fixed to the prediction obtained for a specific coupling modifier configuration, while for the 95% CL interpretation, the signal strength is allowed to float. The profile likelihood ratio method utilizes a hypothesis consisting of the predicted background plus the SM HH signal, while the 95% CL results utilize a hypothesis containing only the predicted background and no HH signal. Given the relatively small size of the SM HH signal compared to the predicted background, the use of different hypotheses is not expected to have a significant effect. Additionally, 2σ -level constraints are quoted from the profile likelihood ratio interpretation, as opposed to 95% CL constraints.

The 95% CL constraints on κ_λ and κ_{2V} are obtained by determining the 95% CL upper limits on the

cross-section as a function of these coupling modifiers, $\mu_{\text{ggF+VBF}}(\kappa_\lambda, \kappa_{2V})$. Values of the coupling modifiers ($\kappa_\lambda, \kappa_{2V}$) are excluded if the predicted cross-section of the signal model obtained with that configuration is excluded at the 95% CL. The $H \rightarrow b\bar{b}$ branching ratio is fixed to the SM prediction in the likelihood fit and any dependence on κ_λ is ignored. Upper limits on the HH signal strength as a function of κ_λ and κ_{2V} are shown in Figure 10, and the exclusion boundaries are summarized in Table 9. With the values of the other modifiers (κ_V and either κ_{2V} or κ_λ , respectively) fixed to their SM value of 1, values of κ_λ beyond $[-3.9, 11.1]$ and values of κ_{2V} beyond $[-0.03, 2.11]$ are excluded.

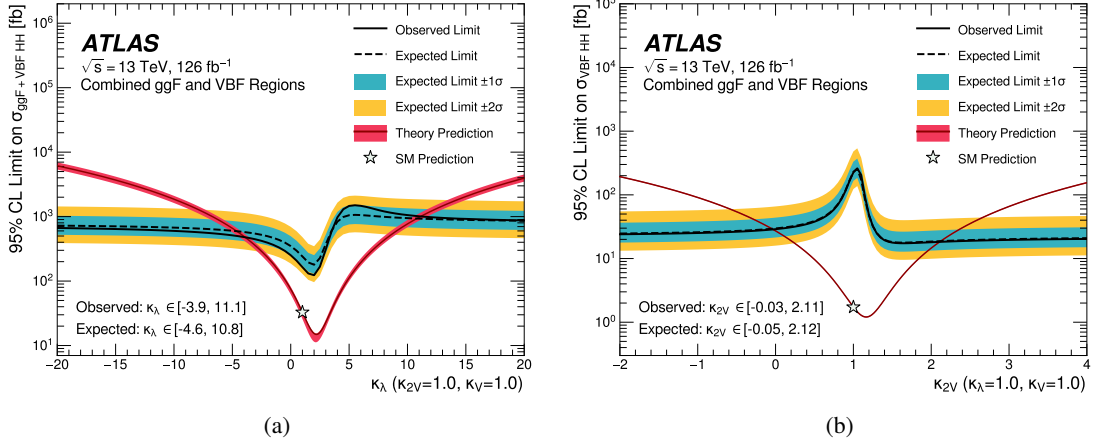


Figure 10: The observed 95% CL exclusion limits as a function of (a) κ_λ (obtained using the signal strength $\mu_{\text{ggF+VBF}}$ as the POI) and (b) κ_{2V} (obtained using the signal strength μ_{VBF} as the POI) from the combined ggF and VBF signal regions, as shown by the solid black line. In each case, the value of the other modifier is fixed to 1. The blue and yellow bands show respectively the 1σ and 2σ bands around the expected exclusion limits, which are shown by the dashed black line. The expected exclusion limits are obtained using a fit to the data with the background-only hypothesis. The dark red line shows in (a) the predicted combined ggF and VBF HH cross-section as a function of κ_λ and in (b) the predicted VBF HH cross-section as a function of κ_{2V} . The dark pink bands surrounding the predicted cross-section lines indicate the theoretical uncertainty of the cross-section, as taken from Ref. [99]. The band in (b) is smaller than the width of the plotted line.

Table 9: The observed and expected constraints on the κ_λ and κ_{2V} coupling modifiers at 95% CL. For each modifier, the constraints were extracted with all other modifiers fixed to the SM prediction.

Parameter	Expected Constraint		Observed Constraint	
	Lower	Upper	Lower	Upper
κ_λ	-4.6	10.8	-3.9	11.1
κ_{2V}	-0.05	2.12	-0.03	2.11

Figure 11 shows the 95% CL exclusion limits in the two-dimensional plane of the κ_λ - κ_{2V} modifier space.

The alternative coupling modifier constraints are obtained using the profile likelihood ratio interpretation, with the coupling modifiers $\kappa = (\kappa_\lambda, \kappa_{2V})$ as the POIs, rather than the signal strength μ :

$$-2\Delta \ln L(\kappa) = -2 \ln \left(\frac{L(\kappa, \hat{\theta})}{L(\hat{\kappa}, \hat{\theta})} \right). \quad (8)$$

A scan of the profile likelihood ratio is performed as a function of the coupling modifiers at discrete points

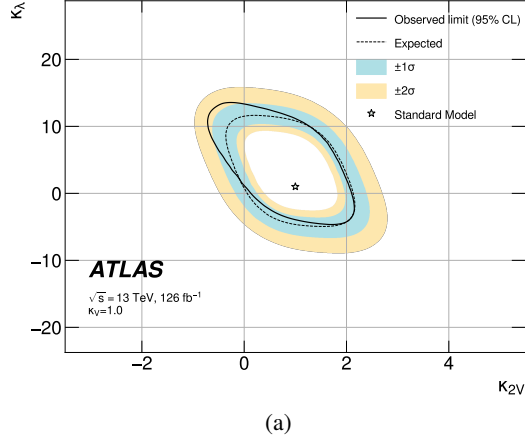


Figure 11: The observed 95% CL exclusion limit obtained using the signal strength $\mu_{\text{ggF+VBF}}$ as the POI in the two-dimensional κ_λ vs. κ_{2V} space, obtained from the combined ggF and VBF signal model, as shown by the solid black line. The blue and yellow bands show respectively the 1σ and 2σ bands around the expected exclusion limits, which are shown by the dashed black line. The star denotes the SM prediction ($\kappa_\lambda = \kappa_{2V} = 1$).

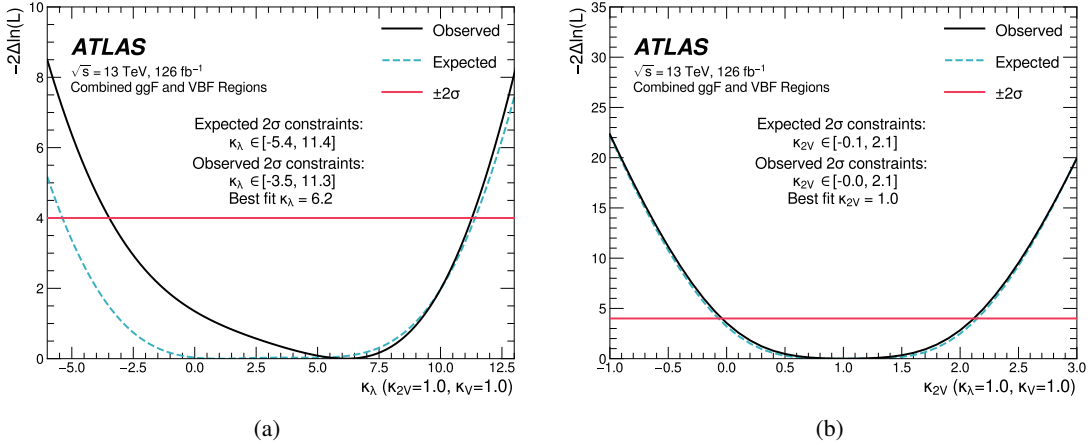


Figure 12: The observed profile likelihood ratio scans for the (a) κ_λ and (b) κ_{2V} coupling modifiers, shown by the solid black line, using the coupling modifiers κ as the POIs. In each case, the value of the other parameter is fixed to 1. The dashed blue line shows the expected profile likelihood ratio, as obtained using a fit to the data with the background-only hypothesis. The pink line indicates the 2σ exclusion boundary.

to produce the curves shown in Figure 12. The best-fit value of κ_λ is found to be 6.2 from the profile likelihood scan. The observed pull of the best-fit κ_λ value away from the SM value is due to a slight excess in the observed data in the ggF signal region, specifically in the low- m_{HH} range. The particular signal model in which κ_λ is close to 6 is favored due to a balance between two competing effects: the m_{HH} spectrum becomes softer as κ_λ increases away from the SM, but the cross-section also grows beyond the magnitude of the excess as κ_λ increases much further. This slight excess also results in the deviation of the observed limits in Figure 12 from the expected limits by about 1σ . No such excess is observed in the VBF signal region, and the best-fit value of κ_{2V} from the likelihood scan is found to be 1.0. With the values of the other modifiers (κ_V and either κ_{2V} or κ_λ , respectively) fixed to their SM value of 1, the observed (expected) 2σ allowed range for κ_λ is found to be $[-3.5, 11.3]$ ($[-5.4, 11.4]$) and the corresponding range

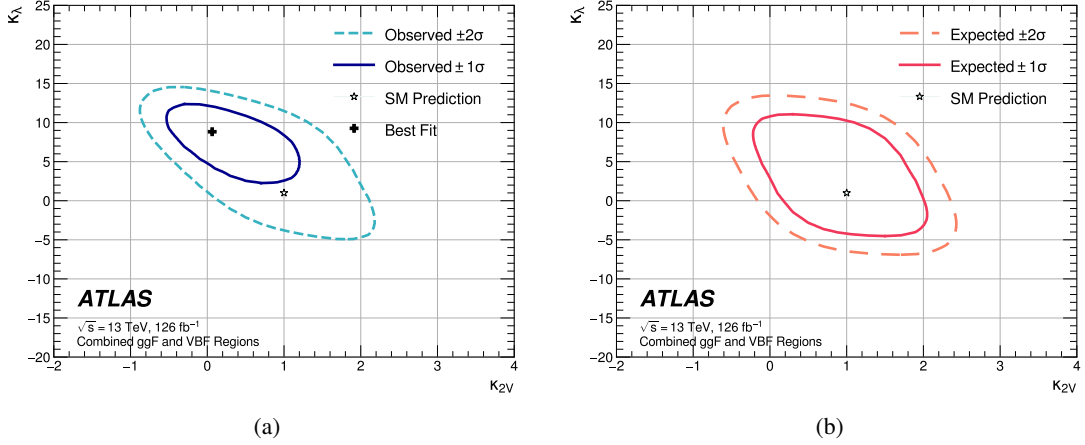


Figure 13: (a) The observed profile likelihood ratio exclusion limits for the two-dimensional κ_λ vs. κ_{2V} modifier space, shown by the solid dark purple line at the 1σ level and the dashed turquoise line at the 2σ level. The black cross denotes the best-fit values of $(\kappa_\lambda, \kappa_{2V})$. The expected exclusion limits are presented in (b), where the solid pink line denotes the 1σ -level exclusion and the dashed orange line denotes the 2σ -level exclusion. For both the expected and observed limit plots, the black star indicates the SM prediction ($\kappa_\lambda = \kappa_{2V} = 1$).

for κ_{2V} is $[-0.0, 2.1]$ ($[-0.1, 2.1]$).

The exclusion constraints obtained using the profile likelihood ratio method are also presented in the two-dimensional κ_λ - κ_{2V} coupling modifier space, similarly to the 95% CL constraints described above. The excluded regions are presented in Figure 13. With both modifiers able to float in the two-dimensional fit that combines both the ggF and VBF signal regions, the fit converges to κ_λ and κ_{2V} values slightly different from the ones where the minimum is found in the fits with a single parameter free.

In addition to constraints on the ggF and VBF HH cross-sections and the κ_λ and κ_{2V} coupling modifiers, constraints for relevant coefficients can be derived from the ggF selection of the analysis in the SMEFT and HEFT frameworks, as outlined in Section 1. The VBF HH process was ignored for both the SMEFT and HEFT results; including the VBF HH process as a background was found to have a negligible effect on the extracted parameter limits. The slight dependence of the $H \rightarrow b\bar{b}$ branching fraction on the SMEFT and HEFT coefficients is also ignored, as the impact on the analysis sensitivity is small. Constraints on the SMEFT coefficients are extracted by considering the 95% CL exclusion of the cross-section as a function of SMEFT parameter, as was done for the κ_λ and κ_{2V} constraints discussed previously. The extracted constraints on individual parameters in the scenario where the other parameters are fixed to 0 are summarized in Table 10. Limits approaching or exceeding $\pm 4\pi$ should be interpreted with caution because of the potential impact from effects such as missing higher-order model contributions. The exclusion limits are also presented in two-dimensional SMEFT coefficient subspaces. The exclusion limits for each coefficient versus the c_H coefficient (with the remaining three coefficients fixed to 0) are shown in Figure 14. The upper limits on the HEFT ggF HH production cross-section in the seven benchmark models are presented in Figure 15. The spread of sensitivity between the seven benchmark models reflects the different signal kinematics and, hence, shapes of the signal m_{HH} distributions. The different variation between observed and expected limits is linked to the slight excess observed in the low m_{HH} region, as discussed earlier. The red crosses in Figure 15 indicate the predicted HH cross-sections from the respective benchmark models. As can be seen, BM3, BM5 and BM7 are observed to be excluded with more than 95%

confidence. Constraints are placed on the values of c_{ggHH} and $c_{i\bar{i}HH}$, with all other HEFT coefficients fixed to SM values. The observed (expected) constraints on c_{ggHH} are found to be $[-0.36, 0.78]$ ($[-0.42, 0.75]$), while the observed (expected) constraints on $c_{i\bar{i}HH}$ are found to be $[-0.55, 0.51]$ ($[-0.46, 0.40]$).

Table 10: The extracted upper and lower limits on the SMEFT parameters to which the analysis is sensitive. For each parameter, the constraints are provided assuming the other parameters are fixed to 0. The VBF HH process is ignored for this result.

Parameter	Expected Constraint		Observed Constraint	
	Lower	Upper	Lower	Upper
c_H	-20	11	-22	11
c_{HG}	-0.056	0.049	-0.067	0.060
$c_{H\Box}$	-9.3	13.9	-8.9	14.5
c_{tH}	-10.0	6.4	-10.7	6.2
c_{tG}	-0.97	0.94	-1.12	1.15

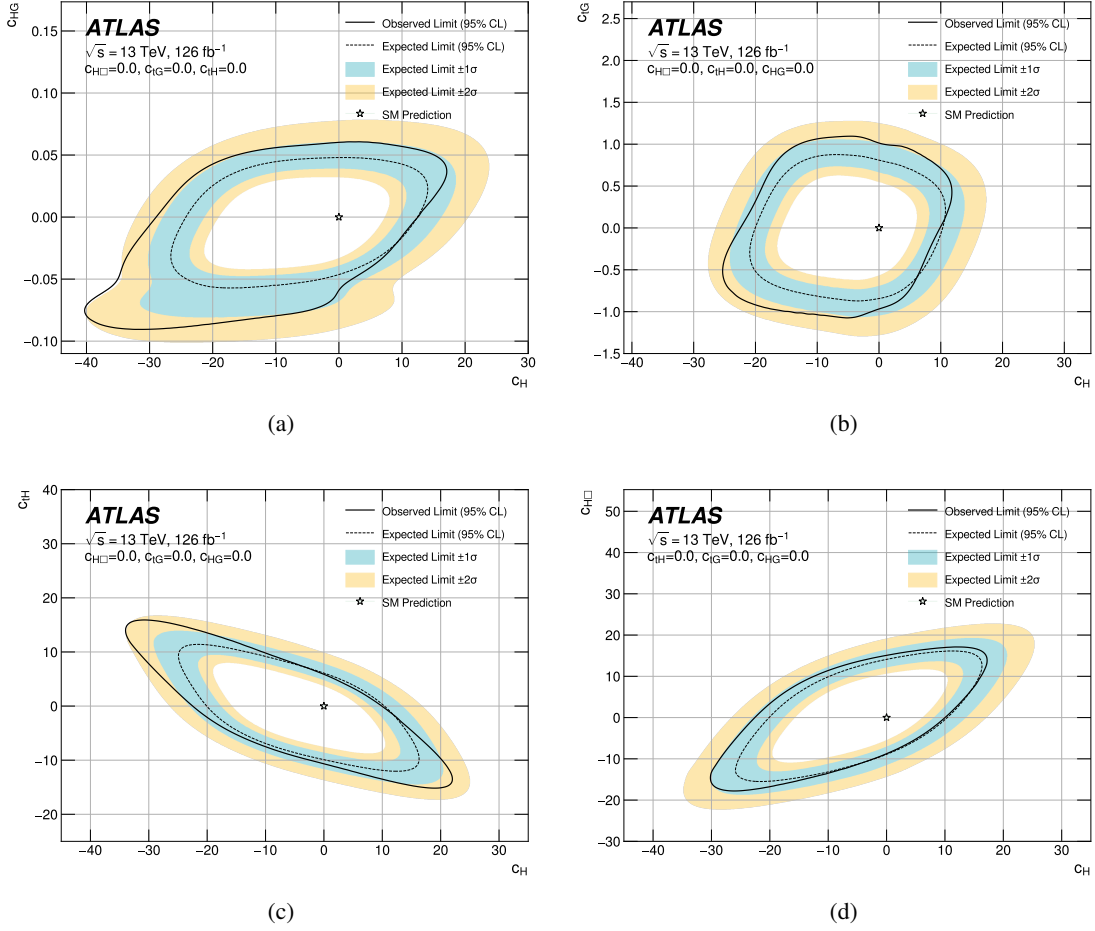


Figure 14: The observed 95% CL exclusion limits on the SMEFT coefficients in the two-dimensional spaces (a) c_{HG} vs. c_H , (b) c_{tG} vs. c_H , (c) c_{tH} vs. c_H , and (d) $c_{H\Box}$ vs. c_H , shown by the solid black lines. The dashed black line indicates the expected 95% CL exclusion limits. The shaded blue band indicates the $\pm 1\sigma$ uncertainty of the exclusion limits, while the yellow band indicates the $\pm 2\sigma$ uncertainty. The values of the other three coefficients for each plot are fixed to 0. The VBF HH process is ignored for this result.

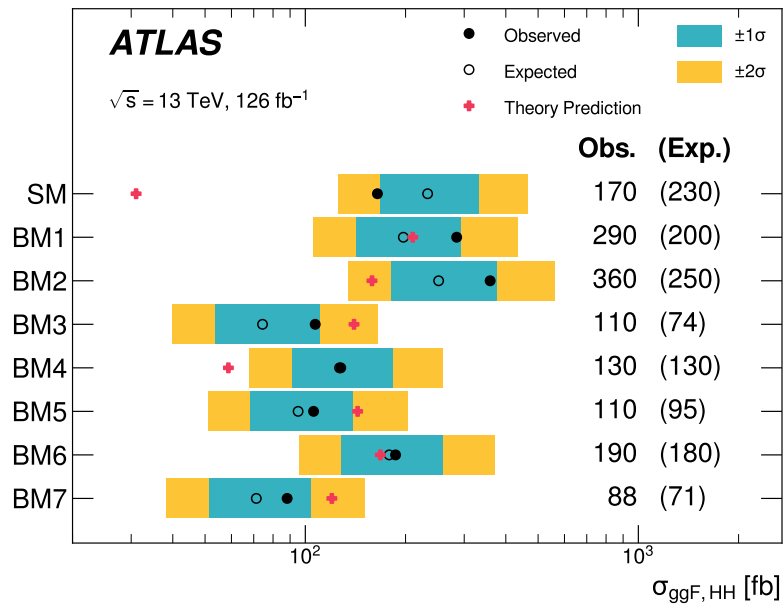


Figure 15: The observed 95% CL exclusion limits on the $ggF\ HH$ production cross-section in the SM and each of the seven HEFT benchmark models, given by the solid black points. The blue and yellow bands show respectively the 1σ and 2σ bands around the expected upper limits, which are shown by the open circles. The predicted $ggF\ HH$ production cross-section from each benchmark is indicated by a pink cross. Benchmarks where the theory cross-section is higher than the exclusion limit (i.e. to the right) are excluded. The $VBF\ HH$ process is ignored for this result.

9 Conclusion

A search for nonresonant pair production of Higgs bosons in the $b\bar{b}b\bar{b}$ final state was carried out, with dedicated analyses for the ggF and VBF production modes, using 126 fb^{-1} of $\sqrt{s} = 13 \text{ TeV}$ pp collision data collected by the ATLAS detector at the LHC. The sensitivity of the analyses is improved relative to previous iterations by using more sophisticated background modeling techniques, event categorization and improved jet reconstruction and flavor identification algorithms, in addition to the increased integrated luminosity of the analyzed data.

No evidence of signal is found and the observed (expected) upper limit on the cross-section for nonresonant Higgs boson pair production is determined to be 5.4 (8.1) times the Standard Model predicted cross-section at 95% confidence level. Constraints are placed upon modifiers to the HHH and $HHVV$ couplings. The observed (expected) 2σ constraints on the HHH coupling modifier, κ_λ , are determined to be $[-3.5, 11.3]$ ($[-5.4, 11.4]$), while the corresponding constraints for the $HHVV$ coupling modifier, κ_{2V} , are $[-0.0, 2.1]$ ($[-0.1, 2.1]$). The results are also used to derive constraints on relevant coefficients in the SM effective field theory and the Higgs effective field theory frameworks.

Acknowledgments

We thank CERN for the very successful operation of the LHC, as well as the support staff from our institutions without whom ATLAS could not be operated efficiently.

We acknowledge the support of ANPCyT, Argentina; YerPhI, Armenia; ARC, Australia; BMWFW and FWF, Austria; ANAS, Azerbaijan; CNPq and FAPESP, Brazil; NSERC, NRC and CFI, Canada; CERN; ANID, Chile; CAS, MOST and NSFC, China; Minciencias, Colombia; MEYS CR, Czech Republic; DNRf and DNSRC, Denmark; IN2P3-CNRS and CEA-DRF/IRFU, France; SRNSFG, Georgia; BMBF, HGF and MPG, Germany; GSRI, Greece; RGC and Hong Kong SAR, China; ISF and Benoziyo Center, Israel; INFN, Italy; MEXT and JSPS, Japan; CNRST, Morocco; NWO, Netherlands; RCN, Norway; MEiN, Poland; FCT, Portugal; MNE/IFA, Romania; MESTD, Serbia; MSSR, Slovakia; ARRS and MIZŠ, Slovenia; DSI/NRF, South Africa; MICINN, Spain; SRC and Wallenberg Foundation, Sweden; SERI, SNSF and Cantons of Bern and Geneva, Switzerland; MOST, Taiwan; TENMAK, Türkiye; STFC, United Kingdom; DOE and NSF, United States of America. In addition, individual groups and members have received support from BCKDF, CANARIE, Compute Canada and CRC, Canada; PRIMUS 21/SCI/017 and UNCE SCI/013, Czech Republic; COST, ERC, ERDF, Horizon 2020 and Marie Skłodowska-Curie Actions, European Union; Investissements d’Avenir Labex, Investissements d’Avenir Idex and ANR, France; DFG and AvH Foundation, Germany; Herakleitos, Thales and Aristeia programmes co-financed by EU-ESF and the Greek NSRF, Greece; BSF-NSF and MINERVA, Israel; Norwegian Financial Mechanism 2014-2021, Norway; NCN and NAWA, Poland; La Caixa Banking Foundation, CERCA Programme Generalitat de Catalunya and PROMETEO and GenT Programmes Generalitat Valenciana, Spain; Göran Gustafssons Stiftelse, Sweden; The Royal Society and Leverhulme Trust, United Kingdom.

The crucial computing support from all WLCG partners is acknowledged gratefully, in particular from CERN, the ATLAS Tier-1 facilities at TRIUMF (Canada), NDGF (Denmark, Norway, Sweden), CC-IN2P3 (France), KIT/GridKA (Germany), INFN-CNAF (Italy), NL-T1 (Netherlands), PIC (Spain), ASGC (Taiwan), RAL (UK) and BNL (USA), the Tier-2 facilities worldwide and large non-WLCG resource providers. Major contributors of computing resources are listed in Ref. [103].

References

- [1] ATLAS Collaboration, *Observation of a new particle in the search for the Standard Model Higgs boson with the ATLAS detector at the LHC*, *Phys. Lett. B* **716** (2012) 1, arXiv: [1207.7214 \[hep-ex\]](#).
- [2] CMS Collaboration, *Observation of a new boson at a mass of 125 GeV with the CMS experiment at the LHC*, *Phys. Lett. B* **716** (2012) 30, arXiv: [1207.7235 \[hep-ex\]](#).
- [3] ATLAS Collaboration, *Observation of $H \rightarrow b\bar{b}$ decays and VH production with the ATLAS detector*, *Phys. Lett. B* **786** (2018) 59, arXiv: [1808.08238 \[hep-ex\]](#).
- [4] CMS Collaboration, *Observation of Higgs Boson Decay to Bottom Quarks*, *Phys. Rev. Lett.* **121** (2018) 121801, arXiv: [1808.08242 \[hep-ex\]](#).
- [5] G. C. Branco et al., *Theory and phenomenology of two-Higgs-doublet models*, *Phys. Rept.* **516** (2012) 1, arXiv: [1106.0034 \[hep-ph\]](#).
- [6] R. Gröber and M. Mühlleitner, *Composite Higgs boson pair production at the LHC*, *JHEP* **06** (2011) 020, arXiv: [1012.1562 \[hep-ph\]](#).
- [7] Z. Chacko, Y. Nomura, M. Papucci, and G. Perez, *Natural little hierarchy from a partially goldstone twin Higgs*, *JHEP* **01** (2006) 126, arXiv: [hep-ph/0510273](#).
- [8] P. Fayet, *Supersymmetry and weak, electromagnetic and strong interactions*, *Phys. Lett. B* **64** (1976) 159.
- [9] P. Fayet, *Spontaneously broken supersymmetric theories of weak, electromagnetic and strong interactions*, *Phys. Lett. B* **69** (1977) 489.
- [10] G. Degrandi et al., *Higgs mass and vacuum stability in the Standard Model at NNLO*, *JHEP* **08** (2012) 098, arXiv: [1205.6497](#).
- [11] M. Grazzini et al., *Higgs boson pair production at NNLO with top quark mass effects*, *JHEP* **05** (2018) 059, arXiv: [1803.02463 \[hep-ph\]](#).
- [12] F. A. Dreyer and A. Karlberg, *Vector-boson fusion Higgs pair production at N^3LO* , *Phys. Rev. D* **98** (2018) 114016, arXiv: [1811.07906 \[hep-ph\]](#).
- [13] F. Bishara, R. Contino, and J. Rojo, *Higgs pair production in vector-boson fusion at the LHC and beyond*, *Eur. Phys. J. C* **77** (2017) 481, arXiv: [1611.03860 \[hep-ph\]](#).
- [14] D. de Florian et al., *Handbook of LHC Higgs Cross Sections: 4. Deciphering the Nature of the Higgs Sector*, (2016), arXiv: [1610.07922 \[hep-ph\]](#).
- [15] A. Djouadi, J. Kalinowski, and M. Spira, *HDECAY: A program for Higgs boson decays in the Standard Model and its supersymmetric extension*, *Comput. Phys. Commun.* **108** (1998) 56, arXiv: [hep-ph/9704448](#).
- [16] W. Buchmüller and D. Wyler, *Effective lagrangian analysis of new interactions and flavour conservation*, *Nucl. Phys. B* **268** (1986) 621.

- [17] C. N. Leung, S. T. Love, and S. Rao, *Low-energy manifestations of a new interactions scale: Operator analysis*, *Z. Phys. C* **31** (1986) 433.
- [18] I. Brivio and M. Trott, *The standard model as an effective field theory*, *Phys. Rept.* **793** (2019) 1, arXiv: [1706.08945 \[hep-ph\]](#).
- [19] R. Alonso, M. Gavela, L. Merlo, S. Rigolin, and J. Yepes, *The effective chiral lagrangian for a light dynamical "Higgs particle"*, *Phys. Lett. B* **722** (2012) 330, arXiv: [1212.3305 \[hep-ph\]](#).
- [20] G. Buchalla, O. Catà, and C. Krause, *Complete electroweak chiral Lagrangian with a light Higgs at NLO*, *Nucl. Phys. B* **880** (2014) 552, arXiv: [1307.5017 \[hep-ph\]](#), Erratum: *Nucl. Phys. B* **913** (2016) 475.
- [21] B. Grzadkowski, M. Iskrzynski, M. Misiak, and J. Rosiek, *Dimension-six terms in the Standard Model Lagrangian*, *JHEP* **10** (2010) 085, arXiv: [1008.4884 \[hep-ph\]](#).
- [22] ATLAS Collaboration, *Combined effective field theory interpretation of Higgs boson and weak boson production and decay with ATLAS data and electroweak precision observables*, ATL-PHYS-PUB-2022-037, 2022, URL: <https://cds.cern.ch/record/2816369>.
- [23] G. Buchalla, O. Catà, and C. Krause, *On the power counting in effective field theories*, *Phys. Lett. B* **731** (2014) 80, arXiv: [1312.5624 \[hep-ph\]](#).
- [24] M. Capozzi and G. Heinrich, *Exploring anomalous couplings in Higgs boson pair production through shape analysis*, *JHEP* **03** (2020) 091, arXiv: [1908.08923 \[hep-ph\]](#).
- [25] A. Carvalho et al., *Higgs pair production: choosing benchmarks with cluster analysis*, *JHEP* **04** (2016) 126, arXiv: [1507.02245 \[hep-ph\]](#).
- [26] ATLAS Collaboration, *Search for pair production of Higgs bosons in the $b\bar{b}b\bar{b}$ final state using proton–proton collisions at $\sqrt{s} = 13$ TeV with the ATLAS detector*, *JHEP* **01** (2019) 030, arXiv: [1804.06174 \[hep-ex\]](#).
- [27] ATLAS Collaboration, *Search for the $HH \rightarrow b\bar{b}b\bar{b}$ process via vector-boson fusion production using proton–proton collisions at $\sqrt{s} = 13$ TeV with the ATLAS detector*, *JHEP* **07** (2020) 108, arXiv: [2001.05178 \[hep-ex\]](#), [Erratum: *JHEP* **01** (2021) 145].
- [28] CMS Collaboration, *Search for Higgs Boson Pair Production in the Four b Quark Final State in Proton-Proton Collisions at $\sqrt{s} = 13$ TeV*, *Phys. Rev. Lett.* **129** (2022) 081802, arXiv: [2202.09617 \[hep-ex\]](#).
- [29] CMS Collaboration, *Search for nonresonant pair production of highly energetic Higgs bosons decaying to bottom quarks*, (2022), arXiv: [2205.06667 \[hep-ex\]](#).
- [30] ATLAS Collaboration, *Search for resonant and non-resonant Higgs boson pair production in the $b\bar{b}\tau^+\tau^-$ decay channel using 13 TeV pp collision data from the ATLAS detector*, *JHEP* **07** (2022) 040, arXiv: [2209.10910 \[hep-ex\]](#).
- [31] CMS Collaboration, *Search for Higgs boson pair production in events with two bottom quarks and two tau leptons in proton–proton collisions at $\sqrt{s} = 13$ TeV*, *Phys. Lett. B* **778** (2018) 101, arXiv: [1707.02909 \[hep-ex\]](#).

- [32] ATLAS Collaboration, *Search for Higgs boson pair production in the two bottom quarks plus two photons final state in pp collisions at $\sqrt{s} = 13$ TeV with the ATLAS detector*, [Phys. Rev. D **106** \(2021\) 052001](#), arXiv: [2112.11876 \[hep-ex\]](#).
- [33] CMS Collaboration, *Search for nonresonant Higgs boson pair production in final states with two bottom quarks and two photons in proton–proton collisions at $\sqrt{s} = 13$ TeV*, [JHEP **03** \(2021\) 257](#), arXiv: [2011.12373 \[hep-ex\]](#).
- [34] ATLAS Collaboration, *Search for non-resonant Higgs boson pair production in the $b\bar{b}\ell\nu\ell\nu$ final state with the ATLAS detector in pp collisions at $\sqrt{s} = 13$ TeV*, [Phys. Lett. B **801** \(2020\) 135145](#), arXiv: [1908.06765 \[hep-ex\]](#).
- [35] CMS Collaboration, *Search for resonant and nonresonant Higgs boson pair production in the $b\bar{b}\ell\nu\ell\nu$ final state in proton–proton collisions at $\sqrt{s} = 13$ TeV*, [JHEP **01** \(2018\) 054](#), arXiv: [1708.04188 \[hep-ex\]](#).
- [36] ATLAS Collaboration, *Search for Higgs boson pair production in the $b\bar{b}WW^*$ decay mode at $\sqrt{s} = 13$ TeV with the ATLAS detector*, [JHEP **04** \(2019\) 092](#), arXiv: [1811.04671 \[hep-ex\]](#).
- [37] ATLAS Collaboration, *Search for Higgs boson pair production in the $\gamma\gamma WW^*$ channel using pp collision data recorded at $\sqrt{s} = 13$ TeV with the ATLAS detector*, [Eur. Phys. J. C **78** \(2018\) 1007](#), arXiv: [1807.08567 \[hep-ex\]](#).
- [38] ATLAS Collaboration, *Search for Higgs boson pair production in the $WW^{(*)}WW^{(*)}$ decay channel using ATLAS data recorded at $\sqrt{s} = 13$ TeV*, [JHEP **05** \(2019\) 124](#), arXiv: [1811.11028 \[hep-ex\]](#).
- [39] CMS Collaboration, *A portrait of the Higgs boson by the CMS experiment ten years after the discovery*, [Nature **607** \(2022\) 60](#), arXiv: [2207.00043 \[hep-ex\]](#).
- [40] ATLAS Collaboration, *The ATLAS Experiment at the CERN Large Hadron Collider*, [JINST **3** \(2008\) S08003](#).
- [41] ATLAS Collaboration, *ATLAS Insertable B-Layer: Technical Design Report*, ATLAS-TDR-19; CERN-LHCC-2010-013, 2010, URL: <https://cds.cern.ch/record/1291633>, Addendum: ATLAS-TDR-19-ADD-1; CERN-LHCC-2012-009, 2012, URL: <https://cds.cern.ch/record/1451888>.
- [42] B. Abbott et al., *Production and integration of the ATLAS Insertable B-Layer*, [JINST **13** \(2018\) T05008](#), arXiv: [1803.00844 \[physics.ins-det\]](#).
- [43] ATLAS Collaboration, *Performance of the ATLAS trigger system in 2015*, [Eur. Phys. J. C **77** \(2017\) 317](#), arXiv: [1611.09661 \[hep-ex\]](#).
- [44] ATLAS Collaboration, *The ATLAS Collaboration Software and Firmware*, ATL-SOFT-PUB-2021-001, 2021, URL: <https://cds.cern.ch/record/2767187>.
- [45] ATLAS Collaboration, *ATLAS data quality operations and performance for 2015–2018 data-taking*, [JINST **15** \(2020\) P04003](#), arXiv: [1911.04632 \[physics.ins-det\]](#).
- [46] ATLAS Collaboration, *Configuration and performance of the ATLAS b -jet triggers in Run 2*, [Eur. Phys. J. C **81** \(2021\) 1087](#), arXiv: [2106.03584 \[hep-ex\]](#).
- [47] M. Cacciari, G. P. Salam, and G. Soyez, *The anti- k_t jet clustering algorithm*, [JHEP **04** \(2008\) 063](#), arXiv: [0802.1189 \[hep-ph\]](#).

- [48] M. Cacciari, G. P. Salam, and G. Soyez, *FastJet user manual*, *Eur. Phys. J. C* **72** (2012) 1896, arXiv: [1111.6097 \[hep-ph\]](#).
- [49] ATLAS Collaboration, *The ATLAS Simulation Infrastructure*, *Eur. Phys. J. C* **70** (2010) 823, arXiv: [1005.4568 \[physics.ins-det\]](#).
- [50] S. Agostinelli et al., *GEANT4 – a simulation toolkit*, *Nucl. Instrum. Meth. A* **506** (2003) 250.
- [51] P. Nason, *A New method for combining NLO QCD with shower Monte Carlo algorithms*, *JHEP* **11** (2004) 040, arXiv: [hep-ph/0409146 \[hep-ph\]](#).
- [52] S. Frixione, P. Nason and C. Oleari, *Matching NLO QCD computations with parton shower simulations: the POWHEG method*, *JHEP* **11** (2007) 070, arXiv: [0709.2092 \[hep-ph\]](#).
- [53] S. Alioli, P. Nason, C. Oleari, and E. Re, *A general framework for implementing NLO calculations in shower Monte Carlo programs: the POWHEG BOX*, *JHEP* **06** (2010) 043, arXiv: [1002.2581 \[hep-ph\]](#).
- [54] J. Butterworth et al., *PDF4LHC recommendations for LHC Run II*, *J. Phys. G* **43** (2016) 023001, arXiv: [1510.03865 \[hep-ph\]](#).
- [55] T. Sjöstrand et al., *An introduction to PYTHIA 8.2*, *Comput. Phys. Commun.* **191** (2015) 159, arXiv: [1410.3012 \[hep-ph\]](#).
- [56] ATLAS Collaboration, *ATLAS Pythia 8 tunes to 7 TeV data*, ATL-PHYS-PUB-2014-021, 2014, URL: <https://cds.cern.ch/record/1966419>.
- [57] NNPDF Collaboration, R. D. Ball, et al., *Parton distributions with LHC data*, *Nucl. Phys. B* **867** (2013) 244, arXiv: [1207.1303 \[hep-ph\]](#).
- [58] ATLAS Collaboration, *Validation of signal Monte Carlo event generation in searches for Higgs boson pairs with the ATLAS detector*, ATL-PHYS-PUB-2019-007, 2019, URL: <https://cds.cern.ch/record/2665057>.
- [59] M. Bähr et al., *Herwig++ Physics and Manual*, *Eur. Phys. J. C* **58** (2008) 639, arXiv: [0803.0883 \[hep-ph\]](#).
- [60] S. Gieseke, C. Röhr, and A. Siodmok, *Colour reconnections in Herwig++*, *Eur. Phys. J. C* **72** (2012) 2225, arXiv: [1206.0041 \[hep-ph\]](#).
- [61] L. A. Harland-Lang, A. D. Martin, P. Motylinski, and R. S. Thorne, *Parton distributions in the LHC era: MMHT 2014 PDFs*, *Eur. Phys. J. C* **75** (2015) 204, arXiv: [1412.3989 \[hep-ph\]](#).
- [62] ATLAS Collaboration, *A study of optimal parameter setting for MADGRAPH5_AMC@NLO + PYTHIA 8 matched setup*, ATL-PHYS-PUB-2015-048, 2015, URL: <https://cds.cern.ch/record/2103221>.
- [63] J. Alwall et al., *The automated computation of tree-level and next-to-leading order differential cross sections, and their matching to parton shower simulations*, *JHEP* **07** (2014) 079, arXiv: [1405.0301 \[hep-ph\]](#).
- [64] J. Alwall, M. Herquet, F. Maltoni, O. Mattelaer, and T. Stelzer, *MadGraph 5 : Going Beyond*, *JHEP* **06** (2011) 128, arXiv: [1106.0522 \[hep-ph\]](#).
- [65] C. Degrande et al., *Automated one-loop computations in the standard model effective field theory*, *Phys. Rev. D* **103** (2021) 096024, arXiv: [2008.11743 \[hep-ph\]](#).

- [66] G. Buchalla, M. Capozzi, A. Celis, G. Heinrich, and L. Scyboz, *Higgs boson pair production in non-linear Effective Field Theory with full m_t -dependence at NLO QCD*, *JHEP* **09** (2018) 057, arXiv: 1806.05162 [hep-ph].
- [67] ATLAS Collaboration, *HEFT interpretations of Higgs boson pair searches in $b\bar{b}\gamma\gamma$ and $b\bar{b}\tau^+\tau^-$ final states and of their combination in ATLAS*, ATL-PHYS-PUB-2022-019, 2022, URL: <https://cds.cern.ch/record/2806411>.
- [68] The NNPDF Collaboration, R. D. Ball, et al., *Parton distributions for the LHC run II*, *JHEP* **04** (2015) 040, arXiv: 1410.8849 [hep-ph].
- [69] ATLAS Collaboration, *Combination of searches for Higgs boson pairs in pp collisions at $\sqrt{s} = 13$ TeV with the ATLAS detector*, *Phys. Lett. B* **800** (2020) 135103, arXiv: 1906.02025 [hep-ex].
- [70] J. Baglio et al., *The measurement of the Higgs self-coupling at the LHC: theoretical status*, *JHEP* **04** (2013) 151, arXiv: 1212.5581 [hep-ph].
- [71] L.-S. Ling et al., *NNLO QCD corrections to Higgs pair production via vector boson fusion at hadron colliders*, *Phys. Rev. D* **89** (2014) 073001, arXiv: 1401.7754 [hep-ph].
- [72] F. A. Dreyer and A. Karlberg, *Fully differential Vector-Boson Fusion Higgs Pair Production at Next-to-Next-to-Leading Order*, *Phys. Rev. D* **99** (2019) 074028, arXiv: 1811.07918 [hep-ph].
- [73] J. M. Campbell, R. K. Ellis, P. Nason, and E. Re, *Top-pair production and decay at NLO matched with parton showers*, *JHEP* **04** (2015) 114, arXiv: 1412.1828 [hep-ph].
- [74] M. Czakon and A. Mitov, *Top++: A program for the calculation of the top-pair cross-section at hadron colliders*, *Comput. Phys. Commun.* **185** (2014) 2930, arXiv: 1112.5675 [hep-ph].
- [75] ATLAS Collaboration, *Improvements in $t\bar{t}$ modelling using NLO+PS Monte Carlo generators for Run 2*, ATL-PHYS-PUB-2018-009, 2018, URL: <https://cds.cern.ch/record/2630327>.
- [76] ATLAS Collaboration, *The Pythia 8 A3 tune description of ATLAS minimum bias and inelastic measurements incorporating the Donnachie–Landshoff diffractive model*, ATL-PHYS-PUB-2016-017, 2016, URL: <https://cds.cern.ch/record/2206965>.
- [77] D. J. Lange, *The EvtGen particle decay simulation package*, *Nucl. Instrum. Meth. A* **462** (2001) 152.
- [78] ATLAS Collaboration, *Vertex Reconstruction Performance of the ATLAS Detector at $\sqrt{s} = 13$ TeV*, ATL-PHYS-PUB-2015-026, 2015, URL: <https://cds.cern.ch/record/2037717>.
- [79] ATLAS Collaboration, *Jet reconstruction and performance using particle flow with the ATLAS Detector*, *Eur. Phys. J. C* **77** (2017) 466, arXiv: 1703.10485 [hep-ex].
- [80] ATLAS Collaboration, *Jet energy scale and resolution measured in proton–proton collisions at $\sqrt{s} = 13$ TeV with the ATLAS detector*, *Eur. Phys. J. C* **81** (2020) 689, arXiv: 2007.02645 [hep-ex].

- [81] ATLAS Collaboration, *Performance of pile-up mitigation techniques for jets in pp collisions at $\sqrt{s} = 8$ TeV using the ATLAS detector*, *Eur. Phys. J. C* **76** (2016) 581, arXiv: [1510.03823](https://arxiv.org/abs/1510.03823) [hep-ex].
- [82] ATLAS Collaboration, *Topological cell clustering in the ATLAS calorimeters and its performance in LHC Run 1*, *Eur. Phys. J. C* **77** (2017) 490, arXiv: [1603.02934](https://arxiv.org/abs/1603.02934) [hep-ex].
- [83] ATLAS Collaboration, *Selection of jets produced in 13 TeV proton–proton collisions with the ATLAS detector*, ATLAS-CONF-2015-029, 2015, URL: <https://cds.cern.ch/record/2037702>.
- [84] ATLAS Collaboration, *ATLAS flavour-tagging algorithms for the LHC Run 2 pp collision dataset*, (2022), arXiv: [2211.16345](https://arxiv.org/abs/2211.16345) [physics.data-an].
- [85] ATLAS Collaboration, *Calibration of light-flavour b-jet mistagging rates using ATLAS proton–proton collision data at $\sqrt{s} = 13$ TeV*, ATLAS-CONF-2018-006, 2018, URL: <https://cds.cern.ch/record/2314418>.
- [86] ATLAS Collaboration, *Measurement of the c-jet mistagging efficiency in $t\bar{t}$ events using pp collision data at $\sqrt{s} = 13$ TeV collected with the ATLAS detector*, *Eur. Phys. J. C* **82** (2022) 95, arXiv: [2109.10627](https://arxiv.org/abs/2109.10627) [hep-ex].
- [87] ATLAS Collaboration, *Muon reconstruction and identification efficiency in ATLAS using the full Run 2 pp collision data set at $\sqrt{s} = 13$ TeV*, *Eur. Phys. J. C* **81** (2021) 578, arXiv: [2012.00578](https://arxiv.org/abs/2012.00578) [hep-ex].
- [88] ATLAS Collaboration, *Evidence for the $H \rightarrow b\bar{b}$ decay with the ATLAS detector*, *JHEP* **12** (2017) 024, arXiv: [1708.03299](https://arxiv.org/abs/1708.03299) [hep-ex].
- [89] ATLAS Collaboration, *Muon reconstruction performance of the ATLAS detector in proton–proton collision data at $\sqrt{s} = 13$ TeV*, *Eur. Phys. J. C* **76** (2016) 292, arXiv: [1603.05598](https://arxiv.org/abs/1603.05598) [hep-ex].
- [90] G. V. Moustakides and K. Basioti, *Training Neural Networks for Likelihood/Density Ratio Estimation*, 2019, arXiv: [1911.00405](https://arxiv.org/abs/1911.00405) [eess.SP].
- [91] T. Kanamori, S. Hido, and M. Sugiyama, *A Least-squares Approach to Direct Importance Estimation*, *Journal of Machine Learning Research* **10** (2009) 1391, URL: <https://jmlr.csail.mit.edu/papers/volume10/kanamori09a/kanamori09a.pdf>.
- [92] V. Nair and G. E. Hinton, “Rectified Linear Units Improve Restricted Boltzmann Machines,” *Proceedings of the 27th International Conference on International Conference on Machine Learning*, ICML’10, Haifa, Israel: Omnipress, 2010 807, ISBN: 9781605589077, URL: <https://dl.acm.org/doi/10.5555/3104322.3104425>.
- [93] B. Lakshminarayanan, A. Pritzel, and C. Blundell, *Simple and Scalable Predictive Uncertainty Estimation using Deep Ensembles*, 2017, arXiv: [1612.01474](https://arxiv.org/abs/1612.01474) [stat.ML], URL: <https://dl.acm.org/doi/10.5555/3295222.3295387>.
- [94] B. Efron, *Bootstrap Methods: Another Look at the Jackknife*, *Ann. Statist.* **7** (1979) 1.
- [95] ATLAS Collaboration, *Measurement of the Inelastic Proton–Proton Cross Section at $\sqrt{s} = 13$ TeV with the ATLAS Detector at the LHC*, *Phys. Rev. Lett.* **117** (2016) 182002, arXiv: [1606.02625](https://arxiv.org/abs/1606.02625) [hep-ex].

- [96] ATLAS Collaboration, *ATLAS b-jet identification performance and efficiency measurement with $t\bar{t}$ events in pp collisions at $\sqrt{s} = 13$ TeV*, *Eur. Phys. J. C* **79** (2019) 970, arXiv: [1907.05120](https://arxiv.org/abs/1907.05120) [[hep-ex](#)].
- [97] ATLAS Collaboration, *Luminosity determination in pp collisions at $\sqrt{s} = 13$ TeV using the ATLAS detector at the LHC*, ATLAS-CONF-2019-021, 2019, URL: <https://cds.cern.ch/record/2677054>.
- [98] G. Avoni et al., *The new LUCID-2 detector for luminosity measurement and monitoring in ATLAS*, *JINST* **13** (2018) P07017.
- [99] J. Baglio et al., *$gg \rightarrow HH$: Combined uncertainties*, *Phys. Rev. D* **103** (2021) 056002, arXiv: [2008.11626](https://arxiv.org/abs/2008.11626) [[hep-ph](#)].
- [100] W. Verkerke and D. Kirkby, *The RooFit toolkit for data modeling*, 2003, arXiv: [physics/0306116](https://arxiv.org/abs/physics/0306116) [[physics.data-an](#)].
- [101] G. Cowan, K. Cranmer, E. Gross, and O. Vitells, *Asymptotic formulae for likelihood-based tests of new physics*, *Eur. Phys. J. C* **71** (2011) 1554, arXiv: [1007.1727](https://arxiv.org/abs/1007.1727) [[physics.data-an](#)], Erratum: *Eur. Phys. J. C* **73** (2013) 2501.
- [102] A. L. Read, *Presentation of search results: the CL_S technique*, *J. Phys. G* **28** (2002) 2693.
- [103] ATLAS Collaboration, *ATLAS Computing Acknowledgements*, ATL-SOFT-PUB-2021-003, 2021, URL: <https://cds.cern.ch/record/2776662>.

The ATLAS Collaboration

G. Aad ¹⁰², B. Abbott ¹²⁰, K. Abeling ⁵⁵, S.H. Abidi ²⁹, A. Abouhorma ^{35e},
H. Abramowicz ¹⁵¹, H. Abreu ¹⁵⁰, Y. Abulaiti ¹¹⁷, A.C. Abusleme Hoffman ^{137a},
B.S. Acharya ^{69a,69b,p}, C. Adam Bourdarios ⁴, L. Adamczyk ^{85a}, L. Adamek ¹⁵⁵,
S.V. Addepalli ²⁶, J. Adelman ¹¹⁵, A. Adiguzel ^{21c}, S. Adorni ⁵⁶, T. Adye ¹³⁴, A.A. Affolder ¹³⁶,
Y. Afik ³⁶, M.N. Agaras ¹³, J. Agarwala ^{73a,73b}, A. Aggarwal ¹⁰⁰, C. Agheorghiesei ^{27c},
J.A. Aguilar-Saavedra ^{130f}, A. Ahmad ³⁶, F. Ahmadov ^{38,ab}, W.S. Ahmed ¹⁰⁴, S. Ahuja ⁹⁵,
X. Ai ⁴⁸, G. Aielli ^{76a,76b}, M. Ait Tamlihat ^{35e}, B. Aitbenkikh ^{35a}, I. Aizenberg ¹⁶⁹,
M. Akbiyik ¹⁰⁰, T.P.A. Åkesson ⁹⁸, A.V. Akimov ³⁷, K. Al Houry ⁴¹, G.L. Alberghi ^{23b},
J. Albert ¹⁶⁵, P. Albicocco ⁵³, S. Alderweireldt ⁵², M. Aleksa ³⁶, I.N. Aleksandrov ³⁸,
C. Alexa ^{27b}, T. Alexopoulos ¹⁰, A. Alfonsi ¹¹⁴, F. Alfonsi ^{23b}, M. Alhroob ¹²⁰, B. Ali ¹³²,
S. Ali ¹⁴⁸, M. Aliev ³⁷, G. Alimonti ^{71a}, W. Alkakh ⁵⁵, C. Allaire ⁶⁶, B.M.M. Allbrooke ¹⁴⁶,
C.A. Allendes Flores ^{137f}, P.P. Allport ²⁰, A. Aloisio ^{72a,72b}, F. Alonso ⁹⁰, C. Alpigiani ¹³⁸,
M. Alvarez Estevez ⁹⁹, A. Alvarez Fernandez ¹⁰⁰, M.G. Alviggi ^{72a,72b}, M. Aly ¹⁰¹,
Y. Amaral Coutinho ^{82b}, A. Ambler ¹⁰⁴, C. Amelung ³⁶, M. Amerl ¹, C.G. Ames ¹⁰⁹,
D. Amidei ¹⁰⁶, S.P. Amor Dos Santos ^{130a}, K.R. Amos ¹⁶³, V. Ananiev ¹²⁵, C. Anastopoulos ¹³⁹,
T. Andeen ¹¹, J.K. Anders ³⁶, S.Y. Andrean ^{47a,47b}, A. Andreazza ^{71a,71b}, S. Angelidakis ⁹,
A. Angerami ^{41,ae}, A.V. Anisenkov ³⁷, A. Annovi ^{74a}, C. Antel ⁵⁶, M.T. Anthony ¹³⁹,
E. Antipov ¹⁴⁵, M. Antonelli ⁵³, D.J.A. Antrim ^{17a}, F. Anulli ^{75a}, M. Aoki ⁸³, T. Aoki ¹⁵³,
J.A. Aparisi Pozo ¹⁶³, M.A. Aparo ¹⁴⁶, L. Aperio Bella ⁴⁸, C. Appelt ¹⁸, N. Aranzabal ³⁶,
V. Araujo Ferraz ^{82a}, C. Arcangeletti ⁵³, A.T.H. Arce ⁵¹, E. Arena ⁹², J-F. Arguin ¹⁰⁸,
S. Argyropoulos ⁵⁴, J.-H. Arling ⁴⁸, A.J. Armbruster ³⁶, O. Arnaez ⁴, H. Arnold ¹¹⁴,
Z.P. Arrubarrena Tame ¹⁰⁹, G. Artoni ^{75a,75b}, H. Asada ¹¹¹, K. Asai ¹¹⁸, S. Asai ¹⁵³,
N.A. Asbah ⁶¹, J. Assahsah ^{35d}, K. Assamagan ²⁹, R. Astalos ^{28a}, R.J. Atkin ^{33a}, M. Atkinson ¹⁶²,
N.B. Atlay ¹⁸, H. Atmani ^{62b}, P.A. Atlasiddha ¹⁰⁶, K. Augsten ¹³², S. Auricchio ^{72a,72b},
A.D. Auriol ²⁰, V.A. Austrup ¹⁷¹, G. Avner ¹⁵⁰, G. Avolio ³⁶, K. Axiotis ⁵⁶, G. Azuelos ^{108,aj},
D. Babal ^{28a}, H. Bachacou ¹³⁵, K. Bachas ^{152,s}, A. Bachi ³⁴, F. Backman ^{47a,47b}, A. Badea ⁶¹,
P. Bagnaia ^{75a,75b}, M. Bahmani ¹⁸, A.J. Bailey ¹⁶³, V.R. Bailey ¹⁶², J.T. Baines ¹³⁴,
C. Bakalis ¹⁰, O.K. Baker ¹⁷², P.J. Bakker ¹¹⁴, E. Bakos ¹⁵, D. Bakshi Gupta ⁸,
R. Balasubramanian ¹¹⁴, E.M. Baldin ³⁷, P. Balek ¹³³, E. Ballabene ^{71a,71b}, F. Balli ¹³⁵,
L.M. Baltes ^{63a}, W.K. Balunas ³², J. Balz ¹⁰⁰, E. Banas ⁸⁶, M. Bandieramonte ¹²⁹,
A. Bandyopadhyay ²⁴, S. Bansal ²⁴, L. Barak ¹⁵¹, E.L. Barberio ¹⁰⁵, D. Barberis ^{57b,57a},
M. Barbero ¹⁰², G. Barbour ⁹⁶, K.N. Barends ^{33a}, T. Barillari ¹¹⁰, M-S. Barisits ³⁶, T. Barklow ¹⁴³,
P. Baron ¹²², D.A. Baron Moreno ¹⁰¹, A. Baroncelli ^{62a}, G. Barone ²⁹, A.J. Barr ¹²⁶,
L. Barranco Navarro ^{47a,47b}, F. Barreiro ⁹⁹, J. Barreiro Guimarães da Costa ^{14a}, U. Barron ¹⁵¹,
M.G. Barros Teixeira ^{130a}, S. Barsov ³⁷, F. Bartels ^{63a}, R. Bartoldus ¹⁴³, A.E. Barton ⁹¹,
P. Bartos ^{28a}, A. Basan ¹⁰⁰, M. Baselga ⁴⁹, I. Bashta ^{77a,77b}, A. Bassalat ^{66,b}, M.J. Basso ¹⁵⁵,
C.R. Basson ¹⁰¹, R.L. Bates ⁵⁹, S. Batlamous ^{35e}, J.R. Batley ³², B. Batool ¹⁴¹, M. Battaglia ¹³⁶,
D. Battulga ¹⁸, M. Bauge ^{75a,75b}, P. Bauer ²⁴, J.B. Beacham ⁵¹, T. Beau ¹²⁷,
P.H. Beauchemin ¹⁵⁸, F. Becherer ⁵⁴, P. Bechtle ²⁴, H.P. Beck ^{19,r}, K. Becker ¹⁶⁷,
A.J. Beddall ^{21d}, V.A. Bednyakov ³⁸, C.P. Bee ¹⁴⁵, L.J. Beemster ¹⁵, T.A. Beermann ³⁶,
M. Begalli ^{82d}, M. Begel ²⁹, A. Behera ¹⁴⁵, J.K. Behr ⁴⁸, C. Beirao Da Cruz E Silva ³⁶,
J.F. Beirer ^{55,36}, F. Beisiegel ²⁴, M. Belfkir ¹⁵⁹, G. Bella ¹⁵¹, L. Bellagamba ^{23b}, A. Bellerive ³⁴,
P. Bellos ²⁰, K. Beloborodov ³⁷, N.L. Belyaev ³⁷, D. Benchebroun ^{35a}, F. Bendebba ^{35a},
Y. Benhammou ¹⁵¹, D.P. Benjamin ²⁹, M. Benoit ²⁹, J.R. Bensinger ²⁶, S. Bentvelsen ¹¹⁴,

L. Beresford ³⁶, M. Beretta ⁵³, E. Bergeaas Kuutmann ¹⁶¹, N. Berger ⁴, B. Bergmann ¹³²,
 J. Beringer ^{17a}, S. Berlendis ⁷, G. Bernardi ⁵, C. Bernius ¹⁴³, F.U. Bernlochner ²⁴, T. Berry ⁹⁵,
 P. Berta ¹³³, A. Berthold ⁵⁰, I.A. Bertram ⁹¹, S. Bethke ¹¹⁰, A. Betti ^{75a,75b}, A.J. Bevan ⁹⁴,
 M. Bhamjee ^{33c}, S. Bhatta ¹⁴⁵, D.S. Bhattacharya ¹⁶⁶, P. Bhattarai ²⁶, V.S. Bhopatkar ¹²¹,
 R. Bi ^{29,am}, R.M. Bianchi ¹²⁹, O. Biebel ¹⁰⁹, R. Bielski ¹²³, M. Biglietti ^{77a}, T.R.V. Billoud ¹³²,
 M. Bindi ⁵⁵, A. Bingul ^{21b}, C. Bini ^{75a,75b}, A. Biondini ⁹², C.J. Birch-sykes ¹⁰¹, G.A. Bird ^{20,134},
 M. Birman ¹⁶⁹, M. Biroš ¹³³, T. Bisanz ³⁶, E. Bisceglie ^{43b,43a}, D. Biswas ¹⁷⁰, A. Bitadze ¹⁰¹,
 K. Bjørke ¹²⁵, I. Bloch ⁴⁸, C. Blocker ²⁶, A. Blue ⁵⁹, U. Blumenschein ⁹⁴, J. Blumenthal ¹⁰⁰,
 G.J. Bobbink ¹¹⁴, V.S. Bobrovnikov ³⁷, M. Boehler ⁵⁴, D. Bogavac ³⁶, A.G. Bogdanchikov ³⁷,
 C. Bohm ^{47a}, V. Boisvert ⁹⁵, P. Bokan ⁴⁸, T. Bold ^{85a}, M. Bomben ⁵, M. Bona ⁹⁴,
 M. Boonekamp ¹³⁵, C.D. Booth ⁹⁵, A.G. Borbély ⁵⁹, H.M. Borecka-Bielska ¹⁰⁸, L.S. Borgna ⁹⁶,
 G. Borissov ⁹¹, D. Bortoletto ¹²⁶, D. Boscherini ^{23b}, M. Bosman ¹³, J.D. Bossio Sola ³⁶,
 K. Bouaouda ^{35a}, N. Bouchhar ¹⁶³, J. Boudreau ¹²⁹, E.V. Bouhova-Thacker ⁹¹, D. Boumediene ⁴⁰,
 R. Bouquet ⁵, A. Boveia ¹¹⁹, J. Boyd ³⁶, D. Boye ²⁹, I.R. Boyko ³⁸, J. Bracinik ²⁰,
 N. Brahimi ^{62d}, G. Brandt ¹⁷¹, O. Brandt ³², F. Braren ⁴⁸, B. Brau ¹⁰³, J.E. Brau ¹²³,
 K. Brendlinger ⁴⁸, R. Brenner ¹⁶⁹, L. Brenner ¹¹⁴, R. Brenner ¹⁶¹, S. Bressler ¹⁶⁹, D. Britton ⁵⁹,
 D. Britzger ¹¹⁰, I. Brock ²⁴, G. Brooijmans ⁴¹, W.K. Brooks ^{137f}, E. Brost ²⁹, L.M. Brown ¹⁶⁵,
 T.L. Bruckler ¹²⁶, P.A. Bruckman de Renstrom ⁸⁶, B. Brüers ⁴⁸, D. Bruncko ^{28b,*}, A. Bruni ^{23b},
 G. Bruni ^{23b}, M. Bruschi ^{23b}, N. Bruscino ^{75a,75b}, T. Buanes ¹⁶, Q. Buat ¹³⁸, A.G. Buckley ⁵⁹,
 I.A. Budagov ^{38,*}, M.K. Bugge ¹²⁵, O. Bulekov ³⁷, B.A. Bullard ¹⁴³, S. Burdin ⁹²,
 C.D. Burgard ⁴⁹, A.M. Burger ⁴⁰, B. Burghgrave ⁸, J.T.P. Burr ³², C.D. Burton ¹¹,
 J.C. Burzynski ¹⁴², E.L. Busch ⁴¹, V. Büscher ¹⁰⁰, P.J. Bussey ⁵⁹, J.M. Butler ²⁵, C.M. Buttar ⁵⁹,
 J.M. Butterworth ⁹⁶, W. Buttinger ¹³⁴, C.J. Buxo Vazquez ¹⁰⁷, A.R. Buzykaev ³⁷, G. Cabras ^{23b},
 S. Cabrera Urbán ¹⁶³, D. Caforio ⁵⁸, H. Cai ¹²⁹, Y. Cai ^{14a,14d}, V.M.M. Cairo ³⁶, O. Cakir ^{3a},
 N. Calace ³⁶, P. Calafiura ^{17a}, G. Calderini ¹²⁷, P. Calfayan ⁶⁸, G. Callea ⁵⁹, L.P. Caloba ^{82b},
 D. Calvet ⁴⁰, S. Calvet ⁴⁰, T.P. Calvet ¹⁰², M. Calvetti ^{74a,74b}, R. Camacho Toro ¹²⁷,
 S. Camarda ³⁶, D. Camarero Munoz ²⁶, P. Camarri ^{76a,76b}, M.T. Camerlingo ^{72a,72b},
 D. Cameron ¹²⁵, C. Camincher ¹⁶⁵, M. Campanelli ⁹⁶, A. Camplani ⁴², V. Canale ^{72a,72b},
 A. Canesse ¹⁰⁴, M. Cano Bret ⁸⁰, J. Cantero ¹⁶³, Y. Cao ¹⁶², F. Capocasa ²⁶, M. Capua ^{43b,43a},
 A. Carbone ^{71a,71b}, R. Cardarelli ^{76a}, J.C.J. Cardenas ⁸, F. Cardillo ¹⁶³, T. Carli ³⁶,
 G. Carlino ^{72a}, J.I. Carlotto ¹³, B.T. Carlson ^{129,t}, E.M. Carlson ^{165,156a}, L. Carminati ^{71a,71b},
 M. Carnesale ^{75a,75b}, S. Caron ¹¹³, E. Carquin ^{137f}, S. Carrá ^{71a,71b}, G. Carratta ^{23b,23a},
 F. Carrio Argos ^{33g}, J.W.S. Carter ¹⁵⁵, T.M. Carter ⁵², M.P. Casado ^{13,j}, A.F. Casha ¹⁵⁵,
 M. Caspar ⁴⁸, E.G. Castiglia ¹⁷², F.L. Castillo ^{63a}, L. Castillo Garcia ¹³, V. Castillo Gimenez ¹⁶³,
 N.F. Castro ^{130a,130e}, A. Catinaccio ³⁶, J.R. Catmore ¹²⁵, V. Cavaliere ²⁹, N. Cavalli ^{23b,23a},
 V. Cavasinni ^{74a,74b}, E. Celebi ^{21a}, F. Celli ¹²⁶, M.S. Centonze ^{70a,70b}, K. Cerny ¹²²,
 A.S. Cerqueira ^{82a}, A. Cerri ¹⁴⁶, L. Cerrito ^{76a,76b}, F. Cerutti ^{17a}, A. Cervelli ^{23b}, G. Cesarini ⁵³,
 S.A. Cetin ^{21d}, Z. Chadi ^{35a}, D. Chakraborty ¹¹⁵, M. Chala ^{130f}, J. Chan ¹⁷⁰, W.Y. Chan ¹⁵³,
 J.D. Chapman ³², B. Chargeishvili ^{149b}, D.G. Charlton ²⁰, T.P. Charman ⁹⁴, M. Chatterjee ¹⁹,
 S. Chekanov ⁶, S.V. Chekulaev ^{156a}, G.A. Chelkov ^{38,a}, A. Chen ¹⁰⁶, B. Chen ¹⁵¹, B. Chen ¹⁶⁵,
 H. Chen ^{14c}, H. Chen ²⁹, J. Chen ^{62c}, J. Chen ¹⁴², S. Chen ¹⁵³, S.J. Chen ^{14c}, X. Chen ^{62c},
 X. Chen ^{14b,ai}, Y. Chen ^{62a}, C.L. Cheng ¹⁷⁰, H.C. Cheng ^{64a}, S. Cheong ¹⁴³, A. Cheplakov ³⁸,
 E. Cheremushkina ⁴⁸, E. Cherepanova ¹¹⁴, R. Cherkaoui El Moursli ^{35e}, E. Cheu ⁷, K. Cheung ⁶⁵,
 L. Chevalier ¹³⁵, V. Chiarella ⁵³, G. Chiarelli ^{74a}, N. Chiedde ¹⁰², G. Chiodini ^{70a},
 A.S. Chisholm ²⁰, A. Chitan ^{27b}, M. Chitishvili ¹⁶³, M.V. Chizhov ³⁸, K. Choi ¹¹,
 A.R. Chomont ^{75a,75b}, Y. Chou ¹⁰³, E.Y.S. Chow ¹¹⁴, T. Chowdhury ^{33g}, L.D. Christopher ^{33g},
 K.L. Chu ^{64a}, M.C. Chu ^{64a}, X. Chu ^{14a,14d}, J. Chudoba ¹³¹, J.J. Chwastowski ⁸⁶, D. Cieri ¹¹⁰,

K.M. Ciesla ^{85a}, V. Cindro ⁹³, A. Ciocio ^{17a}, F. Cirotto ^{72a,72b}, Z.H. Citron ^{169,m},
 M. Citterio ^{71a}, D.A. Ciubotaru ^{27b}, B.M. Ciungu ¹⁵⁵, A. Clark ⁵⁶, P.J. Clark ⁵²,
 J.M. Clavijo Columbie ⁴⁸, S.E. Clawson ¹⁰¹, C. Clement ^{47a,47b}, J. Clercx ⁴⁸, L. Clissa ^{23b,23a},
 Y. Coadou ¹⁰², M. Cobal ^{69a,69c}, A. Coccaro ^{57b}, R.F. Coelho Barrue ^{130a},
 R. Coelho Lopes De Sa ¹⁰³, S. Coelli ^{71a}, H. Cohen ¹⁵¹, A.E.C. Coimbra ^{71a,71b}, B. Cole ⁴¹,
 J. Collot ⁶⁰, P. Conde Muiño ^{130a,130g}, M.P. Connell ^{33c}, S.H. Connell ^{33c}, I.A. Connelly ⁵⁹,
 E.I. Conroy ¹²⁶, F. Conventi ^{72a,ak}, H.G. Cooke ²⁰, A.M. Cooper-Sarkar ¹²⁶, F. Cormier ¹⁶⁴,
 L.D. Corpe ³⁶, M. Corradi ^{75a,75b}, F. Corriveau ^{104,z}, A. Cortes-Gonzalez ¹⁸, M.J. Costa ¹⁶³,
 F. Costanza ⁴, D. Costanzo ¹³⁹, B.M. Cote ¹¹⁹, G. Cowan ⁹⁵, J.W. Cowley ³², K. Cranmer ¹¹⁷,
 S. Crépe-Renaudin ⁶⁰, F. Crescioli ¹²⁷, M. Cristinziani ¹⁴¹, M. Cristoforetti ^{78a,78b,d}, V. Croft ¹¹⁴,
 G. Crosetti ^{43b,43a}, A. Cueto ³⁶, T. Cuhadar Donszelmann ¹⁶⁰, H. Cui ^{14a,14d}, Z. Cui ⁷,
 W.R. Cunningham ⁵⁹, F. Curcio ^{43b,43a}, P. Czodrowski ³⁶, M.M. Czurylo ^{63b},
 M.J. Da Cunha Sargedas De Sousa ^{62a}, J.V. Da Fonseca Pinto ^{82b}, C. Da Via ¹⁰¹, W. Dabrowski ^{85a},
 T. Dado ⁴⁹, S. Dahbi ^{33g}, T. Dai ¹⁰⁶, C. Dallapiccola ¹⁰³, M. Dam ⁴², G. D'amen ²⁹,
 V. D'Amico ¹⁰⁹, J. Damp ¹⁰⁰, J.R. Dandoy ¹²⁸, M.F. Daneri ³⁰, M. Danninger ¹⁴², V. Dao ³⁶,
 G. Darbo ^{57b}, S. Darmora ⁶, S.J. Das ^{29,am}, S. D'Auria ^{71a,71b}, C. David ^{156b}, T. Davidek ¹³³,
 B. Davis-Purcell ³⁴, I. Dawson ⁹⁴, K. De ⁸, R. De Asmundis ^{72a}, N. De Biase ⁴⁸,
 S. De Castro ^{23b,23a}, N. De Groot ¹¹³, P. de Jong ¹¹⁴, H. De la Torre ¹⁰⁷, A. De Maria ^{14c},
 A. De Salvo ^{75a}, U. De Sanctis ^{76a,76b}, A. De Santo ¹⁴⁶, J.B. De Vivie De Regie ⁶⁰,
 D.V. Dedovich ³⁸, J. Degens ¹¹⁴, A.M. Deiana ⁴⁴, F. Del Corso ^{23b,23a}, J. Del Peso ⁹⁹,
 F. Del Rio ^{63a}, F. Deliot ¹³⁵, C.M. Delitzsch ⁴⁹, M. Della Pietra ^{72a,72b}, D. Della Volpe ⁵⁶,
 A. Dell'Acqua ³⁶, L. Dell'Asta ^{71a,71b}, M. Delmastro ⁴, P.A. Delsart ⁶⁰, S. Demers ¹⁷²,
 M. Demichev ³⁸, S.P. Denisov ³⁷, L. D'Eramo ¹¹⁵, D. Derendarz ⁸⁶, F. Derue ¹²⁷, P. Dervan ⁹²,
 K. Desch ²⁴, K. Dette ¹⁵⁵, C. Deutsch ²⁴, F.A. Di Bello ^{57b,57a}, A. Di Ciaccio ^{76a,76b},
 L. Di Ciaccio ⁴, A. Di Domenico ^{75a,75b}, C. Di Donato ^{72a,72b}, A. Di Girolamo ³⁶,
 G. Di Gregorio ⁵, A. Di Luca ^{78a,78b}, B. Di Micco ^{77a,77b}, R. Di Nardo ^{77a,77b}, C. Diaconu ¹⁰²,
 F.A. Dias ¹¹⁴, T. Dias Do Vale ¹⁴², M.A. Diaz ^{137a,137b}, F.G. Diaz Capriles ²⁴, M. Didenko ¹⁶³,
 E.B. Diehl ¹⁰⁶, L. Diehl ⁵⁴, S. Díez Cornell ⁴⁸, C. Diez Pardos ¹⁴¹, C. Dimitriadi ^{24,161},
 A. Dimitrievska ^{17a}, J. Dingfelder ²⁴, I-M. Dinu ^{27b}, S.J. Dittmeier ^{63b}, F. Dittus ³⁶,
 F. Djama ¹⁰², T. Djobava ^{149b}, J.I. Djuvsland ¹⁶, C. Doglioni ^{101,98}, J. Dolejsi ¹³³,
 Z. Dolezal ¹³³, M. Donadelli ^{82c}, B. Dong ¹⁰⁷, J. Donini ⁴⁰, A. D'Onofrio ^{77a,77b},
 M. D'Onofrio ⁹², J. Dopke ¹³⁴, A. Doria ^{72a}, M.T. Dova ⁹⁰, A.T. Doyle ⁵⁹, M.A. Draguet ¹²⁶,
 E. Drechsler ¹⁴², E. Dreyer ¹⁶⁹, I. Drivas-koulouris ¹⁰, A.S. Drobac ¹⁵⁸, M. Drozdova ⁵⁶,
 D. Du ^{62a}, T.A. du Pree ¹¹⁴, F. Dubinin ³⁷, M. Dubovsky ^{28a}, E. Duchovni ¹⁶⁹, G. Duckeck ¹⁰⁹,
 O.A. Ducu ^{27b}, D. Duda ¹¹⁰, A. Dudarev ³⁶, E.R. Duden ²⁶, M. D'uffizi ¹⁰¹, L. Duflost ⁶⁶,
 M. Dührssen ³⁶, C. Dülsen ¹⁷¹, A.E. Dumitriu ^{27b}, M. Dunford ^{63a}, S. Dungs ⁴⁹,
 K. Dunne ^{47a,47b}, A. Duperrin ¹⁰², H. Duran Yildiz ^{3a}, M. Düren ⁵⁸, A. Durglishvili ^{149b},
 B.L. Dwyer ¹¹⁵, G.I. Dyckes ^{17a}, M. Dyndal ^{85a}, S. Dysch ¹⁰¹, B.S. Dziedzic ⁸⁶,
 Z.O. Earnshaw ¹⁴⁶, B. Eckerova ^{28a}, S. Eggebrecht ⁵⁵, M.G. Eggleston ⁵¹,
 E. Egidio Purcino De Souza ¹²⁷, L.F. Ehrke ⁵⁶, G. Eigen ¹⁶, K. Einsweiler ^{17a}, T. Ekelof ¹⁶¹,
 P.A. Ekman ⁹⁸, Y. El Ghazali ^{35b}, H. El Jarrari ^{35e,148}, A. El Moussaouy ^{35a}, V. Ellajosyula ¹⁶¹,
 M. Ellert ¹⁶¹, F. Ellinghaus ¹⁷¹, A.A. Elliot ⁹⁴, N. Ellis ³⁶, J. Elmsheuser ²⁹, M. Elsing ³⁶,
 D. Emelianov ¹³⁴, Y. Enari ¹⁵³, I. Ene ^{17a}, C.P. Englert ^{ag}, S. Epari ¹³, J. Erdmann ⁴⁹,
 P.A. Erland ⁸⁶, M. Errenst ¹⁷¹, M. Escalier ⁶⁶, C. Escobar ¹⁶³, E. Etzion ¹⁵¹, G. Evans ^{130a},
 H. Evans ⁶⁸, M.O. Evans ¹⁴⁶, A. Ezhilov ³⁷, S. Ezzarqtouni ^{35a}, F. Fabbri ⁵⁹, L. Fabbri ^{23b,23a},
 G. Facini ⁹⁶, V. Fadeyev ¹³⁶, R.M. Fakhruddinov ³⁷, S. Falciano ^{75a}, L.F. Falda Ulhoa Coelho ³⁶,
 P.J. Falke ²⁴, S. Falke ³⁶, J. Faltova ¹³³, Y. Fan ^{14a}, Y. Fang ^{14a,14d}, G. Fanourakis ⁴⁶,

M. Fanti ^{71a,71b}, M. Faraj ^{69a,69b}, Z. Farazpay ⁹⁷, A. Farbin ⁸, A. Farilla ^{77a}, T. Farooque ¹⁰⁷,
S.M. Farrington ⁵², F. Fassi ^{35e}, D. Fassouliotis ⁹, M. Faucci Giannelli ^{76a,76b}, W.J. Fawcett ³²,
L. Fayard ⁶⁶, P. Federic ¹³³, P. Federicova ¹³¹, O.L. Fedin ^{37,a}, G. Fedotov ³⁷, M. Feickert ¹⁷⁰,
L. Feligioni ¹⁰², A. Fell ¹³⁹, D.E. Fellers ¹²³, C. Feng ^{62b}, M. Feng ^{14b}, Z. Feng ¹¹⁴,
M.J. Fenton ¹⁶⁰, A.B. Fenyuk ³⁷, L. Ferencz ⁴⁸, R.A.M. Ferguson ⁹¹, S.I. Fernandez Luengo ^{137f},
J. Ferrando ⁴⁸, A. Ferrari ¹⁶¹, P. Ferrari ^{114,113}, R. Ferrari ^{73a}, D. Ferrere ⁵⁶, C. Ferretti ¹⁰⁶,
F. Fiedler ¹⁰⁰, A. Filipčič ⁹³, E.K. Filmer ¹, F. Filthaut ¹¹³, M.C.N. Fiolhais ^{130a,130c,c},
L. Fiorini ¹⁶³, F. Fischer ¹⁴¹, W.C. Fisher ¹⁰⁷, T. Fitschen ¹⁰¹, I. Fleck ¹⁴¹, P. Fleischmann ¹⁰⁶,
T. Flick ¹⁷¹, L. Flores ¹²⁸, M. Flores ^{33d,af}, L.R. Flores Castillo ^{64a}, F.M. Follega ^{78a,78b},
N. Fomin ¹⁶, J.H. Foo ¹⁵⁵, B.C. Forland ⁶⁸, A. Formica ¹³⁵, A.C. Forti ¹⁰¹, E. Fortin ¹⁰²,
A.W. Fortman ⁶¹, M.G. Foti ^{17a}, L. Fountas ^{9,k}, D. Fournier ⁶⁶, H. Fox ⁹¹, P. Francavilla ^{74a,74b},
S. Francescato ⁶¹, S. Franchellucci ⁵⁶, M. Franchini ^{23b,23a}, S. Franchino ^{63a}, D. Francis ³⁶,
L. Franco ¹¹³, L. Franconi ¹⁹, M. Franklin ⁶¹, G. Frattari ²⁶, A.C. Freegard ⁹⁴, W.S. Freund ^{82b},
Y.Y. Frid ¹⁵¹, N. Fritzsche ⁵⁰, A. Froch ⁵⁴, D. Froidevaux ³⁶, J.A. Frost ¹²⁶, Y. Fu ^{62a},
M. Fujimoto ¹¹⁸, E. Fullana Torregrosa ^{163,*}, J. Fuster ¹⁶³, A. Gabrielli ^{23b,23a}, A. Gabrielli ¹⁵⁵,
P. Gadow ⁴⁸, G. Gagliardi ^{57b,57a}, L.G. Gagnon ^{17a}, G.E. Gallardo ¹²⁶, E.J. Gallas ¹²⁶,
B.J. Gallop ¹³⁴, R. Gamboa Goni ⁹⁴, K.K. Gan ¹¹⁹, S. Ganguly ¹⁵³, J. Gao ^{62a}, Y. Gao ⁵²,
F.M. Garay Walls ^{137a,137b}, B. Garcia ^{29,am}, C. García ¹⁶³, J.E. García Navarro ¹⁶³,
M. Garcia-Sciveres ^{17a}, R.W. Gardner ³⁹, D. Garg ⁸⁰, R.B. Garg ^{143,q}, C.A. Garner ¹⁵⁵,
V. Garonne ²⁹, S.J. Gasiorowski ¹³⁸, P. Gaspar ^{82b}, G. Gaudio ^{73a}, V. Gautam ¹³, P. Gauzzi ^{75a,75b},
I.L. Gavrilenko ³⁷, A. Gavriyuk ³⁷, C. Gay ¹⁶⁴, G. Gaycken ⁴⁸, E.N. Gazis ¹⁰,
A.A. Geanta ^{27b,27e}, C.M. Gee ¹³⁶, C. Gemme ^{57b}, M.H. Genest ⁶⁰, S. Gentile ^{75a,75b},
S. George ⁹⁵, W.F. George ²⁰, T. Gerialis ⁴⁶, L.O. Gerlach ⁵⁵, P. Gessinger-Befurt ³⁶,
M.E. Geyik ¹⁷¹, M. Ghneimat ¹⁴¹, K. Ghorbanian ⁹⁴, A. Ghosal ¹⁴¹, A. Ghosh ¹⁶⁰, A. Ghosh ⁷,
B. Giacobbe ^{23b}, S. Giagu ^{75a,75b}, P. Giannetti ^{74a}, A. Giannini ^{62a}, S.M. Gibson ⁹⁵,
M. Gignac ¹³⁶, D.T. Gil ^{85b}, A.K. Gilbert ^{85a}, B.J. Gilbert ⁴¹, D. Gillberg ³⁴, G. Gilles ¹¹⁴,
N.E.K. Gillwald ⁴⁸, L. Ginabat ¹²⁷, D.M. Gingrich ^{2,aj}, M.P. Giordani ^{69a,69c}, P.F. Giraud ¹³⁵,
G. Giugliarelli ^{69a,69c}, D. Giugni ^{71a}, F. Giuli ³⁶, I. Gkialas ^{9,k}, L.K. Gladilin ³⁷, C. Glasman ⁹⁹,
G.R. Gledhill ¹²³, M. Glisic ¹²³, I. Gnesi ^{43b,g}, Y. Go ^{29,am}, M. Goblirsch-Kolb ²⁶, B. Gocke ⁴⁹,
D. Godin ¹⁰⁸, B. Gokturk ^{21a}, S. Goldfarb ¹⁰⁵, T. Golling ⁵⁶, M.G.D. Gololo ^{33g}, D. Golubkov ³⁷,
J.P. Gombas ¹⁰⁷, A. Gomes ^{130a,130b}, G. Gomes Da Silva ¹⁴¹, A.J. Gomez Delegido ¹⁶³,
R. Gonçalves ^{130a,130c}, G. Gonella ¹²³, L. Gonella ²⁰, A. Gongadze ³⁸, F. Gonnella ²⁰,
J.L. Gonski ⁴¹, R.Y. González Andana ⁵², S. González de la Hoz ¹⁶³, S. Gonzalez Fernandez ¹³,
R. Gonzalez Lopez ⁹², C. Gonzalez Renteria ^{17a}, R. Gonzalez Suarez ¹⁶¹, S. Gonzalez-Sevilla ⁵⁶,
G.R. Gonzalvo Rodriguez ¹⁶³, L. Goossens ³⁶, P.A. Gorbounov ³⁷, B. Gorini ³⁶, E. Gorini ^{70a,70b},
A. Gorišek ⁹³, A.T. Goshaw ⁵¹, M.I. Gostkin ³⁸, S. Goswami ¹²¹, C.A. Gottardo ³⁶,
M. Gouighri ^{35b}, V. Goumarre ⁴⁸, A.G. Goussiou ¹³⁸, N. Govender ^{33c}, C. Goy ⁴,
I. Grabowska-Bold ^{85a}, K. Graham ³⁴, E. Gramstad ¹²⁵, S. Grancagnolo ¹⁸, M. Grandi ¹⁴⁶,
V. Gratchev ^{37,*}, P.M. Gravila ^{27f}, F.G. Gravili ^{70a,70b}, H.M. Gray ^{17a}, M. Greco ^{70a,70b},
C. Grefe ²⁴, I.M. Gregor ⁴⁸, P. Grenier ¹⁴³, C. Grieco ¹³, A.A. Grillo ¹³⁶, K. Grimm ^{31,n},
S. Grinstein ^{13,w}, J.-F. Grivaz ⁶⁶, E. Gross ¹⁶⁹, J. Grosse-Knetter ⁵⁵, C. Grud ¹⁰⁶, J.C. Grundy ¹²⁶,
L. Guan ¹⁰⁶, W. Guan ¹⁷⁰, C. Gubbels ¹⁶⁴, J.G.R. Guerrero Rojas ¹⁶³, G. Guerrieri ^{69a,69b},
F. Guescini ¹¹⁰, D. Guest ¹⁸, R. Gugel ¹⁰⁰, J.A.M. Guhit ¹⁰⁶, A. Guida ⁴⁸, T. Guillemain ⁴,
E. Guilloton ^{167,134}, S. Guindon ³⁶, F. Guo ^{14a,14d}, J. Guo ^{62c}, L. Guo ⁶⁶, Y. Guo ¹⁰⁶,
R. Gupta ⁴⁸, S. Gurbuz ²⁴, S.S. Gurdasani ⁵⁴, G. Gustavino ³⁶, M. Guth ⁵⁶, P. Gutierrez ¹²⁰,
L.F. Gutierrez Zagazeta ¹²⁸, C. Gutschow ⁹⁶, C. Gwenlan ¹²⁶, C.B. Gwilliam ⁹²,
E.S. Haaland ¹²⁵, A. Haas ¹¹⁷, M. Habedank ⁴⁸, C. Haber ^{17a}, H.K. Hadavand ⁸, A. Hadeef ¹⁰⁰,

S. Hadzic ¹¹⁰, E.H. Haines ⁹⁶, M. Haleem ¹⁶⁶, J. Haley ¹²¹, J.J. Hall ¹³⁹, G.D. Hallewell ¹⁰²,
 L. Halser ¹⁹, K. Hamano ¹⁶⁵, H. Hamdaoui ^{35c}, M. Hamer ²⁴, G.N. Hamity ⁵², J. Han ^{62b},
 K. Han ^{62a}, L. Han ^{14c}, L. Han ^{62a}, S. Han ^{17a}, Y.F. Han ¹⁵⁵, K. Hanagaki ⁸³, M. Hance ¹³⁶,
 D.A. Hangal ^{41,ae}, H. Hanif ¹⁴², M.D. Hank ³⁹, R. Hankache ¹⁰¹, J.B. Hansen ⁴²,
 J.D. Hansen ⁴², P.H. Hansen ⁴², K. Hara ¹⁵⁷, D. Harada ⁵⁶, T. Harenberg ¹⁷¹, S. Harkusha ³⁷,
 Y.T. Harris ¹²⁶, N.M. Harrison ¹¹⁹, P.F. Harrison ¹⁶⁷, N.M. Hartman ¹⁴³, N.M. Hartmann ¹⁰⁹,
 Y. Hasegawa ¹⁴⁰, A. Hasib ⁵², S. Haug ¹⁹, R. Hauser ¹⁰⁷, M. Havranek ¹³², C.M. Hawkes ²⁰,
 R.J. Hawkings ³⁶, S. Hayashida ¹¹¹, D. Hayden ¹⁰⁷, C. Hayes ¹⁰⁶, R.L. Hayes ¹¹⁴, C.P. Hays ¹²⁶,
 J.M. Hays ⁹⁴, H.S. Hayward ⁹², F. He ^{62a}, Y. He ¹⁵⁴, Y. He ¹²⁷, N.B. Heatley ⁹⁴,
 V. Hedberg ⁹⁸, A.L. Heggelund ¹²⁵, N.D. Hehir ⁹⁴, C. Heidegger ⁵⁴, K.K. Heidegger ⁵⁴,
 W.D. Heidorn ⁸¹, J. Heilman ³⁴, S. Heim ⁴⁸, T. Heim ^{17a}, J.G. Heinlein ¹²⁸, J.J. Heinrich ¹²³,
 L. Heinrich ^{110,ah}, J. Hejbal ¹³¹, L. Helary ⁴⁸, A. Held ¹⁷⁰, S. Hellesund ¹²⁵, C.M. Helling ¹⁶⁴,
 S. Hellman ^{47a,47b}, C. Helsens ³⁶, R.C.W. Henderson ⁹¹, L. Henkelmann ³²,
 A.M. Henriques Correia ³⁶, H. Herde ⁹⁸, Y. Hernández Jiménez ¹⁴⁵, L.M. Herrmann ²⁴,
 T. Herrmann ⁵⁰, G. Herten ⁵⁴, R. Hertenberger ¹⁰⁹, L. Hervas ³⁶, N.P. Hessey ^{156a}, H. Hibi ⁸⁴,
 S.J. Hillier ²⁰, F. Hinterkeuser ²⁴, M. Hirose ¹²⁴, S. Hirose ¹⁵⁷, D. Hirschbuehl ¹⁷¹,
 T.G. Hitchings ¹⁰¹, B. Hiti ⁹³, J. Hobbs ¹⁴⁵, R. Hobincu ^{27e}, N. Hod ¹⁶⁹, M.C. Hodgkinson ¹³⁹,
 B.H. Hodgkinson ³², A. Hoecker ³⁶, J. Hofer ⁴⁸, T. Holm ²⁴, M. Holzbock ¹¹⁰,
 L.B.A.H. Hommels ³², B.P. Honan ¹⁰¹, J. Hong ^{62c}, T.M. Hong ¹²⁹, J.C. Honig ⁵⁴,
 B.H. Hooberman ¹⁶², W.H. Hopkins ⁶, Y. Horii ¹¹¹, S. Hou ¹⁴⁸, A.S. Howard ⁹³, J. Howarth ⁵⁹,
 J. Hoya ⁶, M. Hrabovsky ¹²², A. Hrynevich ⁴⁸, T. Hryn'ova ⁴, P.J. Hsu ⁶⁵, S.-C. Hsu ¹³⁸,
 Q. Hu ⁴¹, Y.F. Hu ^{14a,14d,al}, D.P. Huang ⁹⁶, S. Huang ^{64b}, X. Huang ^{14c}, Y. Huang ^{62a},
 Y. Huang ^{14a}, Z. Huang ¹⁰¹, Z. Hubacek ¹³², M. Huebner ²⁴, F. Huegging ²⁴, T.B. Huffman ¹²⁶,
 M. Huhtinen ³⁶, S.K. Huiberts ¹⁶, R. Hulsken ¹⁰⁴, N. Huseynov ^{12,a}, J. Huston ¹⁰⁷, J. Huth ⁶¹,
 R. Hyneman ¹⁴³, G. Iacobucci ⁵⁶, G. Iakovidis ²⁹, I. Ibragimov ¹⁴¹, L. Iconomidou-Fayard ⁶⁶,
 P. Iengo ^{72a,72b}, R. Iguchi ¹⁵³, T. Iizawa ⁵⁶, Y. Ikegami ⁸³, A. Ilg ¹⁹, N. Ilic ¹⁵⁵, H. Imam ^{35a},
 T. Ingebretsen Carlson ^{47a,47b}, G. Introzzi ^{73a,73b}, M. Iodice ^{77a}, V. Ippolito ^{75a,75b}, M. Ishino ¹⁵³,
 W. Islam ¹⁷⁰, C. Issever ^{18,48}, S. Istin ^{21a,ao}, H. Ito ¹⁶⁸, J.M. Iturbe Ponce ^{64a}, R. Iuppa ^{78a,78b},
 A. Ivina ¹⁶⁹, J.M. Izen ⁴⁵, V. Izzo ^{72a}, P. Jacka ^{131,132}, P. Jackson ¹, R.M. Jacobs ⁴⁸,
 B.P. Jaeger ¹⁴², C.S. Jagfeld ¹⁰⁹, P. Jain ⁵⁴, G. Jäkel ¹⁷¹, K. Jakobs ⁵⁴, T. Jakoubek ¹⁶⁹,
 J. Jamieson ⁵⁹, K.W. Janas ^{85a}, A.E. Jaspan ⁹², M. Javurkova ¹⁰³, F. Jeanneau ¹³⁵, L. Jeanty ¹²³,
 J. Jejelava ^{149a,ac}, P. Jenni ^{54,h}, C.E. Jessiman ³⁴, S. Jézéquel ⁴, C. Jia ^{62b}, J. Jia ¹⁴⁵, X. Jia ⁶¹,
 X. Jia ^{14a,14d}, Z. Jia ^{14c}, Y. Jiang ^{62a}, S. Jiggins ⁵², J. Jimenez Pena ¹¹⁰, S. Jin ^{14c}, A. Jinaru ^{27b},
 O. Jinnouchi ¹⁵⁴, P. Johansson ¹³⁹, K.A. Johns ⁷, J.W. Johnson ¹³⁶, D.M. Jones ³², E. Jones ¹⁶⁷,
 P. Jones ³², R.W.L. Jones ⁹¹, T.J. Jones ⁹², R. Joshi ¹¹⁹, J. Jovicevic ¹⁵, X. Ju ^{17a},
 J.J. Junggeburth ³⁶, T. Junkermann ^{63a}, A. Juste Rozas ^{13,w}, S. Kabana ^{137e}, A. Kaczmarzka ⁸⁶,
 M. Kado ¹¹⁰, H. Kagan ¹¹⁹, M. Kagan ¹⁴³, A. Kahn ⁴¹, A. Kahn ¹²⁸, C. Kahra ¹⁰⁰, T. Kaji ¹⁶⁸,
 E. Kajomovitz ¹⁵⁰, N. Kakati ¹⁶⁹, C.W. Kalderon ²⁹, A. Kamenshchikov ¹⁵⁵, S. Kanayama ¹⁵⁴,
 N.J. Kang ¹³⁶, D. Kar ^{33g}, K. Karava ¹²⁶, M.J. Kareem ^{156b}, E. Karentzos ⁵⁴, I. Karkanias ^{152,f},
 S.N. Karpov ³⁸, Z.M. Karpova ³⁸, V. Kartvelishvili ⁹¹, A.N. Karyukhin ³⁷, E. Kasimi ^{152,f},
 J. Katzy ⁴⁸, S. Kaur ³⁴, K. Kawade ¹⁴⁰, T. Kawamoto ¹³⁵, G. Kawamura ⁵⁵, E.F. Kay ¹⁶⁵,
 F.I. Kaya ¹⁵⁸, S. Kazakos ¹³, V.F. Kazanin ³⁷, Y. Ke ¹⁴⁵, J.M. Keaveney ^{33a}, R. Keeler ¹⁶⁵,
 G.V. Kehris ⁶¹, J.S. Keller ³⁴, A.S. Kelly ⁹⁶, D. Kelsey ¹⁴⁶, J.J. Kempster ¹⁴⁶, K.E. Kennedy ⁴¹,
 P.D. Kennedy ¹⁰⁰, O. Kepka ¹³¹, B.P. Kerridge ¹⁶⁷, S. Kersten ¹⁷¹, B.P. Kerševan ⁹³,
 S. Keshri ⁶⁶, L. Keszeghova ^{28a}, S. Ketabchi Haghghat ¹⁵⁵, M. Khandoga ¹²⁷, A. Khanov ¹²¹,
 A.G. Kharlamov ³⁷, T. Kharlamova ³⁷, E.E. Khoda ¹³⁸, T.J. Khoo ¹⁸, G. Khorauli ¹⁶⁶,
 J. Khubua ^{149b}, Y.A.R. Khwaira ⁶⁶, M. Kiehn ³⁶, A. Kilgallon ¹²³, D.W. Kim ^{47a,47b},

E. Kim ¹⁵⁴, Y.K. Kim ³⁹, N. Kimura ⁹⁶, A. Kirchhoff ⁵⁵, C. Kirfel ²⁴, J. Kirk ¹³⁴,
 A.E. Kiryunin ¹¹⁰, T. Kishimoto ¹⁵³, D.P. Kisliuk ¹⁵⁵, C. Kitsaki ¹⁰, O. Kivernyk ²⁴,
 M. Klassen ^{63a}, C. Klein ³⁴, L. Klein ¹⁶⁶, M.H. Klein ¹⁰⁶, M. Klein ⁹², S.B. Klein ⁵⁶,
 U. Klein ⁹², P. Klimek ³⁶, A. Klimentov ²⁹, F. Klimpel ¹¹⁰, T. Klioutchnikova ³⁶, P. Kluit ¹¹⁴,
 S. Kluth ¹¹⁰, E. Kneringer ⁷⁹, T.M. Knight ¹⁵⁵, A. Knue ⁵⁴, R. Kobayashi ⁸⁷, M. Kocian ¹⁴³,
 P. Kodyš ¹³³, D.M. Koeck ¹⁴⁶, P.T. Koenig ²⁴, T. Koffas ³⁴, M. Kolb ¹³⁵, I. Koletsou ⁴,
 T. Komarek ¹²², K. Köneke ⁵⁴, A.X.Y. Kong ¹, T. Kono ¹¹⁸, N. Konstantinidis ⁹⁶, B. Konya ⁹⁸,
 R. Kopeliansky ⁶⁸, S. Koperny ^{85a}, K. Korcyl ⁸⁶, K. Kordas ^{152,f}, G. Koren ¹⁵¹, A. Korn ⁹⁶,
 S. Korn ⁵⁵, I. Korolkov ¹³, N. Korotkova ³⁷, B. Kortman ¹¹⁴, O. Kortner ¹¹⁰, S. Kortner ¹¹⁰,
 W.H. Kostecka ¹¹⁵, V.V. Kostyukhin ¹⁴¹, A. Kotsokechagia ¹³⁵, A. Kotwal ⁵¹, A. Koulouris ³⁶,
 A. Kourkoumeli-Charalampidi ^{73a,73b}, C. Kourkoumelis ⁹, E. Kourlitis ⁶, O. Kovanda ¹⁴⁶,
 R. Kowalewski ¹⁶⁵, W. Kozanecki ¹³⁵, A.S. Kozhin ³⁷, V.A. Kramarenko ³⁷, G. Kramberger ⁹³,
 P. Kramer ¹⁰⁰, M.W. Krasny ¹²⁷, A. Krasznahorkay ³⁶, J.A. Kremer ¹⁰⁰, T. Kresse ⁵⁰,
 J. Kretschmar ⁹², K. Kreul ¹⁸, P. Krieger ¹⁵⁵, S. Krishnamurthy ¹⁰³, M. Krivos ¹³³,
 K. Krizka ^{17a}, K. Kroeninger ⁴⁹, H. Kroha ¹¹⁰, J. Kroll ¹³¹, J. Kroll ¹²⁸, K.S. Krowpman ¹⁰⁷,
 U. Kruchonak ³⁸, H. Krüger ²⁴, N. Krumnack ⁸¹, M.C. Kruse ⁵¹, J.A. Krzysiak ⁸⁶,
 O. Kuchinskaia ³⁷, S. Kuday ^{3a}, S. Kuehn ³⁶, R. Kuesters ⁵⁴, T. Kuhl ⁴⁸, V. Kukhtin ³⁸,
 Y. Kulchitsky ^{37,a}, S. Kuleshov ^{137d,137b}, M. Kumar ^{33g}, N. Kumari ¹⁰², A. Kupco ¹³¹,
 T. Kupfer ⁴⁹, A. Kupich ³⁷, O. Kuprash ⁵⁴, H. Kurashige ⁸⁴, L.L. Kurchaninov ^{156a},
 Y.A. Kurochkin ³⁷, A. Kurova ³⁷, M. Kuze ¹⁵⁴, A.K. Kvam ¹⁰³, J. Kvita ¹²², T. Kwan ¹⁰⁴,
 N.G. Kyriacou ¹⁰⁶, L.A.O. Laatu ¹⁰², C. Lacasta ¹⁶³, F. Lacava ^{75a,75b}, H. Lacker ¹⁸,
 D. Lacour ¹²⁷, N.N. Lad ⁹⁶, E. Ladygin ³⁸, B. Laforge ¹²⁷, T. Lagouri ^{137e}, S. Lai ⁵⁵,
 I.K. Lakomic ^{85a}, N. Lalloue ⁶⁰, J.E. Lambert ¹²⁰, S. Lammers ⁶⁸, W. Lampl ⁷,
 C. Lampoudis ^{152,f}, A.N. Lancaster ¹¹⁵, E. Lançon ²⁹, U. Landgraf ⁵⁴, M.P.J. Landon ⁹⁴,
 V.S. Lang ⁵⁴, R.J. Langenberg ¹⁰³, A.J. Lankford ¹⁶⁰, F. Lanni ³⁶, K. Lantzsch ²⁴, A. Lanza ^{73a},
 A. Lapertosa ^{57b,57a}, J.F. Laporte ¹³⁵, T. Lari ^{71a}, F. Lasagni Manghi ^{23b}, M. Lassnig ³⁶,
 V. Latonova ¹³¹, A. Laudrain ¹⁰⁰, A. Laurier ¹⁵⁰, S.D. Lawlor ⁹⁵, Z. Lawrence ¹⁰¹,
 M. Lazzaroni ^{71a,71b}, B. Le ¹⁰¹, E.M. Le Boulicaut ⁵¹, B. Leban ⁹³, A. Lebedev ⁸¹, M. LeBlanc ³⁶,
 F. Ledroit-Guillon ⁶⁰, A.C.A. Lee ⁹⁶, G.R. Lee ¹⁶, S.C. Lee ¹⁴⁸, S. Lee ^{47a,47b}, T.F. Lee ⁹²,
 L.L. Leeuw ^{33c}, H.P. Lefebvre ⁹⁵, M. Lefebvre ¹⁶⁵, C. Leggett ^{17a}, K. Lehmann ¹⁴²,
 G. Lehmann Miotto ³⁶, M. Leigh ⁵⁶, W.A. Leight ¹⁰³, A. Leisos ^{152,v}, M.A.L. Leite ^{82c},
 C.E. Leitgeb ⁴⁸, R. Leitner ¹³³, K.J.C. Leney ⁴⁴, T. Lenz ²⁴, S. Leone ^{74a}, C. Leonidopoulos ⁵²,
 A. Leopold ¹⁴⁴, C. Leroy ¹⁰⁸, R. Les ¹⁰⁷, C.G. Lester ³², M. Levchenko ³⁷, J. Levêque ⁴,
 D. Levin ¹⁰⁶, L.J. Levinson ¹⁶⁹, M.P. Lewicki ⁸⁶, C. Lewis ¹³⁸, D.J. Lewis ⁴, A. Li ⁵, B. Li ^{62b},
 C. Li ^{62a}, C-Q. Li ^{62c}, H. Li ^{62a}, H. Li ^{62b}, H. Li ^{14c}, H. Li ^{62b}, J. Li ^{62c}, K. Li ¹³⁸, L. Li ^{62c},
 M. Li ^{14a,14d}, Q.Y. Li ^{62a}, S. Li ^{14a,14d}, S. Li ^{62d,62c,e}, T. Li ^{62b}, X. Li ¹⁰⁴, Z. Li ^{62b}, Z. Li ¹²⁶,
 Z. Li ¹⁰⁴, Z. Li ⁹², Z. Li ^{14a,14d}, Z. Liang ^{14a}, M. Liberatore ⁴⁸, B. Liberti ^{76a}, K. Lie ^{64c},
 J. Lieber Marin ^{82b}, H. Lien ⁶⁸, K. Lin ¹⁰⁷, R.A. Linck ⁶⁸, R.E. Lindley ⁷, J.H. Lindon ²,
 A. Linss ⁴⁸, E. Lipeles ¹²⁸, A. Lipniacka ¹⁶, A. Lister ¹⁶⁴, J.D. Little ⁴, B. Liu ^{14a},
 B.X. Liu ¹⁴², D. Liu ^{62d,62c}, J.B. Liu ^{62a}, J.K.K. Liu ³², K. Liu ^{62d,62c}, M. Liu ^{62a},
 M.Y. Liu ^{62a}, P. Liu ^{14a}, Q. Liu ^{62d,138,62c}, X. Liu ^{62a}, Y. Liu ^{14c,14d}, Y.L. Liu ¹⁰⁶, Y.W. Liu ^{62a},
 M. Livan ^{73a,73b}, J. Llorente Merino ¹⁴², S.L. Lloyd ⁹⁴, E.M. Lobodzinska ⁴⁸, P. Loch ⁷,
 S. Loffredo ^{76a,76b}, T. Lohse ¹⁸, K. Lohwasser ¹³⁹, E. Loiacono ⁴⁸, M. Lokajicek ^{131,*},
 J.D. Long ¹⁶², I. Longarini ¹⁶⁰, L. Longo ^{70a,70b}, R. Longo ¹⁶², I. Lopez Paz ⁶⁷,
 A. Lopez Solis ⁴⁸, J. Lorenz ¹⁰⁹, N. Lorenzo Martinez ⁴, A.M. Lory ¹⁰⁹, X. Lou ^{47a,47b},
 X. Lou ^{14a,14d}, A. Lounis ⁶⁶, J. Love ⁶, P.A. Love ⁹¹, G. Lu ^{14a,14d}, M. Lu ⁸⁰, S. Lu ¹²⁸,
 Y.J. Lu ⁶⁵, H.J. Lubatti ¹³⁸, C. Luci ^{75a,75b}, F.L. Lucio Alves ^{14c}, A. Lucotte ⁶⁰, F. Luehring ⁶⁸,

I. Luise ¹⁴⁵, O. Lukianchuk ⁶⁶, O. Lundberg ¹⁴⁴, B. Lund-Jensen ¹⁴⁴, N.A. Luongo ¹²³,
 M.S. Lutz ¹⁵¹, D. Lynn ²⁹, H. Lyons ⁹², R. Lysak ¹³¹, E. Lytken ⁹⁸, F. Lyu ^{14a}, V. Lyubushkin ³⁸,
 T. Lyubushkina ³⁸, M.M. Lyukova ¹⁴⁵, H. Ma ²⁹, L.L. Ma ^{62b}, Y. Ma ⁹⁶, D.M. Mac Donell ¹⁶⁵,
 G. Maccarrone ⁵³, J.C. MacDonald ¹³⁹, R. Madar ⁴⁰, W.F. Mader ⁵⁰, J. Maeda ⁸⁴, T. Maeno ²⁹,
 M. Maerker ⁵⁰, H. Maguire ¹³⁹, A. Maio ^{130a,130b,130d}, K. Maj ^{85a}, O. Majersky ⁴⁸,
 S. Majewski ¹²³, N. Makovec ⁶⁶, V. Maksimovic ¹⁵, B. Malaescu ¹²⁷, Pa. Malecki ⁸⁶,
 V.P. Maleev ³⁷, F. Malek ⁶⁰, D. Malito ^{43b,43a}, U. Mallik ⁸⁰, C. Malone ³², S. Maltezos ¹⁰,
 S. Malyukov ³⁸, J. Mamuzic ¹³, G. Mancini ⁵³, G. Manco ^{73a,73b}, J.P. Mandalia ⁹⁴, I. Mandić ⁹³,
 L. Manhaes de Andrade Filho ^{82a}, I.M. Maniatis ¹⁶⁹, J. Manjarres Ramos ^{102,ad}, D.C. Mankad ¹⁶⁹,
 A. Mann ¹⁰⁹, B. Mansoulie ¹³⁵, S. Manzoni ³⁶, A. Marantis ^{152,v}, G. Marchiori ⁵,
 M. Marcisovsky ¹³¹, C. Marcon ^{71a,71b}, M. Marinescu ²⁰, M. Marjanovic ¹²⁰, E.J. Marshall ⁹¹,
 Z. Marshall ^{17a}, S. Marti-Garcia ¹⁶³, T.A. Martin ¹⁶⁷, V.J. Martin ⁵², B. Martin dit Latour ¹⁶,
 L. Martinelli ^{75a,75b}, M. Martinez ^{13,w}, P. Martinez Agullo ¹⁶³, V.I. Martinez Outschoorn ¹⁰³,
 P. Martinez Suarez ¹³, S. Martin-Haugh ¹³⁴, V.S. Martoiu ^{27b}, A.C. Martyniuk ⁹⁶, A. Marzin ³⁶,
 S.R. Maschek ¹¹⁰, D. Mascione ^{78a,78b}, L. Masetti ¹⁰⁰, T. Mashimo ¹⁵³, J. Masik ¹⁰¹,
 A.L. Maslennikov ³⁷, L. Massa ^{23b}, P. Massarotti ^{72a,72b}, P. Mastrandrea ^{74a,74b},
 A. Mastroberardino ^{43b,43a}, T. Masubuchi ¹⁵³, T. Mathisen ¹⁶¹, N. Matsuzawa ¹⁵³, J. Maurer ^{27b},
 B. Maček ⁹³, D.A. Maximov ³⁷, R. Mazini ¹⁴⁸, I. Maznas ^{152,f}, M. Mazza ¹⁰⁷, S.M. Mazza ¹³⁶,
 C. Mc Ginn ^{29,am}, J.P. Mc Gowan ¹⁰⁴, S.P. Mc Kee ¹⁰⁶, E.F. McDonald ¹⁰⁵, A.E. McDougall ¹¹⁴,
 J.A. Mcfayden ¹⁴⁶, G. Mchedlidze ^{149b}, R.P. McKenzie ^{33g}, T.C. McLachlan ⁴⁸,
 D.J. McLaughlin ⁹⁶, K.D. McLean ¹⁶⁵, S.J. McMahon ¹³⁴, P.C. McNamara ¹⁰⁵,
 C.M. Mcpartland ⁹², R.A. McPherson ^{165,z}, T. Megy ⁴⁰, S. Mehlhase ¹⁰⁹, A. Mehta ⁹²,
 D. Melini ¹⁵⁰, B.R. Mellado Garcia ^{33g}, A.H. Melo ⁵⁵, F. Meloni ⁴⁸,
 A.M. Mendes Jacques Da Costa ²⁰, H.Y. Meng ¹⁵⁵, L. Meng ⁹¹, S. Menke ¹¹⁰, M. Mentink ³⁶,
 E. Meoni ^{43b,43a}, C. Merlassino ¹²⁶, L. Merola ^{72a,72b}, C. Meroni ^{71a}, G. Merz ¹⁰⁶, O. Meshkov ³⁷,
 J. Metcalfe ⁶, A.S. Mete ⁶, C. Meyer ⁶⁸, J-P. Meyer ¹³⁵, R.P. Middleton ¹³⁴, L. Mijović ⁵²,
 G. Mikenberg ¹⁶⁹, M. Mikestikova ¹³¹, M. Mikuž ⁹³, H. Mildner ¹³⁹, A. Milic ³⁶,
 C.D. Milke ⁴⁴, D.W. Miller ³⁹, L.S. Miller ³⁴, A. Milov ¹⁶⁹, D.A. Milstead ^{47a,47b}, T. Min ^{14c},
 A.A. Minaenko ³⁷, I.A. Minashvili ^{149b}, L. Mince ⁵⁹, A.I. Mincer ¹¹⁷, B. Mindur ^{85a},
 M. Mineev ³⁸, Y. Mino ⁸⁷, L.M. Mir ¹³, M. Miralles Lopez ¹⁶³, M. Mironova ¹²⁶,
 M.C. Missio ¹¹³, T. Mitani ¹⁶⁸, A. Mitra ¹⁶⁷, V.A. Mitsou ¹⁶³, O. Miu ¹⁵⁵, P.S. Miyagawa ⁹⁴,
 Y. Miyazaki ⁸⁹, A. Mizukami ⁸³, T. Mkrtychyan ^{63a}, M. Mlinarevic ⁹⁶, T. Mlinarevic ⁹⁶,
 M. Mlynarikova ³⁶, S. Mobius ⁵⁵, K. Mochizuki ¹⁰⁸, P. Moder ⁴⁸, P. Mogg ¹⁰⁹,
 A.F. Mohammed ^{14a,14d}, S. Mohapatra ⁴¹, G. Mokgatitwane ^{33g}, B. Mondal ¹⁴¹, S. Mondal ¹³²,
 K. Mönig ⁴⁸, E. Monnier ¹⁰², L. Monsonis Romero ¹⁶³, J. Montejo Berlingen ⁸³, M. Montella ¹¹⁹,
 F. Monticelli ⁹⁰, N. Morange ⁶⁶, A.L. Moreira De Carvalho ^{130a}, M. Moreno Llácer ¹⁶³,
 C. Moreno Martinez ⁵⁶, P. Morettini ^{57b}, S. Morgenstern ¹⁶⁷, M. Morii ⁶¹, M. Morinaga ¹⁵³,
 A.K. Morley ³⁶, F. Morodei ^{75a,75b}, L. Morvaj ³⁶, P. Moschovakos ³⁶, B. Moser ³⁶,
 M. Mosidze ^{149b}, T. Moskalets ⁵⁴, P. Moskvitina ¹¹³, J. Moss ^{31,o}, E.J.W. Moyse ¹⁰³,
 O. Mtintsilana ^{33g}, S. Muanza ¹⁰², J. Mueller ¹²⁹, D. Muenstermann ⁹¹, R. Müller ¹⁹,
 G.A. Mullier ¹⁶¹, J.J. Mullin ¹²⁸, D.P. Mungo ¹⁵⁵, J.L. Munoz Martinez ¹³, D. Munoz Perez ¹⁶³,
 F.J. Munoz Sanchez ¹⁰¹, M. Murin ¹⁰¹, W.J. Murray ^{167,134}, A. Murrone ^{71a,71b}, J.M. Muse ¹²⁰,
 M. Muškinja ^{17a}, C. Mwewa ²⁹, A.G. Myagkov ^{37,a}, A.J. Myers ⁸, A.A. Myers ¹²⁹, G. Myers ⁶⁸,
 M. Myska ¹³², B.P. Nachman ^{17a}, O. Nackenhorst ⁴⁹, A. Nag ⁵⁰, K. Nagai ¹²⁶, K. Nagano ⁸³,
 J.L. Nagle ^{29,am}, E. Nagy ¹⁰², A.M. Nairz ³⁶, Y. Nakahama ⁸³, K. Nakamura ⁸³, H. Nanjo ¹²⁴,
 R. Narayan ⁴⁴, E.A. Narayanan ¹¹², I. Naryshkin ³⁷, M. Naseri ³⁴, C. Nass ²⁴, G. Navarro ^{22a},
 J. Navarro-Gonzalez ¹⁶³, R. Nayak ¹⁵¹, A. Nayaz ¹⁸, P.Y. Nechaeva ³⁷, F. Nechansky ⁴⁸,

L. Nedic ¹²⁶, T.J. Neep ²⁰, A. Negri ^{73a,73b}, M. Negrini ^{23b}, C. Nellist ¹¹⁴, C. Nelson ¹⁰⁴,
 K. Nelson ¹⁰⁶, S. Nemecek ¹³¹, M. Nessi ^{36,i}, M.S. Neubauer ¹⁶², F. Neuhaus ¹⁰⁰,
 J. Neundorf ⁴⁸, R. Newhouse ¹⁶⁴, P.R. Newman ²⁰, C.W. Ng ¹²⁹, Y.W.Y. Ng ⁴⁸, B. Ngair ^{35e},
 H.D.N. Nguyen ¹⁰⁸, R.B. Nickerson ¹²⁶, R. Nicolaidou ¹³⁵, J. Nielsen ¹³⁶, M. Niemeyer ⁵⁵,
 N. Nikiforou ³⁶, V. Nikolaenko ^{37,a}, I. Nikolic-Audit ¹²⁷, K. Nikolopoulos ²⁰, P. Nilsson ²⁹,
 I. Ninca ⁴⁸, H.R. Nindhito ⁵⁶, G. Ninio ¹⁵¹, A. Nisati ^{75a}, N. Nishu ², R. Nisius ¹¹⁰,
 J-E. Nitschke ⁵⁰, E.K. Nkadimeng ^{33g}, S.J. Noacco Rosende ⁹⁰, T. Nobe ¹⁵³, D.L. Noel ³²,
 Y. Noguchi ⁸⁷, T. Nommensen ¹⁴⁷, M.A. Nomura ²⁹, M.B. Norfolk ¹³⁹, R.R.B. Norisam ⁹⁶,
 B.J. Norman ³⁴, J. Novak ⁹³, T. Novak ⁴⁸, L. Novotny ¹³², R. Novotny ¹¹², L. Nozka ¹²²,
 K. Ntekas ¹⁶⁰, N.M.J. Nunes De Moura Junior ^{82b}, E. Nurse ⁹⁶, J. Ocariz ¹²⁷, A. Ochi ⁸⁴,
 I. Ochoa ^{130a}, S. Oerde ¹⁶¹, J.T. Offermann ³⁹, A. Ogrodnik ^{85a}, A. Oh ¹⁰¹, C.C. Ohm ¹⁴⁴,
 H. Oide ⁸³, R. Oishi ¹⁵³, M.L. Ojeda ⁴⁸, Y. Okazaki ⁸⁷, M.W. O'Keefe ⁹², Y. Okumura ¹⁵³,
 A. Olariu ^{27b}, L.F. Oleiro Seabra ^{130a}, S.A. Olivares Pino ^{137d}, D. Oliveira Damazio ²⁹,
 D. Oliveira Goncalves ^{82a}, J.L. Oliver ¹⁶⁰, M.J.R. Olsson ¹⁶⁰, A. Olszewski ⁸⁶, J. Olszowska ^{86,*},
 Ö.O. Öncel ⁵⁴, D.C. O'Neil ¹⁴², A.P. O'Neill ¹⁹, A. Onofre ^{130a,130e}, P.U.E. Onyisi ¹¹,
 M.J. Oreglia ³⁹, G.E. Orellana ⁹⁰, D. Orestano ^{77a,77b}, N. Orlando ¹³, R.S. Orr ¹⁵⁵,
 V. O'Shea ⁵⁹, R. Ospanov ^{62a}, G. Otero y Garzon ³⁰, H. Otono ⁸⁹, P.S. Ott ^{63a}, G.J. Ottino ^{17a},
 M. Ouchrif ^{35d}, J. Ouellette ²⁹, F. Ould-Saada ¹²⁵, M. Owen ⁵⁹, R.E. Owen ¹³⁴,
 K.Y. Oyulmaz ^{21a}, V.E. Ozcan ^{21a}, N. Ozturk ⁸, S. Ozturk ^{21d}, H.A. Pacey ³², K. Pachal ⁵¹,
 A. Pacheco Pages ¹³, C. Padilla Aranda ¹³, G. Padovano ^{75a,75b}, S. Pagan Griso ^{17a},
 G. Palacino ⁶⁸, A. Palazzo ^{70a,70b}, S. Palestini ³⁶, J. Pan ¹⁷², T. Pan ^{64a}, D.K. Panchal ¹¹,
 C.E. Pandini ¹¹⁴, J.G. Panduro Vazquez ⁹⁵, H. Pang ^{14b}, P. Pani ⁴⁸, G. Panizzo ^{69a,69c},
 L. Paolozzi ⁵⁶, C. Papadatos ¹⁰⁸, S. Parajuli ⁴⁴, A. Paramonov ⁶, C. Paraskevopoulos ¹⁰,
 D. Paredes Hernandez ^{64b}, T.H. Park ¹⁵⁵, M.A. Parker ³², F. Parodi ^{57b,57a}, E.W. Parrish ¹¹⁵,
 V.A. Parrish ⁵², J.A. Parsons ⁴¹, U. Parzefall ⁵⁴, B. Pascual Dias ¹⁰⁸, L. Pascual Dominguez ¹⁵¹,
 V.R. Pascuzzi ^{17a}, F. Pasquali ¹¹⁴, E. Pasqualucci ^{75a}, S. Passaggio ^{57b}, F. Pastore ⁹⁵,
 P. Pasuwan ^{47a,47b}, P. Patel ⁸⁶, U.M. Patel ⁵¹, J.R. Pater ¹⁰¹, T. Pauly ³⁶, J. Pearkes ¹⁴³,
 M. Pedersen ¹²⁵, R. Pedro ^{130a}, S.V. Peleganchuk ³⁷, O. Penc ³⁶, E.A. Pender ⁵², H. Peng ^{62a},
 K.E. Pensi ¹⁰⁹, M. Penzin ³⁷, B.S. Peralva ^{82d}, A.P. Pereira Peixoto ⁶⁰, L. Pereira Sanchez ^{47a,47b},
 D.V. Perepelitsa ^{29,am}, E. Perez Codina ^{156a}, M. Perganti ¹⁰, L. Perini ^{71a,71b,*}, H. Pernegger ³⁶,
 S. Perrella ³⁶, A. Perrevoort ¹¹³, O. Perrin ⁴⁰, K. Peters ⁴⁸, R.F.Y. Peters ¹⁰¹, B.A. Petersen ³⁶,
 T.C. Petersen ⁴², E. Petit ¹⁰², V. Petousis ¹³², C. Petridou ^{152,f}, A. Petrukhin ¹⁴¹, M. Pettee ^{17a},
 N.E. Pettersson ³⁶, A. Petukhov ³⁷, K. Petukhova ¹³³, A. Peyaud ¹³⁵, R. Pezoa ^{137f},
 L. Pezzotti ³⁶, G. Pezzullo ¹⁷², T.M. Pham ¹⁷⁰, T. Pham ¹⁰⁵, P.W. Phillips ¹³⁴, M.W. Phipps ¹⁶²,
 G. Piacquadio ¹⁴⁵, E. Pianori ^{17a}, F. Piazza ^{71a,71b}, R. Piegai ³⁰, D. Pietreanu ^{27b},
 A.D. Pilkington ¹⁰¹, M. Pinamonti ^{69a,69c}, J.L. Pinfeld ², B.C. Pinheiro Pereira ^{130a},
 C. Pitman Donaldson ⁹⁶, D.A. Pizzi ³⁴, L. Pizzimento ^{76a,76b}, A. Pizzini ¹¹⁴, M.-A. Pleier ²⁹,
 V. Plesanovs ⁵⁴, V. Pleskot ¹³³, E. Plotnikova ³⁸, G. Poddar ⁴, R. Poettgen ⁹⁸, L. Poggioli ¹²⁷,
 D. Pohl ²⁴, I. Pokharel ⁵⁵, S. Polacek ¹³³, G. Polesello ^{73a}, A. Poley ^{142,156a}, R. Polifka ¹³²,
 A. Polini ^{23b}, C.S. Pollard ¹⁶⁷, Z.B. Pollock ¹¹⁹, V. Polychronakos ²⁹, E. Pompa Pacchi ^{75a,75b},
 D. Ponomarenko ¹¹³, L. Pontecorvo ³⁶, S. Popa ^{27a}, G.A. Popeneciu ^{27d},
 D.M. Portillo Quintero ^{156a}, S. Pospisil ¹³², P. Postolache ^{27c}, K. Potamianos ¹²⁶, P.P. Potepa ^{85a},
 I.N. Potrap ³⁸, C.J. Potter ³², H. Potti ¹, T. Poulsen ⁴⁸, J. Poveda ¹⁶³, M.E. Pozo Astigarraga ³⁶,
 A. Prades Ibanez ¹⁶³, M.M. Prapa ⁴⁶, J. Pretel ⁵⁴, D. Price ¹⁰¹, M. Primavera ^{70a},
 M.A. Principe Martin ⁹⁹, R. Privara ¹²², M.L. Proffitt ¹³⁸, N. Proklova ¹²⁸, K. Prokofiev ^{64c},
 G. Proto ^{76a,76b}, S. Protopopescu ²⁹, J. Proudfoot ⁶, M. Przybycien ^{85a}, W.W. Przygoda ^{85b},
 J.E. Puddefoot ¹³⁹, D. Pudzha ³⁷, D. Pyatiizbyantseva ³⁷, J. Qian ¹⁰⁶, D. Qichen ¹⁰¹, Y. Qin ¹⁰¹,

T. Qiu ⁹⁴, A. Quadt ⁵⁵, M. Queitsch-Maitland ¹⁰¹, G. Quetant ⁵⁶, G. Rabanal Bolanos ⁶¹,
 D. Rafanoharana ⁵⁴, F. Ragusa ^{71a,71b}, J.L. Rainbolt ³⁹, J.A. Raine ⁵⁶, S. Rajagopalan ²⁹,
 E. Ramakoti ³⁷, K. Ran ^{48,14d}, N.P. Rapheeha ^{33g}, V. Raskina ¹²⁷, D.F. Rassloff ^{63a}, S. Rave ¹⁰⁰,
 B. Ravina ⁵⁵, I. Ravinovich ¹⁶⁹, M. Raymond ³⁶, A.L. Read ¹²⁵, N.P. Readioff ¹³⁹,
 D.M. Rebuzzi ^{73a,73b}, G. Redlinger ²⁹, K. Reeves ⁴⁵, J.A. Reidelsturz ¹⁷¹, D. Reikher ¹⁵¹,
 A. Rej ¹⁴¹, C. Rembser ³⁶, A. Renardi ⁴⁸, M. Renda ^{27b}, M.B. Rendel ¹¹⁰, F. Renner ⁴⁸,
 A.G. Rennie ⁵⁹, S. Resconi ^{71a}, M. Ressegotti ^{57b,57a}, E.D. Resseguie ^{17a}, S. Rettie ³⁶,
 J.G. Reyes Rivera ¹⁰⁷, B. Reynolds ¹¹⁹, E. Reynolds ^{17a}, M. Rezaei Estabragh ¹⁷¹, O.L. Rezanova ³⁷,
 P. Reznicek ¹³³, N. Ribaric ⁹¹, E. Ricci ^{78a,78b}, R. Richter ¹¹⁰, S. Richter ^{47a,47b},
 E. Richter-Was ^{85b}, M. Ridel ¹²⁷, S. Ridouani ^{35d}, P. Rieck ¹¹⁷, P. Riedler ³⁶,
 M. Rijssenbeek ¹⁴⁵, A. Rimoldi ^{73a,73b}, M. Rimoldi ⁴⁸, L. Rinaldi ^{23b,23a}, T.T. Rinn ²⁹,
 M.P. Rinnagel ¹⁰⁹, G. Ripellino ¹⁶¹, I. Riu ¹³, P. Rivadeneira ⁴⁸, J.C. Rivera Vergara ¹⁶⁵,
 F. Rizatdinova ¹²¹, E. Rizvi ⁹⁴, C. Rizzi ⁵⁶, B.A. Roberts ¹⁶⁷, B.R. Roberts ^{17a},
 S.H. Robertson ^{104,z}, M. Robin ⁴⁸, D. Robinson ³², C.M. Robles Gajardo ^{137f},
 M. Robles Manzano ¹⁰⁰, A. Robson ⁵⁹, A. Rocchi ^{76a,76b}, C. Roda ^{74a,74b}, S. Rodriguez Bosca ^{63a},
 Y. Rodriguez Garcia ^{22a}, A. Rodriguez Rodriguez ⁵⁴, A.M. Rodríguez Vera ^{156b}, S. Roe ³⁶,
 J.T. Roemer ¹⁶⁰, A.R. Roepe-Gier ¹³⁶, J. Roggel ¹⁷¹, O. Røhne ¹²⁵, R.A. Rojas ¹⁰³,
 B. Roland ⁵⁴, C.P.A. Roland ⁶⁸, J. Roloff ²⁹, A. Romaniouk ³⁷, E. Romano ^{73a,73b},
 M. Romano ^{23b}, A.C. Romero Hernandez ¹⁶², N. Rompotis ⁹², L. Roos ¹²⁷, S. Rosati ^{75a},
 B.J. Rosser ³⁹, E. Rossi ⁴, E. Rossi ^{72a,72b}, L.P. Rossi ^{57b}, L. Rossini ⁴⁸, R. Rosten ¹¹⁹,
 M. Rotaru ^{27b}, B. Rottler ⁵⁴, C. Rougier ^{102,ad}, D. Rousseau ⁶⁶, D. Rousso ³², G. Rovelli ^{73a,73b},
 A. Roy ¹⁶², S. Roy-Garand ¹⁵⁵, A. Rozanov ¹⁰², Y. Rozen ¹⁵⁰, X. Ruan ^{33g},
 A. Rubio Jimenez ¹⁶³, A.J. Ruby ⁹², V.H. Ruelas Rivera ¹⁸, T.A. Ruggeri ¹, F. Rühr ⁵⁴,
 A. Ruiz-Martinez ¹⁶³, A. Rummler ³⁶, Z. Rurikova ⁵⁴, N.A. Rusakovich ³⁸, H.L. Russell ¹⁶⁵,
 J.P. Rutherford ⁷, K. Rybacki ⁹¹, M. Rybar ¹³³, E.B. Rye ¹²⁵, A. Ryzhov ³⁷,
 J.A. Sabater Iglesias ⁵⁶, P. Sabatini ¹⁶³, L. Sabetta ^{75a,75b}, H.F-W. Sadrozinski ¹³⁶,
 F. Safai Tehrani ^{75a}, B. Safarzadeh Samani ¹⁴⁶, M. Safdari ¹⁴³, S. Saha ¹⁰⁴, M. Sahinsoy ¹¹⁰,
 M. Saimpert ¹³⁵, M. Saito ¹⁵³, T. Saito ¹⁵³, D. Salamani ³⁶, A. Salnikov ¹⁴³, J. Salt ¹⁶³,
 A. Salvador Salas ¹³, D. Salvatore ^{43b,43a}, F. Salvatore ¹⁴⁶, A. Salzburger ³⁶, D. Sammel ⁵⁴,
 D. Sampsonidis ^{152,f}, D. Sampsonidou ^{62d,62c}, J. Sánchez ¹⁶³, A. Sanchez Pineda ⁴,
 V. Sanchez Sebastian ¹⁶³, H. Sandaker ¹²⁵, C.O. Sander ⁴⁸, J.A. Sandesara ¹⁰³, M. Sandhoff ¹⁷¹,
 C. Sandoval ^{22b}, D.P.C. Sankey ¹³⁴, T. Sano ⁸⁷, A. Sansoni ⁵³, L. Santi ^{75a,75b}, C. Santoni ⁴⁰,
 H. Santos ^{130a,130b}, S.N. Santpur ^{17a}, A. Santra ¹⁶⁹, K.A. Saoucha ¹³⁹, J.G. Saraiva ^{130a,130d},
 J. Sardain ⁷, O. Sasaki ⁸³, K. Sato ¹⁵⁷, C. Sauer ^{63b}, F. Sauerburger ⁵⁴, E. Sauvan ⁴,
 P. Savard ^{155,aj}, R. Sawada ¹⁵³, C. Sawyer ¹³⁴, L. Sawyer ⁹⁷, I. Sayago Galvan ¹⁶³, C. Sbarra ^{23b},
 A. Sbrizzi ^{23b,23a}, T. Scanlon ⁹⁶, J. Schaarschmidt ¹³⁸, P. Schacht ¹¹⁰, D. Schaefer ³⁹,
 U. Schäfer ¹⁰⁰, A.C. Schaffer ^{66,44}, D. Schaile ¹⁰⁹, R.D. Schamberger ¹⁴⁵, E. Schanet ¹⁰⁹,
 C. Scharf ¹⁸, M.M. Schefer ¹⁹, V.A. Schegelsky ³⁷, D. Scheirich ¹³³, F. Schenck ¹⁸,
 M. Schernau ¹⁶⁰, C. Scheulen ⁵⁵, C. Schiavi ^{57b,57a}, Z.M. Schillaci ²⁶, E.J. Schioppa ^{70a,70b},
 M. Schioppa ^{43b,43a}, B. Schlag ¹⁰⁰, K.E. Schleicher ⁵⁴, S. Schlenker ³⁶, J. Schmeing ¹⁷¹,
 M.A. Schmidt ¹⁷¹, K. Schmieden ¹⁰⁰, C. Schmitt ¹⁰⁰, S. Schmitt ⁴⁸, L. Schoeffel ¹³⁵,
 A. Schoening ^{63b}, P.G. Scholer ⁵⁴, E. Schopf ¹²⁶, M. Schott ¹⁰⁰, J. Schovancova ³⁶,
 S. Schramm ⁵⁶, F. Schroeder ¹⁷¹, H-C. Schultz-Coulon ^{63a}, M. Schumacher ⁵⁴, B.A. Schumm ¹³⁶,
 Ph. Schune ¹³⁵, H.R. Schwartz ¹³⁶, A. Schwartzman ¹⁴³, T.A. Schwarz ¹⁰⁶, Ph. Schwemling ¹³⁵,
 R. Schwienhorst ¹⁰⁷, A. Sciandra ¹³⁶, G. Sciolla ²⁶, F. Scuri ^{74a}, F. Scutti ¹⁰⁵, C.D. Sebastiani ⁹²,
 K. Sedlaczek ⁴⁹, P. Seema ¹⁸, S.C. Seidel ¹¹², A. Seiden ¹³⁶, B.D. Seidlitz ⁴¹, C. Seitz ⁴⁸,
 J.M. Seixas ^{82b}, G. Sekhniaidze ^{72a}, S.J. Sekula ⁴⁴, L. Selem ⁴, N. Semprini-Cesari ^{23b,23a},

S. Sen ⁵¹, D. Sengupta ⁵⁶, V. Senthilkumar ¹⁶³, L. Serin ⁶⁶, L. Serkin ^{69a,69b}, M. Sessa ^{77a,77b},
 H. Severini ¹²⁰, F. Sforza ^{57b,57a}, A. Sfyra ⁵⁶, E. Shabalina ⁵⁵, R. Shaheen ¹⁴⁴,
 J.D. Shahinian ¹²⁸, D. Shaked Renous ¹⁶⁹, L.Y. Shan ^{14a}, M. Shapiro ^{17a}, A. Sharma ³⁶,
 A.S. Sharma ¹⁶⁴, P. Sharma ⁸⁰, S. Sharma ⁴⁸, P.B. Shatalov ³⁷, K. Shaw ¹⁴⁶, S.M. Shaw ¹⁰¹,
 Q. Shen ^{62c,5}, P. Sherwood ⁹⁶, L. Shi ⁹⁶, C.O. Shimmin ¹⁷², Y. Shimogama ¹⁶⁸, J.D. Shinner ⁹⁵,
 I.P.J. Shipsey ¹²⁶, S. Shirabe ⁶⁰, M. Shiyakova ³⁸, J. Shlomi ¹⁶⁹, M.J. Shochet ³⁹, J. Shojaii ¹⁰⁵,
 D.R. Shope ¹²⁵, S. Shrestha ^{119,an}, E.M. Shrif ^{33g}, M.J. Shroff ¹⁶⁵, P. Sicho ¹³¹,
 A.M. Sickles ¹⁶², E. Sideras Haddad ^{33g}, A. Sidoti ^{23b}, F. Siegert ⁵⁰, Dj. Sijacki ¹⁵,
 R. Sikora ^{85a}, F. Sili ⁹⁰, J.M. Silva ²⁰, M.V. Silva Oliveira ³⁶, S.B. Silverstein ^{47a}, S. Simion ⁶⁶,
 R. Simoniello ³⁶, E.L. Simpson ⁵⁹, H. Simpson ¹⁴⁶, L.R. Simpson ¹⁰⁶, N.D. Simpson ⁹⁸,
 S. Simsek ^{21d}, S. Sindhu ⁵⁵, P. Sinervo ¹⁵⁵, S. Singh ¹⁴², S. Singh ¹⁵⁵, S. Sinha ⁴⁸,
 S. Sinha ^{33g}, M. Sioli ^{23b,23a}, I. Siral ³⁶, S. Yu. Sivoklov ^{37,*}, J. Sjölin ^{47a,47b}, A. Skaf ⁵⁵,
 E. Skorda ⁹⁸, P. Skubic ¹²⁰, M. Slawinska ⁸⁶, V. Smakhtin ¹⁶⁹, B.H. Smart ¹³⁴, J. Smiesko ³⁶,
 S.Yu. Smirnov ³⁷, Y. Smirnov ³⁷, L.N. Smirnova ^{37,a}, O. Smirnova ⁹⁸, A.C. Smith ⁴¹,
 E.A. Smith ³⁹, H.A. Smith ¹²⁶, J.L. Smith ⁹², R. Smith ¹⁴³, M. Smizanska ⁹¹, K. Smolek ¹³²,
 A. Smykiewicz ⁸⁶, A.A. Snesarev ³⁷, H.L. Snoek ¹¹⁴, S. Snyder ²⁹, R. Sobie ^{165,z}, A. Soffer ¹⁵¹,
 C.A. Solans Sanchez ³⁶, E.Yu. Soldatov ³⁷, U. Soldevila ¹⁶³, A.A. Solodkov ³⁷, S. Solomon ⁵⁴,
 A. Soloshenko ³⁸, K. Solovieva ⁵⁴, O.V. Solovyanov ⁴⁰, V. Solovyev ³⁷, P. Sommer ³⁶,
 A. Sonay ¹³, W.Y. Song ^{156b}, J.M. Sonneveld ¹¹⁴, A. Sopczak ¹³², A.L. Sopio ⁹⁶,
 F. Sopkova ^{28b}, V. Sothilingam ^{63a}, S. Sottocornola ⁶⁸, R. Soualah ^{116b}, Z. Soumami ^{35e},
 D. South ⁴⁸, S. Spagnolo ^{70a,70b}, M. Spalla ¹¹⁰, M. Spannowsky^u, D. Sperlich ⁵⁴, G. Spigo ³⁶,
 M. Spina ¹⁴⁶, S. Spinali ⁹¹, D.P. Spiteri ⁵⁹, M. Spousta ¹³³, E.J. Staats ³⁴, A. Stabile ^{71a,71b},
 R. Stamen ^{63a}, M. Stamenkovic ¹¹⁴, A. Stampekis ²⁰, M. Standke ²⁴, E. Stanecka ⁸⁶,
 M.V. Stange ⁵⁰, B. Stanislaus ^{17a}, M.M. Stanitzki ⁴⁸, M. Stankaityte ¹²⁶, B. Stapf ⁴⁸,
 E.A. Starchenko ³⁷, G.H. Stark ¹³⁶, J. Stark ^{102,ad}, D.M. Starke ^{156b}, P. Staroba ¹³¹,
 P. Starovoitov ^{63a}, S. Stärz ¹⁰⁴, R. Staszewski ⁸⁶, G. Stavropoulos ⁴⁶, J. Steentoft ¹⁶¹,
 P. Steinberg ²⁹, B. Stelzer ^{142,156a}, H.J. Stelzer ¹²⁹, O. Stelzer-Chilton ^{156a}, H. Stenzel ⁵⁸,
 T.J. Stevenson ¹⁴⁶, G.A. Stewart ³⁶, J.R. Stewart ¹²¹, M.C. Stockton ³⁶, G. Stoicea ^{27b},
 M. Stolarski ^{130a}, S. Stonjek ¹¹⁰, A. Straessner ⁵⁰, J. Strandberg ¹⁴⁴, S. Strandberg ^{47a,47b},
 M. Strauss ¹²⁰, T. Strebler ¹⁰², P. Strizenec ^{28b}, R. Ströhmer ¹⁶⁶, D.M. Strom ¹²³, L.R. Strom ⁴⁸,
 R. Stroynowski ⁴⁴, A. Strubig ^{47a,47b}, S.A. Stucci ²⁹, B. Stugu ¹⁶, J. Stupak ¹²⁰, N.A. Styles ⁴⁸,
 D. Su ¹⁴³, S. Su ^{62a}, W. Su ^{62d,138,62c}, X. Su ^{62a,66}, K. Sugizaki ¹⁵³, V.V. Sulim ³⁷,
 M.J. Sullivan ⁹², D.M.S. Sultan ^{78a,78b}, L. Sultanaliyeva ³⁷, S. Sultansoy ^{3b}, T. Sumida ⁸⁷,
 S. Sun ¹⁰⁶, S. Sun ¹⁷⁰, O. Sunneborn Gudnadottir ¹⁶¹, M.R. Sutton ¹⁴⁶, M. Svatos ¹³¹,
 M. Swiatlowski ^{156a}, T. Swirski ¹⁶⁶, I. Sykora ^{28a}, M. Sykora ¹³³, T. Sykora ¹³³, D. Ta ¹⁰⁰,
 K. Tackmann ^{48,x}, A. Taffard ¹⁶⁰, R. Tafirout ^{156a}, J.S. Tafoya Vargas ⁶⁶, R.H.M. Taibah ¹²⁷,
 R. Takashima ⁸⁸, E.P. Takeva ⁵², Y. Takubo ⁸³, M. Talby ¹⁰², A.A. Talyshev ³⁷, K.C. Tam ^{64b},
 N.M. Tahir ¹⁵¹, A. Tanaka ¹⁵³, J. Tanaka ¹⁵³, R. Tanaka ⁶⁶, M. Tanasini ^{57b,57a}, J. Tang ^{62c},
 Z. Tao ¹⁶⁴, S. Tapia Araya ^{137f}, S. Tapprogge ¹⁰⁰, A. Tarek Abouelfadl Mohamed ¹⁰⁷,
 S. Tarem ¹⁵⁰, K. Tariq ^{62b}, G. Tarna ^{102,27b}, G.F. Tartarelli ^{71a}, P. Tas ¹³³, M. Tasevsky ¹³¹,
 E. Tassi ^{43b,43a}, A.C. Tate ¹⁶², G. Tateno ¹⁵³, Y. Tayalati ^{35e,y}, G.N. Taylor ¹⁰⁵, W. Taylor ^{156b},
 H. Teagle ⁹², A.S. Tee ¹⁷⁰, R. Teixeira De Lima ¹⁴³, P. Teixeira-Dias ⁹⁵, J.J. Teoh ¹⁵⁵,
 K. Terashi ¹⁵³, J. Terron ⁹⁹, S. Terzo ¹³, M. Testa ⁵³, R.J. Teuscher ^{155,z}, A. Thaler ⁷⁹,
 O. Theiner ⁵⁶, N. Themistokleous ⁵², T. Thevenaux-Pelzer ¹⁰², O. Thielmann ¹⁷¹, D.W. Thomas ⁹⁵,
 J.P. Thomas ²⁰, E.A. Thompson ^{17a}, P.D. Thompson ²⁰, E. Thomson ¹²⁸, E.J. Thorpe ⁹⁴,
 Y. Tian ⁵⁵, V. Tikhomirov ^{37,a}, Yu.A. Tikhonov ³⁷, S. Timoshenko ³⁷, E.X.L. Ting ¹, P. Tipton ¹⁷²,
 S.H. Tlou ^{33g}, A. Tnourji ⁴⁰, K. Todome ^{23b,23a}, S. Todorova-Nova ¹³³, S. Todt ⁵⁰, M. Togawa ⁸³,

J. Tojo ⁸⁹, S. Tokár ^{28a}, K. Tokushuku ⁸³, O. Toldaiev ⁶⁸, R. Tombs ³², M. Tomoto ^{83,111},
 L. Tompkins ^{143,q}, K.W. Topolnicki ^{85b}, P. Tornambe ¹⁰³, E. Torrence ¹²³, H. Torres ⁵⁰,
 E. Torró Pastor ¹⁶³, M. Toscani ³⁰, C. Tosciri ³⁹, M. Tost ¹¹, D.R. Tovey ¹³⁹, A. Traeet ¹⁶,
 I.S. Trandafir ^{27b}, T. Trefzger ¹⁶⁶, A. Tricoli ²⁹, I.M. Trigger ^{156a}, S. Trincaz-Duvoid ¹²⁷,
 D.A. Trischuk ²⁶, B. Trocmé ⁶⁰, C. Troncon ^{71a}, L. Truong ^{33c}, M. Trzebinski ⁸⁶, A. Trzupiek ⁸⁶,
 F. Tsai ¹⁴⁵, M. Tsai ¹⁰⁶, A. Tsiamis ^{152,f}, P.V. Tsiarehka ³⁷, S. Tsigaridas ^{156a}, A. Tsirigotis ^{152,v},
 V. Tsiskaridze ¹⁴⁵, E.G. Tskhadadze ^{149a}, M. Tsopoulou ^{152,f}, Y. Tsujikawa ⁸⁷, I.I. Tsukerman ³⁷,
 V. Tsulaia ^{17a}, S. Tsuno ⁸³, O. Tsur ¹⁵⁰, D. Tsybychev ¹⁴⁵, Y. Tu ^{64b}, A. Tudorache ^{27b},
 V. Tudorache ^{27b}, A.N. Tuna ³⁶, S. Turchikhin ³⁸, I. Turk Cakir ^{3a}, R. Turra ^{71a},
 T. Turtuvshin ^{38,aa}, P.M. Tuts ⁴¹, S. Tzamaras ^{152,f}, P. Tzanis ¹⁰, E. Tzovara ¹⁰⁰, K. Uchida ¹⁵³,
 F. Ukegawa ¹⁵⁷, P.A. Ulloa Poblete ^{137c}, E.N. Umaka ²⁹, G. Unal ³⁶, M. Unal ¹¹, A. Undrus ²⁹,
 G. Unel ¹⁶⁰, J. Urban ^{28b}, P. Urquijo ¹⁰⁵, G. Usai ⁸, R. Ushioda ¹⁵⁴, M. Usman ¹⁰⁸,
 Z. Uysal ^{21b}, L. Vacavant ¹⁰², V. Vacek ¹³², B. Vachon ¹⁰⁴, K.O.H. Vadla ¹²⁵, T. Vafeiadis ³⁶,
 A. Vaitkus ⁹⁶, C. Valderanis ¹⁰⁹, E. Valdes Santurio ^{47a,47b}, M. Valente ^{156a}, S. Valentinetti ^{23b,23a},
 A. Valero ¹⁶³, A. Vallier ^{102,ad}, J.A. Valls Ferrer ¹⁶³, D.R. Van Arneeman ¹¹⁴, T.R. Van Daalen ¹³⁸,
 P. Van Gemmeren ⁶, M. Van Rijnbach ^{125,36}, S. Van Stroud ⁹⁶, I. Van Vulpen ¹¹⁴,
 M. Vanadia ^{76a,76b}, W. Vandelli ³⁶, M. Vandenbroucke ¹³⁵, E.R. Vandewall ¹²¹, D. Vannicola ¹⁵¹,
 L. Vannoli ^{57b,57a}, R. Vari ^{75a}, E.W. Varnes ⁷, C. Varni ^{17a}, T. Varol ¹⁴⁸, D. Varouchas ⁶⁶,
 L. Varriale ¹⁶³, K.E. Varvell ¹⁴⁷, M.E. Vasile ^{27b}, L. Vaslin ⁴⁰, G.A. Vasquez ¹⁶⁵, F. Vazeille ⁴⁰,
 T. Vazquez Schroeder ³⁶, J. Veatch ³¹, V. Vecchio ¹⁰¹, M.J. Veen ¹⁰³, I. Veliscek ¹²⁶,
 L.M. Veloce ¹⁵⁵, F. Veloso ^{130a,130c}, S. Veneziano ^{75a}, A. Ventura ^{70a,70b}, A. Verbytskyi ¹¹⁰,
 M. Verducci ^{74a,74b}, C. Vergis ²⁴, M. Verissimo De Araujo ^{82b}, W. Verkerke ¹¹⁴,
 J.C. Vermeulen ¹¹⁴, C. Vernieri ¹⁴³, P.J. Verschuuren ⁹⁵, M. Vessella ¹⁰³, M.C. Vetterli ^{142,aj},
 A. Vgenopoulos ^{152,f}, N. Viaux Maira ^{137f}, T. Vickey ¹³⁹, O.E. Vickey Boeriu ¹³⁹,
 G.H.A. Viehhauser ¹²⁶, L. Vigani ^{63b}, M. Villa ^{23b,23a}, M. Villaplana Perez ¹⁶³, E.M. Villhauer ⁵²,
 E. Vilucchi ⁵³, M.G. Vinciter ³⁴, G.S. Virdee ²⁰, A. Vishwakarma ⁵², C. Vittori ³⁶,
 I. Vivarelli ¹⁴⁶, V. Vladimirov ¹⁶⁷, E. Voevodina ¹¹⁰, F. Vogel ¹⁰⁹, P. Vokac ¹³², J. Von Ahnen ⁴⁸,
 E. Von Toerne ²⁴, B. Vormwald ³⁶, V. Vorobel ¹³³, K. Vorobev ³⁷, M. Vos ¹⁶³, K. Voss ¹⁴¹,
 J.H. Vossebeld ⁹², M. Vozak ¹¹⁴, L. Vozdecky ⁹⁴, N. Vranjes ¹⁵, M. Vranjes Milosavljevic ¹⁵,
 M. Vreeswijk ¹¹⁴, R. Vuillermet ³⁶, O. Vujinovic ¹⁰⁰, I. Vukotic ³⁹, S. Wada ¹⁵⁷, C. Wagner ¹⁰³,
 J.M. Wagner ^{17a}, W. Wagner ¹⁷¹, S. Wahdan ¹⁷¹, H. Wahlberg ⁹⁰, R. Wakasa ¹⁵⁷,
 M. Wakida ¹¹¹, J. Walder ¹³⁴, R. Walker ¹⁰⁹, W. Walkowiak ¹⁴¹, A.M. Wang ⁶¹, A.Z. Wang ¹⁷⁰,
 C. Wang ¹⁰⁰, C. Wang ^{62c}, H. Wang ^{17a}, J. Wang ^{64a}, R.-J. Wang ¹⁰⁰, R. Wang ⁶¹, R. Wang ⁶,
 S.M. Wang ¹⁴⁸, S. Wang ^{62b}, T. Wang ^{62a}, W.T. Wang ⁸⁰, X. Wang ^{14c}, X. Wang ¹⁶²,
 X. Wang ^{62c}, Y. Wang ^{62d}, Y. Wang ^{14c}, Z. Wang ¹⁰⁶, Z. Wang ^{62d,51,62c}, Z. Wang ¹⁰⁶,
 A. Warburton ¹⁰⁴, R.J. Ward ²⁰, N. Warrack ⁵⁹, A.T. Watson ²⁰, H. Watson ⁵⁹, M.F. Watson ²⁰,
 G. Watts ¹³⁸, B.M. Waugh ⁹⁶, A.F. Webb ¹¹, C. Weber ²⁹, H.A. Weber ¹⁸, M.S. Weber ¹⁹,
 S.M. Weber ^{63a}, C. Wei ^{62a}, Y. Wei ¹²⁶, A.R. Weidberg ¹²⁶, E.J. Weik ¹¹⁷, J. Weingarten ⁴⁹,
 M. Weirich ¹⁰⁰, C. Weiser ⁵⁴, C.J. Wells ⁴⁸, T. Wenaus ²⁹, B. Wendland ⁴⁹, T. Wengler ³⁶,
 N.S. Wenke ¹¹⁰, N. Wermes ²⁴, M. Wessels ^{63a}, K. Whalen ¹²³, A.M. Wharton ⁹¹, A.S. White ⁶¹,
 A. White ⁸, M.J. White ¹, D. Whiteson ¹⁶⁰, L. Wickremasinghe ¹²⁴, W. Wiedenmann ¹⁷⁰,
 C. Wiel ⁵⁰, M. Wielers ¹³⁴, C. Wiglesworth ⁴², L.A.M. Wiik-Fuchs ⁵⁴, D.J. Wilbern ¹²⁰,
 H.G. Wilkens ³⁶, D.M. Williams ⁴¹, H.H. Williams ¹²⁸, S. Williams ³², S. Willocq ¹⁰³,
 P.J. Windischhofer ³⁹, F. Winklmeier ¹²³, B.T. Winter ⁵⁴, J.K. Winter ¹⁰¹, M. Wittgen ¹⁴³,
 M. Wobisch ⁹⁷, R. Wölker ¹²⁶, J. Wollrath ¹⁶⁰, M.W. Wolter ⁸⁶, H. Wolters ^{130a,130c},
 V.W.S. Wong ¹⁶⁴, A.F. Wongel ⁴⁸, S.D. Worm ⁴⁸, B.K. Wosiek ⁸⁶, K.W. Woźniak ⁸⁶,
 K. Wraight ⁵⁹, J. Wu ^{14a,14d}, M. Wu ^{64a}, M. Wu ¹¹³, S.L. Wu ¹⁷⁰, X. Wu ⁵⁶, Y. Wu ^{62a},

Z. Wu ^{135,62a}, J. Wuerzinger ¹¹⁰, T.R. Wyatt ¹⁰¹, B.M. Wynne ⁵², S. Xella ⁴², L. Xia ^{14c}, M. Xia ^{14b}, J. Xiang ^{64c}, X. Xiao ¹⁰⁶, M. Xie ^{62a}, X. Xie ^{62a}, S. Xin ^{14a,14d}, J. Xiong ^{17a}, I. Xiotidis ¹⁴⁶, D. Xu ^{14a}, H. Xu ^{62a}, H. Xu ^{62a}, L. Xu ^{62a}, R. Xu ¹²⁸, T. Xu ¹⁰⁶, Y. Xu ^{14b}, Z. Xu ^{62b}, Z. Xu ^{14a}, B. Yabsley ¹⁴⁷, S. Yacoub ^{33a}, N. Yamaguchi ⁸⁹, Y. Yamaguchi ¹⁵⁴, H. Yamauchi ¹⁵⁷, T. Yamazaki ^{17a}, Y. Yamazaki ⁸⁴, J. Yan ^{62c}, S. Yan ¹²⁶, Z. Yan ²⁵, H.J. Yang ^{62c,62d}, H.T. Yang ^{62a}, S. Yang ^{62a}, T. Yang ^{64c}, X. Yang ^{62a}, X. Yang ^{14a}, Y. Yang ⁴⁴, Y. Yang ^{62a}, Z. Yang ^{62a,106}, W.-M. Yao ^{17a}, Y.C. Yap ⁴⁸, H. Ye ^{14c}, H. Ye ⁵⁵, J. Ye ⁴⁴, S. Ye ²⁹, X. Ye ^{62a}, Y. Yeh ⁹⁶, I. Yeletsikh ³⁸, B.K. Yeo ^{17a}, M.R. Yexley ⁹¹, P. Yin ⁴¹, K. Yorita ¹⁶⁸, S. Younas ^{27b}, C.J.S. Young ⁵⁴, C. Young ¹⁴³, Y. Yu ^{62a}, M. Yuan ¹⁰⁶, R. Yuan ^{62b,1}, L. Yue ⁹⁶, M. Zaazoua ^{35e}, B. Zabinski ⁸⁶, E. Zaid ⁵², T. Zakareishvili ^{149b}, N. Zakharchuk ³⁴, S. Zambito ⁵⁶, J.A. Zamora Saa ^{137d,137b}, J. Zang ¹⁵³, D. Zanzi ⁵⁴, O. Zaplatilek ¹³², C. Zeitnitz ¹⁷¹, J.C. Zeng ¹⁶², D.T. Zenger Jr ²⁶, O. Zenin ³⁷, T. Ženiš ^{28a}, S. Zenz ⁹⁴, S. Zerradi ^{35a}, D. Zerwas ⁶⁶, M. Zhai ^{14a,14d}, B. Zhang ^{14c}, D.F. Zhang ¹³⁹, J. Zhang ^{62b}, J. Zhang ⁶, K. Zhang ^{14a,14d}, L. Zhang ^{14c}, P. Zhang ^{14a,14d}, R. Zhang ¹⁷⁰, S. Zhang ¹⁰⁶, T. Zhang ¹⁵³, X. Zhang ^{62c}, X. Zhang ^{62b}, Y. Zhang ^{62c,5}, Y. Zhang ⁹⁶, Z. Zhang ^{17a}, Z. Zhang ⁶⁶, H. Zhao ¹³⁸, P. Zhao ⁵¹, T. Zhao ^{62b}, Y. Zhao ¹³⁶, Z. Zhao ^{62a}, A. Zhemchugov ³⁸, X. Zheng ^{62a}, Z. Zheng ¹⁴³, D. Zhong ¹⁶², B. Zhou ¹⁰⁶, C. Zhou ¹⁷⁰, H. Zhou ⁷, N. Zhou ^{62c}, Y. Zhou ⁷, C.G. Zhu ^{62b}, H.L. Zhu ^{62a}, J. Zhu ¹⁰⁶, Y. Zhu ^{62c}, Y. Zhu ^{62a}, X. Zhuang ^{14a}, K. Zhukov ³⁷, V. Zhulanov ³⁷, N.I. Zimine ³⁸, J. Zinsser ^{63b}, M. Ziolkowski ¹⁴¹, L. Živković ¹⁵, A. Zoccoli ^{23b,23a}, K. Zoch ⁵⁶, T.G. Zorbas ¹³⁹, O. Zormpa ⁴⁶, W. Zou ⁴¹, L. Zwalinski ³⁶.

¹Department of Physics, University of Adelaide, Adelaide; Australia.

²Department of Physics, University of Alberta, Edmonton AB; Canada.

^{3(a)}Department of Physics, Ankara University, Ankara; ^(b)Division of Physics, TOBB University of Economics and Technology, Ankara; Türkiye.

⁴LAPP, Université Savoie Mont Blanc, CNRS/IN2P3, Annecy; France.

⁵APC, Université Paris Cité, CNRS/IN2P3, Paris; France.

⁶High Energy Physics Division, Argonne National Laboratory, Argonne IL; United States of America.

⁷Department of Physics, University of Arizona, Tucson AZ; United States of America.

⁸Department of Physics, University of Texas at Arlington, Arlington TX; United States of America.

⁹Physics Department, National and Kapodistrian University of Athens, Athens; Greece.

¹⁰Physics Department, National Technical University of Athens, Zografou; Greece.

¹¹Department of Physics, University of Texas at Austin, Austin TX; United States of America.

¹²Institute of Physics, Azerbaijan Academy of Sciences, Baku; Azerbaijan.

¹³Institut de Física d'Altes Energies (IFAE), Barcelona Institute of Science and Technology, Barcelona; Spain.

^{14(a)}Institute of High Energy Physics, Chinese Academy of Sciences, Beijing; ^(b)Physics Department, Tsinghua University, Beijing; ^(c)Department of Physics, Nanjing University, Nanjing; ^(d)University of Chinese Academy of Science (UCAS), Beijing; China.

¹⁵Institute of Physics, University of Belgrade, Belgrade; Serbia.

¹⁶Department for Physics and Technology, University of Bergen, Bergen; Norway.

^{17(a)}Physics Division, Lawrence Berkeley National Laboratory, Berkeley CA; ^(b)University of California, Berkeley CA; United States of America.

¹⁸Institut für Physik, Humboldt Universität zu Berlin, Berlin; Germany.

¹⁹Albert Einstein Center for Fundamental Physics and Laboratory for High Energy Physics, University of Bern, Bern; Switzerland.

- ²⁰School of Physics and Astronomy, University of Birmingham, Birmingham; United Kingdom.
- ²¹(^a) Department of Physics, Bogazici University, Istanbul; (^b) Department of Physics Engineering, Gaziantep University, Gaziantep; (^c) Department of Physics, Istanbul University, Istanbul; (^d) Istinye University, Sariyer, Istanbul; Türkiye.
- ²²(^a) Facultad de Ciencias y Centro de Investigaciones, Universidad Antonio Nariño, Bogotá; (^b) Departamento de Física, Universidad Nacional de Colombia, Bogotá; Colombia.
- ²³(^a) Dipartimento di Fisica e Astronomia A. Righi, Università di Bologna, Bologna; (^b) INFN Sezione di Bologna; Italy.
- ²⁴Physikalisches Institut, Universität Bonn, Bonn; Germany.
- ²⁵Department of Physics, Boston University, Boston MA; United States of America.
- ²⁶Department of Physics, Brandeis University, Waltham MA; United States of America.
- ²⁷(^a) Transilvania University of Brasov, Brasov; (^b) Horia Hulubei National Institute of Physics and Nuclear Engineering, Bucharest; (^c) Department of Physics, Alexandru Ioan Cuza University of Iasi, Iasi; (^d) National Institute for Research and Development of Isotopic and Molecular Technologies, Physics Department, Cluj-Napoca; (^e) University Politehnica Bucharest, Bucharest; (^f) West University in Timisoara, Timisoara; (^g) Faculty of Physics, University of Bucharest, Bucharest; Romania.
- ²⁸(^a) Faculty of Mathematics, Physics and Informatics, Comenius University, Bratislava; (^b) Department of Subnuclear Physics, Institute of Experimental Physics of the Slovak Academy of Sciences, Kosice; Slovak Republic.
- ²⁹Physics Department, Brookhaven National Laboratory, Upton NY; United States of America.
- ³⁰Universidad de Buenos Aires, Facultad de Ciencias Exactas y Naturales, Departamento de Física, y CONICET, Instituto de Física de Buenos Aires (IFIBA), Buenos Aires; Argentina.
- ³¹California State University, CA; United States of America.
- ³²Cavendish Laboratory, University of Cambridge, Cambridge; United Kingdom.
- ³³(^a) Department of Physics, University of Cape Town, Cape Town; (^b) iThemba Labs, Western Cape; (^c) Department of Mechanical Engineering Science, University of Johannesburg, Johannesburg; (^d) National Institute of Physics, University of the Philippines Diliman (Philippines); (^e) University of South Africa, Department of Physics, Pretoria; (^f) University of Zululand, KwaDlangezwa; (^g) School of Physics, University of the Witwatersrand, Johannesburg; South Africa.
- ³⁴Department of Physics, Carleton University, Ottawa ON; Canada.
- ³⁵(^a) Faculté des Sciences Ain Chock, Réseau Universitaire de Physique des Hautes Energies - Université Hassan II, Casablanca; (^b) Faculté des Sciences, Université Ibn-Tofail, Kénitra; (^c) Faculté des Sciences Semlalia, Université Cadi Ayyad, LPHEA-Marrakech; (^d) LPMR, Faculté des Sciences, Université Mohamed Premier, Oujda; (^e) Faculté des sciences, Université Mohammed V, Rabat; (^f) Institute of Applied Physics, Mohammed VI Polytechnic University, Ben Guerir; Morocco.
- ³⁶CERN, Geneva; Switzerland.
- ³⁷Affiliated with an institute covered by a cooperation agreement with CERN.
- ³⁸Affiliated with an international laboratory covered by a cooperation agreement with CERN.
- ³⁹Enrico Fermi Institute, University of Chicago, Chicago IL; United States of America.
- ⁴⁰LPC, Université Clermont Auvergne, CNRS/IN2P3, Clermont-Ferrand; France.
- ⁴¹Nevis Laboratory, Columbia University, Irvington NY; United States of America.
- ⁴²Niels Bohr Institute, University of Copenhagen, Copenhagen; Denmark.
- ⁴³(^a) Dipartimento di Fisica, Università della Calabria, Rende; (^b) INFN Gruppo Collegato di Cosenza, Laboratori Nazionali di Frascati; Italy.
- ⁴⁴Physics Department, Southern Methodist University, Dallas TX; United States of America.
- ⁴⁵Physics Department, University of Texas at Dallas, Richardson TX; United States of America.
- ⁴⁶National Centre for Scientific Research "Demokritos", Agia Paraskevi; Greece.

- ^{47(a)} Department of Physics, Stockholm University; ^(b) Oskar Klein Centre, Stockholm; Sweden.
- ⁴⁸ Deutsches Elektronen-Synchrotron DESY, Hamburg and Zeuthen; Germany.
- ⁴⁹ Fakultät Physik, Technische Universität Dortmund, Dortmund; Germany.
- ⁵⁰ Institut für Kern- und Teilchenphysik, Technische Universität Dresden, Dresden; Germany.
- ⁵¹ Department of Physics, Duke University, Durham NC; United States of America.
- ⁵² SUPA - School of Physics and Astronomy, University of Edinburgh, Edinburgh; United Kingdom.
- ⁵³ INFN e Laboratori Nazionali di Frascati, Frascati; Italy.
- ⁵⁴ Physikalisches Institut, Albert-Ludwigs-Universität Freiburg, Freiburg; Germany.
- ⁵⁵ II. Physikalisches Institut, Georg-August-Universität Göttingen, Göttingen; Germany.
- ⁵⁶ Département de Physique Nucléaire et Corpusculaire, Université de Genève, Genève; Switzerland.
- ^{57(a)} Dipartimento di Fisica, Università di Genova, Genova; ^(b) INFN Sezione di Genova; Italy.
- ⁵⁸ II. Physikalisches Institut, Justus-Liebig-Universität Giessen, Giessen; Germany.
- ⁵⁹ SUPA - School of Physics and Astronomy, University of Glasgow, Glasgow; United Kingdom.
- ⁶⁰ LPSC, Université Grenoble Alpes, CNRS/IN2P3, Grenoble INP, Grenoble; France.
- ⁶¹ Laboratory for Particle Physics and Cosmology, Harvard University, Cambridge MA; United States of America.
- ^{62(a)} Department of Modern Physics and State Key Laboratory of Particle Detection and Electronics, University of Science and Technology of China, Hefei; ^(b) Institute of Frontier and Interdisciplinary Science and Key Laboratory of Particle Physics and Particle Irradiation (MOE), Shandong University, Qingdao; ^(c) School of Physics and Astronomy, Shanghai Jiao Tong University, Key Laboratory for Particle Astrophysics and Cosmology (MOE), SKLPPC, Shanghai; ^(d) Tsung-Dao Lee Institute, Shanghai; China.
- ^{63(a)} Kirchhoff-Institut für Physik, Ruprecht-Karls-Universität Heidelberg, Heidelberg; ^(b) Physikalisches Institut, Ruprecht-Karls-Universität Heidelberg, Heidelberg; Germany.
- ^{64(a)} Department of Physics, Chinese University of Hong Kong, Shatin, N.T., Hong Kong; ^(b) Department of Physics, University of Hong Kong, Hong Kong; ^(c) Department of Physics and Institute for Advanced Study, Hong Kong University of Science and Technology, Clear Water Bay, Kowloon, Hong Kong; China.
- ⁶⁵ Department of Physics, National Tsing Hua University, Hsinchu; Taiwan.
- ⁶⁶ IJCLab, Université Paris-Saclay, CNRS/IN2P3, 91405, Orsay; France.
- ⁶⁷ Centro Nacional de Microelectrónica (IMB-CNM-CSIC), Barcelona; Spain.
- ⁶⁸ Department of Physics, Indiana University, Bloomington IN; United States of America.
- ^{69(a)} INFN Gruppo Collegato di Udine, Sezione di Trieste, Udine; ^(b) ICTP, Trieste; ^(c) Dipartimento Politecnico di Ingegneria e Architettura, Università di Udine, Udine; Italy.
- ^{70(a)} INFN Sezione di Lecce; ^(b) Dipartimento di Matematica e Fisica, Università del Salento, Lecce; Italy.
- ^{71(a)} INFN Sezione di Milano; ^(b) Dipartimento di Fisica, Università di Milano, Milano; Italy.
- ^{72(a)} INFN Sezione di Napoli; ^(b) Dipartimento di Fisica, Università di Napoli, Napoli; Italy.
- ^{73(a)} INFN Sezione di Pavia; ^(b) Dipartimento di Fisica, Università di Pavia, Pavia; Italy.
- ^{74(a)} INFN Sezione di Pisa; ^(b) Dipartimento di Fisica E. Fermi, Università di Pisa, Pisa; Italy.
- ^{75(a)} INFN Sezione di Roma; ^(b) Dipartimento di Fisica, Sapienza Università di Roma, Roma; Italy.
- ^{76(a)} INFN Sezione di Roma Tor Vergata; ^(b) Dipartimento di Fisica, Università di Roma Tor Vergata, Roma; Italy.
- ^{77(a)} INFN Sezione di Roma Tre; ^(b) Dipartimento di Matematica e Fisica, Università Roma Tre, Roma; Italy.
- ^{78(a)} INFN-TIFPA; ^(b) Università degli Studi di Trento, Trento; Italy.
- ⁷⁹ Universität Innsbruck, Department of Astro and Particle Physics, Innsbruck; Austria.
- ⁸⁰ University of Iowa, Iowa City IA; United States of America.
- ⁸¹ Department of Physics and Astronomy, Iowa State University, Ames IA; United States of America.
- ^{82(a)} Departamento de Engenharia Elétrica, Universidade Federal de Juiz de Fora (UFJF), Juiz de

- Fora;^(b) Universidade Federal do Rio De Janeiro COPPE/EE/IF, Rio de Janeiro;^(c) Instituto de Física, Universidade de São Paulo, São Paulo;^(d) Rio de Janeiro State University, Rio de Janeiro; Brazil.
- ⁸³ KEK, High Energy Accelerator Research Organization, Tsukuba; Japan.
- ⁸⁴ Graduate School of Science, Kobe University, Kobe; Japan.
- ⁸⁵(^a) AGH University of Science and Technology, Faculty of Physics and Applied Computer Science, Krakow;^(b) Marian Smoluchowski Institute of Physics, Jagiellonian University, Krakow; Poland.
- ⁸⁶ Institute of Nuclear Physics Polish Academy of Sciences, Krakow; Poland.
- ⁸⁷ Faculty of Science, Kyoto University, Kyoto; Japan.
- ⁸⁸ Kyoto University of Education, Kyoto; Japan.
- ⁸⁹ Research Center for Advanced Particle Physics and Department of Physics, Kyushu University, Fukuoka ; Japan.
- ⁹⁰ Instituto de Física La Plata, Universidad Nacional de La Plata and CONICET, La Plata; Argentina.
- ⁹¹ Physics Department, Lancaster University, Lancaster; United Kingdom.
- ⁹² Oliver Lodge Laboratory, University of Liverpool, Liverpool; United Kingdom.
- ⁹³ Department of Experimental Particle Physics, Jožef Stefan Institute and Department of Physics, University of Ljubljana, Ljubljana; Slovenia.
- ⁹⁴ School of Physics and Astronomy, Queen Mary University of London, London; United Kingdom.
- ⁹⁵ Department of Physics, Royal Holloway University of London, Egham; United Kingdom.
- ⁹⁶ Department of Physics and Astronomy, University College London, London; United Kingdom.
- ⁹⁷ Louisiana Tech University, Ruston LA; United States of America.
- ⁹⁸ Fysiska institutionen, Lunds universitet, Lund; Sweden.
- ⁹⁹ Departamento de Física Teórica C-15 and CIAFF, Universidad Autónoma de Madrid, Madrid; Spain.
- ¹⁰⁰ Institut für Physik, Universität Mainz, Mainz; Germany.
- ¹⁰¹ School of Physics and Astronomy, University of Manchester, Manchester; United Kingdom.
- ¹⁰² CPPM, Aix-Marseille Université, CNRS/IN2P3, Marseille; France.
- ¹⁰³ Department of Physics, University of Massachusetts, Amherst MA; United States of America.
- ¹⁰⁴ Department of Physics, McGill University, Montreal QC; Canada.
- ¹⁰⁵ School of Physics, University of Melbourne, Victoria; Australia.
- ¹⁰⁶ Department of Physics, University of Michigan, Ann Arbor MI; United States of America.
- ¹⁰⁷ Department of Physics and Astronomy, Michigan State University, East Lansing MI; United States of America.
- ¹⁰⁸ Group of Particle Physics, University of Montreal, Montreal QC; Canada.
- ¹⁰⁹ Fakultät für Physik, Ludwig-Maximilians-Universität München, München; Germany.
- ¹¹⁰ Max-Planck-Institut für Physik (Werner-Heisenberg-Institut), München; Germany.
- ¹¹¹ Graduate School of Science and Kobayashi-Maskawa Institute, Nagoya University, Nagoya; Japan.
- ¹¹² Department of Physics and Astronomy, University of New Mexico, Albuquerque NM; United States of America.
- ¹¹³ Institute for Mathematics, Astrophysics and Particle Physics, Radboud University/Nikhef, Nijmegen; Netherlands.
- ¹¹⁴ Nikhef National Institute for Subatomic Physics and University of Amsterdam, Amsterdam; Netherlands.
- ¹¹⁵ Department of Physics, Northern Illinois University, DeKalb IL; United States of America.
- ¹¹⁶(^a) New York University Abu Dhabi, Abu Dhabi;^(b) University of Sharjah, Sharjah; United Arab Emirates.
- ¹¹⁷ Department of Physics, New York University, New York NY; United States of America.
- ¹¹⁸ Ochanomizu University, Otsuka, Bunkyo-ku, Tokyo; Japan.
- ¹¹⁹ Ohio State University, Columbus OH; United States of America.

- ¹²⁰Homer L. Dodge Department of Physics and Astronomy, University of Oklahoma, Norman OK; United States of America.
- ¹²¹Department of Physics, Oklahoma State University, Stillwater OK; United States of America.
- ¹²²Palacký University, Joint Laboratory of Optics, Olomouc; Czech Republic.
- ¹²³Institute for Fundamental Science, University of Oregon, Eugene, OR; United States of America.
- ¹²⁴Graduate School of Science, Osaka University, Osaka; Japan.
- ¹²⁵Department of Physics, University of Oslo, Oslo; Norway.
- ¹²⁶Department of Physics, Oxford University, Oxford; United Kingdom.
- ¹²⁷LPNHE, Sorbonne Université, Université Paris Cité, CNRS/IN2P3, Paris; France.
- ¹²⁸Department of Physics, University of Pennsylvania, Philadelphia PA; United States of America.
- ¹²⁹Department of Physics and Astronomy, University of Pittsburgh, Pittsburgh PA; United States of America.
- ¹³⁰(^a) Laboratório de Instrumentação e Física Experimental de Partículas - LIP, Lisboa; (^b) Departamento de Física, Faculdade de Ciências, Universidade de Lisboa, Lisboa; (^c) Departamento de Física, Universidade de Coimbra, Coimbra; (^d) Centro de Física Nuclear da Universidade de Lisboa, Lisboa; (^e) Departamento de Física, Universidade do Minho, Braga; (^f) Departamento de Física Teórica y del Cosmos, Universidad de Granada, Granada (Spain); (^g) Departamento de Física, Instituto Superior Técnico, Universidade de Lisboa, Lisboa; Portugal.
- ¹³¹Institute of Physics of the Czech Academy of Sciences, Prague; Czech Republic.
- ¹³²Czech Technical University in Prague, Prague; Czech Republic.
- ¹³³Charles University, Faculty of Mathematics and Physics, Prague; Czech Republic.
- ¹³⁴Particle Physics Department, Rutherford Appleton Laboratory, Didcot; United Kingdom.
- ¹³⁵IRFU, CEA, Université Paris-Saclay, Gif-sur-Yvette; France.
- ¹³⁶Santa Cruz Institute for Particle Physics, University of California Santa Cruz, Santa Cruz CA; United States of America.
- ¹³⁷(^a) Departamento de Física, Pontificia Universidad Católica de Chile, Santiago; (^b) Millennium Institute for Subatomic physics at high energy frontier (SAPHIR), Santiago; (^c) Instituto de Investigación Multidisciplinario en Ciencia y Tecnología, y Departamento de Física, Universidad de La Serena; (^d) Universidad Andres Bello, Department of Physics, Santiago; (^e) Instituto de Alta Investigación, Universidad de Tarapacá, Arica; (^f) Departamento de Física, Universidad Técnica Federico Santa María, Valparaíso; Chile.
- ¹³⁸Department of Physics, University of Washington, Seattle WA; United States of America.
- ¹³⁹Department of Physics and Astronomy, University of Sheffield, Sheffield; United Kingdom.
- ¹⁴⁰Department of Physics, Shinshu University, Nagano; Japan.
- ¹⁴¹Department Physik, Universität Siegen, Siegen; Germany.
- ¹⁴²Department of Physics, Simon Fraser University, Burnaby BC; Canada.
- ¹⁴³SLAC National Accelerator Laboratory, Stanford CA; United States of America.
- ¹⁴⁴Department of Physics, Royal Institute of Technology, Stockholm; Sweden.
- ¹⁴⁵Departments of Physics and Astronomy, Stony Brook University, Stony Brook NY; United States of America.
- ¹⁴⁶Department of Physics and Astronomy, University of Sussex, Brighton; United Kingdom.
- ¹⁴⁷School of Physics, University of Sydney, Sydney; Australia.
- ¹⁴⁸Institute of Physics, Academia Sinica, Taipei; Taiwan.
- ¹⁴⁹(^a) E. Andronikashvili Institute of Physics, Iv. Javakhishvili Tbilisi State University, Tbilisi; (^b) High Energy Physics Institute, Tbilisi State University, Tbilisi; (^c) University of Georgia, Tbilisi; Georgia.
- ¹⁵⁰Department of Physics, Technion, Israel Institute of Technology, Haifa; Israel.
- ¹⁵¹Raymond and Beverly Sackler School of Physics and Astronomy, Tel Aviv University, Tel Aviv; Israel.

- ¹⁵²Department of Physics, Aristotle University of Thessaloniki, Thessaloniki; Greece.
- ¹⁵³International Center for Elementary Particle Physics and Department of Physics, University of Tokyo, Tokyo; Japan.
- ¹⁵⁴Department of Physics, Tokyo Institute of Technology, Tokyo; Japan.
- ¹⁵⁵Department of Physics, University of Toronto, Toronto ON; Canada.
- ¹⁵⁶(^a) TRIUMF, Vancouver BC; (^b) Department of Physics and Astronomy, York University, Toronto ON; Canada.
- ¹⁵⁷Division of Physics and Tomonaga Center for the History of the Universe, Faculty of Pure and Applied Sciences, University of Tsukuba, Tsukuba; Japan.
- ¹⁵⁸Department of Physics and Astronomy, Tufts University, Medford MA; United States of America.
- ¹⁵⁹United Arab Emirates University, Al Ain; United Arab Emirates.
- ¹⁶⁰Department of Physics and Astronomy, University of California Irvine, Irvine CA; United States of America.
- ¹⁶¹Department of Physics and Astronomy, University of Uppsala, Uppsala; Sweden.
- ¹⁶²Department of Physics, University of Illinois, Urbana IL; United States of America.
- ¹⁶³Instituto de Física Corpuscular (IFIC), Centro Mixto Universidad de Valencia - CSIC, Valencia; Spain.
- ¹⁶⁴Department of Physics, University of British Columbia, Vancouver BC; Canada.
- ¹⁶⁵Department of Physics and Astronomy, University of Victoria, Victoria BC; Canada.
- ¹⁶⁶Fakultät für Physik und Astronomie, Julius-Maximilians-Universität Würzburg, Würzburg; Germany.
- ¹⁶⁷Department of Physics, University of Warwick, Coventry; United Kingdom.
- ¹⁶⁸Waseda University, Tokyo; Japan.
- ¹⁶⁹Department of Particle Physics and Astrophysics, Weizmann Institute of Science, Rehovot; Israel.
- ¹⁷⁰Department of Physics, University of Wisconsin, Madison WI; United States of America.
- ¹⁷¹Fakultät für Mathematik und Naturwissenschaften, Fachgruppe Physik, Bergische Universität Wuppertal, Wuppertal; Germany.
- ¹⁷²Department of Physics, Yale University, New Haven CT; United States of America.
- ^a Also Affiliated with an institute covered by a cooperation agreement with CERN.
- ^b Also at An-Najah National University, Nablus; Palestine.
- ^c Also at Borough of Manhattan Community College, City University of New York, New York NY; United States of America.
- ^d Also at Bruno Kessler Foundation, Trento; Italy.
- ^e Also at Center for High Energy Physics, Peking University; China.
- ^f Also at Center for Interdisciplinary Research and Innovation (CIRI-AUTH), Thessaloniki ; Greece.
- ^g Also at Centro Studi e Ricerche Enrico Fermi; Italy.
- ^h Also at CERN, Geneva; Switzerland.
- ⁱ Also at Département de Physique Nucléaire et Corpusculaire, Université de Genève, Genève; Switzerland.
- ^j Also at Departament de Física de la Universitat Autònoma de Barcelona, Barcelona; Spain.
- ^k Also at Department of Financial and Management Engineering, University of the Aegean, Chios; Greece.
- ^l Also at Department of Physics and Astronomy, Michigan State University, East Lansing MI; United States of America.
- ^m Also at Department of Physics, Ben Gurion University of the Negev, Beer Sheva; Israel.
- ⁿ Also at Department of Physics, California State University, East Bay; United States of America.
- ^o Also at Department of Physics, California State University, Sacramento; United States of America.
- ^p Also at Department of Physics, King's College London, London; United Kingdom.
- ^q Also at Department of Physics, Stanford University, Stanford CA; United States of America.
- ^r Also at Department of Physics, University of Fribourg, Fribourg; Switzerland.
- ^s Also at Department of Physics, University of Thessaly; Greece.

- ^t Also at Department of Physics, Westmont College, Santa Barbara; United States of America.
- ^u Associated at Durham University, IPPP, Durham; United Kingdom.
- ^v Also at Hellenic Open University, Patras; Greece.
- ^w Also at Institutio Catalana de Recerca i Estudis Avancats, ICREA, Barcelona; Spain.
- ^x Also at Institut für Experimentalphysik, Universität Hamburg, Hamburg; Germany.
- ^y Also at Institute of Applied Physics, Mohammed VI Polytechnic University, Ben Guerir; Morocco.
- ^z Also at Institute of Particle Physics (IPP); Canada.
- ^{aa} Also at Institute of Physics and Technology, Ulaanbaatar; Mongolia.
- ^{ab} Also at Institute of Physics, Azerbaijan Academy of Sciences, Baku; Azerbaijan.
- ^{ac} Also at Institute of Theoretical Physics, Iliia State University, Tbilisi; Georgia.
- ^{ad} Also at L2IT, Université de Toulouse, CNRS/IN2P3, UPS, Toulouse; France.
- ^{ae} Also at Lawrence Livermore National Laboratory, Livermore; United States of America.
- ^{af} Also at National Institute of Physics, University of the Philippines Diliman (Philippines); Philippines.
- ^{ag} Associated at SUPA - School of Physics and Astronomy, University of Glasgow, Glasgow; United Kingdom.
- ^{ah} Also at Technical University of Munich, Munich; Germany.
- ^{ai} Also at The Collaborative Innovation Center of Quantum Matter (CICQM), Beijing; China.
- ^{aj} Also at TRIUMF, Vancouver BC; Canada.
- ^{ak} Also at Università di Napoli Parthenope, Napoli; Italy.
- ^{al} Also at University of Chinese Academy of Sciences (UCAS), Beijing; China.
- ^{am} Also at University of Colorado Boulder, Department of Physics, Colorado; United States of America.
- ^{an} Also at Washington College, Maryland; United States of America.
- ^{ao} Also at Yeditepe University, Physics Department, Istanbul; Türkiye.
- * Deceased