



Measurement of the W -boson mass in pp collisions at $\sqrt{s} = 7$ TeV with the ATLAS detector

The ATLAS Collaboration

A measurement of the mass of the W boson is presented based on proton–proton collision data recorded in 2011 at a centre-of-mass energy of 7 TeV with the ATLAS detector at the LHC, and corresponding to 4.6 fb^{-1} of integrated luminosity. The selected data sample consists of 7.8×10^6 candidates in the $W \rightarrow \mu\nu$ channel and 5.9×10^6 candidates in the $W \rightarrow e\nu$ channel. The W -boson mass is obtained from template fits to the reconstructed distributions of the charged lepton transverse momentum and of the W boson transverse mass in the electron and muon decay channels, yielding

$$\begin{aligned} m_W &= 80370 \pm 7 \text{ (stat.)} \pm 11 \text{ (exp. syst.)} \pm 14 \text{ (mod. syst.) MeV} \\ &= 80370 \pm 19 \text{ MeV,} \end{aligned}$$

where the first uncertainty is statistical, the second corresponds to the experimental systematic uncertainty, and the third to the physics-modelling systematic uncertainty. A measurement of the mass difference between the W^+ and W^- bosons yields $m_{W^+} - m_{W^-} = -29 \pm 28 \text{ MeV}$.

1 Introduction

The Standard Model (SM) of particle physics describes the electroweak interactions as being mediated by the W boson, the Z boson, and the photon, in a gauge theory based on the $SU(2)_L \times U(1)_Y$ symmetry [1–3]. The theory incorporates the observed masses of the W and Z bosons through a symmetry-breaking mechanism. In the SM, this mechanism relies on the interaction of the gauge bosons with a scalar doublet field and implies the existence of an additional physical state known as the Higgs boson [4–7]. The existence of the W and Z bosons was first established at the CERN SPS in 1983 [8–11], and the LHC collaborations ATLAS and CMS reported the discovery of the Higgs boson in 2012 [12, 13].

At lowest order in the electroweak theory, the W -boson mass, m_W , can be expressed solely as a function of the Z -boson mass, m_Z , the fine-structure constant, α , and the Fermi constant, G_μ . Higher-order corrections introduce an additional dependence of the W -boson mass on the gauge couplings and the masses of the heavy particles of the SM. The mass of the W boson can be expressed in terms of the other SM parameters as follows:

$$m_W^2 \left(1 - \frac{m_W^2}{m_Z^2} \right) = \frac{\pi\alpha}{\sqrt{2}G_\mu} (1 + \Delta r),$$

where Δr incorporates the effect of higher-order corrections [14, 15]. In the SM, Δr is in particular sensitive to the top-quark and Higgs-boson masses; in extended theories, Δr receives contributions from additional particles and interactions. These effects can be probed by comparing the measured and predicted values of m_W . In the context of global fits to the SM parameters, constraints on physics beyond the SM are currently limited by the W -boson mass measurement precision [16]. Improving the precision of the measurement of m_W is therefore of high importance for testing the overall consistency of the SM.

Previous measurements of the mass of the W boson were performed at the CERN SPS proton–antiproton ($p\bar{p}$) collider with the UA1 and UA2 experiments [17, 18] at centre-of-mass energies of $\sqrt{s} = 546$ GeV and $\sqrt{s} = 630$ GeV, at the Tevatron $p\bar{p}$ collider with the CDF and D0 detectors at $\sqrt{s} = 1.8$ TeV [19–21] and $\sqrt{s} = 1.96$ TeV [22–24], and at the LEP electron–positron collider by the ALEPH, DELPHI, L3, and OPAL collaborations at $\sqrt{s} = 161$ – 209 GeV [25–28]. The current Particle Data Group world average value of $m_W = 80385 \pm 15$ MeV [29] is dominated by the CDF and D0 measurements performed at $\sqrt{s} = 1.96$ TeV. Given the precisely measured values of α , G_μ and m_Z , and taking recent top-quark and Higgs-boson mass measurements, the SM prediction of m_W is $m_W = 80358 \pm 8$ MeV in Ref. [16] and $m_W = 80362 \pm 8$ MeV in Ref. [30]. The SM prediction uncertainty of 8 MeV represents a target for the precision of future measurements of m_W .

At hadron colliders, the W -boson mass can be determined in Drell–Yan production [31] from $W \rightarrow \ell\nu$ decays, where ℓ is an electron or muon. The mass of the W boson is extracted from the Jacobian edges of the final-state kinematic distributions, measured in the plane perpendicular to the beam direction. Sensitive observables include the transverse momenta of the charged lepton and neutrino and the W -boson transverse mass.

The ATLAS and CMS experiments benefit from large signal and calibration samples. The numbers of selected W - and Z -boson events, collected in a sample corresponding to approximately 4.6 fb^{-1} of integrated luminosity at a centre-of-mass energy of 7 TeV, are of the order of 10^7 for the $W \rightarrow \ell\nu$, and of the order of 10^6 for the $Z \rightarrow \ell\ell$ processes. The available data sample is therefore larger by an order of magnitude compared to the corresponding samples used for the CDF and D0 measurements. Given the

precisely measured value of the Z -boson mass [32] and the clean leptonic final state, the $Z \rightarrow \ell\ell$ processes provide the primary constraints for detector calibration, physics modelling, and validation of the analysis strategy. The sizes of these samples correspond to a statistical uncertainty smaller than 10 MeV in the measurement of the W -boson mass.

Measurements of m_W at the LHC are affected by significant complications related to the strong interaction. In particular, in proton–proton (pp) collisions at $\sqrt{s} = 7$ TeV, approximately 25% of the inclusive W -boson production rate is induced by at least one second-generation quark, s or c , in the initial state. The amount of heavy-quark-initiated production has implications for the W -boson rapidity and transverse-momentum distributions [33]. As a consequence, the measurement of the W -boson mass is sensitive to the strange-quark and charm-quark parton distribution functions (PDFs) of the proton. In contrast, second-generation quarks contribute only to approximately 5% of the overall W -boson production rate at the Tevatron. Other important aspects of the measurement of the W -boson mass are the theoretical description of electroweak corrections, in particular the modelling of photon radiation from the W - and Z -boson decay leptons, and the modelling of the relative fractions of helicity cross sections in the Drell–Yan processes [34].

This paper is structured as follows. Section 2 presents an overview of the measurement strategy. Section 3 describes the ATLAS detector. Section 4 describes the data and simulation samples used for the measurement. Section 5 describes the object reconstruction and the event selection. Section 6 summarises the modelling of vector-boson production and decay, with emphasis on the QCD effects outlined above. Sections 7 and 8 are dedicated to the electron, muon, and recoil calibration procedures. Section 9 presents a set of validation tests of the measurement procedure, performed using the Z -boson event sample. Section 10 describes the analysis of the W -boson sample. Section 11 presents the extraction of m_W . The results are summarised in Section 12.

2 Measurement overview

This section provides the definition of the observables used in the analysis, an overview of the measurement strategy for the determination of the mass of the W boson, and a description of the methodology used to estimate the systematic uncertainties.

2.1 Observable definitions

ATLAS uses a right-handed coordinate system with its origin at the nominal interaction point (IP) in the centre of the detector and the z -axis along the beam pipe. The x -axis points from the IP to the centre of the LHC ring, and the y -axis points upward. Cylindrical coordinates (r, ϕ) are used in the transverse plane, ϕ being the azimuth around the z -axis. The pseudorapidity is defined in terms of the polar angle θ as $\eta = -\ln \tan(\theta/2)$.

The kinematic properties of charged leptons from W - and Z -boson decays are characterised by the measured transverse momentum, p_T^ℓ , pseudorapidity, η_ℓ , and azimuth, ϕ_ℓ . The mass of the lepton, m_ℓ , completes the four-vector. For Z -boson events, the invariant mass, $m_{\ell\ell}$, the rapidity, $y_{\ell\ell}$, and the transverse momentum, $p_T^{\ell\ell}$, are obtained by combining the four-momenta of the decay-lepton pair.

The recoil in the transverse plane, \vec{u}_T , is reconstructed from the vector sum of the transverse energy of all clusters reconstructed in the calorimeters (Section 3), excluding energy deposits associated with the decay leptons. It is defined as:

$$\vec{u}_T = \sum_i \vec{E}_{T,i},$$

where $\vec{E}_{T,i}$ is the vector of the transverse energy of cluster i . The transverse-energy vector of a cluster has magnitude $E_T = E/\cosh\eta$, with the energy deposit of the cluster E and its pseudorapidity η . The azimuth ϕ of the transverse-energy vector is defined from the coordinates of the cluster in the transverse plane. In W - and Z -boson events, $-\vec{u}_T$ provides an estimate of the boson transverse momentum. The related quantities u_x and u_y are the projections of the recoil onto the axes of the transverse plane in the ATLAS coordinate system. In Z -boson events, u_{\parallel}^Z and u_{\perp}^Z represent the projections of the recoil onto the axes parallel and perpendicular to the Z -boson transverse momentum reconstructed from the decay-lepton pair. Whereas u_{\parallel}^Z can be compared to $-p_T^{\ell\ell}$ and probes the detector response to the recoil in terms of linearity and resolution, the u_{\perp}^Z distribution satisfies $\langle u_{\perp}^Z \rangle = 0$ and its width provides an estimate of the recoil resolution. In W -boson events, u_{\parallel}^{ℓ} and u_{\perp}^{ℓ} are the projections of the recoil onto the axes parallel and perpendicular to the reconstructed charged-lepton transverse momentum.

The resolution of the recoil is affected by additional event properties, namely the per-event number of pp interactions per bunch crossing (pile-up) μ , the average number of pp interactions per bunch crossing $\langle\mu\rangle$, the total reconstructed transverse energy, defined as the scalar sum of the transverse energy of all calorimeter clusters, $\Sigma E_T \equiv \sum_i E_{T,i}$, and the quantity $\Sigma E_T^* \equiv \Sigma E_T - |\vec{u}_T|$. The latter is less correlated with the recoil than ΣE_T , and better represents the event activity related to the pile-up and to the underlying event.

The magnitude and direction of the transverse-momentum vector of the decay neutrino, \vec{p}_T^{ν} , are inferred from the vector of the missing transverse momentum, \vec{p}_T^{miss} , which corresponds to the momentum imbalance in the transverse plane and is defined as:

$$\vec{p}_T^{\text{miss}} = -(\vec{p}_T^{\ell} + \vec{u}_T).$$

The W -boson transverse mass, m_T , is derived from p_T^{miss} and from the transverse momentum of the charged lepton as follows:

$$m_T = \sqrt{2p_T^{\ell} p_T^{\text{miss}} (1 - \cos \Delta\phi)},$$

where $\Delta\phi$ is the azimuthal opening angle between the charged lepton and the missing transverse momentum.

All vector-boson masses and widths are defined in the running-width scheme. Resonances are expressed by the relativistic Breit–Wigner mass distribution:

$$\frac{d\sigma}{dm} \propto \frac{m^2}{(m^2 - m_V^2)^2 + m^4 \Gamma_V^2 / m_V^2}, \quad (1)$$

where m is the invariant mass of the vector-boson decay products, and m_V and Γ_V , with $V = W, Z$, are the vector-boson masses and widths, respectively. This scheme was introduced in Ref. [35], and is consistent with earlier measurements of the W - and Z -boson resonance parameters [24, 32].

2.2 Analysis strategy

The mass of the W boson is determined from fits to the transverse momentum of the charged lepton, p_T^ℓ , and to the transverse mass of the W boson, m_T . For W bosons at rest, the transverse-momentum distributions of the W decay leptons have a Jacobian edge at a value of $m/2$, whereas the distribution of the transverse mass has an endpoint at the value of m [36], where m is the invariant mass of the charged-lepton and neutrino system, which is related to m_W through the Breit–Wigner distribution of Eq. (1).

The expected final-state distributions, referred to as templates, are simulated for several values of m_W and include signal and background contributions. The templates are compared to the observed distribution by means of a χ^2 compatibility test. The χ^2 as a function of m_W is interpolated, and the measured value is determined by analytical minimisation of the χ^2 function. Predictions for different values of m_W are obtained from a single simulated reference sample, by reweighting the W -boson invariant mass distribution according to the Breit–Wigner parameterisation of Eq. (1). The W -boson width is scaled accordingly, following the SM relation $\Gamma_W \propto m_W^3$.

Experimentally, the p_T^ℓ and p_T^{miss} distributions are affected by the lepton energy calibration. The latter is also affected by the calibration of the recoil. The p_T^ℓ and p_T^{miss} distributions are broadened by the W -boson transverse-momentum distribution, and are sensitive to the W -boson helicity states, which are influenced by the proton PDFs [37]. Compared to p_T^ℓ , the m_T distribution has larger uncertainties due to the recoil, but smaller sensitivity to such physics-modelling effects. Imperfect modelling of these effects can distort the template distributions, and constitutes a significant source of uncertainties for the determination of m_W .

The calibration procedures described in this paper rely mainly on methods and results published earlier by ATLAS [38–40], and based on W and Z samples at $\sqrt{s} = 7$ TeV and $\sqrt{s} = 8$ TeV. The $Z \rightarrow \ell\ell$ event samples are used to calibrate the detector response. Lepton momentum corrections are derived exploiting the precisely measured value of the Z -boson mass, m_Z [32], and the recoil response is calibrated using the expected momentum balance with $p_T^{\ell\ell}$. Identification and reconstruction efficiency corrections are determined from W - and Z -boson events using the tag-and-probe method [38, 40]. The dependence of these corrections on p_T^ℓ is important for the measurement of m_W , as it affects the shape of the template distributions.

The detector response corrections and the physics modelling are verified in Z -boson events by performing measurements of the Z -boson mass with the same method used to determine the W -boson mass, and comparing the results to the LEP combined value of m_Z , which is used as input for the lepton calibration. The determination of m_Z from the lepton-pair invariant mass provides a first closure test of the lepton energy calibration. In addition, the extraction of m_Z from the p_T^ℓ distribution tests the p_T^ℓ -dependence of the efficiency corrections, and the modelling of the Z -boson transverse-momentum distribution and of the relative fractions of Z -boson helicity states. The p_T^{miss} and m_T variables are defined in Z -boson events by treating one of the reconstructed decay leptons as a neutrino. The extraction of m_Z from the m_T distribution provides a test of the recoil calibration. The combination of the extraction of m_Z from the $m_{\ell\ell}$, p_T^ℓ and m_T distributions provides a closure test of the measurement procedure. The precision of this validation procedure is limited by the finite size of the Z -boson sample, which is approximately ten times smaller than the W -boson sample.

The analysis of the Z -boson sample does not probe differences in the modelling of W - and Z -boson production processes. Whereas W -boson production at the Tevatron is charge symmetric and dominated by interactions with at least one valence quark, the sea-quark PDFs play a larger role at the LHC, and

Decay channel	$W \rightarrow e\nu$	$W \rightarrow \mu\nu$
Kinematic distributions	$p_{\text{T}}^{\ell}, m_{\text{T}}$	$p_{\text{T}}^{\ell}, m_{\text{T}}$
Charge categories	W^{+}, W^{-}	W^{+}, W^{-}
$ \eta_{\ell} $ categories	[0, 0.6], [0.6, 1.2], [1.8, 2.4]	[0, 0.8], [0.8, 1.4], [1.4, 2.0], [2.0, 2.4]

Table 1: Summary of categories and kinematic distributions used in the m_W measurement analysis for the electron and muon decay channels.

contributions from processes with heavy quarks in the initial state have to be modelled properly. The W^{+} -boson production rate exceeds that of W^{-} bosons by about 40%, with a broader rapidity distribution and a softer transverse-momentum distribution. Uncertainties in the modelling of these distributions and in the relative fractions of the W -boson helicity states are constrained using measurements of W - and Z -boson production performed with the ATLAS experiment at $\sqrt{s} = 7$ TeV and $\sqrt{s} = 8$ TeV [41–45].

The final measured value of the W -boson mass is obtained from the combination of various measurements performed in the electron and muon decay channels, and in charge- and $|\eta_{\ell}|$ -dependent categories, as defined in Table 1. The boundaries of the $|\eta_{\ell}|$ categories are driven mainly by experimental and statistical constraints. The measurements of m_W used in the combination are based on the observed distributions of p_{T}^{ℓ} and m_{T} , which are only partially correlated. Measurements of m_W based on the $p_{\text{T}}^{\text{miss}}$ distributions are performed as consistency tests, but they are not used in the combination due to their significantly lower precision. The consistency of the results in the electron and muon channels provide a further test of the experimental calibrations, whereas the consistency of the results for the different charge and $|\eta_{\ell}|$ categories tests the W -boson production model.

Further consistency tests are performed by repeating the measurement in three intervals of $\langle\mu\rangle$, in two intervals of u_{T} and u_{\parallel}^{ℓ} , and by removing the $p_{\text{T}}^{\text{miss}}$ selection requirement, which is applied in the nominal signal selection. The consistency of the values of m_W in these additional categories probes the modelling of the recoil response, and the modelling of the transverse-momentum spectrum of the W boson. Finally, the stability of the result with respect to the charged-lepton azimuth, and upon variations of the fitting ranges is verified.

Systematic uncertainties in the determination of m_W are evaluated using pseudodata samples produced from the nominal simulated event samples by varying the parameters corresponding to each source of uncertainty in turn. The differences between the values of m_W extracted from the pseudodata and nominal samples are used to estimate the uncertainty. When relevant, these variations are applied simultaneously in the W -boson signal samples and in the background contributions. The systematic uncertainties are estimated separately for each source and for fit ranges of $32 < p_{\text{T}}^{\ell} < 45$ GeV and $66 < m_{\text{T}} < 99$ GeV. These fit ranges minimise the total expected measurement uncertainty, and are used for the final result as discussed in Section 11.

In Sections 6, 7, 8, and 10, which discuss the systematic uncertainties of the m_W measurement, the uncertainties are also given for combinations of measurement categories. This provides information showing the reduction of the systematic uncertainty obtained from the measurement categorisation. For these cases, the combined uncertainties are evaluated including only the expected statistical uncertainty in addition to the systematic uncertainty being considered. However, the total measurement uncertainty is estimated by adding all uncertainty contributions in quadrature for each measurement category, and combining the results accounting for correlations across categories.

During the analysis, an unknown offset was added to the value of m_W used to produce the templates. The offset was randomly selected from a uniform distribution in the range $[-100, 100]$ MeV, and the same value was used for the W^+ and W^- templates. The offset was removed after the m_W measurements performed in all categories were found to be compatible and the analysis procedure was finalised.

3 The ATLAS detector

The ATLAS experiment [46] is a multipurpose particle detector with a forward-backward symmetric cylindrical geometry. It consists of an inner tracking detector surrounded by a thin superconducting solenoid, electromagnetic and hadronic calorimeters, and a muon spectrometer incorporating three large superconducting toroid magnets.

The inner-detector system (ID) is immersed in a 2 T axial magnetic field and provides charged-particle tracking in the range $|\eta| < 2.5$. At small radii, a high-granularity silicon pixel detector covers the vertex region and typically provides three measurements per track. It is followed by the silicon microstrip tracker, which usually provides eight measurement points per track. These silicon detectors are complemented by a gas-filled straw-tube transition radiation tracker, which enables radially extended track reconstruction up to $|\eta| = 2.0$. The transition radiation tracker also provides electron identification information based on the fraction of hits (typically 35 in total) above a higher energy-deposit threshold corresponding to transition radiation.

The calorimeter system covers the pseudorapidity range $|\eta| < 4.9$. Within the region $|\eta| < 3.2$, electromagnetic (EM) calorimetry is provided by high-granularity lead/liquid-argon (LAr) calorimeters, with an additional thin LAr presampler covering $|\eta| < 1.8$ to correct for upstream energy-loss fluctuations. The EM calorimeter is divided into a barrel section covering $|\eta| < 1.475$ and two endcap sections covering $1.375 < |\eta| < 3.2$. For $|\eta| < 2.5$ it is divided into three layers in depth, which are finely segmented in η and ϕ . Hadronic calorimetry is provided by a steel/scintillator-tile calorimeter, segmented into three barrel structures within $|\eta| < 1.7$ and two copper/LAr hadronic endcap calorimeters covering $1.5 < |\eta| < 3.2$. The solid-angle coverage is completed with forward copper/LAr and tungsten/LAr calorimeter modules in $3.1 < |\eta| < 4.9$, optimised for electromagnetic and hadronic measurements, respectively.

The muon spectrometer (MS) comprises separate trigger and high-precision tracking chambers measuring the deflection of muons in a magnetic field generated by superconducting air-core toroids. The precision chamber system covers the region $|\eta| < 2.7$ with three layers of monitored drift tubes, complemented by cathode strip chambers in the forward region. The muon trigger system covers the range $|\eta| < 2.4$ with resistive plate chambers in the barrel, and thin gap chambers in the endcap regions.

A three-level trigger system is used to select events for offline analysis [47]. The level-1 trigger is implemented in hardware and uses a subset of detector information to reduce the event rate to a design value of at most 75 kHz. This is followed by two software-based trigger levels which together reduce the event rate to about 300 Hz.

4 Data samples and event simulation

The data sample used in this analysis consists of W^- and Z -boson candidate events, collected in 2011 with the ATLAS detector in proton–proton collisions at the LHC, at a centre-of-mass energy of $\sqrt{s} =$

7 TeV. The sample for the electron channel, with all relevant detector systems operational, corresponds to approximately 4.6 fb^{-1} of integrated luminosity. A smaller integrated luminosity of approximately 4.1 fb^{-1} is used in the muon channel, as part of the data was discarded due to a timing problem in the resistive plate chambers, which affected the muon trigger efficiency. The relative uncertainty of the integrated luminosity is 1.8% [48]. This data set provides approximately 1.4×10^7 reconstructed W -boson events and 1.8×10^6 Z -boson events, after all selection criteria have been applied.

The POWHEG MC generator [49–51] (v1/r1556) is used for the simulation of the hard-scattering processes of W - and Z -boson production and decay in the electron, muon, and tau channels, and is interfaced to PYTHIA 8 (v8.170) for the modelling of the parton shower, hadronisation, and underlying event [52, 53], with parameters set according to the AZNLO tune [44]. The CT10 PDF set [54] is used for the hard-scattering processes, whereas the CTEQ6L1 PDF set [55] is used for the parton shower. In the Z -boson samples, the effect of virtual photon production (γ^*) and Z/γ^* interference is included. The effect of QED final-state radiation (FSR) is simulated with PHOTOS (v2.154) [56]. Tau lepton decays are handled by PYTHIA 8, taking into account polarisation effects. An alternative set of samples for W - and Z -boson production is generated with POWHEG interfaced to HERWIG (v6.520) for the modelling of the parton shower [57], and to JIMMY (v4.31) for the underlying event [58]. The W - and Z -boson masses are set to $m_W = 80.399 \text{ GeV}$ and $m_Z = 91.1875 \text{ GeV}$, respectively. During the analysis, the value of the W -boson mass in the $W \rightarrow \ell\nu$ and $W \rightarrow \tau\nu$ samples was blinded using the reweighting procedure described in Section 2.

Top-quark pair production and the single-top-quark processes are modelled using the MC@NLO MC generator (v4.01) [59–61], interfaced to HERWIG and JIMMY. Gauge-boson pair production (WW , WZ , ZZ) is simulated with HERWIG (v6.520). In all the samples, the CT10 PDF set is used. Samples of heavy-flavour multijet events ($pp \rightarrow b\bar{b} + X$ and $pp \rightarrow c\bar{c} + X$) are simulated with PYTHIA 8 to validate the data-driven methods used to estimate backgrounds with non-prompt leptons in the final state.

Whereas the extraction of m_W is based on the shape of distributions, and is not sensitive to the overall normalisation of the predicted distributions, it is affected by theoretical uncertainties in the relative fractions of background and signal. The W - and Z -boson event yields are normalised according to their measured cross sections, and uncertainties of 1.8% and 2.3% are assigned to the W^+/Z and W^-/Z production cross-section ratios, respectively [41]. The $t\bar{t}$ sample is normalised according to its measured cross section [62] with an uncertainty of 3.9%, whereas the cross-section predictions for the single-top production processes of Refs. [63–65] are used for the normalisation of the corresponding sample, with an uncertainty of 7%. The samples of events with massive gauge-boson pair production are normalised to the NLO predictions calculated with MCFM [66], with an uncertainty of 10% to cover the differences to the NNLO predictions [67].

The response of the ATLAS detector is simulated using a program [68] based on GEANT 4 [69]. The ID and the MS were simulated assuming an ideal detector geometry; alignment corrections are applied to the data during event reconstruction. The description of the detector material incorporates the results of extensive studies of the electron and photon calibration [39]. The simulated hard-scattering process is overlaid with additional proton–proton interactions, simulated with PYTHIA 8 (v8.165) using the A2 tune [70]. The distribution of the average number of interactions per bunch crossing $\langle\mu\rangle$ spans the range 2.5–16.0, with a mean value of approximately 9.0.

Simulation inaccuracies affecting the distributions of the signal, the response of the detector, and the underlying-event modelling, are corrected as described in the following sections. Physics-modelling corrections, such as those affecting the W -boson transverse-momentum distribution and the angular decay

coefficients, are discussed in Section 6. Calibration and detector response corrections are presented in Sections 7 and 8.

5 Particle reconstruction and event selection

This section describes the reconstruction and identification of electrons and muons, the reconstruction of the recoil, and the requirements used to select W - and Z -boson candidate events. The recoil provides an event-by-event estimate of the W -boson transverse momentum. The reconstructed kinematic properties of the leptons and of the recoil are used to infer the transverse momentum of the neutrino and the transverse-mass kinematic variables.

5.1 Reconstruction of electrons, muons and the recoil

Electron candidates are reconstructed from clusters of energy deposited in the electromagnetic calorimeter and associated with at least one track in the ID [38, 39]. Quality requirements are applied to the associated tracks in order to reject poorly reconstructed charged-particle trajectories. The energy of the electron is reconstructed from the energy collected in calorimeter cells within an area of size $\Delta\eta \times \Delta\phi = 0.075 \times 0.175$ in the barrel, and 0.125×0.125 in the endcaps. A multivariate regression algorithm, developed and optimised on simulated events, is used to calibrate the energy reconstruction. The reconstructed electron energy is corrected to account for the energy deposited in front of the calorimeter and outside the cluster, as well as for variations of the energy response as a function of the impact point of the electron in the calorimeter. The energy calibration algorithm takes as inputs the energy collected by each calorimeter layer, including the presampler, the pseudorapidity of the cluster, and the local position of the shower within the cell of the second layer, which corresponds to the cluster centroid. The kinematic properties of the reconstructed electron are inferred from the energy measured in the EM calorimeter, and from the pseudorapidity and azimuth of the associated track. Electron candidates are required to have $p_T > 15$ GeV and $|\eta| < 2.4$ and to fulfil a set of tight identification requirements [38]. The pseudorapidity range $1.2 < |\eta| < 1.82$ is excluded from the measurement, as the amount of passive material in front of the calorimeter and its uncertainty are largest in this region [39], preventing a sufficiently accurate description of non-Gaussian tails in the electron energy response. Additional isolation requirements on the nearby activity in the ID and calorimeter are applied to improve the background rejection. These isolation requirements are implemented by requiring the scalar sum of the p_T of tracks in a cone of size $\Delta R \equiv \sqrt{(\Delta\eta)^2 + (\Delta\phi)^2} < 0.4$ around the electron, $p_T^{e,\text{cone}}$, and the transverse energy deposited in the calorimeter within a cone of size $\Delta R < 0.2$ around the electron, E_T^{cone} , to be small. The contribution from the electron candidate itself is excluded. The specific criteria are optimised as a function of electron η and p_T to have a combined efficiency of about 95% in the simulation for isolated electrons from the decay of a W or Z boson.

The muon reconstruction is performed independently in the ID and in the MS, and a combined muon candidate is formed from the combination of a MS track with an ID track, based on the statistical combination of the track parameters [40]. The kinematic properties of the reconstructed muon are defined using the ID track parameters alone, which allows a simpler calibration procedure. The loss of resolution is small (10–15%) in the transverse-momentum range relevant for the measurement of the W -boson mass. The ID tracks associated with the muons must satisfy quality requirements on the number of hits recorded by each subdetector [40]. In order to reject muons from cosmic rays, the longitudinal coordinate of the point of closest approach of the track to the beamline is required to be within 10 mm of the collision

vertex. Muon candidates are required to have $p_T > 20$ GeV and $|\eta| < 2.4$. Similarly to the electrons, the rejection of multijet background is increased by applying an isolation requirement : the scalar sum of the p_T of tracks in a cone of size $\Delta R < 0.2$ around the muon candidate, $p_T^{\mu, \text{cone}}$, is required to be less than 10% of the muon p_T .

The recoil, \vec{u}_T , is reconstructed from the vector sum of the transverse energy of all clusters measured in the calorimeters, as defined in Section 2.1. The ATLAS calorimeters measure energy depositions in the range $|\eta| < 4.9$ with a topological clustering algorithm [71], which starts from cells with an energy of at least four times the expected noise from electronics and pile-up. The momentum vector of each cluster is determined by the magnitude and coordinates of the energy deposition. Cluster energies are initially measured assuming that the energy deposition occurs only through electromagnetic interactions, and are then corrected for the different calorimeter responses to hadrons and electromagnetic particles, for losses due to dead material, and for energy which is not captured by the clustering process. The definition of \vec{u}_T and the inferred quantities p_T^{miss} and m_T do not involve the explicit reconstruction of particle jets, to avoid possible threshold effects.

Clusters located a distance $\Delta R < 0.2$ from the reconstructed electron or muon candidates are not used for the reconstruction of \vec{u}_T . This ensures that energy deposits originating from the lepton itself or from accompanying photons (from FSR or Bremsstrahlung) do not contribute to the recoil measurement. The energy of any soft particles removed along with the lepton is compensated for using the total transverse energy measured in a cone of the same size $\Delta R = 0.2$, placed at the same absolute pseudorapidity as the lepton with randomly chosen sign, and at different ϕ . The total transverse momentum measured in this cone is rotated to the position of the lepton and added to \vec{u}_T .

5.2 Event selection

The W -boson sample is collected during data-taking with triggers requiring at least one muon candidate with transverse momentum larger than 18 GeV or at least one electron candidate with transverse momentum larger than 20 GeV. The transverse-momentum requirement for the electron candidate was raised to 22 GeV in later data-taking periods to cope with the increased instantaneous luminosity delivered by the LHC. Selected events are required to have a reconstructed primary vertex with at least three associated tracks.

W -boson candidate events are selected by requiring exactly one reconstructed electron or muon with $p_T^\ell > 30$ GeV. The leptons are required to match the corresponding trigger object. In addition, the reconstructed recoil is required to be $u_T < 30$ GeV, the missing transverse momentum $p_T^{\text{miss}} > 30$ GeV and the transverse mass $m_T > 60$ GeV. These selection requirements are optimised to reduce the multijet background contribution, and to minimise model uncertainties from W bosons produced at high transverse momentum. A total of 5.89×10^6 W -boson candidate events are selected in the $W \rightarrow e\nu$ channel, and 7.84×10^6 events in the $W \rightarrow \mu\nu$ channel.

As mentioned in Section 2, Z -boson events are extensively used to calibrate the response of the detector to electrons and muons, and to derive recoil corrections. In addition, Z -boson events are used to test several aspects of the modelling of vector-boson production. Z -boson candidate events are collected with the same trigger selection used for the W -boson sample. The analysis selection requires exactly two reconstructed leptons with $p_T^\ell > 25$ GeV, having the same flavour and opposite charges. The events are required to have an invariant mass of the dilepton system in the range $80 < m_{\ell\ell} < 100$ GeV. In both channels, selected leptons are required to be isolated in the same way as in the W -boson event selection.

In total, 0.58×10^6 and 1.23×10^6 Z -boson candidate events are selected in the electron and muon decay channels, respectively.

6 Vector-boson production and decay

Samples of inclusive vector-boson production are produced using the POWHEG MC generator interfaced to PYTHIA 8, henceforth referred to as POWHEG+PYTHIA 8. The W - and Z -boson samples are reweighted to include the effects of higher-order QCD and electroweak (EW) corrections, as well as the results of fits to measured distributions which improve the agreement of the simulated lepton kinematic distributions with the data. The effect of virtual photon production and Z/γ^* interference is included in both the predictions and the POWHEG+PYTHIA 8 simulated Z -boson samples. The reweighting procedure used to include the corrections in the simulated event samples is detailed in Section 6.4.

The correction procedure is based on the factorisation of the fully differential leptonic Drell–Yan cross section [31] into four terms:

$$\frac{d\sigma}{dp_1 dp_2} = \left[\frac{d\sigma(m)}{dm} \right] \left[\frac{d\sigma(y)}{dy} \right] \left[\frac{d\sigma(p_T, y)}{dp_T dy} \left(\frac{d\sigma(y)}{dy} \right)^{-1} \right] \left[(1 + \cos^2 \theta) + \sum_{i=0}^7 A_i(p_T, y) P_i(\cos \theta, \phi) \right], \quad (2)$$

where p_1 and p_2 are the lepton and anti-lepton four-momenta; m , p_T , and y are the invariant mass, transverse momentum, and rapidity of the dilepton system; θ and ϕ are the polar angle and azimuth of the lepton¹ in any given rest frame of the dilepton system; A_i are numerical coefficients, and P_i are spherical harmonics of order zero, one and two.

The differential cross section as a function of the invariant mass, $d\sigma(m)/dm$, is modelled with a Breit–Wigner parameterisation according to Eq. (1). In the case of the Z -boson samples, the photon propagator is included using the running electromagnetic coupling constant; further electroweak corrections are discussed in Section 6.1. The differential cross section as a function of boson rapidity, $d\sigma(y)/dy$, and the coefficients A_i are modelled with perturbative QCD fixed-order predictions, as described in Section 6.2. The transverse-momentum spectrum at a given rapidity, $d\sigma(p_T, y)/(dp_T dy) \cdot (d\sigma(y)/dy)^{-1}$, is modelled with predictions based on the PYTHIA 8 MC generator, as discussed in Section 6.3. An exhaustive review of available predictions for W - and Z -boson production at the LHC is given in Ref. [72].

Measurements of W - and Z -boson production are used to validate and constrain the modelling of the fully differential leptonic Drell–Yan cross section. The PDF central values and uncertainties, as well as the modelling of the differential cross section as a function of boson rapidity, are validated by comparing to the 7 TeV W - and Z -boson rapidity measurements [41], based on the same data sample. The QCD parameters of the parton shower model were determined by fits to the transverse-momentum distribution of the Z boson measured at 7 TeV [44]. The modelling of the A_i coefficients is validated by comparing the theoretical predictions to the 8 TeV measurement of the angular coefficients in Z -boson decays [42].

6.1 Electroweak corrections and uncertainties

The dominant source of electroweak corrections to W - and Z -boson production originates from QED final-state radiation, and is simulated with PHOTOS. The effect of QED initial-state radiation (ISR) is

¹ Here, lepton refers to the negatively charged lepton from a W^- or Z boson, and the neutrino from a W^+ boson.

Decay channel Kinematic distribution	$W \rightarrow e\nu$		$W \rightarrow \mu\nu$	
	p_T^ℓ	m_T	p_T^ℓ	m_T
δm_W [MeV]				
FSR (real)	< 0.1	< 0.1	< 0.1	< 0.1
Pure weak and IFI corrections	3.3	2.5	3.5	2.5
FSR (pair production)	3.6	0.8	4.4	0.8
Total	4.9	2.6	5.6	2.6

Table 2: Impact on the m_W measurement of systematic uncertainties from higher-order electroweak corrections, for the p_T^ℓ and m_T distributions in the electron and muon decay channels.

also included through the PYTHIA 8 parton shower. The uncertainty in the modelling of QED FSR is evaluated by comparing distributions obtained using the default leading-order photon emission matrix elements with predictions obtained using NLO matrix elements, as well as by comparing PHOTOS with an alternative implementation based on the Yennie–Frautschi–Suura formalism [73], which is available in WINHAC [74]. The differences are small in both cases, and the associated uncertainty is considered negligible.

Other sources of electroweak corrections are not included in the simulated event samples, and their full effects are considered as systematic uncertainties. They include the interference between ISR and FSR QED corrections (IFI), pure weak corrections due to virtual-loop and box diagrams, and final-state emission of lepton pairs. Complete $O(\alpha)$ electroweak corrections to the $pp \rightarrow W + X$, $W \rightarrow \ell\nu$ process were initially calculated in Refs. [75, 76]. Combined QCD and EW corrections are however necessary to evaluate the effect of the latter in presence of a realistic p_T^W distribution. Approximate $O(\alpha_s\alpha)$ corrections including parton shower effects are available from WINHAC, SANC [77] and in the POWHEG framework [78–80]. A complete, fixed-order calculation of $O(\alpha_s\alpha)$ corrections in the resonance region appeared in Ref. [81].

In the present work the effect of the NLO EW corrections are estimated using WINHAC, which employs the PYTHIA 6 MC generator for the simulation of QCD and QED ISR. The corresponding uncertainties are evaluated comparing the final state distributions obtained including QED FSR only with predictions using the complete NLO EW corrections in the $\alpha(0)$ and G_μ renormalisation schemes [82]. The latter predicts the larger correction and is used to assign the systematic uncertainty.

Final-state lepton pair production, through $\gamma^* \rightarrow \ell\ell$ radiation, is formally a higher-order correction but constitutes an significant additional source of energy loss for the W -boson decay products. This process is not included in the event simulation, and the impact on the determination of m_W is evaluated using PHOTOS and SANC.

Table 2 summarises the effect of the uncertainties associated with the electroweak corrections on the m_W measurements. All comparisons described above were performed at particle level. The impact is larger for the p_T^ℓ distribution than for the m_T distribution, and similar between the electron and muon decay channels. A detailed evaluation of these uncertainties was performed in Ref. [83] using POWHEG [78], and the results are in fair agreement with Table 2. The study of Ref. [83] also compares, at fixed order, the effect of the approximate $O(\alpha_s\alpha)$ corrections with the full calculation of Ref. [81], and good agreement is found. The same sources of uncertainty affect the lepton momentum calibration through their impact on the $m_{\ell\ell}$ distribution in Z -boson events, as discussed in Section 7.

6.2 Rapidity distribution and angular coefficients

At leading order, W and Z bosons are produced with zero transverse momentum, and the angular distribution of the decay leptons depends solely on the polar angle of the lepton in the boson rest frame. Higher-order corrections give rise to sizeable boson transverse momentum, and to azimuthal asymmetries in the angular distribution of the decay leptons. The angular distribution of the W - and Z -boson decay leptons is determined by the relative fractions of helicity cross sections for the vector-boson production. The fully differential leptonic Drell–Yan cross section can be decomposed as a weighted sum of nine harmonic polynomials, with weights given by the helicity cross sections. The harmonic polynomials depend on the polar angle, θ , and the azimuth, ϕ , of the lepton in a given rest frame of the boson. The helicity cross sections depend, in their most general expression, on the transverse momentum, p_T , rapidity, y , and invariant mass, m , of the boson. It is customary to factorise the unpolarised, or angular-integrated, cross section, $d\sigma/(dp_T^2 dy dm)$, and express the decomposition in terms of dimensionless angular coefficients, A_i , which represent the ratios of the helicity cross sections with respect to the unpolarised cross section [34], leading to the following expression for the fully differential Drell–Yan cross section:

$$\begin{aligned} \frac{d\sigma}{dp_T^2 dy dm d\cos\theta d\phi} &= \frac{3}{16\pi} \frac{d\sigma}{dp_T^2 dy dm} \times [(1 + \cos^2\theta) + A_0 \frac{1}{2}(1 - 3\cos^2\theta) \\ &+ A_1 \sin 2\theta \cos\phi + A_2 \frac{1}{2} \sin^2\theta \cos 2\phi + A_3 \sin\theta \cos\phi + A_4 \cos\theta \\ &+ A_5 \sin^2\theta \sin 2\phi + A_6 \sin 2\theta \sin\phi + A_7 \sin\theta \sin\phi]. \end{aligned} \quad (3)$$

The angular coefficients depend in general on p_T , y and m . The A_5 – A_7 coefficients are non-zero only at order $O(\alpha_s^2)$ and above. They are small in the p_T region relevant for the present analysis, and are not considered further. The angles θ and ϕ are defined in the Collins–Soper (CS) frame [84].

The differential cross section as a function of boson rapidity, $d\sigma(y)/dy$, and the angular coefficients, A_i , are modelled with fixed-order perturbative QCD predictions, at $O(\alpha_s^2)$ in the perturbative expansion of the strong coupling constant and using the CT10nnlo PDF set [85]. The dependence of the angular coefficients on m is neglected; the effect of this approximation on the measurement of m_W is discussed in Section 6.4. For the calculation of the predictions, an optimised version of DYNNLO [86] is used, which explicitly decomposes the calculation of the cross section into the different pieces of the q_T -subtraction formalism, and allows the computation of statistically correlated PDF variations. In this optimised version of DYNNLO, the Cuba library [87] is used for the numerical integration.

The values of the angular coefficients predicted by the POWHEG+PYTHIA 8 samples differ significantly from the corresponding NNLO predictions. In particular, large differences are observed in the predictions of A_0 at low values of $p_T^{W,Z}$. Other coefficients, such as A_1 and A_2 , are affected by significant NNLO corrections at high $p_T^{W,Z}$. In Z -boson production, A_3 and A_4 are sensitive to the vector couplings between the Z boson and the fermions, and are predicted assuming the measured value of the effective weak mixing angle $\sin^2\theta_{\text{eff}}^\ell$ [32].

6.3 Transverse-momentum distribution

Predictions of the vector-boson transverse-momentum spectrum cannot rely solely on fixed-order perturbative QCD. Most W -boson events used for the analysis have a low transverse-momentum value, in

the kinematic region $p_T^W < 30$ GeV, where large logarithmic terms of the type $\log(m_W/p_T^W)$ need to be resummed, and non-perturbative effects must be included, either with parton showers or with predictions based on analytic resummation [88–92]. The modelling of the transverse-momentum spectrum of vector bosons at a given rapidity, expressed by the term $d\sigma(p_T, y)/(dp_T dy) \cdot (d\sigma(y)/dy)^{-1}$ in Eq. (2), is based on the PYTHIA 8 parton shower MC generator. The predictions of vector-boson production in the PYTHIA 8 MC generator employ leading-order matrix elements for the $q\bar{q}' \rightarrow W, Z$ processes and include a reweighting of the first parton shower emission to the leading-order V +jet cross section [93]. The resulting prediction of the boson p_T spectrum is comparable in accuracy to those of an NLO plus parton shower generator setup such as POWHEG+PYTHIA 8, and of resummed predictions at next-to-leading logarithmic order [94].

The values of the QCD parameters used in PYTHIA 8 were determined from fits to the Z -boson transverse momentum distribution measured with the ATLAS detector at a centre-of-mass energy of $\sqrt{s} = 7$ TeV [44]. Three QCD parameters were considered in the fit: the intrinsic transverse momentum of the incoming partons, the value of $\alpha_s(m_Z)$ used for the QCD ISR, and the value of the ISR infrared cut-off. The resulting values of the PYTHIA 8 parameters constitute the AZ tune. The PYTHIA 8 AZ prediction was found to provide a satisfactory description of the p_T^Z distribution as a function of rapidity, contrarily to POWHEG+PYTHIA 8 AZNLO; hence the former is chosen to predict the p_T^W distribution. The good consistency of the m_W measurement results in $|\eta_\ell|$ categories, presented in Section 11, is also a consequence of this choice.

To illustrate the results of the parameters optimisation, the PYTHIA 8 AZ and 4C [95] predictions of the p_T^Z distribution are compared in Figure 1(a) to the measurement used to determine the AZ tune. Kinematic requirements on the decay leptons are applied according to the experimental acceptance. For further validation, the predicted differential cross-section ratio,

$$R_{W/Z}(p_T) = \left(\frac{1}{\sigma_W} \cdot \frac{d\sigma_W(p_T)}{dp_T} \right) \left(\frac{1}{\sigma_Z} \cdot \frac{d\sigma_Z(p_T)}{dp_T} \right)^{-1},$$

is compared to the corresponding ratio of ATLAS measurements of vector-boson transverse momentum [44, 45]. The comparison is shown in Figure 1(b), where kinematic requirements on the decay leptons are applied according to the experimental acceptance. The measured Z -boson p_T distribution is rebinned to match the coarser bins of the W -boson p_T distribution, which was measured using only 30 pb^{-1} of data. The theoretical prediction is in agreement with the experimental measurements for the region with $p_T < 30$ GeV, which is relevant for the measurement of the W -boson mass.

The predictions of RESBOS [89, 90], DYRes [91] and POWHEG MiNLO+PYTHIA 8 [96, 97] are also considered. All predict a harder p_T^W distribution for a given p_T^Z distribution, compared to PYTHIA 8 AZ. Assuming the latter can be adjusted to match the measurement of Ref. [44], the corresponding p_T^W distribution induces a discrepancy with the detector-level u_T and u_{\parallel}^ℓ distributions observed in the W -boson data, as discussed in Section 11.2. This behaviour is observed using default values for the non-perturbative parameters of these programs, but is not expected to change significantly under variations of these parameters. These predictions are therefore not used in the determination of m_W or its uncertainty.

Figure 2 compares the reconstruction-level p_T^ℓ and m_T distributions obtained with POWHEG+PYTHIA 8 AZNLO, DYRes and POWHEG MiNLO+PYTHIA 8 to those of PYTHIA 8 AZ². The effect of varying the p_T^W

² Reconstruction-level distributions are obtained from the POWHEG+PYTHIA 8 signal sample by reweighting the particle-level p_T^W distribution according to the product of the p_T^Z distribution in PYTHIA 8 AZ, and of $R_{W/Z}(p_T)$ as predicted by POWHEG+PYTHIA 8 AZNLO, DYRes and POWHEG MiNLO+PYTHIA 8.

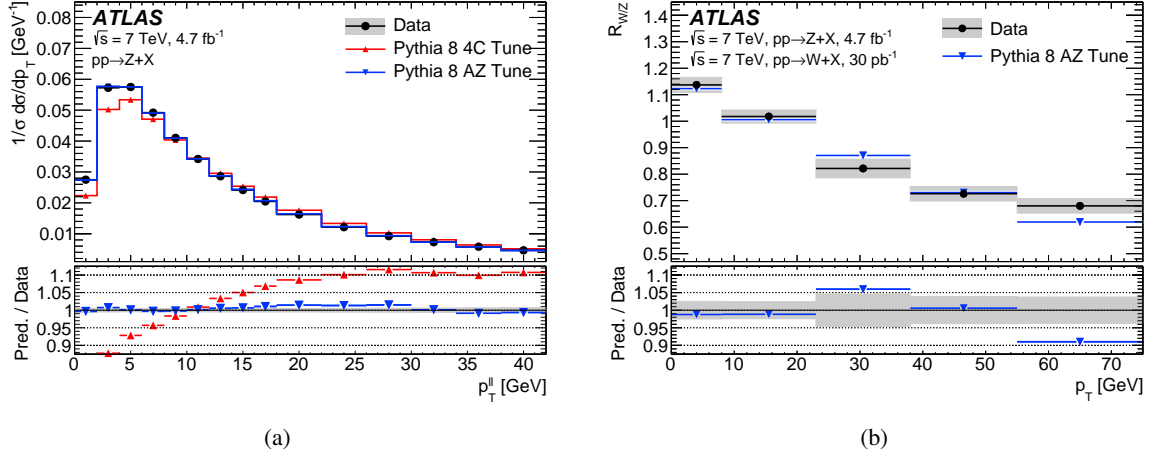


Figure 1: (a) Normalised differential cross section as a function of $p_T^{\ell\ell}$ in Z-boson events [44] and (b) differential cross-section ratio $R_{W/Z}(p_T)$ as a function of the boson p_T [44, 45]. The measured cross sections are compared to the predictions of the PYTHIA 8 AZ tune and, in (a), of the PYTHIA 8 4C tune. The shaded bands show the total experimental uncertainties.

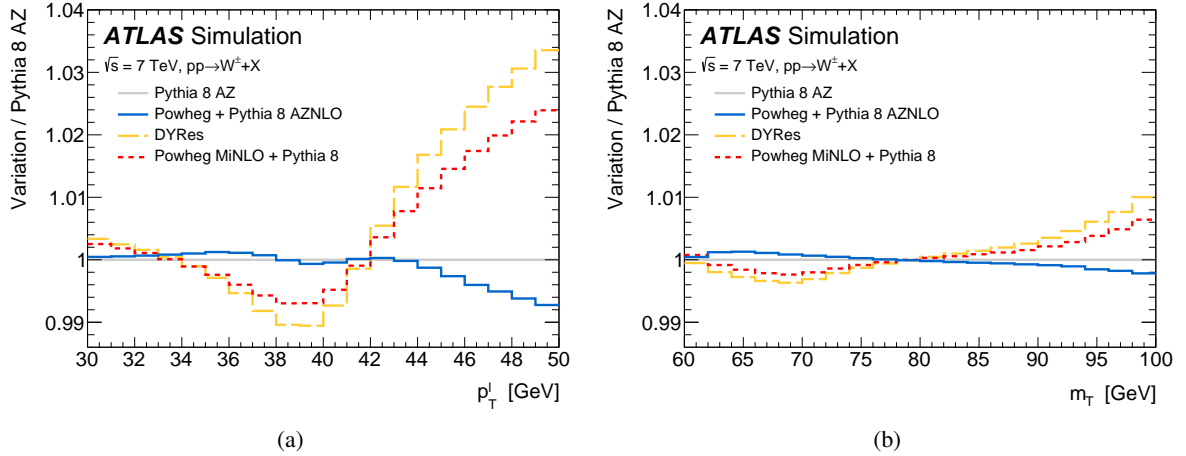


Figure 2: Ratios of the reconstruction-level (a) p_T^{ℓ} and (b) m_T normalised distributions obtained using POWHEG+PYTHIA 8 AZNLO, DYRes and POWHEG MINLO+PYTHIA 8 to the baseline normalised distributions obtained using PYTHIA 8 AZ.

distribution is largest at high p_T^{ℓ} , which explains why the uncertainty due to the p_T^W modelling is reduced when limiting the p_T^{ℓ} fitting range as described in Section 11.3.

6.4 Reweighting procedure

The W and Z production and decay model described above is applied to the POWHEG+PYTHIA 8 samples through an event-by-event reweighting. Equation (3) expresses the factorisation of the cross section into

the three-dimensional boson production phase space, defined by the variables m , p_T , and y , and the two-dimensional boson decay phase space, defined by the variables θ and ϕ . Accordingly, a prediction of the kinematic distributions of vector bosons and their decay products can be transformed into another prediction by applying separate reweighting of the three-dimensional boson production phase-space distributions, followed by a reweighting of the angular decay distributions.

The reweighting is performed in several steps. First, the inclusive rapidity distribution is reweighted according to the NNLO QCD predictions evaluated with DYNNLO. Then, at a given rapidity, the vector-boson transverse-momentum shape is reweighted to the PYTHIA 8 prediction with the AZ tune. This procedure provides the transverse-momentum distribution of vector bosons predicted by PYTHIA 8, preserving the rapidity distribution at NNLO. Finally, at given rapidity and transverse momentum, the angular variables are reweighted according to:

$$w(\cos \theta, \phi, p_T, y) = \frac{1 + \cos^2 \theta + \sum_i A'_i(p_T, y) P_i(\cos \theta, \phi)}{1 + \cos^2 \theta + \sum_i A_i(p_T, y) P_i(\cos \theta, \phi)},$$

where A'_i are the angular coefficients evaluated at $O(\alpha_s^2)$, and A_i are the angular coefficients of the POWHEG+PYTHIA 8 samples. This reweighting procedure neglects the small dependence of the two-dimensional (p_T, y) distribution and of the angular coefficients on the final state invariant mass. The procedure is used to include the corrections described in Sections 6.2 and 6.3, as well as to estimate the impact of the QCD modelling uncertainties described in Section 6.5.

The validity of the reweighting procedure is tested at particle level by generating independent W -boson samples using the CT10nnlo and NNPDF3.0 [98] NNLO PDF sets, and the same value of m_W . The relevant kinematic distributions are calculated for both samples and used to reweight the CT10nnlo sample to the NNPDF3.0 one. The procedure described in Section 2.2 is then used to determine the value of m_W by fitting the NNPDF3.0 sample using templates from the reweighted CT10nnlo sample. The fitted value agrees with the input value within 1.5 ± 2.0 MeV. The statistical precision of this test is used to assign the associated systematic uncertainty.

The resulting model is tested by comparing the predicted Z -boson differential cross section as a function of rapidity, the W -boson differential cross section as a function of lepton pseudorapidity, and the angular coefficients in Z -boson events, to the corresponding ATLAS measurements [41, 42]. The comparison with the measured W and Z cross sections is shown in Figure 3. Satisfactory agreement between the measurements and the theoretical predictions is observed. A χ^2 compatibility test is performed for the three distributions simultaneously, including the correlations between the uncertainties. The compatibility test yields a χ^2/dof value of 45/34. Other NNLO PDF sets such as NNPDF3.0, CT14 [99], MMHT2014 [100], and ABM12 [101] are in worse agreement with these distributions. Based on the quantitative comparisons performed in Ref. [41], only CT10nnlo, CT14 and MMHT2014 are considered further. The better agreement obtained with CT10nnlo can be ascribed to the weaker suppression of the strange quark density compared to the u - and d -quark sea densities in this PDF set.

The predictions of the angular coefficients in Z -boson events are compared to the ATLAS measurement at $\sqrt{s} = 8$ TeV [42]. Good agreement between the measurements and DYNNLO is observed for the relevant coefficients, except for A_2 , where the measurement is significantly below the prediction. As an example, Figure 4 shows the comparison for A_0 and A_2 as a function of p_T^Z . For A_2 , an additional source of uncertainty in the theoretical prediction is considered to account for the observed disagreement with data, as discussed in Section 6.5.3.

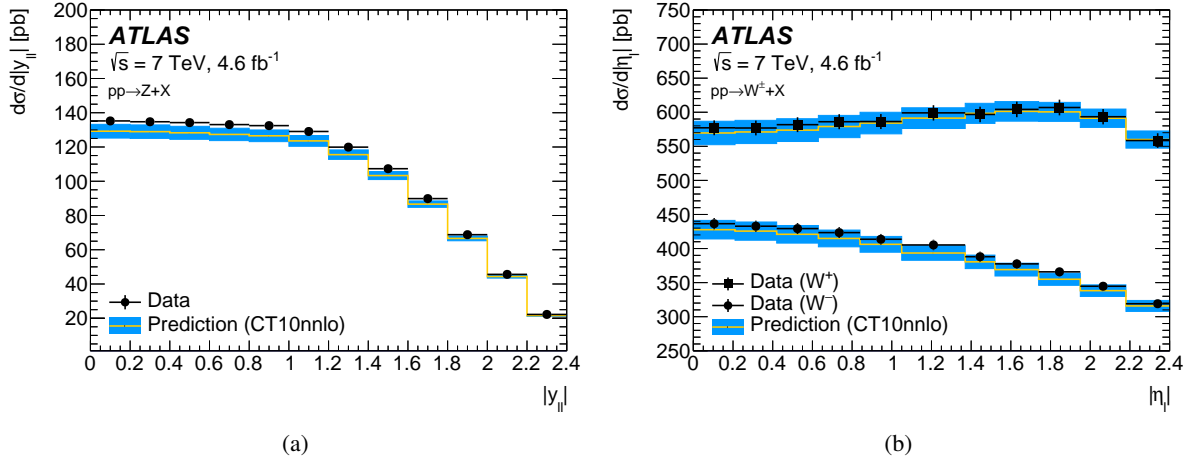


Figure 3: (a) Differential Z-boson cross section as a function of boson rapidity, and (b) differential W^+ and W^- cross sections as a function of charged decay-lepton pseudorapidity at $\sqrt{s} = 7$ TeV [41]. The measured cross sections are compared to the POWHEG+PYTHIA 8 predictions, corrected to NNLO using DYNNLO with the CT10nnlo PDF set. The error bars show the total experimental uncertainties, including luminosity uncertainty, and the bands show the PDF uncertainties of the predictions.

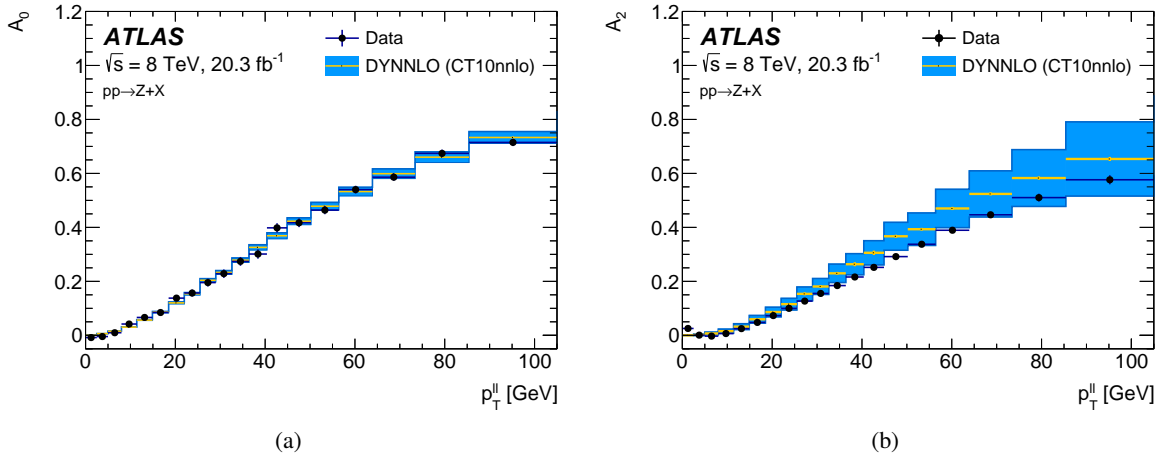


Figure 4: The (a) A_0 and (b) A_2 angular coefficients in Z-boson events as a function of $p_T^{\ell\ell}$ [42]. The measured coefficients are compared to the DYNNLO predictions using the CT10nnlo PDF set. The error bars show the total experimental uncertainties, and the bands show the uncertainties assigned to the DYNNLO predictions.

W-boson charge Kinematic distribution	W^+		W^-		Combined	
	p_T^ℓ	m_T	p_T^ℓ	m_T	p_T^ℓ	m_T
δm_W [MeV]						
Fixed-order PDF uncertainty	13.1	14.9	12.0	14.2	8.0	8.7
AZ tune	3.0	3.4	3.0	3.4	3.0	3.4
Charm-quark mass	1.2	1.5	1.2	1.5	1.2	1.5
Parton shower μ_F with heavy-flavour decorrelation	5.0	6.9	5.0	6.9	5.0	6.9
Parton shower PDF uncertainty	3.6	4.0	2.6	2.4	1.0	1.6
Angular coefficients	5.8	5.3	5.8	5.3	5.8	5.3
Total	15.9	18.1	14.8	17.2	11.6	12.9

Table 3: Systematic uncertainties in the m_W measurement due to QCD modelling, for the different kinematic distributions and W -boson charges. Except for the case of PDFs, the same uncertainties apply to W^+ and W^- . The fixed-order PDF uncertainty given for the separate W^+ and W^- final states corresponds to the quadrature sum of the CT10nnlo uncertainty variations; the charge-combined uncertainty also contains a 3.8 MeV contribution from comparing CT10nnlo to CT14 and MMHT2014.

6.5 Uncertainties in the QCD modelling

Several sources of uncertainty related to the perturbative and non-perturbative modelling of the strong interaction affect the dynamics of the vector-boson production and decay [33, 102–104]. Their impact on the measurement of m_W is assessed through variations of the model parameters of the predictions for the differential cross sections as functions of the boson rapidity, transverse-momentum spectrum at a given rapidity, and angular coefficients, which correspond to the second, third, and fourth terms of the decomposition of Eq. (2), respectively. The parameter variations used to estimate the uncertainties are propagated to the simulated event samples by means of the reweighting procedure described in Section 6.4. Table 3 shows an overview of the uncertainties due to the QCD modelling which are discussed below.

6.5.1 Uncertainties in the fixed-order predictions

The imperfect knowledge of the PDFs affects the differential cross section as a function of boson rapidity, the angular coefficients, and the p_T^W distribution. The PDF contribution to the prediction uncertainty is estimated with the CT10nnlo PDF set by using the Hessian method [105]. There are 25 error eigenvectors, and a pair of PDF variations associated with each eigenvector. Each pair corresponds to positive and negative 90% CL excursions along the corresponding eigenvector. Symmetric PDF uncertainties are defined as the mean value of the absolute positive and negative excursions corresponding to each pair of PDF variations. The overall uncertainty of the CT10nnlo PDF set is scaled to 68% CL by applying a multiplicative factor of 1/1.645.

The effect of PDF variations on the rapidity distributions and angular coefficients are evaluated with DYNNLO, while their impact on the W -boson p_T distribution is evaluated using PYTHIA 8 and by reweighting event-by-event the PDFs of the hard-scattering process, which are convolved with the LO matrix elements. Similarly to other uncertainties which affect the p_T^W distribution (Section 6.5.2), only

relative variations of the p_T^W and p_T^Z distributions induced by the PDFs are considered. The PDF variations are applied simultaneously to the boson rapidity, angular coefficients, and transverse-momentum distributions, and the overall PDF uncertainty is evaluated with the Hessian method as described above.

Uncertainties in the PDFs are the dominant source of physics-modelling uncertainty, contributing about 14 and 13 MeV when averaging p_T^ℓ and m_T fits for W^+ and W^- , respectively. The PDF uncertainties are very similar when using p_T^ℓ or m_T for the measurement. They are strongly anti-correlated between positively and negatively charged W bosons, and the uncertainty is reduced to 7.4 MeV on average for p_T^ℓ and m_T fits, when combining opposite-charge categories. The anti-correlation of the PDF uncertainties is due to the fact that the total light-quark sea PDF is well constrained by deep inelastic scattering data, whereas the u -, d -, and s -quark decomposition of the sea is less precisely known [106]. An increase in the \bar{u} PDF is at the expense of the \bar{d} PDF, which produces opposite effects in the longitudinal polarisation of positively and negatively charged W bosons [37].

Other PDF sets are considered as alternative choices. The envelope of values of m_W extracted with the MMHT2014 and CT14 NNLO PDF sets is considered as an additional PDF uncertainty of 3.8 MeV, which is added in quadrature after combining the W^+ and W^- categories, leading to overall PDF uncertainties of 8.0 MeV and 8.7 MeV for p_T^ℓ and m_T fits, respectively.

The effect of missing higher-order corrections on the NNLO predictions of the rapidity distributions of Z bosons, and the pseudorapidity distributions of the decay leptons of W bosons, is estimated by varying the renormalisation and factorisation scales by factors of 0.5 and 2.0 with respect to their nominal value $\mu_R = \mu_F = m_V$ in the DYNNLO predictions. The corresponding relative uncertainty in the normalised distributions is of the order of 0.1–0.3%, and significantly smaller than the PDF uncertainties. These uncertainties are expected to have a negligible impact on the measurement of m_W , and are not considered further.

The effect of the LHC beam-energy uncertainty of 0.65% [107] on the fixed-order predictions is studied. Relative variations of 0.65% around the nominal value of 3.5 TeV are considered, yielding variations of the inclusive W^+ and W^- cross sections of 0.6% and 0.5%, respectively. No significant dependence as a function of lepton pseudorapidity is observed in the kinematic region used for the measurement, and the dependence as a function of p_T^ℓ and m_T is expected to be even smaller. This uncertainty is not considered further.

6.5.2 Uncertainties in the parton shower predictions

Several sources of uncertainty affect the PYTHIA 8 parton shower model used to predict the transverse momentum of the W boson. The values of the AZ tune parameters, determined by fits to the measurement of the Z -boson transverse momentum, are affected by the experimental uncertainty of the measurement. The corresponding uncertainties are propagated to the p_T^W predictions through variations of the orthogonal eigenvector components of the parameters error matrix [44]. The resulting uncertainty in m_W is 3.0 MeV for the p_T^ℓ distribution, and 3.4 MeV for the m_T distribution. In the present analysis, the impact of p_T^W distribution uncertainties is in general smaller when using p_T^ℓ than when using m_T , as a result of the comparatively narrow range used for the p_T^ℓ distribution fits.

Other uncertainties affecting predictions of the transverse-momentum spectrum of the W boson at a given rapidity, are propagated by considering relative variations of the p_T^W and p_T^Z distributions. The procedure is based on the assumption that model variations, when applied to p_T^Z , can be largely reabsorbed into new

values of the AZ tune parameters fitted to the p_T^Z data. Variations that cannot be reabsorbed by the fit are excluded, since they would lead to a significant disagreement of the prediction with the measurement of p_T^Z . The uncertainties due to model variations which are largely correlated between p_T^W and p_T^Z cancel in this procedure. In contrast, the procedure allows a correct estimation of the uncertainties due to model variations which are uncorrelated between p_T^W and p_T^Z , and which represent the only relevant sources of theoretical uncertainties in the propagation of the QCD modelling from p_T^Z to p_T^W .

Uncertainties due to variations of parton shower parameters that are not fitted to the p_T^Z measurement include variations of the masses of the charm and bottom quarks, and variations of the factorisation scale used for the QCD ISR. The mass of the charm quark is varied in PYTHIA 8, conservatively, by ± 0.5 GeV around its nominal value of 1.5 GeV. The resulting uncertainty contributes 1.2 MeV for the p_T^ℓ fits, and 1.5 MeV for the m_T fits. The mass of the bottom quark is varied in PYTHIA 8, conservatively, by ± 0.8 GeV around its nominal value of 4.8 GeV. The resulting variations have a negligible impact on the transverse-momentum distributions of Z and W bosons, and are not considered further.

The uncertainty due to higher-order QCD corrections to the parton shower is estimated through variations of the factorisation scale, μ_F , in the QCD ISR by factors of 0.5 and 2.0 with respect to the central choice $\mu_F^2 = p_{T,0}^2 + p_T^2$, where $p_{T,0}$ is an infrared cut-off, and p_T is the evolution variable of the parton shower [108]. Variations of the renormalisation scale in the QCD ISR are equivalent to a redefinition of $\alpha_s(m_Z)$ used for the QCD ISR, which is fixed from the fits to the p_T^Z data. As a consequence, variations of the ISR renormalisation scale do not apply when estimating the uncertainty in the predicted p_T^W distribution.

Higher-order QCD corrections are expected to be largely correlated between W -boson and Z -boson production induced by the light quarks, u , d , and s , in the initial state. However, a certain degree of decorrelation between W - and Z -boson transverse-momentum distributions is expected, due to the different amounts of heavy-quark-initiated production, where heavy refers to charm and bottom flavours. The physical origin of this decorrelation can be ascribed to the presence of independent QCD scales corresponding to the three-to-four flavours and four-to-five flavours matching scales μ_c and μ_b in the variable-flavour-number scheme PDF evolution [109], which are of the order of the charm- and bottom-quark masses, respectively. To assess this effect, the variations of μ_F in the QCD ISR are performed simultaneously for all light-quark $q\bar{q} \rightarrow W, Z$ processes, with $q = u, d, s$, but independently for each of the $c\bar{c} \rightarrow Z$, $b\bar{b} \rightarrow Z$, and $c\bar{q} \rightarrow W$ processes, where $q = d, s$. The effect of the $c\bar{q} \rightarrow W$ variations on the determination of m_W is reduced by a factor of two, to account for the presence of only one heavy-flavour quark in the initial state. The resulting uncertainty in m_W is 5.0 MeV for the p_T^ℓ distribution, and 6.9 MeV for the m_T distribution. Since the μ_F variations affect all the branchings of the shower evolution and not only vertices involving heavy quarks, this procedure is expected to yield a sufficient estimate of the $\mu_{c,b}$ -induced decorrelation between the W - and Z -boson p_T distributions. Treating the μ_F variations as correlated between all quark flavours, but uncorrelated between W - and Z -boson production, would yield a systematic uncertainty in m_W of approximately 30 MeV.

The predictions of the PYTHIA 8 MC generator include a reweighting of the first parton shower emission to the leading-order W +jet cross section, and do not include matching corrections to the higher-order W +jet cross section. As discussed in Section 11.2, predictions matched to the NLO W +jet cross section, such as POWHEG MINLO+PYTHIA 8 and DYRes, are in disagreement with the observed $u_{||}^\ell$ distribution and cannot be used to provide a reliable estimate of the associated uncertainty. The $u_{||}^\ell$ distribution, on the other hand, validates the PYTHIA 8 AZ prediction and its uncertainty, which gives confidence that missing higher-order

corrections to the W -boson p_T distribution are small in comparison to the uncertainties that are already included, and can be neglected at the present level of precision.

The sum in quadrature of the experimental uncertainties of the AZ tune parameters, the variations of the mass of the charm quark, and the factorisation scale variations, leads to uncertainties on m_W of 6.0 MeV and 7.8 MeV when using the p_T^ℓ distribution and the m_T distribution, respectively. These sources of uncertainty are taken as fully correlated between the electron and muon channels, the positively and negatively charged W -boson production, and the $|\eta_\ell|$ bins.

The PYTHIA 8 parton shower simulation employs the CTEQ6L1 leading-order PDF set. An additional independent source of PDF-induced uncertainty in the p_T^W distribution is estimated by comparing several choices of the leading-order PDF used in the parton shower, corresponding to the CT14lo, MMHT2014lo and NNPDF2.3lo [110] PDF sets. The PDFs which give the largest deviation from the nominal ratio of the p_T^W and p_T^Z distributions are used to estimate the uncertainty. This procedure yields an uncertainty of about 4 MeV for W^+ , and of about 2.5 MeV for W^- . Similarly to the case of fixed-order PDF uncertainties, there is a strong anti-correlation between positively and negatively charged W bosons, and the uncertainty is reduced to about 1.5 MeV when combining positive- and negative-charge categories.

The prediction of the p_T^W distribution relies on the p_T -ordered parton shower model of the PYTHIA 8 MC generator. In order to assess the impact of the choice of parton shower model on the determination of m_W , the PYTHIA 8 prediction of the ratio of the p_T^W and p_T^Z distributions is compared to the corresponding prediction of the HERWIG 7 MC generator [111, 112], which implements an angular-ordered parton shower model. Differences between the PYTHIA 8 and HERWIG 7 predictions are smaller than the uncertainties in the PYTHIA 8 prediction, and no additional uncertainty is considered.

6.5.3 Uncertainties in the angular coefficients

The full set of angular coefficients can only be measured precisely for the production of Z bosons. The accuracy of the NNLO predictions of the angular coefficients is validated by comparison to the Z -boson measurement, and extrapolated to W -boson production assuming that NNLO predictions have similar accuracy for the W - and Z -boson processes. The ATLAS measurement of the angular coefficients in Z -boson production at a centre-of-mass energy of $\sqrt{s} = 8$ TeV [42] is used for this validation. The $O(\alpha_s^2)$ predictions, evaluated with DYNNLO, are in agreement with the measurements of the angular coefficients within the experimental uncertainties, except for the measurement of A_2 as a function of Z -boson p_T .

Two sources of uncertainty affecting the modelling of the angular coefficients are considered, and propagated to the W -boson predictions. One source is defined from the experimental uncertainty of the Z -boson measurement of the angular coefficients which is used to validate the NNLO predictions. The uncertainty in the corresponding W -boson predictions is estimated by propagating the experimental uncertainty of the Z -boson measurement as follows. A set of pseudodata distributions are obtained by fluctuating the angular coefficients within the experimental uncertainties, preserving the correlations between the different measurement bins for the different coefficients. For each pseudoexperiment, the differences in the A_i coefficients between fluctuated and nominal Z -boson measurement results are propagated to the corresponding coefficient in W -boson production. The corresponding uncertainty is defined from the standard deviation of the m_W values as estimated from the pseudodata distributions.

The other source of uncertainty is considered to account for the disagreement between the measurement and the NNLO QCD predictions observed for the A_2 angular coefficient as a function of the Z -boson

p_T (Figure 4). The corresponding uncertainty in m_W is estimated by propagating the difference in A_2 between the Z -boson measurement and the theoretical prediction to the corresponding coefficient in W -boson production. The corresponding uncertainty in the measurement of m_W is 1.6 MeV for the extraction from the p_T^ℓ distribution. Including this contribution, total uncertainties of 5.8 MeV and 5.3 MeV due to the modelling of the angular coefficients are estimated in the determination of the W -boson mass from the p_T^ℓ and m_T distributions, respectively. The uncertainty is dominated by the experimental uncertainty of the Z -boson measurement used to validate the theoretical predictions.

7 Calibration of electrons and muons

Any imperfect calibration of the detector response to electrons and muons impacts the measurement of the W -boson mass, as it affects the position and shape of the Jacobian edges reflecting the value of m_W . In addition, the p_T^ℓ and m_T distributions are broadened by the electron-energy and muon-momentum resolutions. Finally, the lepton-selection efficiencies depend on the lepton pseudorapidity and transverse momentum, further modifying these distributions. Corrections to the detector response are derived from the data, and presented below. In most cases, the corrections are applied to the simulation, with the exception of the muon sagitta bias corrections and electron energy response corrections, which are applied to the data. Backgrounds to the selected $Z \rightarrow \ell\ell$ samples are taken into account using the same procedures as discussed in Section 9. Since the Z samples are used separately for momentum calibration and efficiency measurements, as well as for the recoil response corrections discussed in Section 8, correlations among the corresponding uncertainties can appear. These correlations were investigated and found to be negligible.

7.1 Muon momentum calibration

As described in Section 5.1, the kinematic parameters of selected muons are determined from the associated inner-detector tracks. The accuracy of the momentum measurement is limited by imperfect knowledge of the detector alignment and resolution, of the magnetic field, and of the amount of passive material in the detector.

Biases in the reconstructed muon track momenta are classified as radial or sagitta biases. The former originate from detector movements along the particle trajectory and can be corrected by an η -dependent, charge-independent momentum-scale correction. The latter typically originate from curl distortions or linear twists of the detector around the z -axis [113], and can be corrected with η -dependent correction factors proportional to $q \times p_T^\ell$, where q is the charge of the muon. The momentum scale and resolution corrections are applied to the simulation, while the sagitta bias correction is applied to the data:

$$\begin{aligned} p_T^{\text{MC,corr}} &= p_T^{\text{MC}} \times [1 + \alpha(\eta, \phi)] \times [1 + \beta_{\text{curv}}(\eta) \cdot G(0, 1) \cdot p_T^{\text{MC}}], \\ p_T^{\text{data,corr}} &= \frac{p_T^{\text{data}}}{1 + q \cdot \delta(\eta, \phi) \cdot p_T^{\text{data}}}, \end{aligned}$$

where $p_T^{\text{data,MC}}$ is the uncorrected muon transverse momentum in data and simulation, $G(0, 1)$ are normally distributed random variables with mean zero and unit width, and α , β_{curv} , and δ represent the momentum

scale, intrinsic resolution and sagitta bias corrections, respectively. Multiple-scattering contributions to the resolution are relevant at low p_T , and the corresponding corrections are neglected.

Momentum scale and resolution corrections are derived using $Z \rightarrow \mu\mu$ decays, following the method described in Ref. [40]. Template histograms of the dimuon invariant mass are constructed from the simulated event samples, including momentum scale and resolution corrections in narrow steps within a range covering the expected uncertainty. The optimal values of α and β_{curv} are determined by means of a χ^2 minimisation, comparing data and simulation in the range of twice the standard deviation on each side of the mean value of the invariant mass distribution. In the first step, the corrections are derived by averaging over ϕ , and for 24 pseudorapidity bins in the range $-2.4 < \eta_\ell < 2.4$. In the second iteration, ϕ -dependent correction factors are evaluated in coarser bins of η_ℓ . The typical size of α varies from -0.0005 to -0.0015 depending on η_ℓ , while β_{curv} values increase from 0.2 TeV^{-1} in the barrel to 0.6 TeV^{-1} in the high η_ℓ region. Before the correction, the ϕ -dependence has an amplitude at the level of 0.1%.

The α and β_{curv} corrections are sensitive to the following aspects of the calibration procedure, which are considered for the systematic uncertainty: the choice of the fitting range, methodological biases, background contributions, theoretical modelling of Z -boson production, non-linearity of the corrections, and material distribution in the ID. The uncertainty due to the choice of fitting range is estimated by varying the range by $\pm 10\%$, and repeating the procedure. The uncertainty due to the fit methodology is estimated by comparing the template fit results with an alternative approach, based on an iterative χ^2 minimisation. Background contributions from gauge-boson pair and top-quark pair production are estimated using the simulation. The uncertainty in these background contributions is evaluated by varying their normalisation within the theoretical uncertainties on the production cross sections. The uncertainty in the theoretical modelling of Z -boson production is evaluated by propagating the effect of electroweak corrections to QED FSR, QED radiation of fermion pairs, and other NLO electroweak corrections described in Section 6.1. The experimental uncertainty in the value of the Z -boson mass m_Z used as input is also accounted for. These sources of uncertainty are summed in quadrature, yielding an uncertainty $\delta\alpha$ in the muon momentum scale correction of approximately 0.5×10^{-4} ; these sources are considered fully correlated across muon pseudorapidity.

The systematic uncertainty in the muon momentum scale due to the extrapolation from the $Z \rightarrow \mu\mu$ momentum range to the $W \rightarrow \mu\nu$ momentum range is estimated by evaluating momentum-scale corrections as a function of $1/p_T$ for muons in various $|\eta|$ ranges. The extrapolation uncertainty $\delta\alpha$ is parameterised as follows:

$$\delta\alpha = p_0 + \frac{p_1}{\langle p_T^\ell(W) \rangle},$$

where $\langle p_T^\ell(W) \rangle$ is the average p_T of muons in W -boson events, and p_0 and p_1 are free parameters. If the momentum-scale corrections are independent of $1/p_T$, the fitting parameters are expected to be $p_0 = 1$ and $p_1 = 0$. Deviations of p_1 from zero indicate a possible momentum dependence. The fitted values of $\delta\alpha$ are shown in Figure 5(a), and are consistent with one, within two standard deviations of the statistical error. The corresponding systematic uncertainty in m_W is defined assuming, in each bin of $|\eta|$, a momentum non-linearity given by the larger of the fitted value of p_1 and its uncertainty. This source of uncertainty is considered uncorrelated across muon pseudorapidity given that p_1 is dominated by statistical fluctuations. The effect of the imperfect knowledge of the material in the ID is studied using simulated event samples including an increase of the ID material by 10%, according to the uncertainty estimated in Ref. [114]. The impact of this variation is found to be negligible in comparison with the uncertainties discussed above.

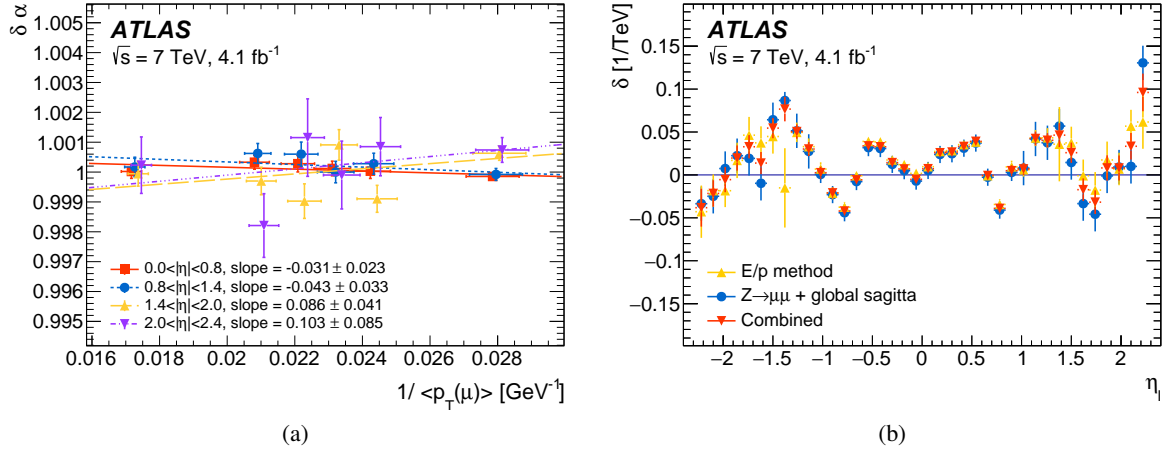


Figure 5: (a) Residual muon momentum scale corrections as a function of muon $1/p_T$ in four pseudorapidity regions, obtained with $Z \rightarrow \mu\mu$ events. The points are fitted using a linear function which parameterises the extrapolation of the muon momentum scale correction from Z to W events, as explained in the text. The error bars on the points show statistical uncertainties only. (b) Sagitta bias, δ , as a function of η_ℓ averaged over ϕ_ℓ . The results are obtained with the $Z \rightarrow \mu\mu$ and E/p methods and the combination of the two. The results obtained with the $Z \rightarrow \mu\mu$ method are corrected for the global sagitta bias. The E/p method uses electrons from $W \rightarrow e\nu$ decays. The two measurements are combined assuming they are uncorrelated. The error bars on the points show statistical uncertainties only.

Two methods are used for the determination of the sagitta bias δ . The first method exploits $Z \rightarrow \mu\mu$ events. Muons are categorised according to their charge and pseudorapidity, and for each of these categories, the position of the peak in the dimuon invariant mass distribution is determined for data and simulation. The procedure allows the determination of the charge dependence of the momentum scale for p_T values of approximately 42 GeV, which corresponds to the average transverse momentum of muons from Z -boson decays. The second method exploits identified electrons in a sample of $W \rightarrow e\nu$ decays. It is based on the ratio of the measured electron energy deposited in the calorimeter, E , to the electron momentum, p , measured in the ID. A clean sample of $W \rightarrow e\nu$ events with tightly identified electrons [38] is selected. Assuming that the response of the electromagnetic calorimeter is independent of the charge of the incoming particle, charge-dependent ID track momentum biases are extracted from the average differences in E/p for electrons and positrons [113]. This method benefits from a larger event sample compared to the first method, and allows the determination of charge-dependent corrections for p_T values of approximately 38 GeV, which corresponds to the average transverse momentum of muons in W -boson decays. The sagitta bias correction factors are derived using both methods separately in 40 η bins and 40 ϕ bins. The results are found to agree within uncertainties and are combined, as illustrated in Figure 5(b). The combined correction uncertainty is dominated by the finite size of the event samples.

Figure 6 shows the dimuon invariant mass distribution of $Z \rightarrow \mu\mu$ decays in data and simulation, after applying all corrections. Table 4 summarises the effect of the muon momentum scale and resolution uncertainties on the determination of m_W . The dominant systematic uncertainty in the momentum scale is due to the extrapolation of the correction from the Z -boson momentum range to the W -boson momentum range. The extrapolation uncertainty $\delta\alpha$ is $(2-5) \times 10^{-5}$ for $|\eta_\ell| < 2.0$, and $(4-7) \times 10^{-4}$ for $|\eta_\ell| > 2.0$. Systematic uncertainties from other sources are relatively small. The systematic uncertainty of the resolution corrections is dominated by the statistical uncertainty of the Z -boson event sample, and includes a contribution from the imperfect closure of the method. The latter is defined from the residual

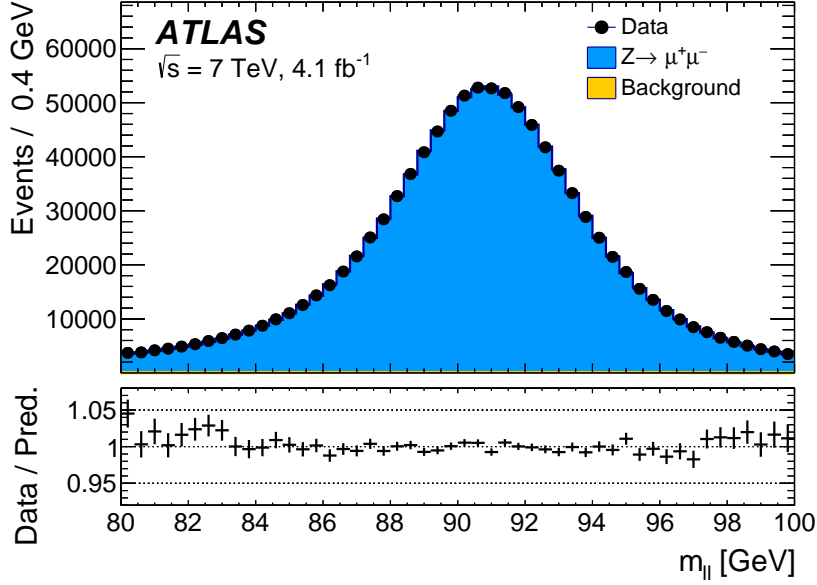


Figure 6: Dimuon invariant mass distribution in $Z \rightarrow \mu\mu$ events. The data are compared to the simulation including signal and background contributions. Corrections for momentum scale and resolution, and for reconstruction, isolation, and trigger efficiencies are applied to the muons in the simulated events. Background events contribute less than 0.2% of the observed distribution. The lower panel shows the data-to-prediction ratio, with the error bars showing the statistical uncertainty.

difference between the standard deviations of the dimuon invariant mass in data and simulation, after applying resolution corrections.

7.2 Muon selection efficiency

The selection of muon candidates in $W \rightarrow \mu\nu$ and $Z \rightarrow \mu\mu$ events requires an isolated track reconstructed in the inner detector and in the muon spectrometer. In addition, the events are required to pass the muon trigger selection. Differences in the efficiency of the reconstruction and selection requirements between data and simulation can introduce a systematic shift in the measurement of the W -boson mass, and have to be corrected. In particular, the extraction of m_W is sensitive to the dependence of the trigger, reconstruction and isolation efficiencies on the muon p_T and on the projection of the recoil on the lepton transverse momentum, $u_{||}^\ell$.

For muons with p_T larger than approximately 15 GeV the detector simulation predicts constant efficiency as a function of p_T^ℓ , both for the muon trigger selection and the track reconstruction. In contrast, the efficiency of the isolation requirement is expected to vary as a function of p_T^ℓ and $u_{||}^\ell$. The efficiency corrections also affect the muon selection inefficiency, and hence the estimation of the $Z \rightarrow \mu\mu$ background, which contributes to the $W \rightarrow \mu\nu$ selection when one of the decay muons fails the muon reconstruction or kinematic selection requirements.

Corrections to the muon reconstruction, trigger and isolation efficiencies are estimated by applying the tag-and-probe method [40] to $Z \rightarrow \mu\mu$ events in data and simulation. Efficiency corrections are defined as the ratio of efficiencies evaluated in data to efficiencies evaluated in simulated events. The corrections are

$ \eta_\ell $ range	[0.0, 0.8]		[0.8, 1.4]		[1.4, 2.0]		[2.0, 2.4]		Combined	
Kinematic distribution	p_T^ℓ	m_T	p_T^ℓ	m_T	p_T^ℓ	m_T	p_T^ℓ	m_T	p_T^ℓ	m_T
δm_W [MeV]										
Momentum scale	8.9	9.3	14.2	15.6	27.4	29.2	111.0	115.4	8.4	8.8
Momentum resolution	1.8	2.0	1.9	1.7	1.5	2.2	3.4	3.8	1.0	1.2
Sagitta bias	0.7	0.8	1.7	1.7	3.1	3.1	4.5	4.3	0.6	0.6
Reconstruction and isolation efficiencies	4.0	3.6	5.1	3.7	4.7	3.5	6.4	5.5	2.7	2.2
Trigger efficiency	5.6	5.0	7.1	5.0	11.8	9.1	12.1	9.9	4.1	3.2
Total	11.4	11.4	16.9	17.0	30.4	31.0	112.0	116.1	9.8	9.7

Table 4: Systematic uncertainties in the m_W measurement from muon calibration and efficiency corrections, for the different kinematic distributions and $|\eta_\ell|$ categories, averaged over lepton charge. The momentum-scale uncertainties include the effects of both the momentum scale and linearity corrections. Combined uncertainties are evaluated as described in Section 2.2.

evaluated as functions of two variables, p_T^ℓ and $u_{||}^\ell$, and in various regions of the detector. The detector is segmented into regions corresponding to the η and ϕ coverage of the muon spectrometer. The subdivision accounts for the geometrical characteristics of the detector, such as the presence of uninstrumented or transition regions. The dependence of the efficiencies on $u_{||}^\ell$ agree in data and simulation. Therefore, the muon efficiency corrections are evaluated only as a function of p_T^ℓ and η_ℓ , separately for positive and negative muon charges. The final efficiency correction factors are linearly interpolated as a function of muon p_T . No significant p_T -dependence of the corrections is observed in any of the detector regions.

The selection of tag-and-probe pairs from $Z \rightarrow \mu\mu$ events is based on the kinematic requirements described in Section 5.2. The tag muon is required to be a combined and energy-isolated muon candidate (see Section 5.1) which fulfils the muon trigger requirements. The selection requirements applied to the probe muon candidate differ for each efficiency determination: the selection requirement for which the efficiency is determined is removed from the set of requirements applied to the probe muon. All the efficiency corrections are derived inclusively for the full data set, with the exception of the trigger, for which they are derived separately for two different data-taking periods. The resulting scale factors are shown as a function of p_T^ℓ and averaged over η_ℓ in Figure 7(a). The trigger and isolation efficiency corrections are typically below 0.3%, while the reconstruction efficiency correction is on average about 1.1%. The corresponding impact on muon selection inefficiency reaches up to about 20%.

The quality of the efficiency corrections is evaluated by applying the corrections to the $Z \rightarrow \mu\mu$ simulated sample, and comparing the simulated kinematic distributions to the corresponding distributions in data. Figure 7(b) illustrates this procedure for the η_ℓ distribution. Further distributions are shown in Section 9.

The dominant source of uncertainty in the determination of the muon efficiency corrections is the statistical uncertainty of the Z-boson data sample. The largest sources of systematic uncertainty are the multijet background contribution and the momentum-scale uncertainty. The corresponding uncertainty in the measurement of m_W is approximately 5 MeV. The ID tracking efficiencies for muon candidates are above 99.5% without any significant p_T dependence, and the associated uncertainties are not considered further. An overview of the uncertainties associated with the muon efficiency corrections is shown in Table 4.

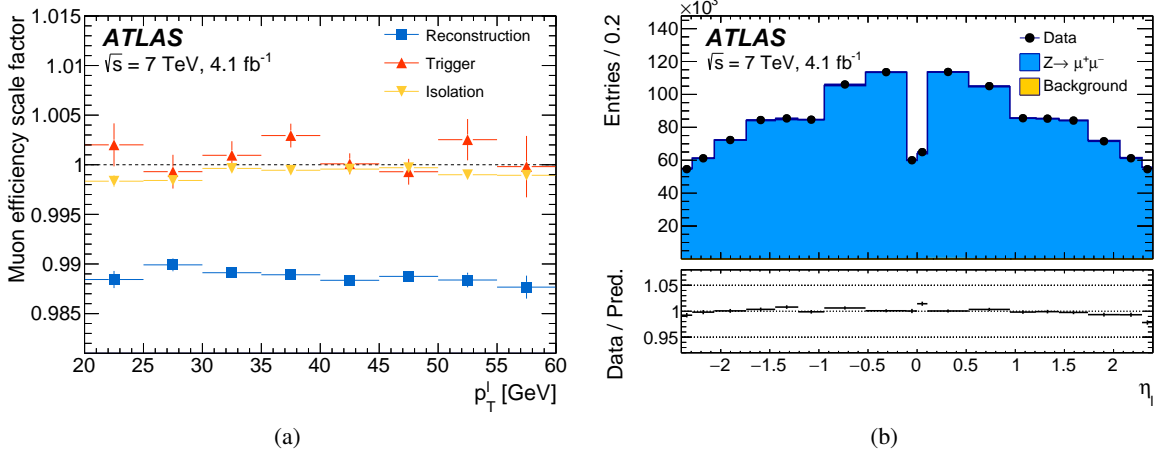


Figure 7: (a) Scale factors for the muon reconstruction, trigger and isolation efficiency obtained with the tag and probe method as a function of the muon p_T . Scale factors for the trigger efficiency are averaged over two data-taking periods as explained in the text. The error bars on the points show statistical uncertainties only. (b) Distribution of the reconstructed muons η in $Z \rightarrow \mu\mu$ events. The data are compared to the simulation including signal and background contributions. Corrections for momentum scale and resolution, and for reconstruction, isolation, and trigger efficiencies are applied to the muons in the simulated events. Background events contribute less than 0.2% of the observed distribution. The lower panel shows the data-to-prediction ratio, with the error bars showing the statistical uncertainty.

7.3 Electron energy response

The electron-energy corrections and uncertainties are largely based on the ATLAS Run 1 electron and photon calibration results [39]. The correction procedure starts with the intercalibration of the first and second layers of the EM calorimeter for minimum-ionising particles, using the energy deposits of muons in $Z \rightarrow \mu\mu$ decays. After the intercalibration of the calorimeter layers, the longitudinal shower-energy profiles of electrons and photons are used to determine the presampler energy scale and probe the passive material in front of the EM calorimeter, leading to an improved description of the detector material distribution and providing estimates of the residual passive material uncertainty. Finally, a dependence of the cell-level energy measurement on the read-out gain is observed in the second layer and corrected for. After these preliminary corrections, an overall energy-scale correction is determined as a function of η_e from $Z \rightarrow ee$ decays, by comparing the reconstructed mass distributions in data and simulation. Simultaneously, an effective constant term for the calorimeter energy resolution is extracted by adjusting the width of the reconstructed dielectron invariant mass distribution in simulation to match the distribution in data.

Uncertainties in the energy-response corrections arise from the limited size of the $Z \rightarrow ee$ sample, from the physics modelling of the resonance and from the calibration algorithm itself. Physics-modelling uncertainties include uncertainties from missing higher-order electroweak corrections (dominated by the absence of lepton-pair emissions in the simulation) and from the experimental uncertainty in m_Z ; these effects are taken fully correlated with the muon channel. Background contributions are small and the associated uncertainty is considered to be negligible. Uncertainties related to the calibration procedure are estimated by varying the invariant mass range used for the calibration, and with a closure test. For the closure test, a pseudodata sample of $Z \rightarrow ee$ events is obtained from the nominal sample by rescaling

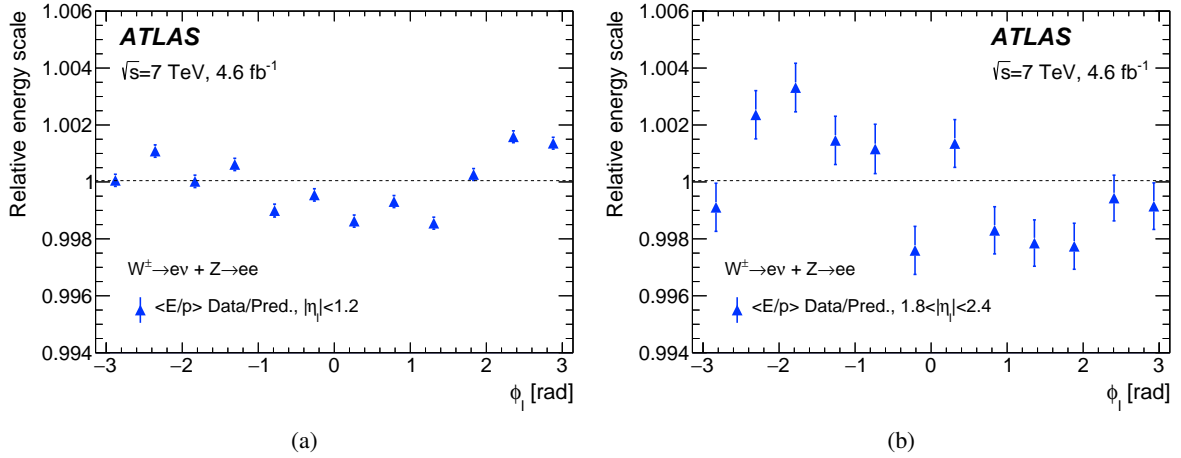


Figure 8: Azimuthal variation of the data-to-prediction ratio of $\langle E/p \rangle$ in W and Z events, for electrons in (a) $|\eta_\ell| < 1.2$ and (b) $1.8 < |\eta_\ell| < 2.4$. The electron energy calibration based on $Z \rightarrow ee$ events is applied, and the track p is corrected for the momentum scale, resolution and sagitta bias. The mean for the E/p distribution integrated in ϕ is normalised to unity. The error bars are statistical only.

the electron energies by known η -dependent factors; the calibration algorithm is then applied, and the measured energy corrections are compared with the input rescaling factors.

These sources of uncertainty constitute a subset of those listed in Ref. [39], where additional variations were considered in order to generalise the applicability of the Z -boson calibration results to electrons and photons spanning a wide energy range. The effect of these uncertainties is averaged within the different η_ℓ categories. The overall relative energy-scale uncertainty, averaged over η_ℓ , is 9.4×10^{-5} for electrons from Z -boson decays.

In addition to the uncertainties in the energy-scale corrections arising from the Z -boson calibration procedure, possible differences in the energy response between electrons from Z -boson and W -boson decays constitute a significant source of uncertainty. The linearity of the response is affected by uncertainties in the intercalibration of the layers and in the passive material and calorimeter read-out corrections mentioned above. Additional uncertainties are assigned to cover imperfect electronics pedestal subtraction affecting the energy measurement in the cells of the calorimeter, and to the modelling of the interactions between the electrons and the detector material in GEANT4. The contribution from these sources to the relative energy-scale uncertainty is $(3\text{--}12) \times 10^{-5}$ in each η bin, and 5.4×10^{-5} when averaged over the full η range after taking into account the correlation between the η bins.

Azimuthal variations of the electron-energy response are expected from gravity-induced mechanical deformations of the EM calorimeter, and are observed especially in the endcaps, as illustrated in Figure 8. As the Z -boson calibration averages over ϕ_ℓ and the azimuthal distributions of the selected electrons differ in the two processes, a small residual effect from this modulation is expected when applying the calibration results to the $W \rightarrow e\nu$ sample. Related effects are discussed in Section 8. A dedicated correction is derived using the azimuthal dependence of the mean of the electron energy/momentum ratio, $\langle E/p \rangle$, after correcting p for the momentum scale and curvature bias discussed in Section 7.1. The effect of this correction is a relative change of the average energy response of 3.8×10^{-5} in W -boson events, with negligible uncertainty.

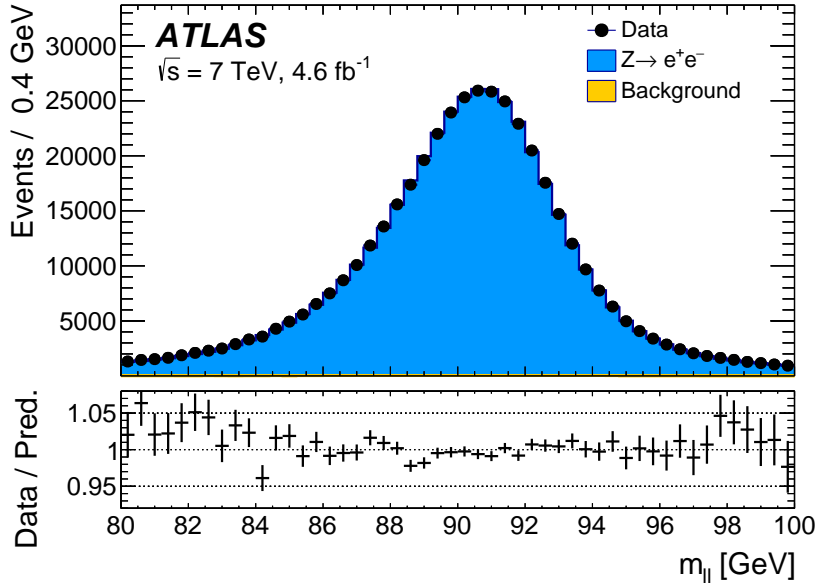


Figure 9: Dielectron invariant mass distribution in $Z \rightarrow ee$ events. The data are compared to the simulation including signal and backgrounds. Corrections for energy resolution, and for reconstruction, identification, isolation and trigger efficiencies are applied to the simulation; energy-scale corrections are applied to the data. Background events contribute less than 0.2% of the observed distribution. The lower panel shows the data-to-prediction ratio, with the error bars showing the statistical uncertainty.

The E/p distribution is also used to test the modelling of non-Gaussian tails in the energy response. An excess of events is observed in data at low values of E/p , and interpreted as the result of the mismodelling of the lateral development of EM showers in the calorimeter. Its impact is evaluated by removing the electrons with E/p values in the region where the discrepancy is observed. The effect of this removal is compatible for electrons from W - and Z -boson decays within 4.9×10^{-5} , which corresponds to the statistical uncertainty of the test and is considered as an additional systematic uncertainty.

The result of the complete calibration procedure is illustrated in Figure 9, which shows the comparison of the dielectron invariant mass distribution for $Z \rightarrow ee$ events in data and simulation. The impact of the electron-energy calibration uncertainties on the m_W measurement is summarised in Table 5.

7.4 Electron selection efficiency

Electron efficiency corrections are determined using samples of $W \rightarrow ev$, $Z \rightarrow ee$, and $J/\psi \rightarrow ee$ events, and measured separately for electron reconstruction, identification and trigger efficiencies [38], as a function of electron η and p_T . In the p_T range relevant for the measurement of the W -boson mass, the reconstruction and identification efficiency corrections have a typical uncertainty of 0.1–0.2% in the barrel, and 0.3% in the endcap. The trigger efficiency corrections have an uncertainty smaller than 0.1%, and are weakly dependent on p_T^ℓ .

For a data-taking period corresponding to approximately 20% of the integrated luminosity, the LAr calorimeter suffered from six front-end board failures. During this period, electrons could not be reconstructed in the region of $0 < \eta < 1.475$ and $-0.9 < \phi < -0.5$. The data-taking conditions are reflected in

$ \eta_\ell $ range	[0.0, 0.6]		[0.6, 1.2]		[1.82, 2.4]		Combined	
Kinematic distribution	p_T^ℓ	m_T	p_T^ℓ	m_T	p_T^ℓ	m_T	p_T^ℓ	m_T
δm_W [MeV]								
Energy scale	10.4	10.3	10.8	10.1	16.1	17.1	8.1	8.0
Energy resolution	5.0	6.0	7.3	6.7	10.4	15.5	3.5	5.5
Energy linearity	2.2	4.2	5.8	8.9	8.6	10.6	3.4	5.5
Energy tails	2.3	3.3	2.3	3.3	2.3	3.3	2.3	3.3
Reconstruction efficiency	10.5	8.8	9.9	7.8	14.5	11.0	7.2	6.0
Identification efficiency	10.4	7.7	11.7	8.8	16.7	12.1	7.3	5.6
Trigger and isolation efficiencies	0.2	0.5	0.3	0.5	2.0	2.2	0.8	0.9
Charge mismeasurement	0.2	0.2	0.2	0.2	1.5	1.5	0.1	0.1
Total	19.0	17.5	21.1	19.4	30.7	30.5	14.2	14.3

Table 5: Systematic uncertainties in the m_W measurement due to electron energy calibration, efficiency corrections and charge mismeasurement, for the different kinematic distributions and $|\eta_\ell|$ regions, averaged over lepton charge. Combined uncertainties are evaluated as described in Section 2.2.

the simulation for the corresponding fraction of events. However, the trigger acceptance loss is not perfectly simulated, and dedicated efficiency corrections are derived as a function of η and ϕ to correct the mismodelling, and applied in addition to the initial corrections.

As described in Section 5, isolation requirements are applied to the identified electrons. Their efficiency is approximately 95% in the simulated event samples, and energy-isolation efficiency corrections are derived as for the reconstruction, identification, and trigger efficiencies. The energy-isolation efficiency corrections deviate from unity by less than 0.5%, with an uncertainty smaller than 0.2% on average.

Finally, as positively and negatively charged W -boson events have different final-state distributions, the W^+ contamination in the W^- sample, and vice versa, constitutes an additional source of uncertainty. The rate of electron charge mismeasurement in simulated events rises from about 0.2% in the barrel to 4% in the endcap. Estimates of charge mismeasurement in data confirm these predictions within better than 0.1%, apart from the high $|\eta|$ region where differences up to 1% are observed. The electron charge mismeasurement induces a systematic uncertainty in m_W of approximately 0.5 MeV in the regions of $|\eta_\ell| < 0.6$ and $0.6 < |\eta_\ell| < 1.2$, and of 5 MeV in the region of $1.8 < |\eta_\ell| < 2.4$, separately for W^+ and W^- . Since the W^+ and W^- samples contaminate each other, the effect is anti-correlated for the m_W measurements in the two different charge categories, and cancels in their combination, up to the asymmetry in the W^+/W^- production rate. After combination, the residual uncertainty in m_W is 0.2 MeV for $|\eta_\ell| < 1.2$, and 1.5 MeV for $1.8 < |\eta_\ell| < 2.4$, for both the p_T^ℓ and m_T distributions. The uncertainties are considered as uncorrelated across pseudorapidity bins.

Figure 10 compares the η_ℓ distribution in data and simulation for $Z \rightarrow ee$ events, after applying the efficiency corrections discussed above. The corresponding uncertainties in m_W due to the electron efficiency corrections are shown in Table 5.

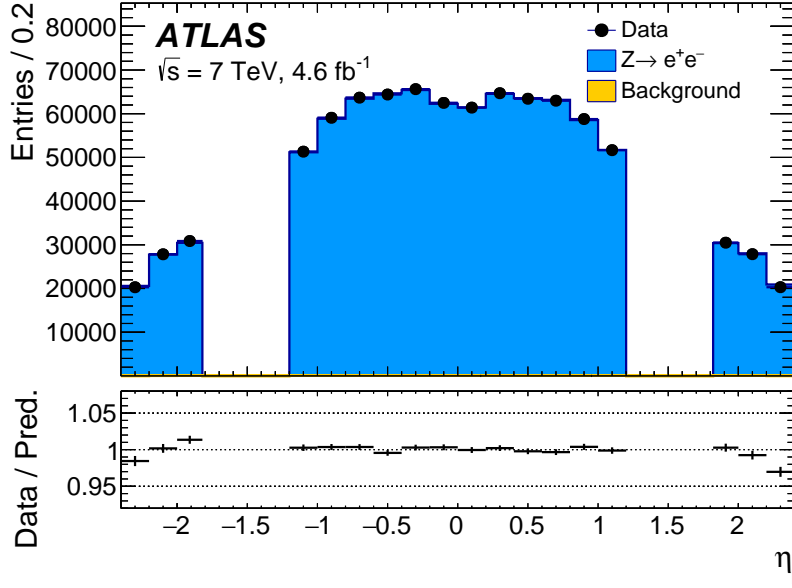


Figure 10: Distribution of reconstructed electrons η in $Z \rightarrow ee$ events. The data are compared to the simulation including signal and background contributions. Corrections for energy resolution, and for reconstruction, identification, isolation and trigger efficiencies are applied to the simulation; energy-scale corrections are applied to the data. Background events contribute less than 0.2% of the observed distribution. The lower panel shows the data-to-prediction ratio, with the error bars showing the statistical uncertainty.

8 Calibration of the recoil

The calibration of the recoil, u_T , affects the measurement of the W -boson mass through its impact on the m_T distribution, which is used to extract m_W . In addition, the recoil calibration affects the p_T^ℓ and m_T distributions through the p_T^{miss} , m_T , and u_T event-selection requirements. The calibration procedure proceeds in two steps. First, the dominant part of the u_T resolution mismodelling is addressed by correcting the modelling of the overall event activity in simulation. These corrections are derived separately in the W - and Z -boson samples. Second, corrections for residual differences in the recoil response and resolution are derived using Z -boson events in data, and transferred to the W -boson sample.

8.1 Event activity corrections

The pile-up of multiple proton–proton interactions has a significant impact on the resolution of the recoil. As described in Section 4, the pile-up is modelled by overlaying the simulated hard-scattering process with additional pp interactions simulated using PYTHIA 8 with the A2 tune. The average number of interactions per bunch crossing is defined, for each event, as $\langle \mu \rangle = \mathcal{L}\sigma_{\text{in}}/f_{\text{BC}}$, where \mathcal{L} is the instantaneous luminosity, σ_{in} is the total pp inelastic cross section and f_{BC} is the average bunch-crossing rate. The distribution of $\langle \mu \rangle$ in the simulated event samples is reweighted to match the corresponding distribution in data. The distribution of $\langle \mu \rangle$ is affected in particular by the uncertainty in the cross section and properties of inelastic collisions. In the simulation, $\langle \mu \rangle$ is scaled by a factor α to optimise the modelling of observed data distributions which are relevant to the modelling of u_T . A value of $\alpha = 1.10 \pm 0.04$ is determined by minimising the χ^2 function of the compatibility test between data and simulation for the ΣE_T^* and

u_{\perp}^Z distributions, where the uncertainty accounts for differences in the values determined using the two distributions.

After the correction applied to the average number of pile-up interactions, residual data-to-prediction differences in the ΣE_{T}^* distribution are responsible for most of the remaining u_{T} resolution mismodelling. The ΣE_{T}^* distribution is corrected by means of a Smirnov transform, which is a mapping $x \rightarrow x'(x)$ such that a function $f(x)$ is transformed into another target function $g(x)$ through the relation $f(x) \rightarrow f(x') \equiv g(x)$ [115]. Accordingly, a mapping $\Sigma E_{\text{T}}^* \rightarrow \Sigma E_{\text{T}}^{*'}$ is defined such that the distribution of ΣE_{T}^* in simulation, $h_{\text{MC}}(\Sigma E_{\text{T}}^*)$, is transformed into $h_{\text{MC}}(\Sigma E_{\text{T}}^{*'})$ to match the ΣE_{T}^* distribution in data, $h_{\text{data}}(\Sigma E_{\text{T}}^*)$. The correction is derived for Z -boson events in bins of $p_{\text{T}}^{\ell\ell}$, as the observed differences in the ΣE_{T}^* distribution depend on the Z -boson transverse momentum. The result of this procedure is illustrated in Figure 11(a). The modified distribution is used to parameterise the recoil response corrections discussed in the next section.

In W -boson events, the transverse momentum of the boson can only be inferred from u_{T} , which has worse resolution compared to $p_{\text{T}}^{\ell\ell}$ in Z -boson events. To overcome this limitation, a p_{T} -dependent correction is defined assuming that the p_{T} dependence of differences between data and simulation in the ΣE_{T}^* distribution in W -boson events follows the corresponding differences observed in Z -boson events. The ΣE_{T}^* distribution to be matched by the simulation is defined as follows for W -boson events:

$$\tilde{h}_{\text{data}}^W(\Sigma E_{\text{T}}^*, p_{\text{T}}^W) \equiv h_{\text{data}}^Z(\Sigma E_{\text{T}}^*, p_{\text{T}}^{\ell\ell}) \left(\frac{h_{\text{data}}^W(\Sigma E_{\text{T}}^*)}{h_{\text{MC}}^W(\Sigma E_{\text{T}}^*)} / \frac{h_{\text{data}}^Z(\Sigma E_{\text{T}}^*)}{h_{\text{MC}}^Z(\Sigma E_{\text{T}}^*)} \right), \quad (4)$$

where p_{T}^W is the particle-level W -boson transverse momentum, and $p_{\text{T}}^{\ell\ell}$ the transverse momentum measured from the decay-lepton pair, used as an approximation of the particle-level p_{T}^Z . The superscripts W and Z refer to W - or Z -boson event samples, and the double ratio in the second term accounts for the differences between the inclusive distributions in W - and Z -boson events. This correction is defined separately for positively and negatively charged W bosons, so as to incorporate the dependence of the p_{T}^W distribution on the charge of the W boson. Using $\tilde{h}_{\text{data}}^W(\Sigma E_{\text{T}}^*, p_{\text{T}}^W)$ defined in Eq. (4) as the target distribution, the p_{T}^W -dependent Smirnov transform of the ΣE_{T}^* distribution in W -boson events is defined as follows:

$$h_{\text{MC}}^W(\Sigma E_{\text{T}}^*; p_{\text{T}}^W) \rightarrow h_{\text{MC}}^W(\Sigma E_{\text{T}}^{*'}; p_{\text{T}}^W) \equiv \tilde{h}_{\text{data}}^W(\Sigma E_{\text{T}}^*; p_{\text{T}}^W).$$

The validity of the approximation introduced in Eq. (4) is verified by comparing $h_{\text{data}}^W(\Sigma E_{\text{T}}^*)/h_{\text{MC}}^W(\Sigma E_{\text{T}}^*)$ and $h_{\text{data}}^Z(\Sigma E_{\text{T}}^*)/h_{\text{MC}}^Z(\Sigma E_{\text{T}}^*)$ in broad bins of u_{T} . The associated systematic uncertainties are discussed in Section 8.3.

8.2 Residual response corrections

In the ideal case of beams coinciding with the z -axis, the physical transverse momentum of W and Z bosons is uniformly distributed in ϕ . However, an offset of the interaction point with respect to the detector centre in the transverse plane, the non-zero crossing angle between the proton beams, and ϕ -dependent response of the calorimeters generate anisotropies in the reconstructed recoil distribution. Corresponding differences between data and simulation are addressed by effective corrections applied to u_x and u_y in simulation:

$$\begin{aligned} u'_x &= u_x + (\langle u_x \rangle_{\text{data}} - \langle u_x \rangle_{\text{MC}}), \\ u'_y &= u_y + (\langle u_y \rangle_{\text{data}} - \langle u_y \rangle_{\text{MC}}), \end{aligned}$$

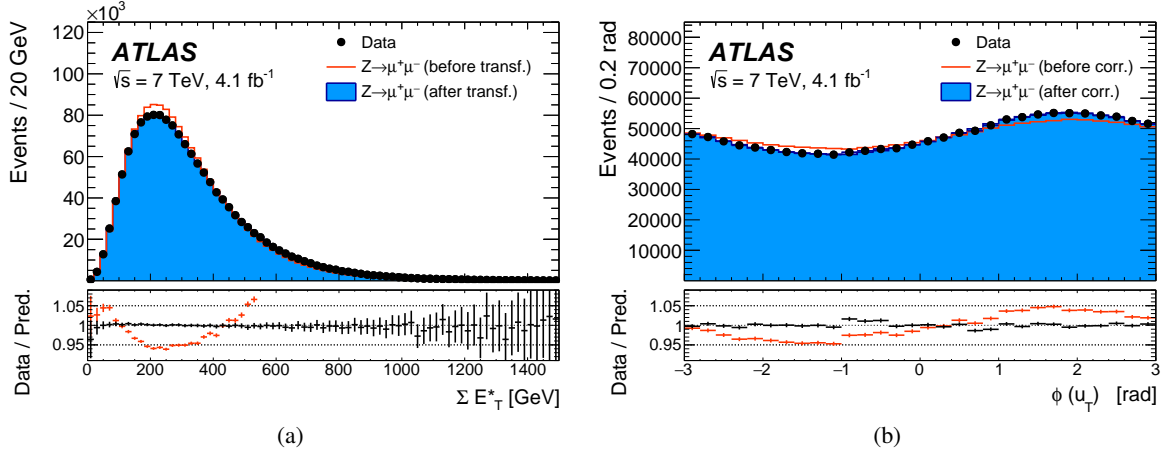


Figure 11: Distributions of (a) ΣE_T^* and (b) azimuth ϕ of the recoil in data and simulation for $Z \rightarrow \mu\mu$ events. The ΣE_T^* distribution is shown before and after applying the Smirnov-transform correction, and the ϕ distribution is shown before and after the $u_{x,y}$ correction. The lower panels show the data-to-prediction ratios, with the vertical bars showing the statistical uncertainty.

where $\langle u_{x,y} \rangle_{\text{data}}$ and $\langle u_{x,y} \rangle_{\text{MC}}$ are the mean values of these distributions in data and simulation, respectively. The corrections are evaluated in Z -boson events and parameterised as a function of ΣE_T^* . The effect of these corrections on the recoil ϕ distribution is illustrated in Figure 11(b).

The transverse momentum of Z bosons can be reconstructed from the decay-lepton pair with a resolution of 1–2 GeV, which is negligible compared to the recoil energy resolution. The recoil response can thus be calibrated from comparisons with the reconstructed $p_T^{\ell\ell}$ in data and simulation. Recoil energy scale and resolution corrections are derived in bins of ΣE_T^* and $p_T^{\ell\ell}$ at reconstruction level, and are applied in simulation as a function of the particle-level vector-boson momentum p_T^V in both the W - and Z -boson samples. The energy scale of the recoil is calibrated by comparing the $u_{\parallel}^Z + p_T^{\ell\ell}$ distribution in data and simulation, whereas resolution corrections are evaluated from the u_{\perp}^Z distribution. Energy-scale corrections $b(p_T^V, \Sigma E_T^{*'})$ are defined as the difference between the average values of the $u_{\parallel}^Z + p_T^{\ell\ell}$ distributions in data and simulation, and the energy-resolution correction factors $r(p_T^V, \Sigma E_T^{*'})$ as the ratio of the standard deviations of the corresponding u_{\perp}^Z distributions.

The parallel component of u_T in simulated events is corrected for energy scale and resolution, whereas the perpendicular component is corrected for energy resolution only. The corrections are defined as follows:

$$u_{\parallel}^{V,\text{corr}} = \left[u_{\parallel}^{V,\text{MC}} - \langle u_{\parallel}^{Z,\text{data}} \rangle(p_T^V, \Sigma E_T^{*'}) \right] \cdot r(p_T^V, \Sigma E_T^{*'}) + \langle u_{\parallel}^{Z,\text{data}} \rangle(p_T^V, \Sigma E_T^{*'}) + b(p_T^V, \Sigma E_T^{*'}), \quad (5)$$

$$u_{\perp}^{V,\text{corr}} = u_{\perp}^{V,\text{MC}} \cdot r(p_T^V, \Sigma E_T^{*'}); \quad (6)$$

where $V = W, Z$, $u_{\parallel}^{V,\text{MC}}$ and $u_{\perp}^{V,\text{MC}}$ are the parallel and perpendicular components of u_T in the simulation, and $u_{\parallel}^{V,\text{corr}}$ and $u_{\perp}^{V,\text{corr}}$ are the corresponding corrected values. As for b and r , the average $\langle u_{\parallel}^{Z,\text{data}} \rangle$ is mapped as a function of the reconstructed $p_T^{\ell\ell}$ in Z -boson data, and used as a function of p_T^V in both W - and Z -boson simulation. Since the resolution of u_T has a sizeable dependence on the amount of pile-up,

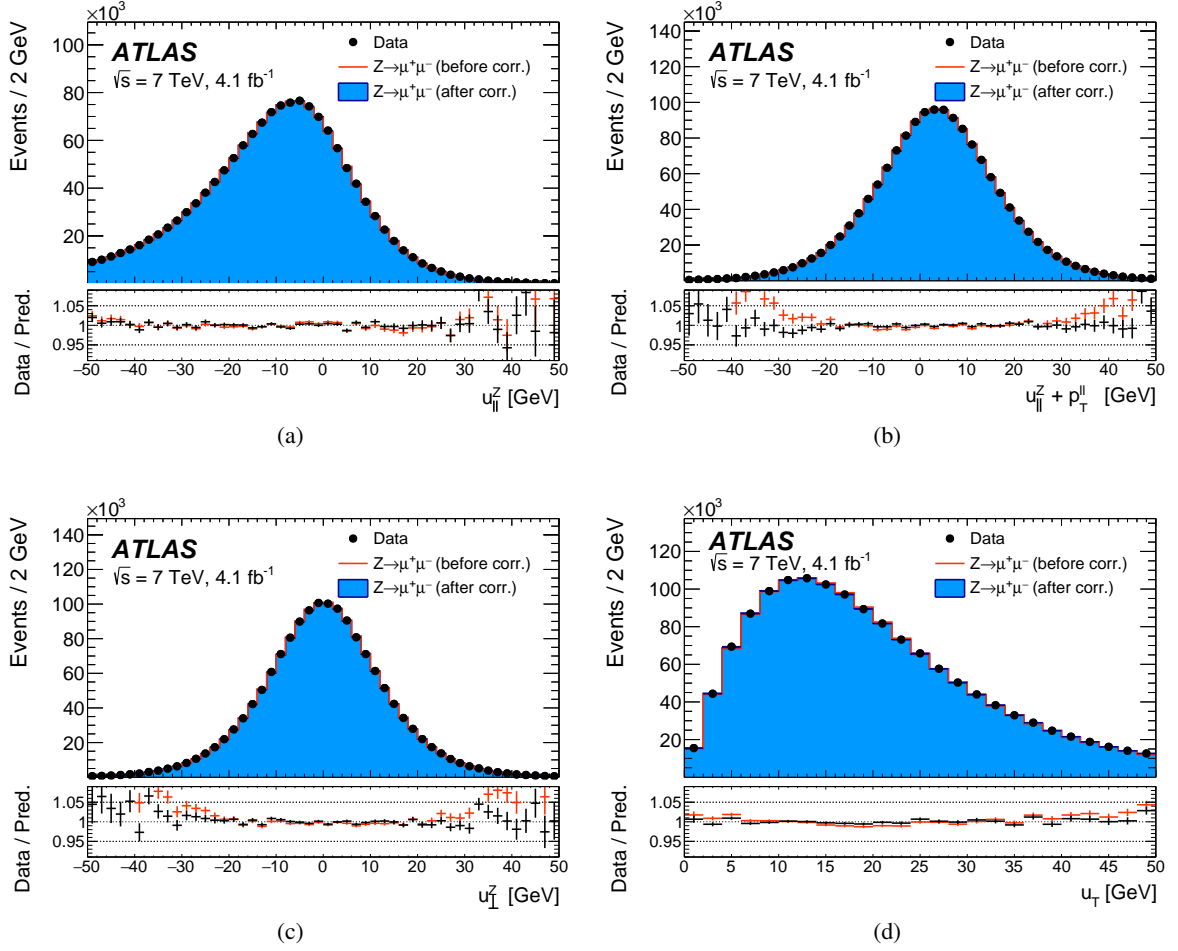


Figure 12: Recoil distributions for (a) u_{\parallel}^Z , (b) $u_{\parallel}^Z + p_{\perp}^{\ell\ell}$, (c) u_{\perp}^Z , and (d) u_{\perp} in $Z \rightarrow \mu\mu$ events. The data are compared to the simulation before and after applying the recoil corrections described in the text. The lower panels show the data-to-prediction ratios, with the vertical bars showing the statistical uncertainty.

the correction procedure is defined in three bins of $\langle \mu \rangle$, corresponding to low, medium, and high pile-up conditions, and defined by the ranges of $\langle \mu \rangle \in [2.5, 6.5]$, $\langle \mu \rangle \in [6.5, 9.5]$, and $\langle \mu \rangle \in [9.5, 16.0]$, respectively. Values for $b(p_{\perp}^V, \Sigma E_T^{*'})$ are typically $O(100 \text{ MeV})$, and $r(p_{\perp}^V, \Sigma E_T^{*'})$ deviates from unity by 2% at most. The effect of the calibration is shown in Figure 12 for $Z \rightarrow \mu\mu$ events. The level of agreement obtained after corrections is satisfactory, and similar performance is observed for $Z \rightarrow ee$ events.

A closure test of the applicability of Z -based corrections to W production is performed using W and Z samples simulated with POWHEG+HERWIG 6, which provide an alternative model for the description of hadronisation and the underlying event. The procedure described above is used to correct the recoil response from POWHEG+PYTHIA 8 to POWHEG+HERWIG 6, where the latter is treated as pseudodata. As shown in Figure 13, the corrected W recoil distributions in POWHEG+PYTHIA 8 match the corresponding distributions in POWHEG+HERWIG 6. For this study, the effect of the different particle-level p_{\perp}^W distributions in both samples is removed by reweighting the POWHEG+PYTHIA 8 prediction to POWHEG+HERWIG 6. This study is performed applying the standard lepton selection cuts, but avoiding further kinematic selections

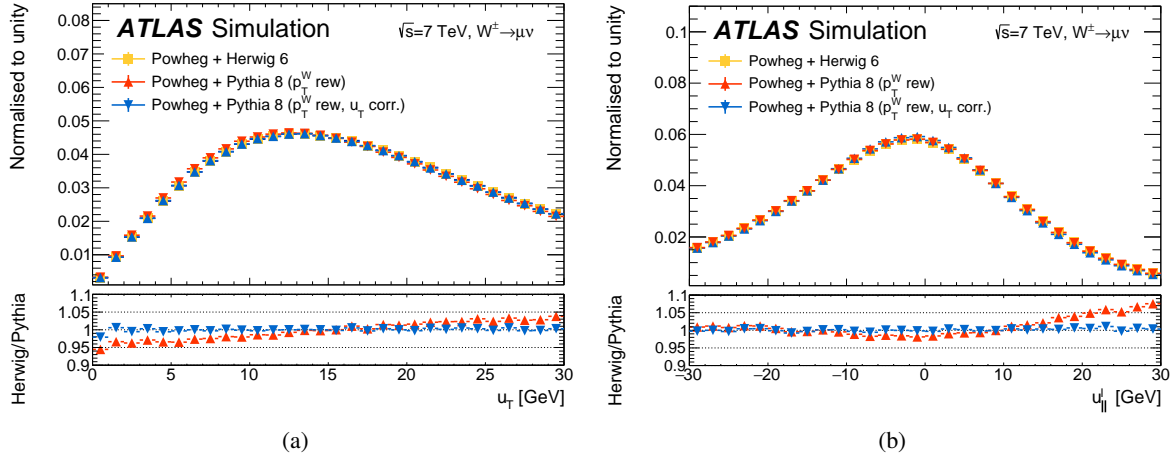


Figure 13: Distributions of (a) u_T and (b) u_{\perp}^{ℓ} in W events simulated using POWHEG+PYTHIA 8 and POWHEG+HERWIG 6. The recoil response in POWHEG+PYTHIA 8 is corrected to the POWHEG+HERWIG 6 response using simulated Z events following the method described in the text. The p_T^W distribution in POWHEG+PYTHIA 8 is reweighted to the POWHEG+HERWIG 6 prediction. The lower panels show the ratios of POWHEG+HERWIG 6 to POWHEG+PYTHIA 8, with and without the response correction in the POWHEG+PYTHIA 8 sample.

in order to maximize the statistics available for the test.

8.3 Systematic uncertainties

The recoil calibration procedure is sensitive to the following sources of systematic uncertainty: the uncertainty of the scale factor applied to the $\langle\mu\rangle$ distribution, uncertainties due to the Smirnov transform of the ΣE_T^* distribution, uncertainties in the correction of the average value of the $u_{x,y}$ distributions, statistical uncertainties in the residual correction factors and their p_T dependence, and expected differences in the recoil response between Z - and W -boson events.

The uncertainty from the $\langle\mu\rangle$ scale-factor α is evaluated by varying it by its uncertainty and repeating all steps of the recoil calibration procedure. These variations affect the determination of m_W by less than 1 MeV.

The systematic uncertainty related to the dependence of the ΣE_T^* correction on p_T is estimated by comparing with the results of a p_T -inclusive correction. This source contributes, averaging over W -boson charges, an uncertainty of approximately 1 MeV for the extraction of m_W from the p_T^{ℓ} distribution, and 11 MeV when using the m_T distribution.

The recoil energy scale and resolution corrections of Eqs. (5) and (6) are derived from the Z -boson sample and applied to W -boson events. Differences in the detector response to the recoil between W - and Z -boson processes are considered as a source of systematic uncertainty for these corrections. Differences between the u_{\perp}^W and u_{\perp}^Z distributions originating from different vector-boson kinematic properties, different ISR and FSR photon emission, and from different selection requirements are, however, discarded as they are either accurately modelled in the simulation or already incorporated in the correction procedure.

W-boson charge Kinematic distribution	W^+		W^-		Combined	
	p_T^ℓ	m_T	p_T^ℓ	m_T	p_T^ℓ	m_T
δm_W [MeV]						
$\langle \mu \rangle$ scale factor	0.2	1.0	0.2	1.0	0.2	1.0
ΣE_T^* correction	0.9	12.2	1.1	10.2	1.0	11.2
Residual corrections (statistics)	2.0	2.7	2.0	2.7	2.0	2.7
Residual corrections (interpolation)	1.4	3.1	1.4	3.1	1.4	3.1
Residual corrections ($Z \rightarrow W$ extrapolation)	0.2	5.8	0.2	4.3	0.2	5.1
Total	2.6	14.2	2.7	11.8	2.6	13.0

Table 6: Systematic uncertainties in the m_W measurement due to recoil corrections, for the different kinematic distributions and W -boson charge categories. Combined uncertainties are evaluated as described in Section 2.2.

To remove the effect of such differences, the two-dimensional distribution $h_{MC}^W(p_T, \Sigma E_T^*)$ in W -boson simulated events is corrected to match the corresponding distribution in Z -boson simulated events, treating the neutrinos in W -boson decays as charged leptons to calculate u_T as in Z -boson events. Finally, events containing a particle-level photon from final-state radiation are removed. After these corrections, the standard deviation of the u_\perp distribution agrees within 0.03% between simulated W - and Z -boson events. This difference is equivalent to 6% of the size of the residual resolution correction, which increases the standard deviation of the u_\perp distribution by 0.5%. Accordingly, the corresponding systematic uncertainty due to the extrapolation of the recoil calibration from Z - to W -boson events is estimated by varying the energy resolution parameter r of Eqs. (5) and (6) by 6%. The impact of this uncertainty on the extraction of m_W is approximately 0.2 MeV for the p_T^ℓ distribution, and 5.1 MeV for the m_T distribution. The extrapolation uncertainty of the energy-scale correction b was found to be negligible in comparison.

In addition, the statistical uncertainty of the correction factors contributes 2.0 MeV for the p_T^ℓ distribution, and 2.7 MeV for the m_T distribution. Finally, instead of using a binned correction, a smooth interpolation of the correction values between the bins is performed. Comparing the binned and interpolated correction parameters $b(p_T^V, \Sigma E_T^{*'})$ and $r(p_T^V, \Sigma E_T^{*'})$ leads to a systematic uncertainty in m_W of 1.4 MeV and 3.1 MeV for the p_T^ℓ and m_T distributions, respectively. Systematic uncertainties in the $u_{x,y}$ corrections are found to be small compared to the other systematic uncertainties, and are neglected.

The impact of the uncertainties of the recoil calibration on the extraction of the W -boson mass from the p_T^ℓ and m_T distributions are summarised in Table 6. The determination of m_W from the p_T^ℓ distribution is only slightly affected by the uncertainties of the recoil calibration, whereas larger uncertainties are estimated for the m_T distribution. The largest uncertainties are induced by the ΣE_T^* corrections and by the extrapolation of the recoil energy-scale and energy-resolution corrections from Z - to W -boson events. The systematic uncertainties are in general smaller for W^- events than for W^+ events, as the ΣE_T^* distribution in W^- events is closer to the corresponding distribution in Z -boson events.

9 Consistency tests with Z -boson events

The $Z \rightarrow \ell\ell$ event sample allows several validation and consistency tests of the W -boson analysis to be performed. All the identification requirements of Section 5.1, the calibration and efficiency corrections of Sections 7 and 8, as well as the physics-modelling corrections described in Section 6, are applied

consistently in the W - and Z -boson samples. The Z -boson sample differs from the W -boson sample in the selection requirements, as described in Section 5.2. In addition to the event-selection requirements described there, the transverse momentum of the dilepton system, $p_T^{\ell\ell}$, is required to be smaller than 30 GeV.

The missing transverse momentum in Z -boson events is defined by treating one of the two decay leptons as a neutrino and ignoring its transverse momentum when defining the event kinematics. This procedure allows the p_T^{miss} and m_T variables to be defined in the Z -boson sample in close analogy to their definition in the W -boson sample. The procedure is repeated, removing the positive and negative lepton in turn.

In the Z -boson sample, the background contribution arising from top-quark and electroweak production is estimated using Monte Carlo samples. Each process is normalised using the corresponding theoretical cross sections, evaluated at NNLO in the perturbative expansion of the strong coupling constant. This background contributes a 0.12% fraction in each channel. In the muon channel, the background contribution from multijet events is estimated to be smaller than 0.05% using simulated event samples of $b\bar{b}$ and $c\bar{c}$ production, and neglected. In the electron channel, a data-driven estimate of the multijet background contributes about a 0.1% fraction, before applying the isolation selections, which reduce it to a negligible level.

Figure 14 shows the reconstructed distributions of $p_T^{\ell\ell}$ and $y_{\ell\ell}$ in selected Z -boson events; these distributions are not sensitive to the value of m_Z . Figure 15 shows the corresponding distributions for p_T^ℓ and m_T , variables which are sensitive to m_Z . Data and simulation agree at the level of 1–2% percent in all the distributions.

The mass of the Z boson is extracted with template fits to the $m_{\ell\ell}$, p_T^ℓ , and m_T kinematic distributions. The extraction of the Z -boson mass from the dilepton invariant mass distribution is expected to yield, by construction, the value of m_Z used as input for the muon-momentum and electron-energy calibrations, providing a closure test of the lepton calibration procedures. The p_T^ℓ distribution is very sensitive to the physics-modelling corrections described in Section 6. The comparison of the value of m_Z extracted from the p_T^ℓ distribution with the value used as input for the calibration tests the physics modelling and efficiency corrections. Finally, m_Z measurements from the m_T distribution provides a test of the recoil calibration.

Similarly to the W -boson mass, the value of m_Z is determined by minimising the χ^2 function of the compatibility test between the templates and the measured distributions. The templates are generated with values of m_Z in steps of 4 to 25 MeV within a range of ± 450 MeV, centred around a reference value corresponding to the LEP combined value, $m_Z = 91187.5$ MeV [32]. The χ^2 function is interpolated with a second order polynomial. The minimum of the χ^2 function yields the extracted value of m_Z , and the difference between the extracted value of m_Z and the reference value is defined as Δm_Z . The ranges used for the extraction are [80, 100] GeV for the $m_{\ell\ell}$ distributions, [30, 55] GeV for the p_T^ℓ distribution, and [40, 120] GeV for the m_T distribution. The extraction of m_Z from the m_T distribution is performed separately for positively and negatively charged leptons in the event, by reconstructing m_T from the kinematic properties of one of the two charged leptons and of the recoil reconstructed by treating the other as a neutrino.

Z -boson mass fits are performed using the m_T and p_T^ℓ distributions in the electron and muon decay channels, inclusively in η and separately for positively and negatively charged leptons. The results of the fits are summarised in Figure 16 and Table 7. The p_T^ℓ fit results include all lepton reconstruction systematic uncertainties except the Z -based energy or momentum scale calibration uncertainties; the m_T fit

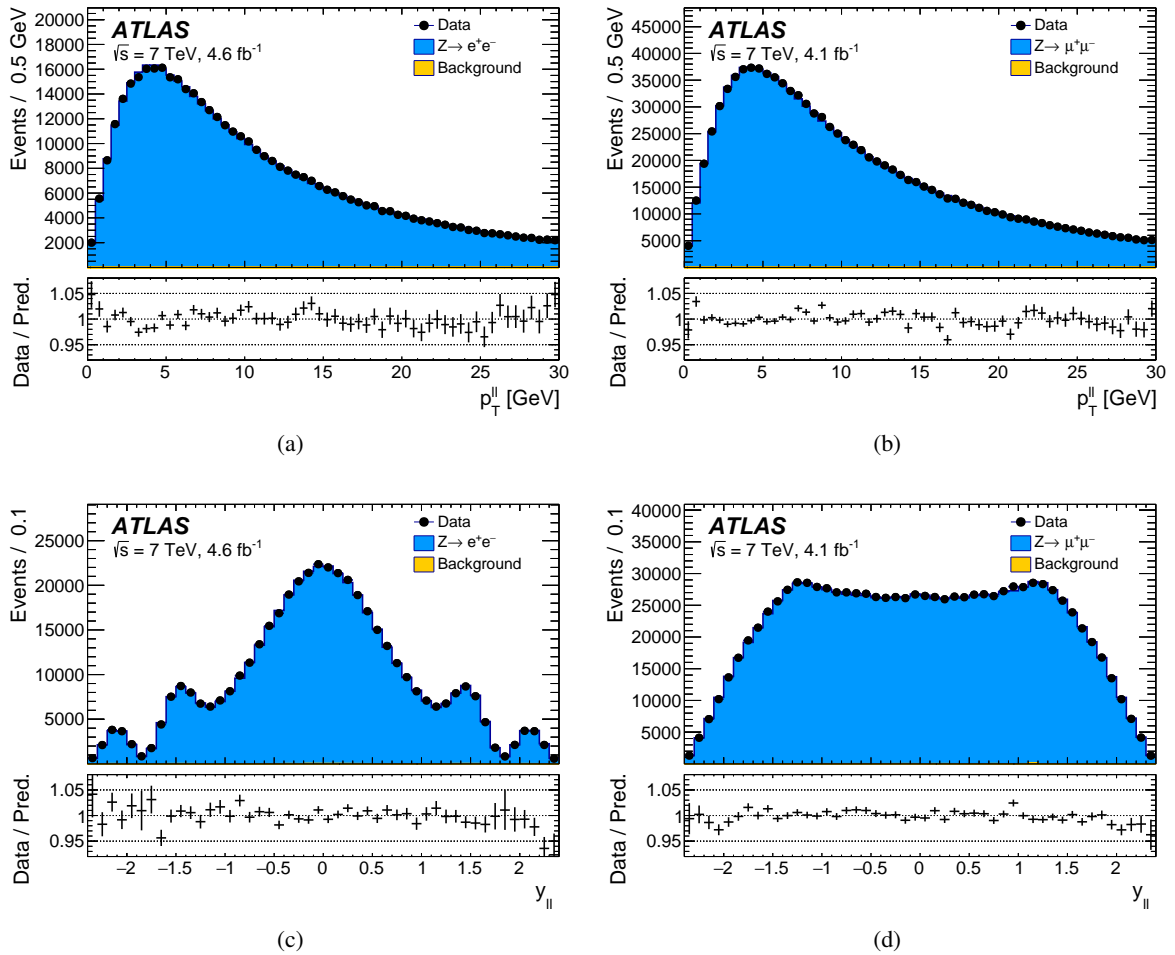


Figure 14: The (a,b) $p_T^{\ell\ell}$ and (c,d) $y_{\ell\ell}$ distributions in Z-boson events for the (a,c) electron and (b,d) muon decay channels. The data are compared to the simulation including signal and backgrounds. Detector calibration and physics-modelling corrections are applied to the simulated events. Background events contribute less than 0.2% of the observed distributions. The lower panels show the data-to-prediction ratios, with the error bars showing the statistical uncertainty.

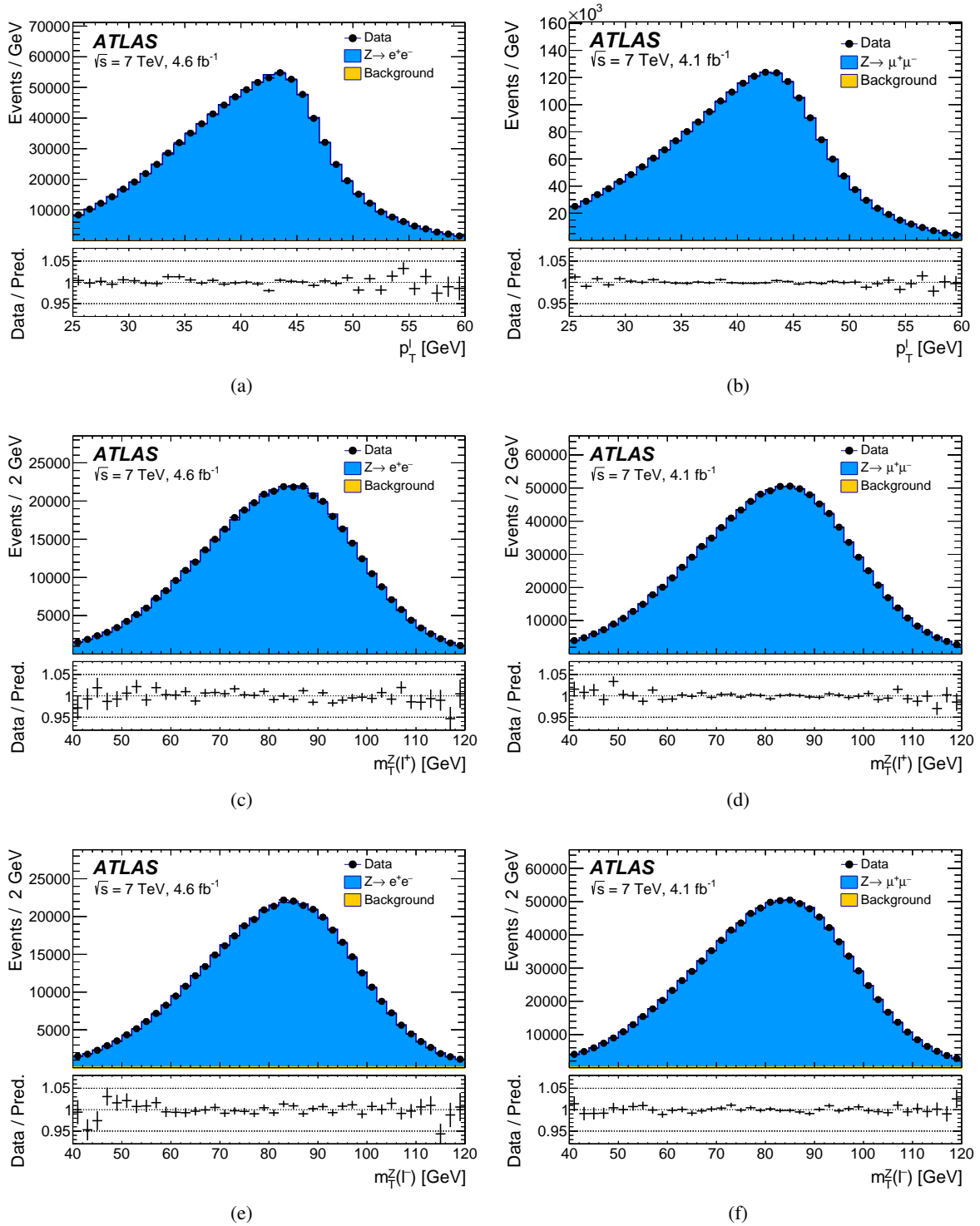


Figure 15: The p_T^l distribution in the (a) electron and (b) muon channels, and m_T distributions in the (c,e) electron and (d,f) muon decay channels for Z events when the (c,d) negatively charged, or (e,f) positively charged lepton is removed. The data are compared to the simulation including signal and backgrounds. Detector calibration and physics-modelling corrections are applied to the simulated events. Background events contribute less than 0.2% of the observed distributions. The lower panels show the data-to-prediction ratios, with the error bars showing the statistical uncertainty.

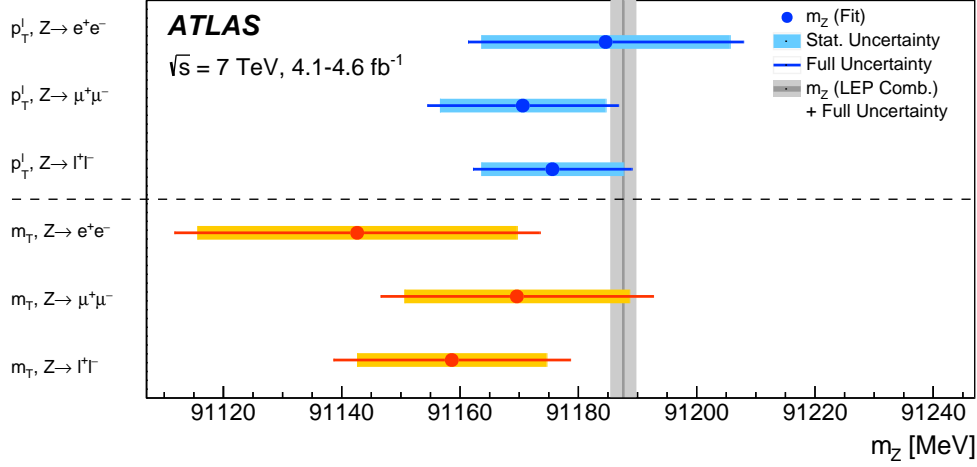


Figure 16: Summary of the m_Z determinations from the p_T^ℓ and m_T distributions in the muon and electron decay channels. The LEP combined value of m_Z , which is used as input for the detector calibration, is also indicated. The horizontal and vertical bands show the uncertainties of the m_Z determinations and of the LEP combined value, respectively.

results include recoil calibration systematic uncertainties in addition. Physics-modelling uncertainties are neglected.

The value of m_Z measured from positively charged leptons is correlated with the corresponding extraction from the negatively charged leptons. The p_T^ℓ distributions for positively and negatively charged leptons are statistically independent, but the m_T distributions share the same reconstructed recoil event by event, and are statistically correlated. In both cases, the decay of the Z -boson induces a kinematical correlation between the distributions of positively and negatively charged leptons. The correlation is estimated by constructing two-dimensional ℓ^+ and ℓ^- distributions, separately for p_T^ℓ and m_T , fluctuating the bin contents of these distributions within their uncertainties, and repeating the fits for each pseudodata sample. The correlation values are -7% for the p_T^ℓ distributions, and -12% for the m_T distributions.

Accounting for the experimental uncertainties as described above, the combined extraction of m_Z from the p_T^ℓ distribution yields a result compatible with the reference value within 0.9 standard deviations. The difference between the m_Z extractions from positively and negatively charged lepton distributions is compatible with zero within 1.4 standard deviations. For the extraction from the m_T distribution, the compatibility with the reference value of m_Z is at the level of 1.5 standard deviations. Fits using the lepton pair invariant mass distribution agree with the reference, yielding $\Delta m_Z = 1 \pm 3$ MeV in the muon channel and $\Delta m_Z = 3 \pm 5$ MeV in the electron channel, as expected from the calibration procedure. In summary, the consistency tests based on the Z -boson sample agree with the expectations within the experimental uncertainties.

10 Backgrounds in the W -boson sample

The W -boson event sample, selected as described in Section 5.2, includes events from various background processes. Background contributions from Z -boson, $W \rightarrow \tau\nu$, boson pair, and top-quark production

Lepton charge Distribution	ℓ^+		ℓ^-		Combined	
	p_T^ℓ	m_T	p_T^ℓ	m_T	p_T^ℓ	m_T
Δm_Z [MeV]						
$Z \rightarrow ee$	$13 \pm 31 \pm 10$	$-93 \pm 38 \pm 15$	$-20 \pm 31 \pm 10$	$4 \pm 38 \pm 15$	$-3 \pm 21 \pm 10$	$-45 \pm 27 \pm 15$
$Z \rightarrow \mu\mu$	$1 \pm 22 \pm 8$	$-35 \pm 28 \pm 13$	$-36 \pm 22 \pm 8$	$-1 \pm 27 \pm 13$	$-17 \pm 14 \pm 8$	$-18 \pm 19 \pm 13$
Combined	$5 \pm 18 \pm 6$	$-58 \pm 23 \pm 12$	$-31 \pm 18 \pm 6$	$1 \pm 22 \pm 12$	$-12 \pm 12 \pm 6$	$-29 \pm 16 \pm 12$

Table 7: Difference between Z -boson mass, extracted from p_T^ℓ and m_T distributions, and the LEP combined value. The results are shown separately for the electron and muon decay channels, and their combination. The first quoted uncertainty is statistical, the second is the experimental systematic uncertainty, which includes lepton efficiency and recoil calibration uncertainties where applicable. Physics-modelling uncertainties are neglected.

are estimated using simulation. Contributions from multijet production are estimated with data-driven techniques.

10.1 Electroweak and top-quark backgrounds

The dominant sources of background contribution in the $W \rightarrow \ell\nu$ sample are $Z \rightarrow \ell\ell$ events, in which one of the two leptons escapes detection, and $W \rightarrow \tau\nu$ events, where the τ decays to an electron or muon. These background contributions are estimated using the POWHEG+PYTHIA 8 samples after applying the modelling corrections discussed in Section 6, which include NNLO QCD corrections to the angular coefficients and rapidity distributions, and corrections to the vector-boson transverse momentum. The $Z \rightarrow ee$ background represents 2.9% of the $W^+ \rightarrow e\nu$ sample and 4.0% of the $W^- \rightarrow e\nu$ sample. In the muon channel, the $Z \rightarrow \mu\mu$ background represents 4.8% and 6.3% of the $W^+ \rightarrow \mu\nu$ and $W^- \rightarrow \mu\nu$ samples, respectively. The $W \rightarrow \tau\nu$ background represents 1.0% of the selected sample in both channels, and the $Z \rightarrow \tau\tau$ background contributes approximately 0.12%. The normalisation of these processes relative to the W -boson signal and the corresponding uncertainties are discussed in Section 4. A relative uncertainty of 0.2% is assigned to the normalisation of the $W \rightarrow \tau\nu$ samples with respect to the W -boson signal sample, to account for the uncertainty in the τ -lepton branching fractions to electrons and muons. In the determination of the W -boson mass, the variations of m_W are propagated to the $W \rightarrow \tau\nu$ background templates in the same way as for the signal.

Similarly, backgrounds involving top-quark (top-quark pairs and single top-quark) production, and boson-pair production are estimated using simulation, and normalisation uncertainties are assigned as discussed in Section 4. These processes represent 0.11% and 0.07% of the signal event selection, respectively.

Uncertainties in the distributions of the $W \rightarrow \tau\nu$ and $Z \rightarrow \ell\ell$ processes are described by the physics-modelling uncertainties discussed in Section 6, and are treated as fully correlated with the signal. Shape uncertainties for boson-pair production and top-quark production are considered negligible compared to the uncertainties in their cross sections, given the small contributions of these processes to the signal event selection.

10.2 Multijet background

Inclusive multijet production in strong-interaction processes constitutes a significant source of background. A fraction of multijet events contains semileptonic decays of bottom and charm hadrons to

muons or electrons and neutrinos, and can pass the W -boson signal selection. In addition, inclusive jet production contributes to the background if one jet is misidentified as electron or muon, and sizeable missing transverse momentum is reconstructed in the event. In-flight decays of pions or kaons within the tracking region can mimic the W -boson signal in the muon channel. In the electron channel, events with photon conversions and hadrons misidentified as electrons can be selected as W -boson events. Due to the small selection probability for multijet events, their large production cross section, and the relatively complex modelling of the hadronisation processes, the multijet background contribution cannot be estimated precisely using simulation, and a data-driven method is used instead.

The estimation of the multijet background contribution follows similar procedures in the electron and muon decay channels, and relies on template fits to kinematic distributions in background-dominated regions. The analysis uses the distributions of p_T^{miss} , m_T , and the p_T^ℓ/m_T ratio, where jet-enriched regions are obtained by relaxing a subset of the signal event-selection requirements. The first kinematic region, denoted FR1, is defined by removing the p_T^{miss} and m_T requirements from the event selection. A second kinematic region, FR2, is defined in the same way as FR1, but by also removing the requirement on u_T . Multijet background events, which tend to have smaller values of p_T^{miss} and m_T than the signal, are enhanced by this selection. The p_T^ℓ/m_T distribution is sensitive to the angle between the p_T^ℓ and p_T^{miss} vectors in the transverse plane. Whereas W -boson events are expected to peak at values of $p_T^\ell/m_T = 0.5$, relatively large tails are observed for multijet events.

Templates of the multijet background distributions for these observables are obtained from data by inverting the lepton energy-isolation requirements. Contamination of these control regions by electroweak and top production is estimated using simulation and subtracted. In the muon channel, the anti-isolation requirements are defined from the ratio of the scalar sum of the p_T of tracks in a cone of size $\Delta R < 0.2$ around the reconstructed muon to the muon p_T . The isolation variable $p_T^{\mu,\text{cone}}$, introduced in Section 5.1, is required to satisfy $c_1 < p_T^{\mu,\text{cone}}/p_T^\ell < c_2$, where the anti-isolation boundaries c_1 and c_2 are varied as discussed below. In order to avoid overlap with the signal region, the lower boundary c_1 is always larger than 0.1. In the electron channel, the scalar sum of the p_T of tracks in a cone of size $\Delta R < 0.4$ around the reconstructed electron, defined as $p_T^{e,\text{cone}}$ in Section 5.1, is used to define the templates, while the requirements on the calorimeter isolation are omitted.

The multijet background normalisation is determined by fitting each of the p_T^{miss} , m_T , and p_T^ℓ/m_T distributions in the two kinematic regions FR1 and FR2, using templates of these distributions based on multijet events and obtained with several ranges of the anti-isolation variables. The multijet background in the signal region is determined by correcting the multijet fraction fitted in the FR1 and FR2 for the different efficiencies of the selection requirements of the signal region. In the electron channel, c_1 is varied from 4 GeV to 9 GeV in steps of 1 GeV, and c_2 is set to $c_2 = c_1 + 1$ GeV. In the muon channel, c_1 is varied from 0.1 to 0.37 in steps of 0.03, and c_2 is set to $c_2 = c_1 + 0.03$. Example results of template fits in the electron and muon channels are shown in Figure 17. The results corresponding to the various observables and to the different kinematic regions are linearly extrapolated in the isolation variables to the signal regions, denoted by $c_1 = 0$. Figure 18 illustrates the extrapolation procedure.

The systematic uncertainty in the multijet background fraction is defined as half of the largest difference between the results extrapolated from the different kinematic regions and observables. The multijet background contribution is estimated separately in all measurement categories. In the electron channel, the multijet background fraction rises from $0.58 \pm 0.08\%$ at low $|\eta_\ell|$ to $1.73 \pm 0.19\%$ in the last measurement bin, averaging the W^+ and W^- channels. In the muon channel, the charge-averaged multijet background fraction decreases from $0.72 \pm 0.07\%$ to $0.49 \pm 0.03\%$, when going from low to high $|\eta_\ell|$. The uncertainties in the multijet background fractions are sufficient to account for the observed residual discrepancies

Kinematic distribution Decay channel W-boson charge	p_T^ℓ				m_T			
	$W \rightarrow e\nu$		$W \rightarrow \mu\nu$		$W \rightarrow e\nu$		$W \rightarrow \mu\nu$	
	W^+	W^-	W^+	W^-	W^+	W^-	W^+	W^-
δm_W [MeV]								
$W \rightarrow \tau\nu$ (fraction, shape)	0.1	0.1	0.1	0.2	0.1	0.2	0.1	0.3
$Z \rightarrow ee$ (fraction, shape)	3.3	4.8	–	–	4.3	6.4	–	–
$Z \rightarrow \mu\mu$ (fraction, shape)	–	–	3.5	4.5	–	–	4.3	5.2
$Z \rightarrow \tau\tau$ (fraction, shape)	0.1	0.1	0.1	0.2	0.1	0.2	0.1	0.3
WW, WZ, ZZ (fraction)	0.1	0.1	0.1	0.1	0.4	0.4	0.3	0.4
Top (fraction)	0.1	0.1	0.1	0.1	0.3	0.3	0.3	0.3
Multijet (fraction)	3.2	3.6	1.8	2.4	8.1	8.6	3.7	4.6
Multijet (shape)	3.8	3.1	1.6	1.5	8.6	8.0	2.5	2.4
Total	6.0	6.8	4.3	5.3	12.6	13.4	6.2	7.4

Table 8: Systematic uncertainties in the m_W measurement due to electroweak, top-quark, and multijet background estimation, for fits to the p_T^ℓ and m_T distributions, in the electron and muon decay channels, with positively and negatively charged W bosons.

between the fitted distributions and the data (see Figure 17). The estimated multijet background yields are consistent between W^+ and W^- , but the multijet background fraction is smaller in the W^+ channels due to the higher signal yield.

Corrections to the shape of the multijet background contributions and corresponding uncertainties in the distributions used to measure the W -boson mass are estimated with a similar procedure. The kinematic distributions in the control regions are obtained for a set of anti-isolation ranges, and parameterised with linear functions of the lower bound of the anti-isolation requirement. The distributions are extrapolated to the signal regions accordingly. Uncertainties in the extrapolated distributions are dominated by the statistical uncertainty, which is determined with a toy MC method by fluctuating within their statistical uncertainty the bin contents of the histograms in the various anti-isolation ranges. The resulting multijet background distribution is propagated to the templates, and the standard deviation of the determined values of m_W yields the estimated uncertainty due to the shape of the multijet background. Uncertainties due to the choice of parameterisation are small in comparison and neglected.

Uncertainties in the normalisation of multijet, electroweak, and top-quark background processes are considered correlated across decay channels, boson charges and rapidity bins, whereas the uncertainty in the shape of multijet background is considered uncorrelated between decay channels and boson charges. The impact of the background systematic uncertainties on the determination of m_W is summarised in Table 8.

11 Measurement of the W -boson mass

This section presents the determination of the mass of the W boson from template fits to the kinematic distributions of the W -boson decay products. The final measured value is obtained from the combination of measurements performed using the lepton transverse momentum and transverse mass distributions in

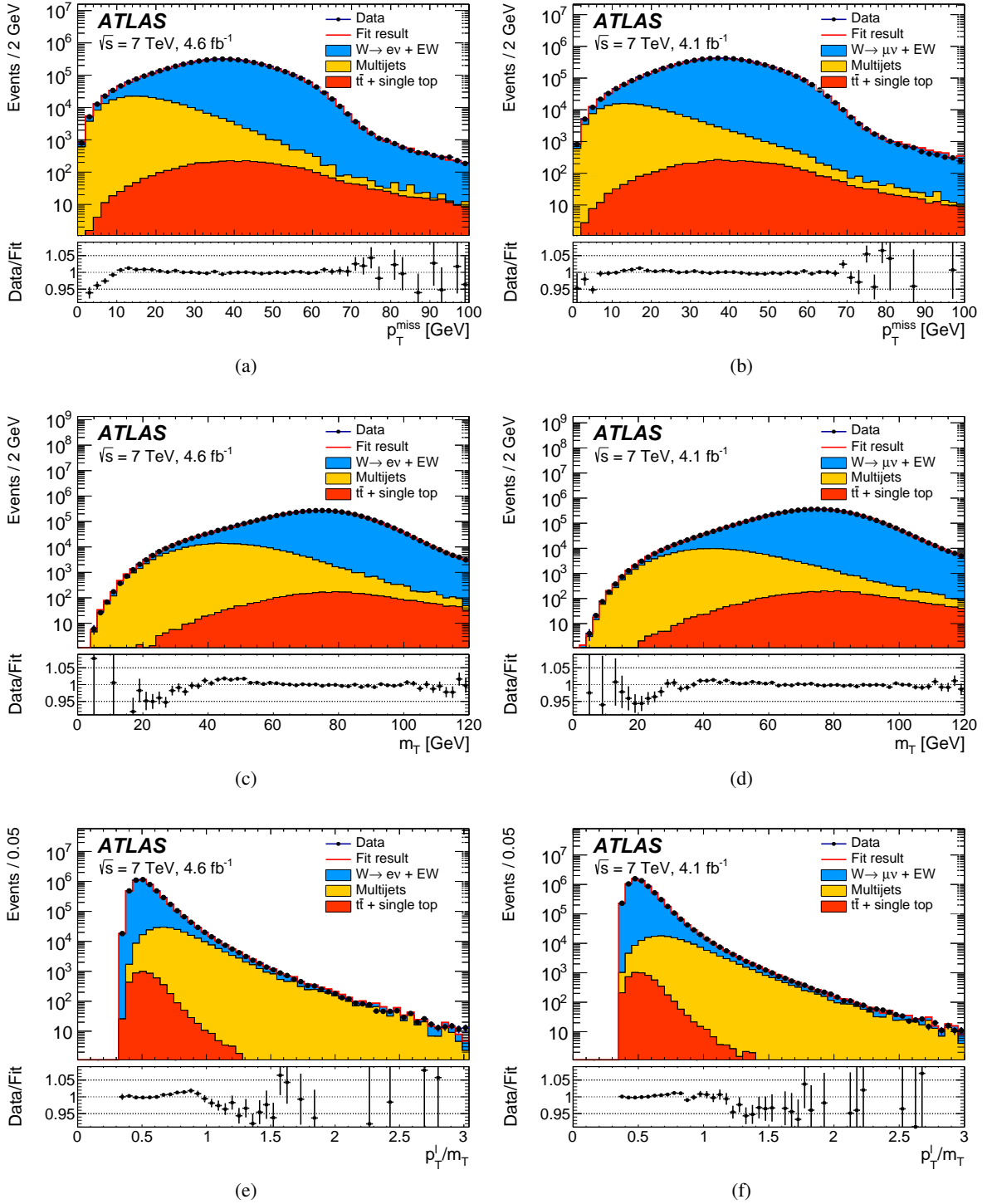


Figure 17: Example template fits to the (a,b) p_T^{miss} , (c,d) m_T , and (e,f) p_T^{ℓ}/m_T distributions in the FR1 kinematic region, in the (a,c,e) electron and (b,d,f) muon decay channels. Multijet templates are derived from the data requiring $4 \text{ GeV} < p_T^{e,\text{conc}} < 8 \text{ GeV}$ in the electron channel, and $0.2 < p_T^{\mu,\text{conc}}/p_T^{\ell} < 0.4$ in the muon channel. The data are compared to the simulation including signal and background contributions.

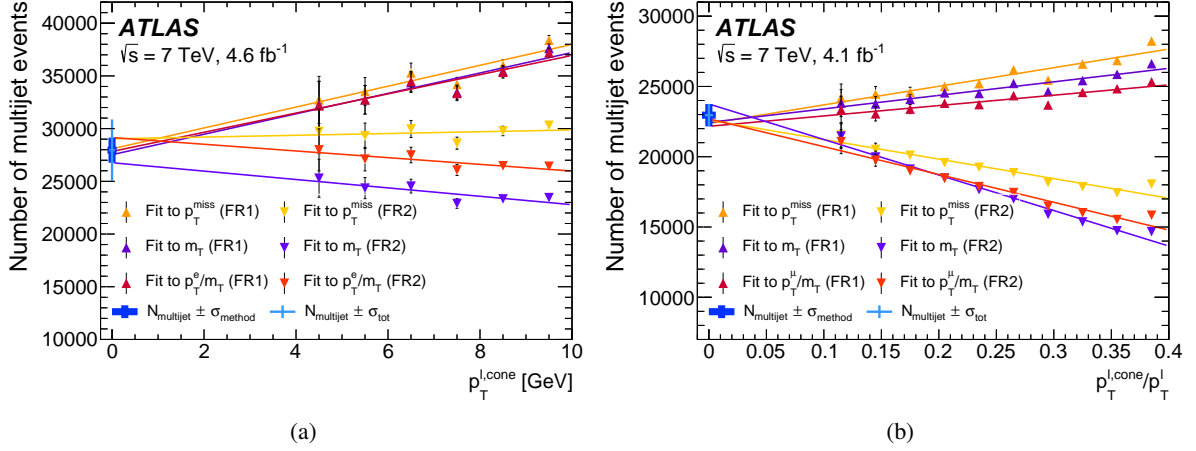


Figure 18: Estimated number of multijet-background events as a function of the lower bound of the isolation-variable range used to define the control regions, for (a) electron and (b) muon decay channel. The estimation is performed for the two regions FR1 and FR2 and three distributions p_T^{miss} , m_T , and p_T^{miss}/m_T , as described in the text. The linear extrapolations are indicated by the solid lines. The thick crosses show the results of the linear extrapolation of the background estimate to the signal region, including uncertainties from the extrapolation only. The thin crosses also include the uncertainty induced by the contamination of the control regions by EW and top-quark processes.

$ \eta_\ell $ range	0–0.8	0.8–1.4	1.4–2.0	2.0–2.4	Inclusive
$W^+ \rightarrow \mu^+ \nu$	1 283 332	1 063 131	1 377 773	885 582	4 609 818
$W^- \rightarrow \mu^- \bar{\nu}$	1 001 592	769 876	916 163	547 329	3 234 960
$ \eta_\ell $ range	0–0.6	0.6–1.2		1.8–2.4	Inclusive
$W^+ \rightarrow e^+ \nu$	1 233 960	1 207 136		956 620	3 397 716
$W^- \rightarrow e^- \bar{\nu}$	969 170	908 327		610 028	2 487 525

Table 9: Numbers of selected W^+ and W^- events in the different decay channels in data, inclusively and for the various $|\eta_\ell|$ categories.

categories corresponding to the electron and muon decay channels, positively and negatively charged W bosons, and absolute pseudorapidity bins of the charged lepton, as illustrated in Table 1. The number of selected events in each category is shown in Table 9.

11.1 Control distributions

The detector calibration and the physics modelling are validated by comparing data with simulated W -boson signal and backgrounds for several kinematic distributions that are insensitive to the W -boson mass. The comparison is based on a χ^2 compatibility test, including statistical and systematic uncertainties, and the bin-to-bin correlations induced by the latter. The systematic uncertainty comprises all sources of experimental uncertainty related to the lepton and recoil calibration, and to the background subtraction,

as well as sources of modelling uncertainty associated with electroweak corrections, or induced by the helicity fractions of vector-boson production, the vector-boson transverse-momentum distribution, and the PDFs. Comparisons of data and simulation for the η_ℓ , u_T , and u_{\parallel}^ℓ distributions, in positively and negatively charged W -boson events, are shown in Figures 19 and 20 for the electron and muon decay channels, respectively.

Data and simulation agree within uncertainties for all distributions, as confirmed by the satisfactory χ^2/dof values. The effect of the residual discrepancies in the u_T distributions for $W^- \rightarrow \ell\bar{\nu}$, visible at low values in Figures 19-(d) and 20-(d), is discussed in Section 11.5.

11.2 Data-driven check of the uncertainty in the p_T^W distribution

The uncertainty in the prediction of the u_{\parallel}^ℓ distribution is dominated by p_T^W distribution uncertainties, especially at negative values of u_{\parallel}^ℓ in the kinematic region corresponding to $u_{\parallel}^\ell < -15$ GeV. This is illustrated in Figure 21, which compares the recoil distributions in the POWHEG+PYTHIA 8 and POWHEG+HERWIG 6 samples, before and after the corrections described in Section 8.2 (the p_T^W distribution predicted by POWHEG+PYTHIA 8 is not reweighted to that of POWHEG+HERWIG 6). As can be seen, the recoil corrections and the different p_T^W distributions have a comparable effect on the u_T distribution. In contrast, the effect of the recoil corrections is small at negative values of u_{\parallel}^ℓ , whereas the difference in the p_T^W distributions has a large impact in this region.

The sensitivity of the u_{\parallel}^ℓ distribution is exploited to validate the modelling of the p_T^W distribution by PYTHIA 8 AZ, and its theory-driven uncertainty, described in Section 6.5.2, with a data-driven procedure. The parton-shower factorisation scale μ_F associated with the $c\bar{q} \rightarrow W$ processes constitutes the main source of uncertainty in the modelling of the p_T^W distribution. Variations of the u_{\parallel}^ℓ distribution induced by changes in the factorisation scale of the $c\bar{q} \rightarrow W$ processes are parameterised and fitted to the data. The u_{\parallel}^ℓ distribution is predicted for the two boundary values of μ_F , and assumed to vary linearly as a function of μ_F . Variations induced by changes in μ_F are parameterised using a variable s defined in units of the initially allowed range, i.e. values of $s = -1, 0, +1$ correspond to half the effect³ of changing from $\mu_F = m_V$ to $\mu_F = m_V/2, m_V, 2m_V$ respectively. The optimal value of s is determined by fitting the fraction of events in the kinematic region $-30 < u_{\parallel}^\ell < -15$ GeV. The fit accounts for all experimental and modelling uncertainties affecting the u_{\parallel}^ℓ distribution, and gives a value of $s = -0.22 \pm 1.06$. The best-fit value of s confirms the good agreement between the the PYTHIA 8 AZ prediction and the data; its uncertainty is dominated by PDF and recoil-calibration uncertainties, and matches the variation range of μ_F used for the initial estimation of the p_T^W distribution uncertainty.

This validation test supports the PYTHIA 8 AZ prediction of the p_T^W distribution and the theory-driven associated uncertainty estimate. On the other hand, as shown in Figure 22, the data disagree with the DYRes and POWHEG MINLO+PYTHIA 8 predictions. The latter are obtained reweighting the initial p_T^W distribution in POWHEG+PYTHIA 8 according to the product of the p_T^Z distribution of PYTHIA 8 AZ, which matches the measurement of Ref. [44], and $R_{W/Z}(p_T)$ as predicted by DYRes and POWHEG MINLO+PYTHIA 8. The uncertainty bands in the DYRes prediction are calculated using variations of the factorization, renormalization and resummation scales μ_F , μ_R and μ_{Res} following the procedure described in Ref. [116, 117]. The uncertainty obtained applying correlated scale variations in W and Z production does not cover

³ Half the effect is used because only one of the two quarks in the initial state is heavy, as discussed in Section 6.5.2.

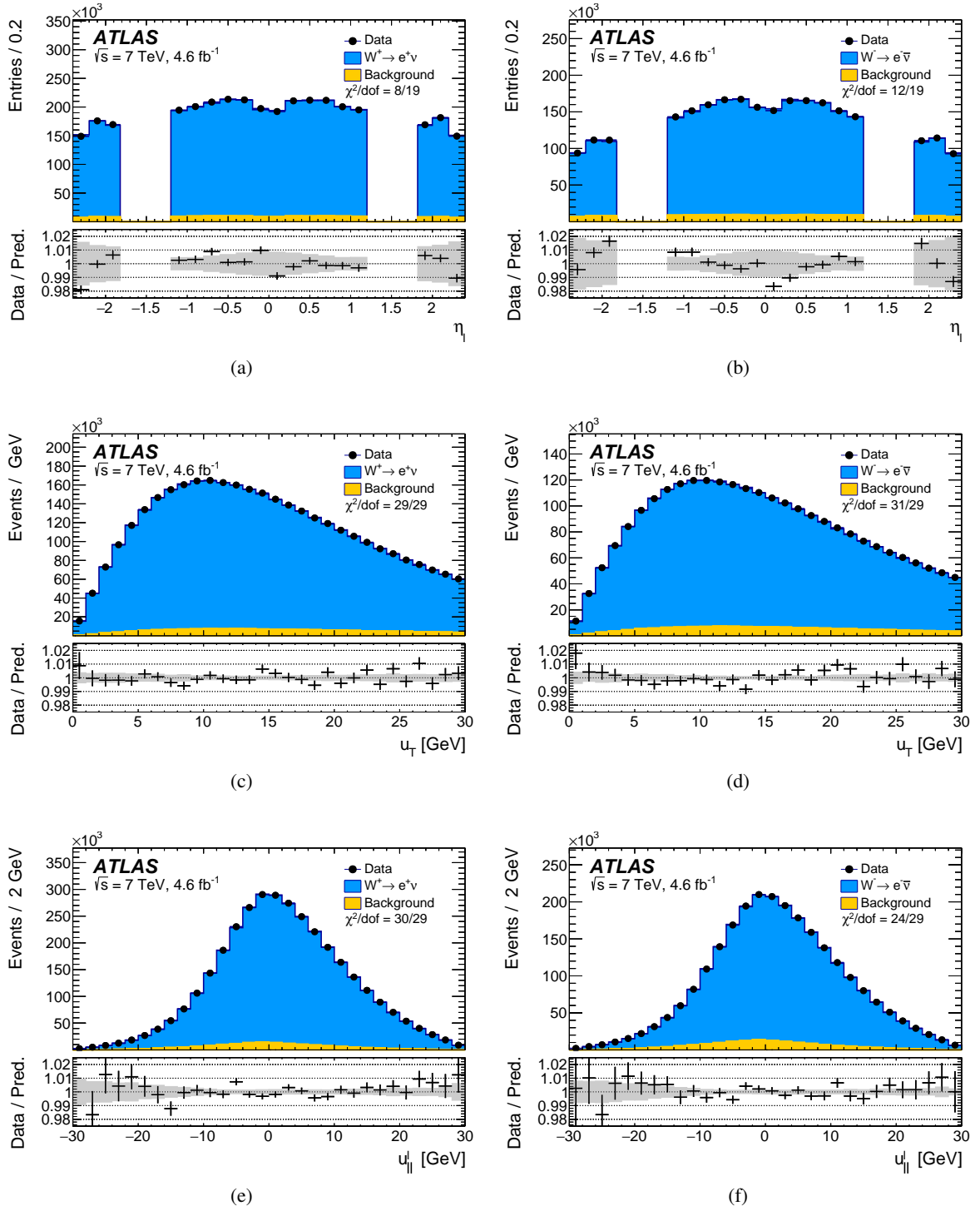


Figure 19: The (a,b) η_ℓ , (c,d) u_T , and (e,f) u_{\parallel}^f distributions for (a,c,e) W^+ events and (b,d,f) W^- events in the electron decay channel. The data are compared to the simulation including signal and background contributions. Detector calibration and physics-modelling corrections are applied to the simulated events. The lower panels show the data-to-prediction ratios, the error bars show the statistical uncertainty, and the band shows the systematic uncertainty of the prediction. The χ^2 values displayed in each figure account for all sources of uncertainty and include the effects of bin-to-bin correlations induced by the systematic uncertainties.

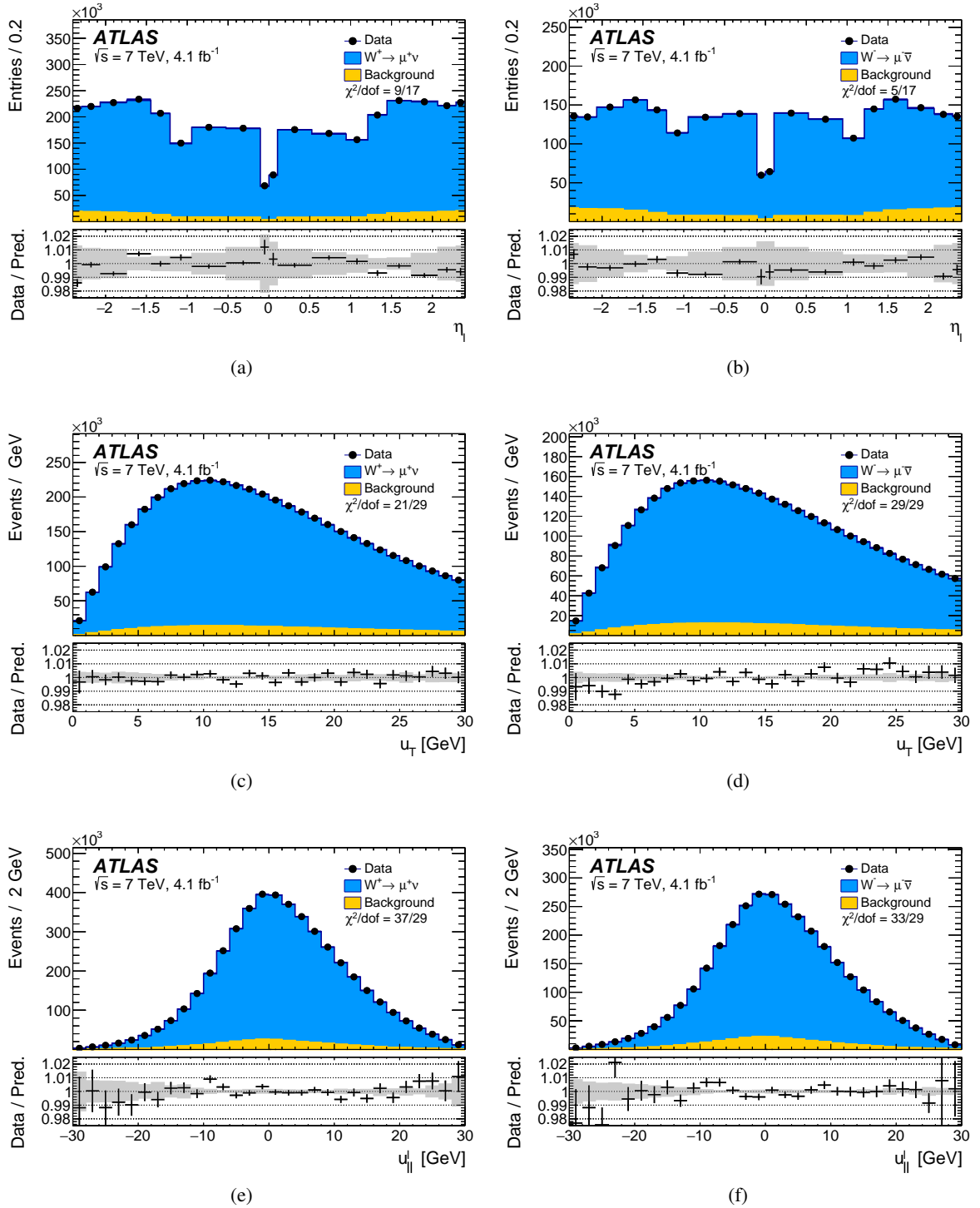


Figure 20: The (a,b) η , (c,d) u_T , and (e,f) u_{\parallel} distributions for (a,c,e) W^+ events and (b,d,f) W^- events in the muon decay channel. The data are compared to the simulation including signal and background contributions. Detector calibration and physics-modelling corrections are applied to the simulated events. The lower panels show the data-to-prediction ratios, the error bars show the statistical uncertainty, and the band shows the systematic uncertainty of the prediction. The χ^2 values displayed in each figure account for all sources of uncertainty and include the effects of bin-to-bin correlations induced by the systematic uncertainties.

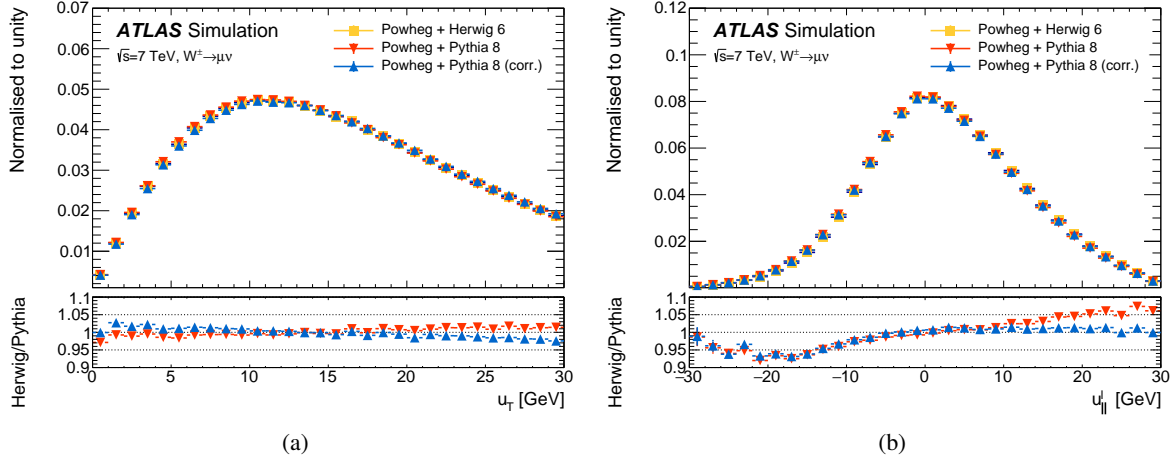


Figure 21: Distributions of (a) u_T and (b) $u_{||}^{\ell}$ in $W \rightarrow \mu\nu$ events simulated using POWHEG+PYTHIA 8 and POWHEG+HERWIG 6 after all analysis selection cuts are applied. The POWHEG+PYTHIA 8 distributions are shown before and after correction of the recoil response to that of POWHEG+HERWIG 6. The lower panels show the ratios of POWHEG+HERWIG 6 to POWHEG+PYTHIA 8, with and without the recoil response correction in the POWHEG+PYTHIA 8 sample. The discrepancy remaining after recoil corrections reflects the different p_T^W distributions.

the observed difference with the data. The potential effect of using $R_{W/Z}(p_T)$ as predicted by DYRES instead of PYTHIA 8 AZ for the determination of m_W is discussed in Section 11.5.

11.3 Results for m_W in the measurement categories

Measurements of m_W are performed using the p_T^{ℓ} and m_T distributions, separately for positively and negatively charged W bosons, in three bins of $|\eta_{\ell}|$ in the electron decay channel, and in four bins of $|\eta_{\ell}|$ in the muon decay channel, leading to a total of 28 m_W determinations. In each category, the value of m_W is determined by a χ^2 minimisation, comparing the p_T^{ℓ} and m_T distributions in data and simulation for different values of m_W . The templates are generated with values of m_W in steps of 1 to 10 MeV within a range of ± 400 MeV, centred around the reference value used in the Monte Carlo signal samples. The statistical uncertainty is estimated from the half width of the χ^2 function at the value corresponding to one unit above the minimum. Systematic uncertainties due to physics-modelling corrections, detector-calibration corrections, and background subtraction, are discussed in Sections 6–8 and 10, respectively.

The lower and upper bounds of the range of the p_T^{ℓ} distribution used in the fit are varied from 30 to 35 GeV, and from 45 to 50 GeV respectively, in steps of 1 GeV. For the m_T distribution, the boundaries are varied from 65 to 70 GeV, and from 90 to 100 GeV. The total measurement uncertainty is evaluated for each range, after combining the measurement categories as described in Section 11.4 below. The smallest total uncertainty in m_W is found for the fit ranges $32 < p_T^{\ell} < 45$ GeV and $66 < m_T < 99$ GeV. The optimisation is performed before the unblinding of the m_W value and the optimised range is used for all the results described below.

The final measurement uncertainty is dominated by modelling uncertainties, with typical values in the range 25–35 MeV for the various charge and $|\eta_{\ell}|$ categories. Lepton-calibration uncertainties are the

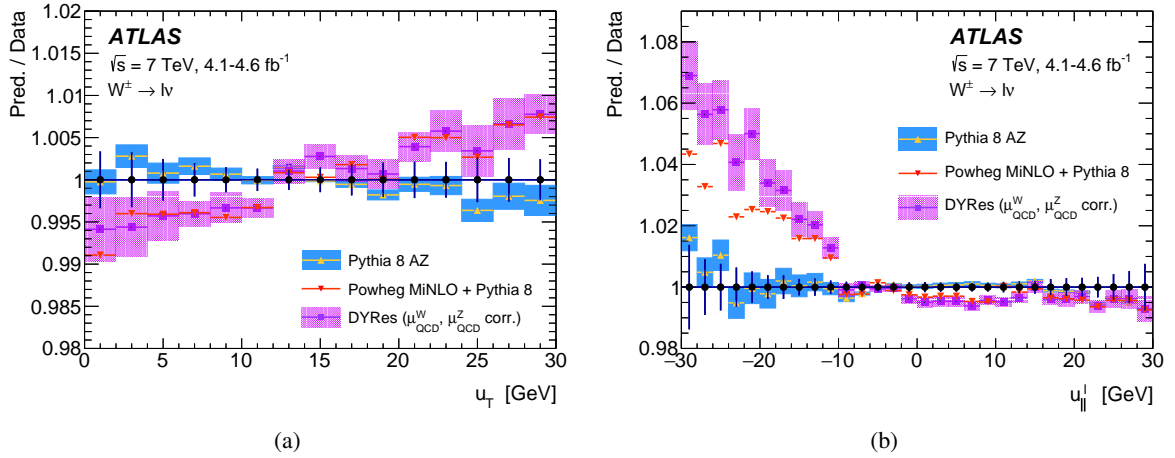


Figure 22: Ratio between the predictions of PYTHIA 8 AZ, DYRes and POWHEG MiNLO+PYTHIA 8 and the data for the (a) u_T and (b) u_{\parallel}^{ℓ} distributions in $W \rightarrow \ell\nu$ events. The W -boson rapidity distribution is reweighted according to the NNLO prediction. The error bars on the data points display the total experimental uncertainty, and the band around the PYTHIA 8 AZ prediction reflects the uncertainty in the p_T^W distribution. The uncertainty band around the DYRes prediction assumes that uncertainties induced by variations of the QCD scales μ_F , μ_R and μ_{Res} , collectively referred to as μ_{QCD} , are fully correlated in W and Z production.

dominant sources of experimental systematic uncertainty for the extraction of m_W from the p_T^{ℓ} distribution. These uncertainties vary from about 15 MeV to about 35 MeV for most measurement categories, except the highest $|\eta|$ bin in the muon channel where the total uncertainty of about 120 MeV is dominated by the muon momentum linearity uncertainty. The uncertainty in the calibration of the recoil is the largest source of experimental systematic uncertainty for the m_T distribution, with a typical contribution of about 15 MeV for all categories. The determination of m_W from the p_T^{ℓ} and m_T distributions in the various categories is summarised in Table 10, including an overview of statistical and systematic uncertainties. The results are also shown in Figure 23. No significant differences in the values of m_W corresponding to the different decay channels and to the various charge and $|\eta_{\ell}|$ categories are observed.

The comparison of data and simulation for kinematic distributions sensitive to the value of m_W provides further validation of the detector calibration and physics modelling. The comparison is performed in all measurement categories. The η -inclusive p_T^{ℓ} , m_T and p_T^{miss} distributions for positively and negatively charged W bosons are shown in Figures 24 and 25 for the electron and muon decay channels, respectively. The value of m_W used in the predictions is set to the overall measurement result presented in the next section. The χ^2 values quantifying the comparison between data and prediction are calculated over the full histogram range and account for all sources of uncertainty. The bin-to-bin correlations induced by the experimental and physics-modelling systematic uncertainties are also accounted for. Overall, satisfactory agreement is observed. The deficit of data visible for $p_T^{\ell} \sim 40\text{--}42$ GeV in the $W^+ \rightarrow e^+\nu$ channel does not strongly affect the mass measurement, as the observed effect differs from that expected from m_W variations. Cross-checks of possible sources of this effect were performed, and its impact on the mass determination was shown to be within the corresponding systematic uncertainties.

Channel	m_W	Stat.	Muon	Elec.	Recoil	Bckg.	QCD	EW	PDF	Total
m_T -Fit	[MeV]	Unc.	Unc.	Unc.	Unc.	Unc.	Unc.	Unc.	Unc.	Unc.
$W^+ \rightarrow \mu\nu, \eta < 0.8$	80371.3	29.2	12.4	0.0	15.2	8.1	9.9	3.4	28.4	47.1
$W^+ \rightarrow \mu\nu, 0.8 < \eta < 1.4$	80354.1	32.1	19.3	0.0	13.0	6.8	9.6	3.4	23.3	47.6
$W^+ \rightarrow \mu\nu, 1.4 < \eta < 2.0$	80426.3	30.2	35.1	0.0	14.3	7.2	9.3	3.4	27.2	56.9
$W^+ \rightarrow \mu\nu, 2.0 < \eta < 2.4$	80334.6	40.9	112.4	0.0	14.4	9.0	8.4	3.4	32.8	125.5
$W^- \rightarrow \mu\nu, \eta < 0.8$	80375.5	30.6	11.6	0.0	13.1	8.5	9.5	3.4	30.6	48.5
$W^- \rightarrow \mu\nu, 0.8 < \eta < 1.4$	80417.5	36.4	18.5	0.0	12.2	7.7	9.7	3.4	22.2	49.7
$W^- \rightarrow \mu\nu, 1.4 < \eta < 2.0$	80379.4	35.6	33.9	0.0	10.5	8.1	9.7	3.4	23.1	56.9
$W^- \rightarrow \mu\nu, 2.0 < \eta < 2.4$	80334.2	52.4	123.7	0.0	11.6	10.2	9.9	3.4	34.1	139.9
$W^+ \rightarrow e\nu, \eta < 0.6$	80352.9	29.4	0.0	19.5	13.1	15.3	9.9	3.4	28.5	50.8
$W^+ \rightarrow e\nu, 0.6 < \eta < 1.2$	80381.5	30.4	0.0	21.4	15.1	13.2	9.6	3.4	23.5	49.4
$W^+ \rightarrow e\nu, 1, 8 < \eta < 2.4$	80352.4	32.4	0.0	26.6	16.4	32.8	8.4	3.4	27.3	62.6
$W^- \rightarrow e\nu, \eta < 0.6$	80415.8	31.3	0.0	16.4	11.8	15.5	9.5	3.4	31.3	52.1
$W^- \rightarrow e\nu, 0.6 < \eta < 1.2$	80297.5	33.0	0.0	18.7	11.2	12.8	9.7	3.4	23.9	49.0
$W^- \rightarrow e\nu, 1.8 < \eta < 2.4$	80423.8	42.8	0.0	33.2	12.8	35.1	9.9	3.4	28.1	72.3
p_T -Fit										
$W^+ \rightarrow \mu\nu, \eta < 0.8$	80327.7	22.1	12.2	0.0	2.6	5.1	9.0	6.0	24.7	37.3
$W^+ \rightarrow \mu\nu, 0.8 < \eta < 1.4$	80357.3	25.1	19.1	0.0	2.5	4.7	8.9	6.0	20.6	39.5
$W^+ \rightarrow \mu\nu, 1.4 < \eta < 2.0$	80446.9	23.9	33.1	0.0	2.5	4.9	8.2	6.0	25.2	49.3
$W^+ \rightarrow \mu\nu, 2.0 < \eta < 2.4$	80334.1	34.5	110.1	0.0	2.5	6.4	6.7	6.0	31.8	120.2
$W^- \rightarrow \mu\nu, \eta < 0.8$	80427.8	23.3	11.6	0.0	2.6	5.8	8.1	6.0	26.4	39.0
$W^- \rightarrow \mu\nu, 0.8 < \eta < 1.4$	80395.6	27.9	18.3	0.0	2.5	5.6	8.0	6.0	19.8	40.5
$W^- \rightarrow \mu\nu, 1.4 < \eta < 2.0$	80380.6	28.1	35.2	0.0	2.6	5.6	8.0	6.0	20.6	50.9
$W^- \rightarrow \mu\nu, 2.0 < \eta < 2.4$	80315.2	45.5	116.1	0.0	2.6	7.6	8.3	6.0	32.7	129.6
$W^+ \rightarrow e\nu, \eta < 0.6$	80336.5	22.2	0.0	20.1	2.5	6.4	9.0	5.3	24.5	40.7
$W^+ \rightarrow e\nu, 0.6 < \eta < 1.2$	80345.8	22.8	0.0	21.4	2.6	6.7	8.9	5.3	20.5	39.4
$W^+ \rightarrow e\nu, 1, 8 < \eta < 2.4$	80344.7	24.0	0.0	30.8	2.6	11.9	6.7	5.3	24.1	48.2
$W^- \rightarrow e\nu, \eta < 0.6$	80351.0	23.1	0.0	19.8	2.6	7.2	8.1	5.3	26.6	42.2
$W^- \rightarrow e\nu, 0.6 < \eta < 1.2$	80309.8	24.9	0.0	19.7	2.7	7.3	8.0	5.3	20.9	39.9
$W^- \rightarrow e\nu, 1.8 < \eta < 2.4$	80413.4	30.1	0.0	30.7	2.7	11.5	8.3	5.3	22.7	51.0

Table 10: Results of the m_W measurements in the electron and muon decay channels, for positively and negatively charged W bosons, in different lepton- $|\eta|$ ranges, using the m_T and p_T^ℓ distributions in the optimised fitting range. The table shows the statistical uncertainties, together with all experimental uncertainties, divided into muon-, electron-, recoil- and background-related uncertainties, and all modelling uncertainties, separately for QCD modelling including scale variations, parton shower and angular coefficients, electroweak corrections, and PDFs. All uncertainties are given in MeV.

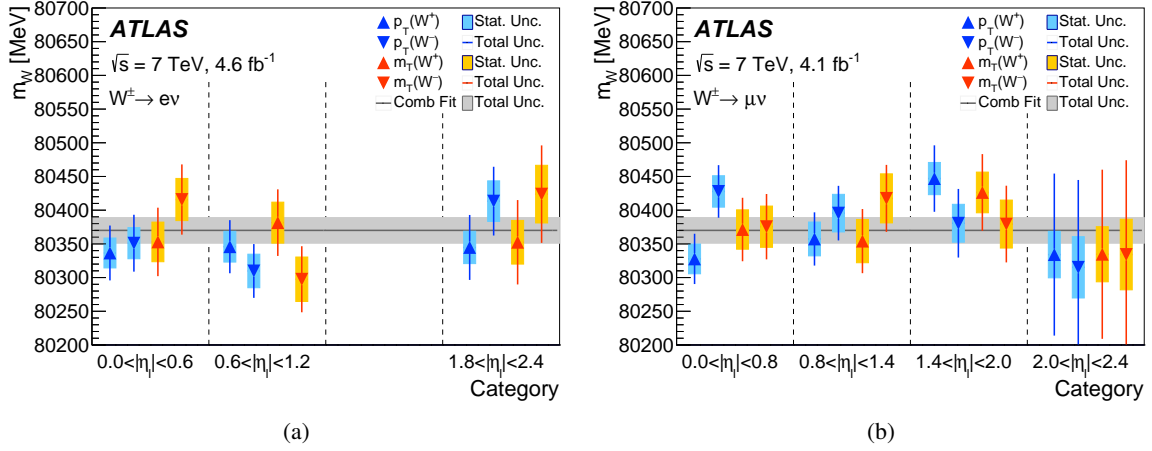


Figure 23: Overview of the m_W measurements in the (a) electron and (b) muon decay channels. Results are shown for the p_T^ℓ and m_T distributions, for W^+ and W^- events in the different $|\eta_\ell|$ categories. The coloured bands and solid lines show the statistical and total uncertainties, respectively. The horizontal line and band show the fully combined result and its uncertainty.

11.4 Combination and final results

The measurements of m_W in the various categories are combined accounting for statistical and systematic uncertainties and their correlations. The statistical correlation of the m_W values determined from the p_T^ℓ and m_T distributions is evaluated with the bootstrap method [118], and is approximately 50% for all measurement categories.

The systematic uncertainties have specific correlation patterns across the m_W measurement categories. Muon-momentum and electron-energy calibration uncertainties are uncorrelated between the different decay channels, but largely correlated between the p_T^ℓ and m_T distributions. Recoil-calibration uncertainties are correlated between electron and muon decay channels, and they are small for p_T^ℓ distributions. The PDF-induced uncertainties are largely correlated between electron and muon decay channels, but significantly anti-correlated between positively and negatively charged W bosons, as discussed in Section 6. Due to the different balance of systematic uncertainties and to the variety of correlation patterns, a significant reduction of the uncertainties in the measurement of m_W is achieved by combining the different decay channels and the charge and $|\eta_\ell|$ categories.

As discussed in Section 2, the comparison of the results from the p_T^ℓ and m_T distributions, from the different decay channels, and in the various charge and $|\eta_\ell|$ categories, provides a test of the experimental and physics modelling corrections. Discrepancies between the positively and negatively charged lepton categories, or in the various $|\eta_\ell|$ bins would primarily indicate an insufficient understanding of physics-modelling effects, such as the PDFs and the p_T^W distribution. Inconsistencies between the electron and muon channels could indicate problems in the calibration of the muon-momentum and electron-energy responses. Significant differences between results from the p_T^ℓ and m_T distributions would point to either problems in the calibration of the recoil, or to an incorrect modelling of the transverse-momentum distribution of the W boson. Several measurement combinations are performed, using the best linear unbiased

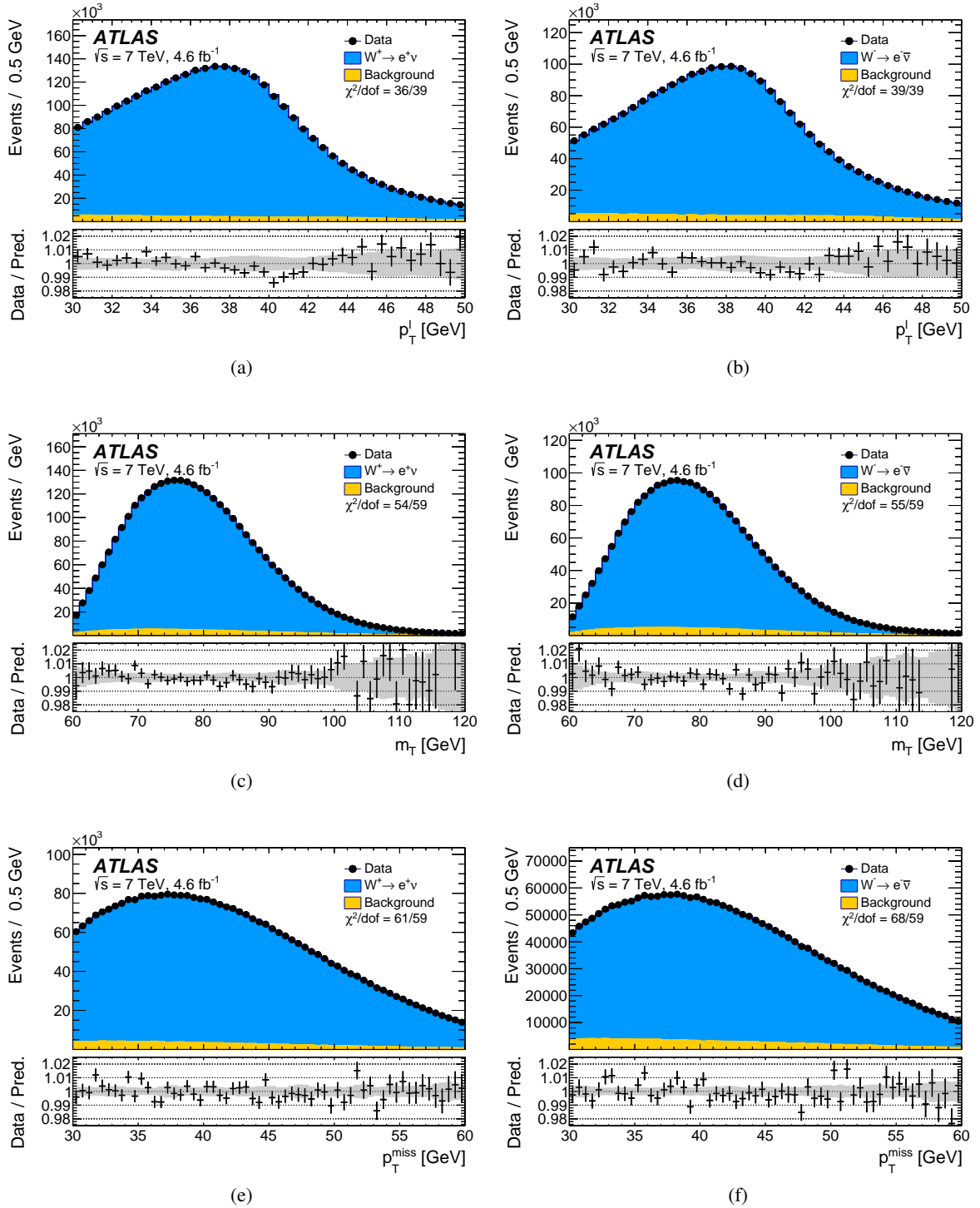


Figure 24: The (a,b) p_T^ℓ , (c,d) m_T , and (e,f) p_T^{miss} distributions for (a,c,e) W^+ events and (b,d,f) W^- events in the electron decay channel. The data are compared to the simulation including signal and background contributions. Detector calibration and physics-modelling corrections are applied to the simulated events. For all simulated distributions, m_W is set according to the overall measurement result. The lower panels show the data-to-prediction ratios, the error bars show the statistical uncertainty, and the band shows the systematic uncertainty of the prediction. The χ^2 values displayed in each figure account for all sources of uncertainty and include the effects of bin-to-bin correlations induced by the systematic uncertainties.

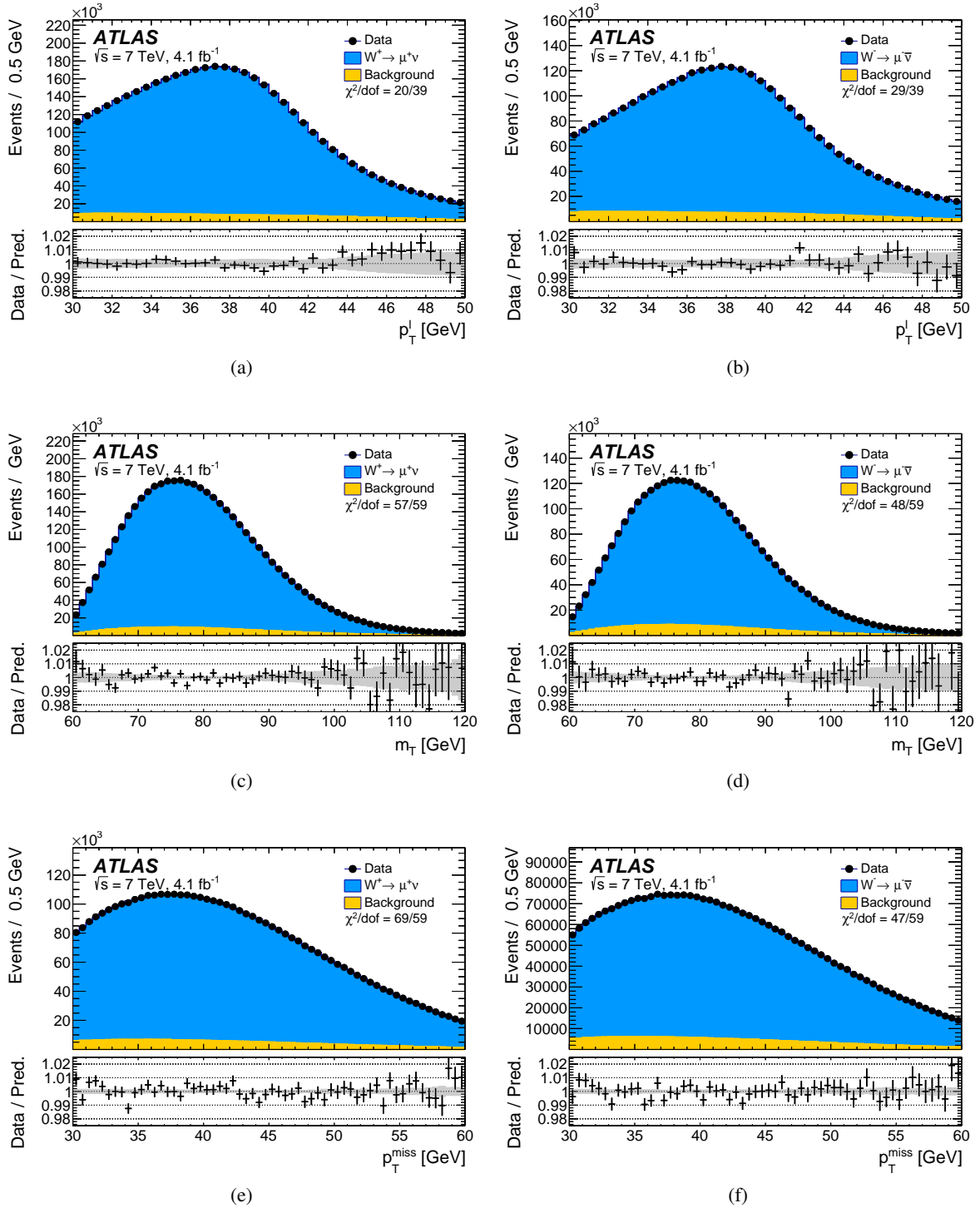


Figure 25: The (a,b) p_T^l , (c,d) m_T , and (e,f) p_T^{miss} distributions for (a,c,e) W^+ events and (b,d,f) W^- events in the muon decay channel. The data are compared to the simulation including signal and background contributions. Detector calibration and physics-modelling corrections are applied to the simulated events. For all simulated distributions, m_W is set according to the overall measurement result. The lower panels show the data-to-prediction ratios, the error bars show the statistical uncertainty, and the band shows the systematic uncertainty of the prediction. The χ^2 values displayed in each figure account for all sources of uncertainty and include the effects of bin-to-bin correlations induced by the systematic uncertainties.

estimate (BLUE) method [119, 120]. The results of the combinations are verified with the HERAverager program [121], which gives very close results.

Table 11 shows an overview of partial m_W measurement combinations. In the first step, determinations of m_W in the electron and muon decay channels from the m_T distribution are combined separately for the positive- and negative-charge categories, and together for both W -boson charges. The results are compatible, and the positively charged, negatively charged, and charge-inclusive combinations yield values of χ^2/dof corresponding to 2/6, 7/6, and 11/13, respectively. Compatibility of the results is also observed for the corresponding combinations from the p_T^ℓ distribution, with values of χ^2/dof of 5/6, 10/6, and 19/13, for positively charged, negatively charged, and charge-inclusive combinations, respectively. The χ^2 compatibility test validates the consistency of the results in the $W \rightarrow e\nu$ and $W \rightarrow \mu\nu$ decay channels. The precision of the determination of m_W from the m_T distribution is slightly worse than the result obtained from the p_T^ℓ distribution, due to the larger uncertainty induced by the recoil calibration. In addition, the impact of PDF- and p_T^W -related uncertainties on the p_T^ℓ fits is limited by the optimisation of the fitting range. In the second step, determinations of m_W from the p_T^ℓ and m_T distributions are combined separately for the electron and the muon decay channels. The results are compatible, with values of χ^2/dof of 4/5 and 8/5 in the electron channel for the p_T^ℓ and m_T distributions, respectively, and values of 7/7 and 3/7 in the muon channel for the p_T^ℓ and m_T distributions, respectively. The m_W determinations in the electron and in the muon channels agree, further validating the consistency of the electron and muon calibrations. Agreement between the m_W determinations from the p_T^ℓ and m_T distributions supports the calibration of the recoil, and the modelling of the transverse momentum of the W boson.

The results are summarised in Figure 26. The combination of all the determinations of m_W reported in Table 10 has a value of χ^2/dof of 29/27, and yields a final result of

$$\begin{aligned} m_W &= 80369.5 \pm 6.8 \text{ MeV}(\text{stat.}) \pm 10.6 \text{ MeV}(\text{exp. syst.}) \pm 13.6 \text{ MeV}(\text{mod. syst.}) \\ &= 80369.5 \pm 18.5 \text{ MeV}, \end{aligned}$$

where the first uncertainty is statistical, the second corresponds to the experimental systematic uncertainty, and the third to the physics-modelling systematic uncertainty. The latter dominates the total measurement uncertainty, and it itself dominated by strong interaction uncertainties. The experimental systematic uncertainties are dominated by the lepton calibration; backgrounds and the recoil calibration have a smaller impact. In the final combination, the muon decay channel has a weight of 57%, and the p_T^ℓ fit dominates the measurement with a weight of 86%. Finally, the charges contribute similarly with a weight of 52% for W^+ and of 48% for W^- .

The result is in agreement with the current world average of $m_W = 80385 \pm 15 \text{ MeV}$ [29], and has a precision comparable to the currently most precise single measurements of the CDF and D0 collaborations [22, 23].

11.5 Additional validation tests

The final combination of m_W , presented above, depends only on template fits to the p_T^ℓ and m_T distributions. As a validation test, the value of m_W is determined from the p_T^{miss} distribution, performing a fit in the range $30 < p_T^{\text{miss}} < 60 \text{ GeV}$. Consistent results are observed in all measurement categories, leading to combined results of $80364 \pm 26 \text{ (stat) MeV}$ and $80367 \pm 23 \text{ (stat) MeV}$ for the electron and muon channels, respectively.

Combined categories	Value [MeV]	Stat. Unc.	Muon Unc.	Elec. Unc.	Recoil Unc.	Bckg. Unc.	QCD Unc.	EW Unc.	PDF Unc.	Total Unc.	χ^2/dof of Comb.
$m_T, W^+, e-\mu$	80370.0	12.3	8.3	6.7	14.5	9.7	9.4	3.4	16.9	30.9	2/6
$m_T, W^-, e-\mu$	80381.1	13.9	8.8	6.6	11.8	10.2	9.7	3.4	16.2	30.5	7/6
$m_T, W^\pm, e-\mu$	80375.7	9.6	7.8	5.5	13.0	8.3	9.6	3.4	10.2	25.1	11/13
$p_T^\ell, W^+, e-\mu$	80352.0	9.6	6.5	8.4	2.5	5.2	8.3	5.7	14.5	23.5	5/6
$p_T^\ell, W^-, e-\mu$	80383.4	10.8	7.0	8.1	2.5	6.1	8.1	5.7	13.5	23.6	10/6
$p_T^\ell, W^\pm, e-\mu$	80369.4	7.2	6.3	6.7	2.5	4.6	8.3	5.7	9.0	18.7	19/13
p_T^ℓ, W^\pm, e	80347.2	9.9	0.0	14.8	2.6	5.7	8.2	5.3	8.9	23.1	4/5
m_T, W^\pm, e	80364.6	13.5	0.0	14.4	13.2	12.8	9.5	3.4	10.2	30.8	8/5
$m_T-p_T^\ell, W^+, e$	80345.4	11.7	0.0	16.0	3.8	7.4	8.3	5.0	13.7	27.4	1/5
$m_T-p_T^\ell, W^-, e$	80359.4	12.9	0.0	15.1	3.9	8.5	8.4	4.9	13.4	27.6	8/5
$m_T-p_T^\ell, W^\pm, e$	80349.8	9.0	0.0	14.7	3.3	6.1	8.3	5.1	9.0	22.9	12/11
p_T^ℓ, W^\pm, μ	80382.3	10.1	10.7	0.0	2.5	3.9	8.4	6.0	10.7	21.4	7/7
m_T, W^\pm, μ	80381.5	13.0	11.6	0.0	13.0	6.0	9.6	3.4	11.2	27.2	3/7
$m_T-p_T^\ell, W^+, \mu$	80364.1	11.4	12.4	0.0	4.0	4.7	8.8	5.4	17.6	27.2	5/7
$m_T-p_T^\ell, W^-, \mu$	80398.6	12.0	13.0	0.0	4.1	5.7	8.4	5.3	16.8	27.4	3/7
$m_T-p_T^\ell, W^\pm, \mu$	80382.0	8.6	10.7	0.0	3.7	4.3	8.6	5.4	10.9	21.0	10/15
$m_T-p_T^\ell, W^+, e-\mu$	80352.7	8.9	6.6	8.2	3.1	5.5	8.4	5.4	14.6	23.4	7/13
$m_T-p_T^\ell, W^-, e-\mu$	80383.6	9.7	7.2	7.8	3.3	6.6	8.3	5.3	13.6	23.4	15/13
$m_T-p_T^\ell, W^\pm, e-\mu$	80369.5	6.8	6.6	6.4	2.9	4.5	8.3	5.5	9.2	18.5	29/27

Table 11: Results of the m_W measurements for various combinations of categories. The table shows the statistical uncertainties, together with all experimental uncertainties, divided into muon-, electron-, recoil- and background-related uncertainties, and all modelling uncertainties, separately for QCD modelling including scale variations, parton shower and angular coefficients, electroweak corrections, and PDFs. All uncertainties are given in MeV.

Several additional studies are performed to validate the stability of the m_W measurement. The stability of the result with respect to different pile-up conditions is tested by dividing the event sample into three bins of $\langle\mu\rangle$, namely [2.5, 6.5], [6.5, 9.5], and [9.5, 16]. In each bin, m_W measurements are performed independently using the p_T^ℓ and m_T distributions. This categorisation also tests the stability of m_W with respect to data-taking periods, as the later data-taking periods have on average more pile-up due to the increasing LHC luminosity.

The calibration of the recoil and the modelling of the p_T^W distribution are tested by performing m_W fits in two bins of the recoil corresponding to [0, 15] GeV and [15, 30] GeV, and in two regions corresponding to positive and negative values of $u_{||}^\ell$. The analysis is also repeated with the p_T^{miss} requirement removed from the signal selection, leading to a lower recoil modelling uncertainty but a higher multijet background contribution. The stability of the m_W measurements upon removal of this requirement is studied, and consistent results are obtained. All m_W determinations are consistent with the nominal result. An overview of the validation tests is shown in Table 12, where only statistical uncertainties are given. Fitting ranges of $30 < p_T^\ell < 50$ GeV and $65 < m_T < 100$ GeV are used for all these validation tests, to minimise the statistical uncertainty.

The lower and upper bounds of the range of the p_T^ℓ and m_T distributions are varied as in the optimisation procedure described in Section 11.3. The statistical and systematic uncertainties are evaluated for each range, and are only partially correlated between different ranges. Figure 27 shows measured values of m_W

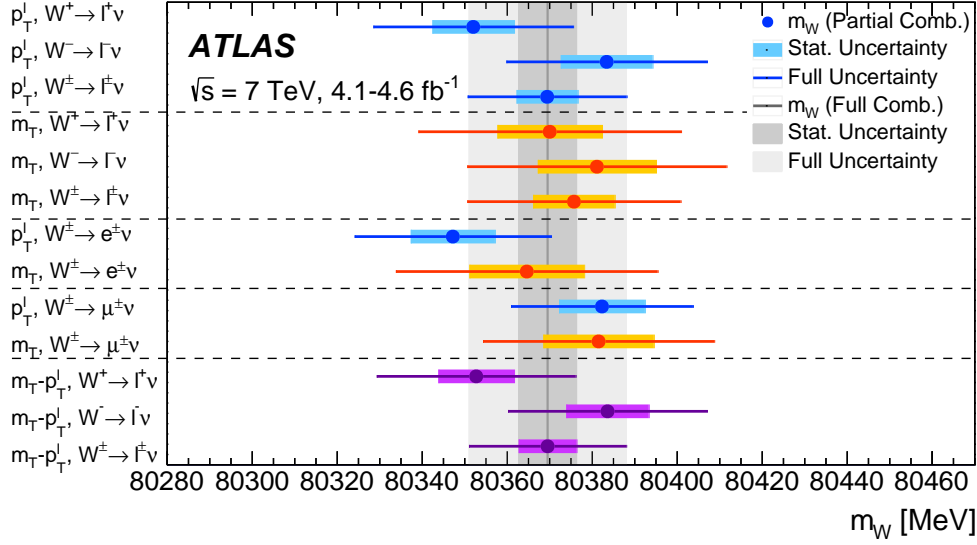


Figure 26: Overview of the m_W determinations from the p_T^l and m_T distributions, and for the combination of the p_T^l and m_T distributions, in the muon and electron decay channels and for W^+ and W^- events. The horizontal lines and bands show the statistical and total uncertainties of the individual m_W determinations. The combined result for m_W and its statistical and total uncertainties are also indicated (vertical line and bands).

Decay channel Kinematic distribution	$W \rightarrow e\nu$		$W \rightarrow \mu\nu$		Combined	
	p_T^l	m_T	p_T^l	m_T	p_T^l	m_T
Δm_W [MeV]						
$\langle \mu \rangle$ in [2.5, 6.5]	8 ± 14	14 ± 18	-21 ± 12	0 ± 16	-9 ± 9	6 ± 12
$\langle \mu \rangle$ in [6.5, 9.5]	-6 ± 16	6 ± 23	12 ± 15	-8 ± 22	4 ± 11	-1 ± 16
$\langle \mu \rangle$ in [9.5, 16]	-1 ± 16	3 ± 27	25 ± 16	35 ± 26	12 ± 11	20 ± 19
u_T in [0, 15] GeV	0 ± 11	-8 ± 13	5 ± 10	8 ± 12	3 ± 7	-1 ± 9
u_T in [15, 30] GeV	10 ± 15	0 ± 24	-4 ± 14	-18 ± 22	2 ± 10	-10 ± 16
$u_{\parallel}^l < 0$ GeV	8 ± 15	20 ± 17	3 ± 13	-1 ± 16	5 ± 10	9 ± 12
$u_{\parallel}^l > 0$ GeV	-9 ± 10	1 ± 14	-12 ± 10	10 ± 13	-11 ± 7	6 ± 10
No p_T^{miss} -cut	14 ± 9	-1 ± 13	10 ± 8	-6 ± 12	12 ± 6	-4 ± 9

Table 12: Summary of consistency tests for the determination of m_W in several additional measurement categories. The Δm_W values correspond to the difference between the result for each category and the inclusive result for the corresponding observable (p_T^l or m_T). The uncertainties correspond to the statistical uncertainty of the fit to the data of each category alone. Fitting ranges of $30 < p_T^l < 50$ GeV and $65 < m_T < 100$ GeV are used.

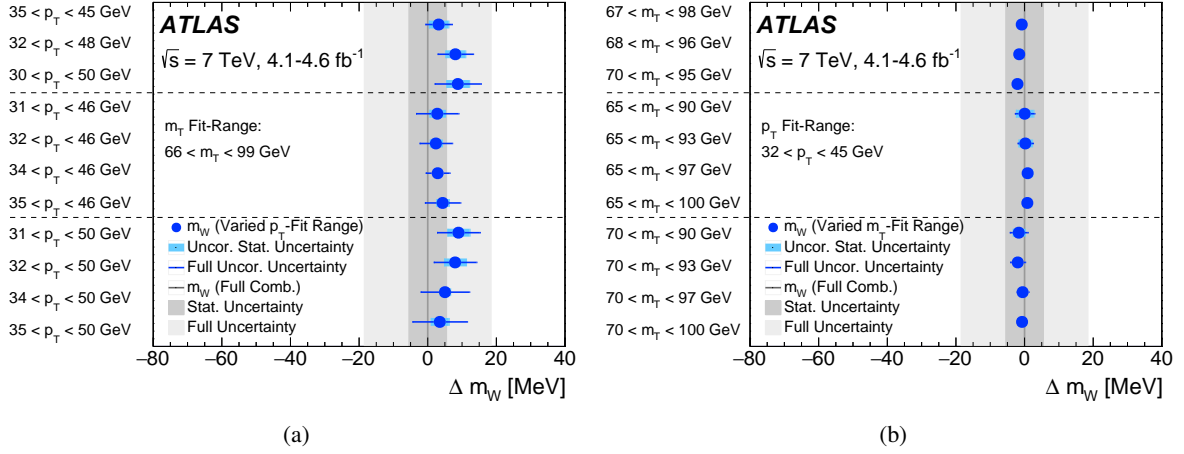


Figure 27: Stability of the combined measurement of m_W with respect to variations of the kinematic ranges of (a) p_T^ℓ and (b) m_T used for the template fits. The optimal m_T range is used for the p_T^ℓ variations, and the optimal p_T^ℓ range is used for the m_T variations. The effect on the result of symmetric variations of the fitting range boundaries, and its dependence on variations of the lower (upper) boundary for two values of the upper (lower) boundary for p_T^ℓ (m_T) are shown. The bands and solid lines respectively show the statistical and total uncertainty on the difference with the optimal result.

for selected ranges of the p_T^ℓ and m_T distributions, where only the uncorrelated statistical and systematic uncertainties with respect to the optimal range are shown. The observed variations are all within two standard deviations of the uncorrelated uncertainties, and small compared to the overall uncertainty of the measurement, which is illustrated by the band on Figure 27. The largest dependence on the kinematic ranges used for the fits is observed for variations of the upper bound of the p_T^ℓ distribution in the $W^+ \rightarrow e^+ \nu$ channel, and is related to the shape of the data-to-prediction ratio for this distribution in the region $40 < p_T^\ell < 42$ GeV, as discussed in Section 11.3.

The effect of the residual discrepancies in the u_T distributions for $W^- \rightarrow \ell \bar{\nu}$, visible at low values in Figures 19-(d) and 20-(d), is estimated by adjusting, in turn, the particle-level p_T^W distribution and the recoil calibration corrections to optimize the agreement between data and simulation. The impact of these variations on the determination of m_W is found to be small compared to the assigned p_T^W modelling and recoil calibration uncertainties, respectively.

When assuming $R_{W/Z}(p_T)$ as predicted by DYRes, instead of PYTHIA 8 AZ, to model the p_T^W distribution, deviations of about 3% appear in the distribution ratios of Figures 24 and 25. This degrades the quality of the mass fits, and shifts the fitted values of m_W by about -20 to -90 MeV, depending on the channels, compared to the results of Table 11. Combining all channels, the shift is about -60 MeV. Since DYRes does not model the data distributions sensitive to p_T^W , as shown in Figure 22, these shifts are given for information only and are not used to estimate the uncertainty in m_W .

11.6 Measurement of $m_{W^+} - m_{W^-}$

The results presented in the previous sections can be used to derive a measurement of the mass difference between the positively and negatively charged W bosons, $m_{W^+} - m_{W^-}$. Starting from the m_W measurement

Channel	$m_{W^+} - m_{W^-}$ [MeV]	Stat. Unc.	Muon Unc.	Elec. Unc.	Recoil Unc.	Bckg. Unc.	QCD Unc.	EW Unc.	PDF Unc.	Total Unc.
$W \rightarrow e\nu$	-29.7	17.5	0.0	4.9	0.9	5.4	0.5	0.0	24.1	30.7
$W \rightarrow \mu\nu$	-28.6	16.3	11.7	0.0	1.1	5.0	0.4	0.0	26.0	33.2
Combined	-29.2	12.8	3.3	4.1	1.0	4.5	0.4	0.0	23.9	28.0

Table 13: Results of the $m_{W^+} - m_{W^-}$ measurements in the electron and muon decay channels, and of the combination. The table shows the statistical uncertainties; the experimental uncertainties, divided into muon-, electron-, recoil- and background-uncertainties; and the modelling uncertainties, separately for QCD modelling including scale variations, parton shower and angular coefficients, electroweak corrections, and PDFs. All uncertainties are given in MeV.

results in the 28 categories described above, 14 measurements of $m_{W^+} - m_{W^-}$ can be constructed by subtraction of the results obtained from the W^+ and W^- samples in the same decay channel and $|\eta|$ category. In practice, the m_W values measured in W^+ and W^- events are subtracted linearly, as are the effects of systematic uncertainties on these measurements, while the uncertainty contributions of a statistical nature are added in quadrature. Contrarily to the m_W measurement discussed above, no blinding procedure was applied for the measurement of $m_{W^+} - m_{W^-}$.

In this process, uncertainties that are anti-correlated between W^+ and W^- and largely cancel for the m_W measurement become dominant when measuring $m_{W^+} - m_{W^-}$. On the physics-modelling side, the fixed-order PDF uncertainty and the parton shower PDF uncertainty give the largest contributions, while other sources of uncertainty only weakly depend on charge and tend to cancel. Among the sources of uncertainty related to lepton calibration, the track sagitta correction dominates in the muon channel, whereas several residual uncertainties contribute in the electron channel. Most lepton and recoil calibration uncertainties tend to cancel. Background systematic uncertainties contribute as the Z and multijet background fractions differ in the W^+ and W^- channels. The dominant statistical uncertainties arise from the size of the data and Monte Carlo signal samples, and of the control samples used to derive the multijet background.

The $m_{W^+} - m_{W^-}$ measurement results are shown in Table 13 for the electron and muon decay channels, and for the combination. The electron channel measurement combines six categories (p_T^ℓ and m_T fits in three $|\eta_\ell|$ bins), while the muon channel has four $|\eta_\ell|$ bins and eight categories in total. The fully combined result is

$$\begin{aligned}
m_{W^+} - m_{W^-} &= -29.2 \pm 12.8 \text{ MeV(stat.)} \pm 7.0 \text{ MeV(exp. syst.)} \pm 23.9 \text{ MeV(mod. syst.)} \\
&= -29.2 \pm 28.0 \text{ MeV,}
\end{aligned}$$

where the first uncertainty is statistical, the second corresponds to the experimental systematic uncertainty, and the third to the physics-modelling systematic uncertainty.

12 Discussion and conclusions

This paper reports a measurement of the W -boson mass with the ATLAS detector, obtained through template fits to the kinematic properties of decay leptons in the electron and muon decay channels. The

measurement is based on proton–proton collision data recorded in 2011 at a centre-of-mass energy of $\sqrt{s} = 7$ TeV at the LHC, and corresponding to an integrated luminosity of 4.6 fb^{-1} . The measurement relies on a thorough detector calibration based on the study of Z-boson events, leading to a precise modelling of the detector response to electrons, muons and the recoil. Templates for the W -boson kinematic distributions are obtained from the NLO MC generator POWHEG, interfaced to PYTHIA8 for the parton shower. The signal samples are supplemented with several additional physics-modelling corrections allowing for the inclusion of higher-order QCD and electroweak corrections, and by fits to measured distributions, so that agreement between the data and the model in the kinematic distributions is improved. The W -boson mass is obtained from the transverse-momentum distribution of charged leptons and from the transverse-mass distributions, for positively and negatively charged W bosons, in the electron and muon decay channels, and in several kinematic categories. The individual measurements of m_W are found to be consistent and their combination yields a value of

$$\begin{aligned} m_W &= 80370 \pm 7 \text{ (stat.)} \pm 11 \text{ (exp. syst.)} \pm 14 \text{ (mod. syst.) MeV} \\ &= 80370 \pm 19 \text{ MeV,} \end{aligned}$$

where the first uncertainty is statistical, the second corresponds to the experimental systematic uncertainty, and the third to the physics-modelling systematic uncertainty. A measurement of the W^+ and W^- mass difference yields $m_{W^+} - m_{W^-} = -29 \pm 28$ MeV.

The W -boson mass measurement is compatible with the current world average of $m_W = 80385 \pm 15$ MeV [29], and similar in precision to the currently leading measurements performed by the CDF and D0 collaborations [22, 23]. An overview of the different m_W measurements is shown in Figure 28. The compatibility of the measured value of m_W in the context of the global electroweak fit is illustrated in Figures 29 and 30. Figure 29 compares the present measurement with earlier results, and with the SM prediction updated with regard to Ref. [16] using recent measurements of the top-quark and Higgs boson masses, $m_t = 172.84 \pm 0.70$ GeV [122] and $m_H = 125.09 \pm 0.24$ GeV [123]. This update gives a numerical value for the SM prediction of $m_W = 80356 \pm 8$ MeV. The corresponding two-dimensional 68% and 95% confidence limits for m_W and m_t are shown in Figure 30, and compared to the present measurement of m_W and the average of the top-quark mass determinations performed by ATLAS [122].

The determination of the W -boson mass from the global fit of the electroweak parameters has an uncertainty of 8 MeV, which sets a natural target for the precision of the experimental measurement of the mass of the W boson. The modelling uncertainties, which currently dominate the overall uncertainty of the m_W measurement presented in this paper, need to be reduced in order to fully exploit the larger data samples available at centre-of-mass energies of 8 and 13 TeV. Better knowledge of the PDFs, as achievable with the inclusion in PDF fits of recent precise measurements of W - and Z -boson rapidity cross sections with the ATLAS detector [41], and improved QCD and electroweak predictions for Drell–Yan production, are therefore crucial for future measurements of the W -boson mass at the LHC.

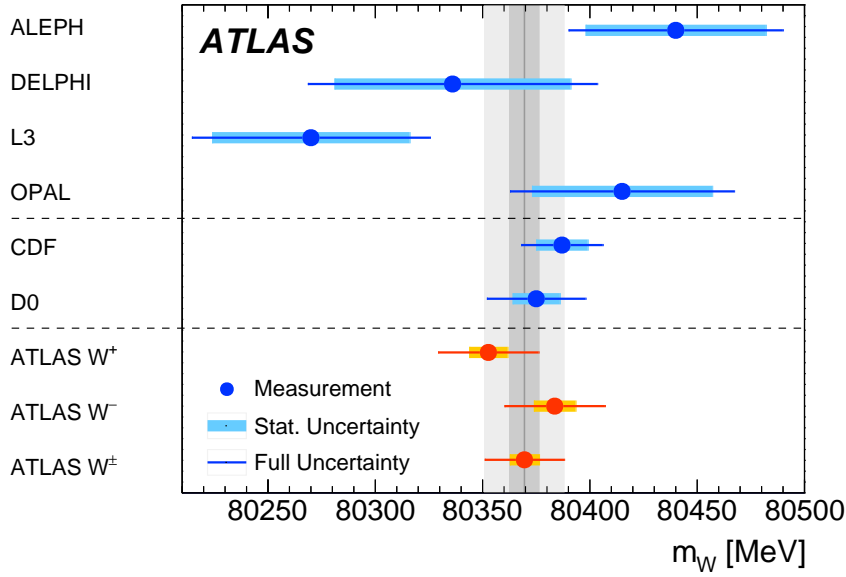


Figure 28: The measured value of m_W is compared to other published results, including measurements from the LEP experiments ALEPH, DELPHI, L3 and OPAL [25–28], and from the Tevatron collider experiments CDF and D0 [22, 23]. The vertical bands show the statistical and total uncertainties of the ATLAS measurement, and the horizontal bands and lines show the statistical and total uncertainties of the other published results. Measured values of m_W for positively and negatively charged W bosons are also shown.

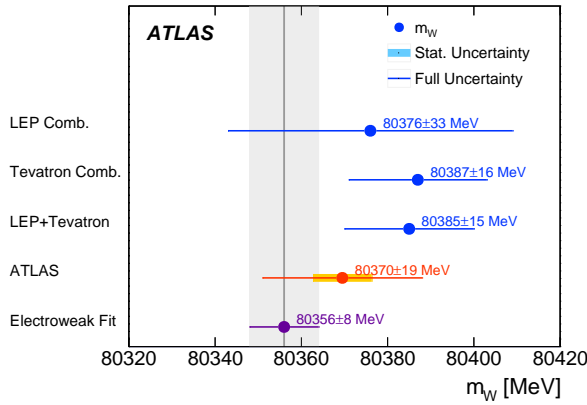


Figure 29: The present measurement of m_W is compared to the SM prediction from the global electroweak fit [16] updated using recent measurements of the top-quark and Higgs-boson masses, $m_t = 172.84 \pm 0.70$ GeV [122] and $m_H = 125.09 \pm 0.24$ GeV [123], and to the combined values of m_W measured at LEP [124] and at the Tevatron collider [24].

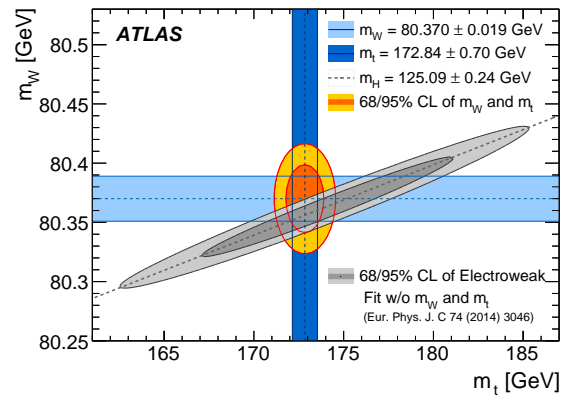


Figure 30: The 68% and 95% confidence-level contours of the m_W and m_t indirect determination from the global electroweak fit [16] are compared to the 68% and 95% confidence-level contours of the ATLAS measurements of the top-quark and W -boson masses. The determination from the electroweak fit uses as input the LHC measurement of the Higgs-boson mass, $m_H = 125.09 \pm 0.24$ GeV [123].

Acknowledgements

We thank CERN for the very successful operation of the LHC, as well as the support staff from our institutions without whom ATLAS could not be operated efficiently.

We acknowledge the support of ANPCyT, Argentina; YerPhI, Armenia; ARC, Australia; BMWFW and FWF, Austria; ANAS, Azerbaijan; SSTC, Belarus; CNPq and FAPESP, Brazil; NSERC, NRC and CFI, Canada; CERN; CONICYT, Chile; CAS, MOST and NSFC, China; COLCIENCIAS, Colombia; MSMT CR, MPO CR and VSC CR, Czech Republic; DNRF and DNSRC, Denmark; IN2P3-CNRS, CEA-DSM/IRFU, France; SRNSF, Georgia; BMBF, HGF, and MPG, Germany; GSRT, Greece; RGC, Hong Kong SAR, China; ISF, I-CORE and Benoziyo Center, Israel; INFN, Italy; MEXT and JSPS, Japan; CNRST, Morocco; NWO, Netherlands; RCN, Norway; MNiSW and NCN, Poland; FCT, Portugal; MNE/IFA, Romania; MES of Russia and NRC KI, Russian Federation; JINR; MESTD, Serbia; MSSR, Slovakia; ARRS and MIZŠ, Slovenia; DST/NRF, South Africa; MINECO, Spain; SRC and Wallenberg Foundation, Sweden; SERI, SNSF and Cantons of Bern and Geneva, Switzerland; MOST, Taiwan; TAEK, Turkey; STFC, United Kingdom; DOE and NSF, United States of America. In addition, individual groups and members have received support from BCKDF, the Canada Council, CANARIE, CRC, Compute Canada, FQRNT, and the Ontario Innovation Trust, Canada; EPLANET, ERC, ERDF, FP7, Horizon 2020 and Marie Skłodowska-Curie Actions, European Union; Investissements d’Avenir Labex and Idex, ANR, Région Auvergne and Fondation Partager le Savoir, France; DFG and AvH Foundation, Germany; Herakleitos, Thales and Aristeia programmes co-financed by EU-ESF and the Greek NSRF; BSF, GIF and Minerva, Israel; BRF, Norway; CERCA Programme Generalitat de Catalunya, Generalitat Valenciana, Spain; the Royal Society and Leverhulme Trust, United Kingdom.

The crucial computing support from all WLCG partners is acknowledged gratefully, in particular from CERN, the ATLAS Tier-1 facilities at TRIUMF (Canada), NDGF (Denmark, Norway, Sweden), CC-IN2P3 (France), KIT/GridKA (Germany), INFN-CNAF (Italy), NL-T1 (Netherlands), PIC (Spain), ASGC (Taiwan), RAL (UK) and BNL (USA), the Tier-2 facilities worldwide and large non-WLCG resource providers. Major contributors of computing resources are listed in Ref. [125].

References

- [1] S. L. Glashow, *Partial Symmetries of Weak Interactions*, [Nucl. Phys.](#) **22** (1961) 579–588.
- [2] A. Salam and J. C. Ward, *Electromagnetic and weak interactions*, [Phys. Lett.](#) **13** (1964) 168–171.
- [3] S. Weinberg, *A Model of Leptons*, [Phys. Rev. Lett.](#) **19** (1967) 1264–1266.
- [4] F. Englert and R. Brout, *Broken Symmetry and the Mass of Gauge Vector Mesons*, [Phys. Rev. Lett.](#) **13** (1964) 321–323.
- [5] P. W. Higgs, *Broken Symmetries and the Masses of Gauge Bosons*, [Phys. Rev. Lett.](#) **13** (1964) 508–509.
- [6] P. W. Higgs, *Broken symmetries, massless particles and gauge fields*, [Phys. Lett.](#) **12** (1964) 132–133.
- [7] G. S. Guralnik, C. R. Hagen and T. W. B. Kibble, *Global Conservation Laws and Massless Particles*, [Phys. Rev. Lett.](#) **13** (1964) 585–587.

- [8] UA1 Collaboration, G. Arnison et al., *Experimental Observation of Isolated Large Transverse Energy Electrons with Associated Missing Energy at $\sqrt{s} = 540$ GeV*, [Phys. Lett. B **122** \(1983\) 103–116](#).
- [9] UA1 Collaboration, G. Arnison et al., *Experimental Observation of Lepton Pairs of Invariant Mass Around $95 \text{ GeV}/c^2$ at the CERN SPS Collider*, [Phys. Lett. B **126** \(1983\) 398–410](#).
- [10] UA2 Collaboration, M. Banner et al., *Observation of Single Isolated Electrons of High Transverse Momentum in Events with Missing Transverse Energy at the CERN $\bar{p}p$ Collider*, [Phys. Lett. B **122** \(1983\) 476–485](#).
- [11] UA2 Collaboration, P. Bagnaia et al., *Evidence for $Z^0 \rightarrow e^+e^-$ at the CERN $\bar{p}p$ Collider*, [Phys. Lett. B **129** \(1983\) 130–140](#).
- [12] ATLAS Collaboration, *Observation of a new particle in the search for the Standard Model Higgs boson with the ATLAS detector at the LHC*, [Phys. Lett. B **716** \(2012\) 1](#), arXiv: [1207.7214 \[hep-ex\]](#).
- [13] CMS Collaboration, *Observation of a new boson at a mass of 125 GeV with the CMS experiment at the LHC*, [Phys. Lett. B **716** \(2012\) 30](#), arXiv: [1207.7235 \[hep-ex\]](#).
- [14] M. Awramik, M. Czakon, A. Freitas and G. Weiglein, *Precise prediction for the W boson mass in the standard model*, [Phys. Rev. D **69** \(2004\) 053006](#), arXiv: [hep-ph/0311148](#).
- [15] A. Sirlin, *Radiative Corrections in the $SU(2)_L \times U(1)$ Theory: A Simple Renormalization Framework*, [Phys. Rev. D **22** \(1980\) 971–981](#).
- [16] M. Baak et al., *The global electroweak fit at NNLO and prospects for the LHC and ILC*, [Eur. Phys. J. C **74** \(2014\) 3046](#), arXiv: [1407.3792 \[hep-ph\]](#).
- [17] UA1 Collaboration, G. Arnison et al., *Intermediate Vector Boson Properties at the CERN Super Proton Synchrotron Collider*, [Europhys. Lett. **1** \(1986\) 327–345](#).
- [18] UA2 Collaboration, J. Alitti et al., *An Improved determination of the ratio of W and Z masses at the CERN $\bar{p}p$ collider*, [Phys. Lett. B **276** \(1992\) 354–364](#).
- [19] CDF Collaboration, T. Affolder et al., *Measurement of the W boson mass with the Collider Detector at Fermilab*, [Phys. Rev. D **64** \(2001\) 052001](#), arXiv: [hep-ex/0007044](#).
- [20] D0 Collaboration, V. M. Abazov et al., *Improved W boson mass measurement with the $D\bar{O}$ detector*, [Phys. Rev. D **66** \(2002\) 012001](#), arXiv: [hep-ex/0204014](#).
- [21] CDF and D0 collaborations, V. M. Abazov et al., *Combination of CDF and D0 Results on W Boson Mass and Width*, [Phys. Rev. D **70** \(2004\) 092008](#), arXiv: [hep-ex/0311039](#).
- [22] CDF Collaboration, T. Aaltonen et al., *Precise measurement of the W -boson mass with the CDF II detector*, [Phys. Rev. Lett. **108** \(2012\) 151803](#), arXiv: [1203.0275 \[hep-ex\]](#).

- [23] D0 Collaboration, V. M. Abazov et al., *Measurement of the W Boson Mass with the D0 Detector*, *Phys. Rev. Lett.* **108** (2012) 151804, arXiv: [1203.0293 \[hep-ex\]](#).
- [24] CDF and D0 Collaborations, T. Aaltonen et al., *Combination of CDF and D0 W-Boson Mass Measurements*, *Phys. Rev. D* **88** (2013) 052018, arXiv: [1307.7627 \[hep-ex\]](#).
- [25] ALEPH Collaboration, S. Schael et al., *Measurement of the W boson mass and width in e^+e^- collisions at LEP*, *Eur. Phys. J. C* **47** (2006) 309–335, arXiv: [hep-ex/0605011](#).
- [26] DELPHI Collaboration, J. Abdallah et al., *Measurement of the Mass and Width of the W Boson in e^+e^- Collisions at $\sqrt{s} = 161 - 209$ GeV*, *Eur. Phys. J. C* **55** (2008) 1–38, arXiv: [0803.2534 \[hep-ex\]](#).
- [27] L3 Collaboration, P. Achard et al., *Measurement of the mass and the width of the W boson at LEP*, *Eur. Phys. J. C* **45** (2006) 569–587, arXiv: [hep-ex/0511049](#).
- [28] OPAL Collaboration, G. Abbiendi et al., *Measurement of the mass and width of the W boson*, *Eur. Phys. J. C* **45** (2006) 307–335, arXiv: [hep-ex/0508060](#).
- [29] Particle Data Group, K. A. Olive et al., *Review of Particle Physics*, *Chin. Phys. C* **38** (2014) 090001.
- [30] J. de Blas et al., *Electroweak precision observables and Higgs-boson signal strengths in the Standard Model and beyond: present and future*, *JHEP* **12** (2016) 135, arXiv: [1608.01509 \[hep-ph\]](#).
- [31] S. D. Drell and T.-M. Yan, *Massive Lepton Pair Production in Hadron-Hadron Collisions at High-Energies*, *Phys. Rev. Lett.* **25** (1970) 316–320, [Erratum: *Phys. Rev. Lett.* **25**, 902(1970)].
- [32] S. Schael et al., *Precision electroweak measurements on the Z resonance*, *Phys. Rept.* **427** (2006) 257–454, arXiv: [hep-ex/0509008](#).
- [33] M. Krasny, F. Dydak, F. Fayette, W. Placzek and A. Siodmok, *$\Delta M_W \leq 10 \text{ MeV}/c^2$ at the LHC: a forlorn hope?*, *Eur. Phys. J. C* **69** (2010) 379–397, arXiv: [1004.2597 \[hep-ex\]](#).
- [34] E. Mirkes, *Angular decay distribution of leptons from W bosons at NLO in hadronic collisions*, *Nucl. Phys. B* **387** (1992) 3–85.
- [35] D. Yu. Bardin, A. Leike, T. Riemann and M. Sachwitz, *Energy Dependent Width Effects in e^+e^- Annihilation Near the Z Boson Pole*, *Phys. Lett. B* **206** (1988) 539–542.
- [36] J. Smith, W. L. van Neerven and J. A. M. Vermaseren, *The Transverse Mass and Width of the W Boson*, *Phys. Rev. Lett.* **50** (1983) 1738.
- [37] ATLAS Collaboration, *Studies of theoretical uncertainties on the measurement of the mass of the W boson at the LHC*, ATL-PHYS-PUB-2014-015, 2014, URL: <https://cdsweb.cern.ch/record/1956455>.
- [38] ATLAS Collaboration, *Electron reconstruction and identification efficiency measurements with the ATLAS detector using the 2011 LHC proton–proton collision data*, *Eur. Phys. J. C* **74** (2014) 2941, arXiv: [1404.2240 \[hep-ex\]](#).

- [39] ATLAS Collaboration, *Electron and photon energy calibration with the ATLAS detector using LHC Run 1 data*, [Eur. Phys. J. C **74** \(2014\) 3071](#), arXiv: [1407.5063 \[hep-ex\]](#).
- [40] ATLAS Collaboration, *Measurement of the muon reconstruction performance of the ATLAS detector using 2011 and 2012 LHC proton–proton collision data*, [Eur. Phys. J. C **74** \(2014\) 3130](#), arXiv: [1407.3935 \[hep-ex\]](#).
- [41] ATLAS Collaboration, *Precision measurement and interpretation of inclusive W^+ , W^- and Z/γ^* production cross sections with the ATLAS detector*, (2016), arXiv: [1612.03016 \[hep-ex\]](#).
- [42] ATLAS Collaboration, *Measurement of the angular coefficients in Z -boson events using electron and muon pairs from data taken at $\sqrt{s} = 8$ TeV with the ATLAS detector*, [JHEP **08** \(2016\) 159](#), arXiv: [1606.00689 \[hep-ex\]](#).
- [43] ATLAS Collaboration, *Measurement of angular correlations in Drell-Yan lepton pairs to probe Z/γ^* boson transverse momentum at $\sqrt{s} = 7$ TeV with the ATLAS detector*, [Phys. Lett. B **720** \(2013\) 32](#), arXiv: [1211.6899 \[hep-ex\]](#).
- [44] ATLAS Collaboration, *Measurement of the Z/γ^* boson transverse momentum distribution in pp collisions at $\sqrt{s} = 7$ TeV with the ATLAS detector*, [JHEP **09** \(2014\) 145](#), arXiv: [1406.3660 \[hep-ex\]](#).
- [45] ATLAS Collaboration, *Measurement of the transverse momentum distribution of W bosons in pp collisions at $\sqrt{s} = 7$ TeV with the ATLAS detector*, [Phys. Rev. D **85** \(2012\) 012005](#), arXiv: [1108.6308 \[hep-ex\]](#).
- [46] ATLAS Collaboration, *The ATLAS Experiment at the CERN Large Hadron Collider*, [JINST **3** \(2008\) S08003](#).
- [47] ATLAS Collaboration, *Performance of the ATLAS Trigger System in 2010*, [Eur. Phys. J. C **72** \(2012\) 1849](#), arXiv: [1110.1530 \[hep-ex\]](#).
- [48] ATLAS Collaboration, *Improved luminosity determination in pp collisions at $\sqrt{s} = 7$ TeV using the ATLAS detector at the LHC*, [Eur. Phys. J. C **73** \(2013\) 2518](#), arXiv: [1302.4393 \[hep-ex\]](#).
- [49] P. Nason, *A New method for combining NLO QCD with shower Monte Carlo algorithms*, [JHEP **11** \(2004\) 040](#), arXiv: [hep-ph/0409146](#).
- [50] S. Frixione, P. Nason and C. Oleari, *Matching NLO QCD computations with Parton Shower simulations: the POWHEG method*, [JHEP **11** \(2007\) 070](#), arXiv: [0709.2092 \[hep-ph\]](#).
- [51] S. Alioli, P. Nason, C. Oleari and E. Re, *A general framework for implementing NLO calculations in shower Monte Carlo programs: the POWHEG BOX*, [JHEP **06** \(2010\) 043](#), arXiv: [1002.2581 \[hep-ph\]](#).
- [52] T. Sjöstrand, S. Mrenna and P. Z. Skands, *PYTHIA 6.4 Physics and Manual*, [JHEP **05** \(2006\) 026](#), arXiv: [hep-ph/0603175](#).
- [53] T. Sjöstrand, S. Mrenna and P. Z. Skands, *A Brief Introduction to PYTHIA 8.1*, [Comput. Phys. Commun. **178** \(2008\) 852–867](#), arXiv: [0710.3820 \[hep-ph\]](#).
- [54] H.-L. Lai et al., *New parton distributions for collider physics*, [Phys. Rev. D **82** \(2010\) 074024](#), arXiv: [1007.2241 \[hep-ph\]](#).

- [55] J. Pumplin et al.,
New generation of parton distributions with uncertainties from global QCD analysis,
[JHEP **07** \(2002\) 012](#), arXiv: [hep-ph/0201195](#).
- [56] P. Golonka and Z. Was,
PHOTOS Monte Carlo: A Precision tool for QED corrections in Z and W decays,
[Eur. Phys. J. C **45** \(2006\) 97](#), arXiv: [hep-ph/0506026](#).
- [57] G. Corcella et al., *HERWIG 6: An Event generator for hadron emission reactions with interfering gluons (including supersymmetric processes)*, [JHEP **01** \(2001\) 010](#), arXiv: [hep-ph/0011363](#).
- [58] J. Butterworth, J. R. Forshaw and M. Seymour,
Multiparton interactions in photoproduction at HERA, [Z.Phys. C **72** \(1996\) 637–646](#), arXiv: [hep-ph/9601371](#).
- [59] S. Frixione and B. R. Webber,
Matching NLO QCD computations and parton shower simulations, [JHEP **06** \(2002\) 029](#), arXiv: [hep-ph/0204244](#).
- [60] S. Frixione, P. Nason and B. R. Webber,
Matching NLO QCD and parton showers in heavy flavor production, [JHEP **08** \(2003\) 007](#), arXiv: [hep-ph/0305252](#) [[hep-ph](#)].
- [61] S. Frixione, E. Laenen, P. Motylinski and B. R. Webber, *Single-top production in MC@NLO*, [JHEP **03** \(2006\) 092](#), arXiv: [hep-ph/0512250](#) [[hep-ph](#)].
- [62] ATLAS Collaboration, *Measurement of the $t\bar{t}$ production cross-section using $e\mu$ events with b -tagged jets in pp collisions at $\sqrt{s} = 7$ and 8 TeV with the ATLAS detector*, [Eur. Phys. J. C **74** \(2014\) 3109](#), arXiv: [1406.5375](#) [[hep-ex](#)].
- [63] N. Kidonakis, *Next-to-next-to-leading-order collinear and soft gluon corrections for t -channel single top quark production*, [Phys. Rev. D **83** \(2011\) 091503](#), arXiv: [1103.2792](#) [[hep-ph](#)].
- [64] N. Kidonakis, *NNLL resummation for s -channel single top quark production*, [Phys. Rev. D **81** \(2010\) 054028](#), arXiv: [1001.5034](#) [[hep-ph](#)].
- [65] N. Kidonakis, *Two-loop soft anomalous dimensions for single top quark associated production with a W^- or H^-* , [Phys. Rev. D **82** \(2010\) 054018](#), arXiv: [1005.4451](#) [[hep-ph](#)].
- [66] J. M. Campbell and R. K. Ellis, *An Update on vector boson pair production at hadron colliders*, [Phys. Rev. D **60** \(1999\) 113006](#), arXiv: [hep-ph/9905386](#) [[hep-ph](#)].
- [67] T. Gehrmann et al.,
 W^+W^- Production at Hadron Colliders in Next to Next to Leading Order QCD,
[Phys. Rev. Lett. **113** \(2014\) 212001](#), arXiv: [1408.5243](#) [[hep-ph](#)].
- [68] ATLAS Collaboration, *The ATLAS Simulation Infrastructure*, [Eur. Phys. J. C **70** \(2010\) 823](#), arXiv: [1005.4568](#) [[hep-ex](#)].
- [69] S. Agostinelli et al., *GEANT4: A Simulation toolkit*,
[Nucl. Instrum. Meth. A **506** \(2003\) 250–303](#).
- [70] ATLAS Collaboration, *Summary of ATLAS Pythia 8 tunes*, ATL-PHYS-PUB-2012-003, 2012, URL: <https://cds.cern.ch/record/1474107>.

- [71] ATLAS Collaboration, *Topological cell clustering in the ATLAS calorimeters and its performance in LHC Run 1*, (2016), arXiv: [1603.02934 \[hep-ex\]](#).
- [72] S. Alioli et al., *Precision Studies of Observables in $pp \rightarrow W \rightarrow \ell\nu$ and $pp \rightarrow \gamma, Z \rightarrow \ell^+\ell^-$ processes at the LHC*, Working Group Report (2016), arXiv: [1606.02330 \[hep-ph\]](#).
- [73] S. Jadach, W. Placzek and B. F. L. Ward, *BHWIDE 1.00: $O(\alpha)$ YFS exponentiated Monte Carlo for Bhabha scattering at wide angles for LEP-1 / SLC and LEP-2*, *Phys. Lett. B* **390** (1997) 298–308, arXiv: [hep-ph/9608412](#).
- [74] W. Placzek, S. Jadach and M. W. Krasny, *Drell-Yan processes with WINHAC*, *Acta Phys. Polon. B* **44** (2013) 2171–2178, arXiv: [1310.5994 \[hep-ph\]](#).
- [75] S. Dittmaier and M. Krämer, *Electroweak radiative corrections to W boson production at hadron colliders*, *Phys. Rev. D* **65** (2002) 073007, arXiv: [hep-ph/0109062](#).
- [76] U. Baur and D. Wackerth, *Electroweak radiative corrections to $p\bar{p} \rightarrow W^\pm \rightarrow \ell^\pm\nu$ beyond the pole approximation*, *Phys. Rev. D* **70** (2004) 073015, arXiv: [hep-ph/0405191](#).
- [77] A. Arbuzov et al., *One-loop corrections to the Drell-Yan process in SANC: the charged current case*, *Eur. Phys. J. C* **46** (2006) 407–412, [Erratum: *Eur. Phys. J. C*50,505(2007)], arXiv: [hep-ph/0506110](#).
- [78] L. Barzè, G. Montagna, P. Nason, O. Nicrosini and F. Piccinini, *Implementation of electroweak corrections in the POWHEG BOX: single W production*, *JHEP* **04** (2012) 037, arXiv: [1202.0465 \[hep-ph\]](#).
- [79] C. Bernaciak and D. Wackerth, *Combining NLO QCD and Electroweak Radiative Corrections to W boson Production at Hadron Colliders in the POWHEG Framework*, *Phys. Rev. D* **85** (2012) 093003, arXiv: [1201.4804 \[hep-ph\]](#).
- [80] A. Mück and L. Oymanns, *Resonance-improved parton-shower matching for the Drell-Yan process including electroweak corrections*, (2016), arXiv: [1612.04292 \[hep-ph\]](#).
- [81] S. Dittmaier, A. Huss and C. Schwinn, *Dominant mixed QCD-electroweak $O(\alpha_s\alpha)$ corrections to Drell-Yan processes in the resonance region*, *Nucl. Phys. B* **904** (2016) 216–252, arXiv: [1511.08016 \[hep-ph\]](#).
- [82] G. Altarelli, R. H. P. Kleiss and C. Verzegnassi (eds.), *Workshop on Z physics at LEP1: Standard physics*, 1989, URL: <https://cds.cern.ch/record/116932>.
- [83] C. M. Carloni Calame et al., *Precision Measurement of the W-Boson Mass: Theoretical Contributions and Uncertainties*, (2016), arXiv: [1612.02841 \[hep-ph\]](#).
- [84] J. C. Collins and D. E. Soper, *Angular Distribution of Dileptons in High-Energy Hadron Collisions*, *Phys. Rev. D* **16** (1977) 2219.
- [85] J. Gao, M. Guzzi, J. Huston, H.-L. Lai, Z. Li et al., *CT10 next-to-next-to-leading order global analysis of QCD*, *Phys. Rev. D* **89** (2014) 033009, arXiv: [1302.6246 \[hep-ph\]](#).

- [86] S. Catani, L. Cieri, G. Ferrera, D. de Florian and M. Grazzini, *Vector boson production at hadron colliders: a fully exclusive QCD calculation at NNLO*, *Phys. Rev. Lett.* **103** (2009) 082001, arXiv: [0903.2120 \[hep-ph\]](#).
- [87] T. Hahn, *CUBA: A Library for multidimensional numerical integration*, *Comput. Phys. Commun.* **168** (2005) 78–95, arXiv: [hep-ph/0404043](#).
- [88] J. C. Collins, D. E. Soper and G. F. Sterman, *Transverse Momentum Distribution in Drell-Yan Pair and W and Z Boson Production*, *Nucl. Phys. B* **250** (1985) 199.
- [89] G. A. Ladinsky and C. P. Yuan, *The Nonperturbative regime in QCD resummation for gauge boson production at hadron colliders*, *Phys. Rev. D* **50** (1994) R4239, arXiv: [hep-ph/9311341](#).
- [90] C. Balazs and C. P. Yuan, *Soft gluon effects on lepton pairs at hadron colliders*, *Phys. Rev. D* **56** (1997) 5558–5583, arXiv: [hep-ph/9704258](#).
- [91] S. Catani, D. de Florian, G. Ferrera and M. Grazzini, *Vector boson production at hadron colliders: transverse-momentum resummation and leptonic decay*, *JHEP* **12** (2015) 047, arXiv: [1507.06937 \[hep-ph\]](#).
- [92] T. Becher, M. Neubert and D. Wilhelm, *Electroweak Gauge-Boson Production at Small q_T : Infrared Safety from the Collinear Anomaly*, *JHEP* **02** (2012) 124, arXiv: [1109.6027 \[hep-ph\]](#).
- [93] G. Miu and T. Sjöstrand, *W production in an improved parton shower approach*, *Phys. Lett. B* **449** (1999) 313–320, arXiv: [hep-ph/9812455](#).
- [94] S. Catani, B. R. Webber and G. Marchesini, *QCD coherent branching and semiinclusive processes at large x* , *Nucl. Phys. B* **349** (1991) 635–654.
- [95] R. Corke and T. Sjöstrand, *Interleaved Parton Showers and Tuning Prospects*, *JHEP* **03** (2011) 032, arXiv: [1011.1759 \[hep-ph\]](#).
- [96] K. Hamilton, P. Nason and G. Zanderighi, *MINLO: Multi-Scale Improved NLO*, *JHEP* **10** (2012) 155, arXiv: [1206.3572 \[hep-ph\]](#).
- [97] K. Hamilton, P. Nason, C. Oleari and G. Zanderighi, *Merging H/W/Z + 0 and 1 jet at NLO with no merging scale: a path to parton shower + NNLO matching*, *JHEP* **05** (2013) 082, arXiv: [1212.4504 \[hep-ph\]](#).
- [98] R. D. Ball et al., *Parton distributions for the LHC Run II*, *JHEP* **04** (2015) 040, arXiv: [1410.8849 \[hep-ph\]](#).
- [99] S. Dulat et al., *New parton distribution functions from a global analysis of quantum chromodynamics*, *Phys. Rev. D* **93** (2016) 033006, arXiv: [1506.07443 \[hep-ph\]](#).
- [100] L. A. Harland-Lang, A. D. Martin, P. Motylinski and R. S. Thorne, *Parton distributions in the LHC era: MMHT 2014 PDFs*, *Eur. Phys. J. C* **75** (2015) 204, arXiv: [1412.3989 \[hep-ph\]](#).
- [101] S. Alekhin, J. Blumlein and S. Moch, *The ABM parton distributions tuned to LHC data*, *Phys. Rev. D* **89** (2014) 054028, arXiv: [1310.3059 \[hep-ph\]](#).

- [102] M. Krasny, F. Fayette, W. Placzek and A. Siodmok, *Z-boson as 'the standard candle' for high precision W-boson physics at LHC*, *Eur. Phys. J. C* **51** (2007) 607–617, arXiv: [hep-ph/0702251](#).
- [103] F. Fayette, M. Krasny, W. Placzek and A. Siodmok, *Measurement of $M_{W^+} - M_{W^-}$ at LHC*, *Eur. Phys. J. C* **63** (2009) 33–56, arXiv: [0812.2571 \[hep-ph\]](#).
- [104] G. Bozzi, L. Citelli and A. Vicini, *Parton density function uncertainties on the W boson mass measurement from the lepton transverse momentum distribution*, *Phys. Rev. D* **91** (2015) 113005, arXiv: [1501.05587 \[hep-ph\]](#).
- [105] J. Pumplin et al., *Uncertainties of predictions from parton distribution functions. II. The Hessian method*, *Phys. Rev. D* **65** (2001) 014013, arXiv: [hep-ph/0101032](#).
- [106] H1 and ZEUS Collaborations, H. Abramowicz et al., *Combination of measurements of inclusive deep inelastic $e^\pm p$ scattering cross sections and QCD analysis of HERA data*, *Eur. Phys. J. C* **75** (2015) 580, arXiv: [1506.06042 \[hep-ex\]](#).
- [107] J. Wenninger, *Energy Calibration of the LHC Beams at 4 TeV*, CERN-ATS-2013-040, 2013, URL: <https://cdsweb.cern.ch/record/1546734>.
- [108] T. Sjöstrand and P. Z. Skands, *Transverse-momentum-ordered showers and interleaved multiple interactions*, *Eur. Phys. J. C* **39** (2005) 129–154, arXiv: [hep-ph/0408302](#).
- [109] M. Bonvini, A. S. Papanastasiou and F. J. Tackmann, *Matched predictions for the $b\bar{b}H$ cross section at the 13 TeV LHC*, *JHEP* **10** (2016) 053, arXiv: [1605.01733 \[hep-ph\]](#).
- [110] R. D. Ball et al., *Parton distributions with LHC data*, *Nucl. Phys. B* **867** (2013) 244–289, arXiv: [1207.1303 \[hep-ph\]](#).
- [111] J. Bellm et al., *Herwig 7.0/Herwig++ 3.0 release note*, *Eur. Phys. J. C* **76** (2016) 196, arXiv: [1512.01178 \[hep-ph\]](#).
- [112] M. Bahr et al., *Herwig++ Physics and Manual*, *Eur. Phys. J. C* **58** (2008) 639–707, arXiv: [0803.0883 \[hep-ph\]](#).
- [113] ATLAS Collaboration, *Study of alignment-related systematic effects on the ATLAS Inner Detector track reconstruction*, ATLAS-CONF-2012-141, 2012, URL: <https://cdsweb.cern.ch/record/1483518>.
- [114] ATLAS Collaboration, *A study of the material in the ATLAS inner detector using secondary hadronic interactions*, *JINST* **7** (2012) P01013, arXiv: [1110.6191 \[hep-ex\]](#).
- [115] L. Devroye, *Non-Uniform Random Variate Generation*, Available at <http://www.eirene.de/Devroye.pdf>, Springer-Verlag, 1986.
- [116] G. Bozzi, S. Catani, G. Ferrera, D. de Florian and M. Grazzini, *Transverse-momentum resummation: A Perturbative study of Z production at the Tevatron*, *Nucl. Phys.* **B815** (2009) 174–197, arXiv: [0812.2862 \[hep-ph\]](#).
- [117] G. Bozzi, S. Catani, G. Ferrera, D. de Florian and M. Grazzini, *Production of Drell-Yan lepton pairs in hadron collisions: Transverse-momentum resummation at next-to-next-to-leading logarithmic accuracy*, *Phys. Lett. B* **696** (2011) 207–213, arXiv: [1007.2351 \[hep-ph\]](#).

- [118] B. Efron, *Bootstrap Methods: Another Look at the Jackknife*, *Ann. Statist.* **7** (1979) 1–26.
- [119] L. Lyons, D. Gibaut and P. Clifford, *How to Combine Correlated Estimates of a Single Physical Quantity*, *Nucl. Instrum. Meth. A* **270** (1988) 110.
- [120] A. Valassi, *Combining correlated measurements of several different physical quantities*, *Nucl. Instrum. Meth. A* **500** (2003) 391–405.
- [121] H1 Collaboration, F.D. Aaron et al., *Measurement of the Inclusive ep Scattering Cross Section at Low Q^2 and x at HERA*, *Eur. Phys. J. C* **63** (2009) 625–678, arXiv: [0904.0929](https://arxiv.org/abs/0904.0929) [[hep-ex](#)].
- [122] ATLAS Collaboration, *Measurement of the top quark mass in the $t\bar{t} \rightarrow$ dilepton channel from $\sqrt{s} = 8$ TeV ATLAS data*, *Phys. Lett. B* **761** (2016) 350–371, arXiv: [1606.02179](https://arxiv.org/abs/1606.02179) [[hep-ex](#)].
- [123] ATLAS and CMS Collaborations, *Combined Measurement of the Higgs Boson Mass in pp Collisions at $\sqrt{s} = 7$ and 8 TeV with the ATLAS and CMS Experiments*, *Phys. Rev. Lett.* **114** (2015) 191803, arXiv: [1503.07589](https://arxiv.org/abs/1503.07589) [[hep-ex](#)].
- [124] ALEPH, DELPHI, L3, OPAL Collaborations, LEP Electroweak Working Group, S. Schael et al., *Electroweak Measurements in Electron-Positron Collisions at W-Boson-Pair Energies at LEP*, *Phys. Rept.* **532** (2013) 119–244, arXiv: [1302.3415](https://arxiv.org/abs/1302.3415) [[hep-ex](#)].
- [125] ATLAS Collaboration, *ATLAS Computing Acknowledgements 2016–2017*, ATL-GEN-PUB-2016-002, URL: <https://cds.cern.ch/record/2202407>.

The ATLAS Collaboration

M. Aaboud^{34d}, G. Aad⁹⁹, B. Abbott¹²⁵, J. Abdallah⁷⁵, O. Abidinov^{13,*}, B. Abeloos¹²⁹, S.H. Abidi¹⁶⁴, O.S. AbouZeid¹⁴³, N.L. Abraham¹⁵³, H. Abramowicz¹⁵⁸, H. Abreu¹⁵⁷, R. Abreu¹²⁸, Y. Abulaiti^{43a,43b}, B.S. Acharya^{64a,64b,p}, S. Adachi¹⁶⁰, L. Adamczyk^{81a}, D.L. Adams²⁹, J. Adelman¹¹⁹, M. Adersberger¹¹², T. Adye¹⁴¹, A.A. Affolder¹⁴³, T. Agatonovic-Jovin¹⁶, C. Agheorghiesei^{27b}, J.A. Aguilar-Saavedra^{137f,137a,ak}, F. Ahmadov^{77.ai}, G. Aielli^{71a,71b}, S. Akatsuka⁸³, H. Akerstedt^{43a,43b}, T.P.A. Åkesson⁹⁴, A.V. Akimov¹⁰⁸, G.L. Alberghi^{23b,23a}, J. Albert¹⁷³, M.J. Alconada Verzini⁸⁶, M. Aleksa³⁵, I.N. Aleksandrov⁷⁷, C. Alexa^{27b}, G. Alexander¹⁵⁸, T. Alexopoulos¹⁰, M. Alhroob¹²⁵, B. Ali¹³⁹, G. Alimonti^{66a}, J. Alison³⁶, S.P. Alkire³⁸, B.M.M. Allbrooke¹⁵³, B.W. Allen¹²⁸, P.P. Allport²¹, A. Aloisio^{67a,67b}, A. Alonso³⁹, F. Alonso⁸⁶, C. Alpigiani¹⁴⁵, A.A. Alshehri⁵⁵, M.I. Alstady⁹⁹, B. Alvarez Gonzalez³⁵, D. Álvarez Piqueras¹⁷¹, M.G. Alviggi^{67a,67b}, B.T. Amadio¹⁸, Y. Amaral Coutinho^{78b}, C. Amelung²⁶, D. Amidei¹⁰³, S.P. Amor Dos Santos^{137a,137c}, A. Amorim^{137a}, S. Amoroso³⁵, G. Amundsen²⁶, C. Anastopoulos¹⁴⁶, L.S. Ancu⁵², N. Andari²¹, T. Andeen¹¹, C.F. Anders^{59b}, J.K. Anders⁸⁸, K.J. Anderson³⁶, A. Andreazza^{66a,66b}, V. Andrei^{59a}, S. Angelidakis⁹, I. Angelozzi¹¹⁸, A. Angerami³⁸, F. Anghinolfi³⁵, A.V. Anisenkov^{120b,120a}, N. Anjos¹⁴, A. Annovi^{69a}, C. Antel^{59a}, M. Antonelli⁴⁹, A. Antonov^{110,*}, D.J.A. Antrim¹⁶⁸, F. Anulli^{70a}, M. Aoki⁷⁹, L. Aperio Bella³⁵, G. Arabidze¹⁰⁴, Y. Arai⁷⁹, J.P. Araque^{137a}, V. Araujo Ferraz^{78b}, A.T.H. Arce⁴⁷, R.E. Ardell⁹¹, F.A. Arduh⁸⁶, J-F. Arguin¹⁰⁷, S. Argyropoulos⁷⁵, M. Arik^{12c}, A.J. Armbruster¹⁵⁰, L.J. Armitage⁹⁰, O. Arnaez³⁵, H. Arnold⁵⁰, M. Arratia³¹, O. Arslan²⁴, A. Artamonov^{109,*}, G. Artoni¹³², S. Artz⁹⁷, S. Asai¹⁶⁰, N. Asbah⁴⁴, A. Ashkenazi¹⁵⁸, L. Asquith¹⁵³, K. Assamagan²⁹, R. Astalos^{28a}, M. Atkinson¹⁷⁰, N.B. Atlay¹⁴⁸, K. Augsten¹³⁹, G. Avolio³⁵, B. Axen¹⁸, M.K. Ayoub¹²⁹, G. Azuelos^{107.az}, A.E. Baas^{59a}, M.J. Baca²¹, H. Bachacou¹⁴², K. Bachas^{65a,65b}, M. Backes¹³², M. Backhaus³⁵, P. Bagiacchi^{70a,70b}, P. Bagnaia^{70a,70b}, J.T. Baines¹⁴¹, M. Bajic³⁹, O.K. Baker¹⁸⁰, E.M. Baldin^{120b,120a}, P. Balek¹⁷⁷, T. Balestri¹⁵², F. Balli¹⁴², W.K. Balunas¹³⁴, E. Banas⁸², S. Banerjee^{178,m}, A.A.E. Bannoura¹⁷⁹, L. Barak³⁵, E.L. Barberio¹⁰², D. Barberis^{53b,53a}, M. Barbero⁹⁹, T. Barillari¹¹³, M-S. Barisits³⁵, T. Barklow¹⁵⁰, N. Barlow³¹, S.L. Barnes^{58c}, B.M. Barnett¹⁴¹, R.M. Barnett¹⁸, Z. Barnovska-Blenessy^{58a}, A. Baroncelli^{72a}, G. Barone²⁶, A.J. Barr¹³², L. Barranco Navarro¹⁷¹, F. Barreiro⁹⁶, J. Barreiro Guimarães da Costa^{15a}, R. Bartoldus¹⁵⁰, A.E. Barton⁸⁷, P. Bartos^{28a}, A. Basalae¹³⁵, A. Bassalat¹²⁹, R.L. Bates⁵⁵, S.J. Batista¹⁶⁴, J.R. Batley³¹, M. Battaglia¹⁴³, M. Bauge^{70a,70b}, F. Bauer¹⁴², H.S. Bawa^{150,n}, J.B. Beacham¹²³, M.D. Beattie⁸⁷, T. Beau¹³³, P.H. Beauchemin¹⁶⁷, P. Bechtel²⁴, H.P. Beck^{20,t}, K. Becker¹³², M. Becker⁹⁷, M. Beckingham¹⁷⁵, C. Becot¹²², A. Beddall^{12d}, A.J. Beddall^{12a}, V.A. Bednyakov⁷⁷, M. Bedognetti¹¹⁸, C.P. Bee¹⁵², T.A. Beermann³⁵, M. Begalli^{78b}, M. Begel²⁹, J.K. Behr⁴⁴, A.S. Bell⁹², G. Bella¹⁵⁸, L. Bellagamba^{23b}, A. Bellerive³³, M. Bellomo¹⁰⁰, K. Belotskiy¹¹⁰, O. Beltramello³⁵, N.L. Belyaev¹¹⁰, O. Benary^{158,*}, D. Benckekroun^{34a}, M. Bender¹¹², K. Bendtz^{43a,43b}, N. Benekos¹⁰, Y. Benhammou¹⁵⁸, E. Benhar Nocchioli¹⁸⁰, J. Benitez⁷⁵, D.P. Benjamin⁴⁷, M. Benoit⁵², J.R. Bensinger²⁶, S. Bentvelsen¹¹⁸, L. Beresford¹³², M. Beretta⁴⁹, D. Berge¹¹⁸, E. Bergeaas Kuutmann¹⁶⁹, N. Berger⁵, J. Beringer¹⁸, S. Berlendis⁵⁶, N.R. Bernard¹⁰⁰, G. Bernardi¹³³, C. Bernius¹²², F.U. Bernlochner²⁴, T. Berry⁹¹, P. Berta¹⁴⁰, C. Bertella⁹⁷, G. Bertoli^{43a,43b}, F. Bertolucci^{69a,69b}, I.A. Bertram⁸⁷, C. Bertsche⁴⁴, D. Bertsche¹²⁵, G.J. Besjes³⁹, O. Bessidskaia Bylund^{43a,43b}, M. Bessner⁴⁴, N. Besson¹⁴², C. Betancourt⁵⁰, A. Bethani⁹⁸, S. Bethke¹¹³, A.J. Bevan⁹⁰, R.M. Bianchi¹³⁶, M. Bianco³⁵, O. Biebel¹¹², D. Biedermann¹⁹, R. Bielski⁹⁸, N.V. Biesuz^{69a,69b}, M. Biglietti^{72a}, J. Bilbao De Mendizabal⁵², T.R.V. Billoud¹⁰⁷, H. Bilokon⁴⁹, M. Bindi⁵¹, A. Bingul^{12d}, C. Bini^{70a,70b}, S. Biondi^{23b,23a}, T. Bisanz⁵¹, C. Bittrich⁴⁶, D.M. Bjergaard⁴⁷, C.W. Black¹⁵⁴, J.E. Black¹⁵⁰, K.M. Black²⁵, D. Blackburn¹⁴⁵, R.E. Blair⁶, J.-B. Blanchard¹⁴², T. Blazek^{28a}, I. Bloch⁴⁴, C. Blocker²⁶, A. Blue⁵⁵, W. Blum^{97,*},

U. Blumenschein⁹⁰, Dr. Blunier^{144a}, G.J. Bobbink¹¹⁸, V.S. Bobrovnikov^{120b,120a}, S.S. Bocchetta⁹⁴,
 A. Bocci⁴⁷, C. Bock¹¹², M. Boehler⁵⁰, D. Boerner¹⁷⁹, D. Bogavac¹¹², A.G. Bogdanchikov^{120b,120a},
 C. Bohm^{43a}, V. Boisvert⁹¹, P. Bokan¹⁶⁹, T. Bold^{81a}, A.S. Boldyrev¹¹¹, M. Bomben¹³³, M. Bona⁹⁰,
 M. Boonekamp¹⁴², A. Borisov¹²¹, G. Borissov⁸⁷, J. Bortfeldt³⁵, D. Bortoletto¹³², V. Bortolotto^{61a,61b,61c},
 D. Boscherini^{23b}, M. Bosman¹⁴, J.D. Bossio Sola³⁰, J. Boudreau¹³⁶, J. Bouffard²,
 E.V. Bouhova-Thacker⁸⁷, D. Boumediene³⁷, C. Bourdarios¹²⁹, S.K. Boutle⁵⁵, A. Boveia¹²³, J. Boyd³⁵,
 I.R. Boyko⁷⁷, J. Bracinik²¹, A. Brandt⁸, G. Brandt⁵¹, O. Brandt^{59a}, U. Bratzler¹⁶¹, B. Brau¹⁰⁰,
 J.E. Brau¹²⁸, W.D. Breaden Madden⁵⁵, K. Brendlinger⁴⁴, A.J. Brennan¹⁰², L. Brenner¹¹⁸, R. Brenner¹⁶⁹,
 S. Bressler¹⁷⁷, D.L. Briglin²¹, T.M. Bristow⁴⁸, D. Britton⁵⁵, D. Britzger⁴⁴, I. Brock²⁴, R. Brock¹⁰⁴,
 G. Brooijmans³⁸, T. Brooks⁹¹, W.K. Brooks^{144b}, J. Brosamer¹⁸, E. Brost¹¹⁹, J.H. Broughton²¹,
 P.A. Bruckman de Renstrom⁸², D. Bruncko^{28b}, A. Bruni^{23b}, G. Bruni^{23b}, L.S. Bruni¹¹⁸, B.H. Brunt³¹,
 M. Bruschi^{23b}, N. Bruscinò²⁴, P. Bryant³⁶, L. Bryngemark⁹⁴, T. Buanes¹⁷, Q. Buat¹⁴⁹, P. Buchholz¹⁴⁸,
 A.G. Buckley⁵⁵, I.A. Budagov⁷⁷, M.K. Bugge¹³¹, F. Bühner⁵⁰, O. Bulekov¹¹⁰, D. Bullock⁸,
 H. Burckhart³⁵, S. Burdin⁸⁸, C.D. Burgard⁵⁰, A.M. Burger⁵, B. Burghgrave¹¹⁹, K. Burka⁸², S. Burke¹⁴¹,
 I. Burmeister⁴⁵, J.T.P. Burr¹³², E. Busato³⁷, D. Büscher⁵⁰, V. Büscher⁹⁷, P. Bussey⁵⁵, J.M. Butler²⁵,
 C.M. Buttar⁵⁵, J.M. Butterworth⁹², P. Butti³⁵, W. Buttinger²⁹, A. Buzatu^{15b}, A.R. Buzykaev^{120b,120a},
 S. Cabrera Urbán¹⁷¹, D. Caforio¹³⁹, V.M.M. Cairo^{40b,40a}, O. Cakir^{4a}, N. Calace⁵², P. Calafiura¹⁸,
 A. Calandri⁹⁹, G. Calderini¹³³, P. Calfayan⁶³, G. Callea^{40b,40a}, L.P. Caloba^{78b}, S. Calvente Lopez⁹⁶,
 D. Calvet³⁷, S. Calvet³⁷, T.P. Calvet⁹⁹, R. Camacho Toro³⁶, S. Camarda³⁵, P. Camarri^{71a,71b},
 D. Cameron¹³¹, R. Caminal Armadans¹⁷⁰, C. Camincher⁵⁶, S. Campana³⁵, M. Campanelli⁹²,
 A. Camplani^{66a,66b}, A. Campoverde¹⁴⁸, V. Canale^{67a,67b}, M. Cano Bret^{58c}, J. Cantero¹²⁶, T. Cao¹⁵⁸,
 M.D.M. Capeans Garrido³⁵, I. Caprini^{27b}, M. Caprini^{27b}, M. Capua^{40b,40a}, R.M. Carbone³⁸,
 R. Cardarelli^{71a}, F.C. Cardillo⁵⁰, I. Carli¹⁴⁰, T. Carli³⁵, G. Carlino^{67a}, B.T. Carlson¹³⁶,
 L. Carminati^{66a,66b}, R.M.D. Carney^{43a,43b}, S. Caron¹¹⁷, E. Carquin^{144b}, G.D. Carrillo-Montoya³⁵,
 J. Carvalho^{137a}, D. Casadei²¹, M.P. Casado^{14,h}, M. Casolino¹⁴, D.W. Casper¹⁶⁸, R. Castellijn¹¹⁸,
 A. Castelli¹¹⁸, V. Castillo Gimenez¹⁷¹, N.F. Castro^{137a}, A. Catinaccio³⁵, J.R. Catmore¹³¹, A. Cattai³⁵,
 J. Caudron²⁴, V. Cavaliere¹⁷⁰, E. Cavallaro¹⁴, D. Cavalli^{66a}, M. Cavalli-Sforza¹⁴, V. Cavasinni^{69a,69b},
 E. Celebi^{12c}, F. Ceradini^{72a,72b}, L. Cerda Alberich¹⁷¹, A.S. Cerqueira^{78a}, A. Cerri¹⁵³, L. Cerrito^{71a,71b},
 F. Cerutti¹⁸, A. Cervelli²⁰, S.A. Cetin^{12b}, A. Chafaq^{34a}, D. Chakraborty¹¹⁹, S.K. Chan⁵⁷, W.S. Chan¹¹⁸,
 Y.L. Chan^{61a}, P. Chang¹⁷⁰, J.D. Chapman³¹, D.G. Charlton²¹, A. Chatterjee⁵², C.C. Chau¹⁶⁴,
 C.A. Chavez Barajas¹⁵³, S. Che¹²³, S. Cheatham^{64a,64c}, A. Chegwidden¹⁰⁴, S. Chekanov⁶,
 S.V. Chekulaev^{165a}, G.A. Chelkov^{77,ay}, M.A. Chelstowska³⁵, C.H. Chen⁷⁶, H. Chen²⁹, S. Chen¹⁶⁰,
 S.J. Chen^{15c}, X. Chen^{15b,ax}, Y. Chen⁸⁰, H.C. Cheng¹⁰³, H.J. Cheng^{15d}, Y. Cheng³⁶, A. Cheplakov⁷⁷,
 E. Cheremushkina¹²¹, R. Cherkaoui El Moursli^{34e}, V. Chernyatin^{29,*}, E. Cheu⁷, L. Chevalier¹⁴²,
 V. Chiarella⁴⁹, G. Chiarelli^{69a}, G. Chiodini^{65a}, A.S. Chisholm³⁵, A. Chitan^{27b}, Y.H. Chiu¹⁷³,
 M.V. Chizhov⁷⁷, K. Choi⁶³, A.R. Chomont³⁷, S. Chouridou⁹, B.K.B. Chow¹¹², V. Christodoulou⁹²,
 D. Chromek-Burckhart³⁵, M.C. Chu^{61a}, J. Chudoba¹³⁸, A.J. Chuinard¹⁰¹, J.J. Chwastowski⁸²,
 L. Chytka¹²⁷, A.K. Ciftci^{4a}, D. Cinca⁴⁵, V. Cindro⁸⁹, I.A. Cioară²⁴, C. Ciocca^{23b,23a}, A. Ciocio¹⁸,
 F. Ciotto^{67a,67b}, Z.H. Citron¹⁷⁷, M. Citterio^{66a}, M. Ciubancan^{27b}, A. Clark⁵², B.L. Clark⁵⁷,
 M.R. Clark³⁸, P.J. Clark⁴⁸, R.N. Clarke¹⁸, C. Clement^{43a,43b}, Y. Coadou⁹⁹, M. Cobal^{164a,64c},
 A. Coccaro⁵², J. Cochran⁷⁶, L. Colasurdo¹¹⁷, B. Cole³⁸, A.P. Colijn¹¹⁸, J. Collot⁵⁶, T. Colombo¹⁶⁸,
 P. Conde Muiño^{137a,j}, E. Coniavitis⁵⁰, S.H. Connell^{32b}, I.A. Connelly⁹⁸, V. Consorti⁵⁰,
 S. Constantinescu^{27b}, G. Conti³⁵, F. Conventi^{67a,ba}, M. Cooke¹⁸, B.D. Cooper⁹², A.M. Cooper-Sarkar¹³²,
 F. Cormier¹⁷², K.J.R. Cormier¹⁶⁴, T. Cornelissen¹⁷⁹, M. Corradi^{70a,70b}, F. Corriveau^{101,ag},
 A. Cortes-Gonzalez³⁵, G. Cortiana¹¹³, G. Costa^{66a}, M.J. Costa¹⁷¹, D. Costanzo¹⁴⁶, G. Cottin³¹,
 G. Cowan⁹¹, B.E. Cox⁹⁸, K. Cranmer¹²², S.J. Crawley⁵⁵, R.A. Creager¹³⁴, G. Cree³³,
 S. Crépe-Renaudin⁵⁶, F. Crescioli¹³³, W.A. Cribbs^{43a,43b}, M. Crispin Ortuzar¹³², M. Cristinziani²⁴,

V. Croft¹¹⁷, G. Crosetti^{40b,40a}, A. Cueto⁹⁶, T. Cuhadar Donszelmann¹⁴⁶, J. Cummings¹⁸⁰, M. Curatolo⁴⁹, J. Cúth⁹⁷, H. Cziri¹⁴⁸, P. Czodrowski³⁵, M.J. Da Cunha Sargedas De Sousa^{137a,137b}, C. Da Via⁹⁸, W. Dabrowski^{81a}, T. Dado^{28a,z}, T. Dai¹⁰³, O. Dale¹⁷, F. Dallaire¹⁰⁷, C. Dallapiccola¹⁰⁰, M. Dam³⁹, G. D'amen^{23b,23a}, J.R. Dandoy¹³⁴, N.P. Dang⁵⁰, A.C. Daniells²¹, N.D. Dann⁹⁸, M. Danninger¹⁷², M. Dano Hoffmann¹⁴², V. Dao¹⁵², G. Darbo^{53b}, S. Darmora⁸, J. Dassoulas³, A. Dattagupta¹²⁸, T. Daubney⁴⁴, S. D'Auria⁵⁵, W. Davey²⁴, C. David⁴⁴, T. Davidek¹⁴⁰, M. Davies¹⁵⁸, P. Davison⁹², E. Dawe¹⁰², I. Dawson¹⁴⁶, K. De⁸, R. De Asmundis^{67a}, A. De Benedetti¹²⁵, S. De Castro^{23b,23a}, S. De Cecco¹³³, N. De Groot¹¹⁷, P. de Jong¹¹⁸, H. De la Torre¹⁰⁴, F. De Lorenzi⁷⁶, A. De Maria^{51,v}, D. De Pedis^{70a}, A. De Salvo^{70a}, U. De Sanctis¹⁵³, A. De Santo¹⁵³, K. De Vasconcelos Corga⁹⁹, J.B. De Vivie De Regie¹²⁹, W.J. Dearnaley⁸⁷, R. Debbe²⁹, C. Debenedetti¹⁴³, D.V. Dedovich⁷⁷, N. Dehghanian³, I. Deigaard¹¹⁸, M. Del Gaudio^{40b,40a}, J. Del Peso⁹⁶, T. Del Prete^{69a,69b}, D. Delgove¹²⁹, F. Deliot¹⁴², C.M. Delitzsch⁵², M. Della Pietra^{67a,67b}, D. Della Volpe⁵², A. Dell'Acqua³⁵, L. Dell'Asta²⁵, M. Dell'Orso^{69a,69b}, M. Delmastro⁵, P.A. Delsart⁵⁶, D.A. DeMarco¹⁶⁴, S. Demers¹⁸⁰, M. Demichev⁷⁷, A. Demilly¹³³, S.P. Denisov¹²¹, D. Denysiuk¹⁴², D. Derendarz⁸², J.E. Derkaoui^{34d}, F. Derue¹³³, P. Dervan⁸⁸, K. Desch²⁴, C. Deterre⁴⁴, K. Dette⁴⁵, P.O. Deviveiros³⁵, A. Dewhurst¹⁴¹, S. Dhaliwal²⁶, A. Di Ciaccio^{71a,71b}, L. Di Ciaccio⁵, W.K. Di Clemente¹³⁴, C. Di Donato^{67a,67b}, A. Di Girolamo³⁵, B. Di Girolamo³⁵, B. Di Micco^{72a,72b}, R. Di Nardo³⁵, K.F. Di Petrillo⁵⁷, A. Di Simone⁵⁰, R. Di Sipio¹⁶⁴, D. Di Valentino³³, C. Diaconu⁹⁹, M. Diamond¹⁶⁴, F.A. Dias⁴⁸, M.A. Diaz^{144a}, E.B. Diehl¹⁰³, J. Dietrich¹⁹, S. Díez Cornell⁴⁴, A. Dimitrievska¹⁶, J. Dingfelder²⁴, P. Dita^{27b}, S. Dita^{27b}, F. Dittus³⁵, F. Djama⁹⁹, T. Djobava^{156b}, J.I. Djuvsland^{59a}, M.A.B. Do Vale^{78c}, D. Dobos³⁵, M. Dobre^{27b}, C. Doglioni⁹⁴, J. Dolejsi¹⁴⁰, Z. Dolezal¹⁴⁰, M. Donadelli^{78d}, S. Donati^{69a,69b}, P. Dondero^{68a,68b}, J. Donini³⁷, M. D'Onofrio⁸⁸, J. Dopke¹⁴¹, A. Doria^{67a}, M.T. Dova⁸⁶, A.T. Doyle⁵⁵, E. Drechsler⁵¹, M. Dris¹⁰, Y. Du^{58b}, J. Duarte-Camperderros¹⁵⁸, E. Duchovni¹⁷⁷, G. Duckeck¹¹², O.A. Ducu^{107,y}, D. Duda¹¹⁸, A. Dudarev³⁵, A.C. Dudder⁹⁷, E.M. Duffield¹⁸, L. Dufлот¹²⁹, M. Dührssen³⁵, M. Dumancic¹⁷⁷, A.E. Dumitriu^{27b,f}, A.K. Duncan⁵⁵, M. Dunford^{59a}, H. Duran Yildiz^{4a}, M. Düren⁵⁴, A. Durglishvili^{156b}, D. Duschinger⁴⁶, B. Dutta⁴⁴, M. Dyndal⁴⁴, C. Eckardt⁴⁴, K.M. Ecker¹¹³, R.C. Edgar¹⁰³, T. Eifert³⁵, G. Eigen¹⁷, K. Einsweiler¹⁸, T. Ekelof¹⁶⁹, M. El Kacimi^{34c}, V. Ellajosyula⁹⁹, M. Ellert¹⁶⁹, S. Elles⁵, F. Ellinghaus¹⁷⁹, A.A. Elliot¹⁷³, N. Ellis³⁵, J. Elmsheuser²⁹, M. Elsing³⁵, D. Emelianov¹⁴¹, Y. Enari¹⁶⁰, O.C. Endner⁹⁷, J.S. Ennis¹⁷⁵, J. Erdmann⁴⁵, A. Ereditato²⁰, G. Ernis¹⁷⁹, M. Ernst²⁹, S. Errede¹⁷⁰, E. Ertel⁹⁷, M. Escalier¹²⁹, H. Esch⁴⁵, C. Escobar¹³⁶, B. Esposito⁴⁹, A.I. Etienne¹⁴², E. Etzion¹⁵⁸, H. Evans⁶³, A. Ezhilov¹³⁵, F. Fabbri^{23b,23a}, L. Fabbri^{23b,23a}, G. Facini³⁶, R.M. Fakhruddinov¹²¹, S. Falciano^{70a}, R.J. Falla⁹², J. Faltova³⁵, Y. Fang^{15a}, M. Fanti^{66a,66b}, A. Farbin⁸, A. Farilla^{72a}, C. Farina¹³⁶, E.M. Farina^{68a,68b}, T. Farooque¹⁰⁴, S. Farrell¹⁸, S.M. Farrington¹⁷⁵, P. Farthouat³⁵, F. Fassi^{34e}, P. Fassnacht³⁵, D. Fassouliotis⁹, M. Faucci Giannelli⁹¹, A. Favareto^{53b,53a}, W.J. Fawcett¹³², L. Fayard¹²⁹, O.L. Fedin^{135,r}, W. Fedorko¹⁷², S. Feigl¹³¹, L. Felgioni⁹⁹, C. Feng^{58b}, E.J. Feng³⁵, H. Feng¹⁰³, A.B. Fenyuk¹²¹, L. Feremenga⁸, P. Fernandez Martinez¹⁷¹, S. Fernandez Perez¹⁴, J. Ferrando⁴⁴, A. Ferrari¹⁶⁹, P. Ferrari¹¹⁸, R. Ferrari^{68a}, D.E. Ferreira de Lima^{59b}, A. Ferrer¹⁷¹, D. Ferrere⁵², C. Ferretti¹⁰³, F. Fiedler⁹⁷, M. Filipuzzi⁴⁴, A. Filipčič⁸⁹, F. Filthaut¹¹⁷, M. Fincke-Keeler¹⁷³, K.D. Finelli¹⁵⁴, M.C.N. Fiolhais^{137a,137c,c}, L. Fiorini¹⁷¹, A. Fischer², C. Fischer¹⁴, J. Fischer¹⁷⁹, W.C. Fisher¹⁰⁴, N. Flaschel⁴⁴, I. Fleck¹⁴⁸, P. Fleischmann¹⁰³, R.R.M. Fletcher¹³⁴, T. Flick¹⁷⁹, B.M. Flierl¹¹², L.R. Flores Castillo^{61a}, M.J. Flowerdew¹¹³, G.T. Forcolin⁹⁸, A. Formica¹⁴², A.C. Forti⁹⁸, A.G. Foster²¹, D. Fournier¹²⁹, H. Fox⁸⁷, S. Fracchia¹⁴, P. Francavilla¹³³, M. Franchini^{23b,23a}, D. Francis³⁵, L. Franconi¹³¹, M. Franklin⁵⁷, M. Frate¹⁶⁸, M. Fraternali^{68a,68b}, D. Freeborn⁹², S.M. Fressard-Batraneanu³⁵, B. Freund¹⁰⁷, D. Froidevaux³⁵, J.A. Frost¹³², C. Fukunaga¹⁶¹, T. Fusayasu¹¹⁴, J. Fuster¹⁷¹, C. Gabaldon⁵⁶, O. Gabizon¹⁵⁷, A. Gabrielli^{23b,23a}, A. Gabrielli¹⁸, G.P. Gach^{81a}, S. Gadatsch³⁵, S. Gadoski⁵², G. Gagliardi^{53b,53a}, L.G. Gagnon¹⁰⁷, P. Gagnon⁶³, C. Galea¹¹⁷, B. Galhardo^{137a,137c}, E.J. Gallas¹³², B.J. Gallop¹⁴¹, P. Gallus¹³⁹, G. Galster³⁹,

K.K. Gan¹²³, S. Ganguly³⁷, J. Gao^{58a}, Y. Gao⁸⁸, Y.S. Gao^{150,n}, C. García¹⁷¹, J.E. García Navarro¹⁷¹,
 M. Garcia-Sciveres¹⁸, R.W. Gardner³⁶, N. Garelli¹⁵⁰, V. Garonne¹³¹, A. Gascon Bravo⁴⁴,
 K. Gasnikova⁴⁴, C. Gatti⁴⁹, A. Gaudiello^{53b,53a}, G. Gaudio^{68a}, I.L. Gavrilenko¹⁰⁸, C. Gay¹⁷²,
 G. Gaycken²⁴, E.N. Gazis¹⁰, C.N.P. Gee¹⁴¹, M. Geisen⁹⁷, M.P. Geisler^{59a}, K. Gellerstedt^{43a,43b},
 C. Gemme^{53b}, M.H. Genest⁵⁶, C. Geng^{58a,u}, S. Gentile^{70a,70b}, C. Gentsos¹⁵⁹, S. George⁹¹,
 D. Gerbaudo¹⁴, A. Gershon¹⁵⁸, S. Ghasemi¹⁴⁸, M. Ghneimat²⁴, B. Giacobbe^{23b}, S. Giagu^{70a,70b},
 P. Giannetti^{69a}, S.M. Gibson⁹¹, M. Gignac¹⁷², M. Gilchriese¹⁸, D. Gillberg³³, G. Gilles¹⁷⁹,
 D.M. Gingrich^{3,az}, N. Giokaris^{9,*}, M.P. Giordani^{64a,64c}, F.M. Giorgi^{23b}, P.F. Giraud¹⁴², P. Giromini⁵⁷,
 D. Giugni^{66a}, F. Giuli¹³², C. Giuliani¹¹³, M. Giulini^{59b}, B.K. Gjelsten¹³¹, S. Gkaitatzis¹⁵⁹, I. Gkialas^{9,1},
 E.L. Gkougkousis¹⁴³, L.K. Gladilin¹¹¹, C. Glasman⁹⁶, J. Glatzer¹⁴, P.C.F. Glaysheer⁴⁴, A. Glazov⁴⁴,
 M. Goblirsch-Kolb²⁶, J. Godlewski⁸², S. Goldfarb¹⁰², T. Golling⁵², D. Golubkov¹²¹, A. Gomes^{137a,137b},
 R. Goncalves Gama^{78b}, J. Goncalves Pinto Firmino Da Costa¹⁴², R. Gonçalves^{137a}, G. Gonella⁵⁰,
 L. Gonella²¹, A. Gongadze⁷⁷, S. González de la Hoz¹⁷¹, S. Gonzalez-Sevilla⁵², L. Goossens³⁵,
 P.A. Gorbounov¹⁰⁹, H.A. Gordon²⁹, I. Gorelov¹¹⁶, B. Gorini³⁵, E. Gorini^{65a,65b}, A. Gorišek⁸⁹,
 A.T. Goshaw⁴⁷, C. Gössling⁴⁵, M.I. Gostkin⁷⁷, C.R. Goudet¹²⁹, D. Goujdami^{34c}, A.G. Goussiou¹⁴⁵,
 N. Govender^{32b,d}, E. Gozani¹⁵⁷, L. Graber⁵¹, I. Grabowska-Bold^{81a}, P.O.J. Gradin⁵⁶, J. Gramling⁵²,
 E. Gramstad¹³¹, S. Grancagnolo¹⁹, V. Gratchev¹³⁵, P.M. Gravila^{27f}, H.M. Gray³⁵, Z.D. Greenwood^{93,an},
 C. Grefe²⁴, K. Gregersen⁹², I.M. Gregor⁴⁴, P. Grenier¹⁵⁰, K. Grevtsov⁵, J. Griffiths⁸, A.A. Grillo¹⁴³,
 K. Grimm⁸⁷, S. Grinstein^{14,aa}, Ph. Gris³⁷, J.-F. Grivaz¹²⁹, S. Groh⁹⁷, E. Gross¹⁷⁷, J. Grosse-Knetter⁵¹,
 G.C. Grossi⁹³, Z.J. Grout⁹², L. Guan¹⁰³, W. Guan¹⁷⁸, J. Guenther⁷⁴, F. Guescini^{165a}, D. Guest¹⁶⁸,
 O. Gueta¹⁵⁸, B. Gui¹²³, E. Guido^{53b,53a}, T. Guillemin⁵, S. Guindon², U. Gul⁵⁵, C. Gumpert³⁵, J. Guo^{58c},
 W. Guo¹⁰³, Y. Guo^{58a,u}, R. Gupta⁴¹, S. Gupta¹³², G. Gustavino^{70a,70b}, P. Gutierrez¹²⁵,
 N.G. Gutierrez Ortiz⁹², C. Gutsche⁹², C. Guyot¹⁴², M.P. Guzik^{81a}, C. Gwenlan¹³², C.B. Gwilliam⁸⁸,
 A. Haas¹²², C. Haber¹⁸, H.K. Hadavand⁸, A. Hader⁹⁹, S. Hageböck²⁴, M. Hagihara¹⁶⁶,
 H. Hakobyan^{181,*}, M. Haleem⁴⁴, J. Haley¹²⁶, G. Halladjian¹⁰⁴, G.D. Hallewell⁹⁹, K. Hamacher¹⁷⁹,
 P. Hamal¹²⁷, K. Hamano¹⁷³, A. Hamilton^{32a}, G.N. Hamity¹⁴⁶, P.G. Hamnett⁴⁴, L. Han^{58a}, S. Han^{15d},
 K. Hanagaki^{79,x}, K. Hanawa¹⁶⁰, M. Hance¹⁴³, B. Haney¹³⁴, P. Hanke^{59a}, R. Hanna¹⁴², J.B. Hansen³⁹,
 J.D. Hansen³⁹, M.C. Hansen²⁴, P.H. Hansen³⁹, K. Hara¹⁶⁶, A.S. Hard¹⁷⁸, T. Harenberg¹⁷⁹, F. Hariri¹²⁹,
 S. Harkusha¹⁰⁵, R.D. Harrington⁴⁸, P.F. Harrison¹⁷⁵, N.M. Hartmann¹¹², M. Hasegawa⁸⁰,
 Y. Hasegawa¹⁴⁷, A. Hasib⁴⁸, S. Hassani¹⁴², S. Haug²⁰, R. Hauser¹⁰⁴, L. Hauswald⁴⁶, L.B. Havener³⁸,
 M. Havranek¹³⁹, C.M. Hawkes²¹, R.J. Hawkins³⁵, D. Hayakawa¹⁶², D. Hayden¹⁰⁴, C.P. Hays¹³²,
 J.M. Hays⁹⁰, H.S. Hayward⁸⁸, S.J. Haywood¹⁴¹, S.J. Head²¹, T. Heck⁹⁷, V. Hedberg⁹⁴, L. Heelan⁸,
 K.K. Heidegger⁵⁰, S. Heim⁴⁴, T. Heim¹⁸, B. Heinemann^{44,au}, J.J. Heinrich¹¹², L. Heinrich¹²²,
 C. Heinz⁵⁴, J. Hejbal¹³⁸, L. Helary³⁵, A. Held¹⁷², S. Hellman^{43a,43b}, C. Helsens³⁵, J. Henderson¹³²,
 R.C.W. Henderson⁸⁷, Y. Heng¹⁷⁸, S. Henkelmann¹⁷², A.M. Henriques Correia³⁵, S. Henrot-Versille¹²⁹,
 G.H. Herbert¹⁹, H. Herde²⁶, V. Herget¹⁷⁴, Y. Hernández Jiménez^{32c}, G. Herten⁵⁰, R. Hertenberger¹¹²,
 L. Hervas³⁵, T.C. Herwig¹³⁴, G.G. Hesketh⁹², N.P. Hessey^{165a}, J.W. Hetherly⁴¹, S. Higashino⁷⁹,
 E. Higón-Rodríguez¹⁷¹, E. Hill¹⁷³, J.C. Hill³¹, K.H. Hiller⁴⁴, S.J. Hillier²¹, I. Hinchliffe¹⁸, M. Hirose⁵⁰,
 D. Hirschbuehl¹⁷⁹, B. Hiti⁸⁹, O. Hladik¹³⁸, X. Hoad⁴⁸, J. Hobbs¹⁵², N. Hod^{165a}, M.C. Hodgkinson¹⁴⁶,
 P. Hodgson¹⁴⁶, A. Hoecker³⁵, M.R. Hoferkamp¹¹⁶, F. Hoenic¹¹², D. Hohn²⁴, T.R. Holmes¹⁸,
 M. Homann⁴⁵, S. Honda¹⁶⁶, T. Honda⁷⁹, T.M. Hong¹³⁶, B.H. Hooberman¹⁷⁰, W.H. Hopkins¹²⁸,
 Y. Hori¹¹⁵, A.J. Horton¹⁴⁹, J.-Y. Hostachy⁵⁶, S. Hou¹⁵⁵, A. Hoummada^{34a}, J. Howarth⁴⁴, J. Hoya⁸⁶,
 M. Hrabovsky¹²⁷, I. Hristova¹⁹, J. Hrivnac¹²⁹, A. Hrynevich¹⁰⁶, T. Hryn'ova⁵, P.J. Hsu⁶², S.-C. Hsu¹⁴⁵,
 Q. Hu^{58a}, S. Hu^{58c}, Y. Huang^{15a}, Z. Hubacek¹³⁹, F. Hubaut⁹⁹, F. Huegging²⁴, T.B. Huffman¹³²,
 E.W. Hughes³⁸, G. Hughes⁸⁷, M. Huhtinen³⁵, P. Huo¹⁵², N. Huseynov^{77,ai}, J. Huston¹⁰⁴, J. Huth⁵⁷,
 G. Iacobucci⁵², G. Iakovidis²⁹, I. Ibragimov¹⁴⁸, L. Iconomidou-Fayard¹²⁹, P. Iengo³⁵, O. Igonkina^{118,ad},
 T. Iizawa¹⁷⁶, Y. Ikegami⁷⁹, M. Ikeno⁷⁹, Y. Ilchenko¹¹, D. Iliadis¹⁵⁹, N. Ilic¹⁵⁰, G. Introzzi^{68a,68b},

P. Ioannou^{9,*}, M. Iodice^{72a}, K. Iordanidou³⁸, V. Ippolito⁵⁷, N. Ishijima¹³⁰, M. Ishino¹⁶⁰, M. Ishitsuka¹⁶²,
 C. Issever¹³², S. Istin^{12c}, F. Ito¹⁶⁶, J.M. Iturbe Ponce⁹⁸, R. Iuppa^{73a,73b}, H. Iwasaki⁷⁹, J.M. Izen⁴²,
 V. Izzo^{67a}, S. Jabbar³, P. Jackson¹, V. Jain², K.B. Jakobi⁹⁷, K. Jakobs⁵⁰, S. Jakobsen³⁵, T. Jakoubek¹³⁸,
 D.O. Jamin¹²⁶, D.K. Jana⁹³, R. Jansky⁷⁴, J. Janssen²⁴, M. Janus⁵¹, P.A. Janus^{81a}, G. Jarlskog⁹⁴,
 N. Javadov^{77,ai}, T. Javůrek⁵⁰, M. Javurkova⁵⁰, F. Jeanneau¹⁴², L. Jeanty¹⁸, J. Jejelava^{156a,aj},
 A. Jelinskas¹⁷⁵, P. Jenni^{50,e}, C. Jeske¹⁷⁵, S. Jézéquel⁵, H. Ji¹⁷⁸, J. Jia¹⁵², H. Jiang⁷⁶, Y. Jiang^{58a},
 Z. Jiang^{150,s}, S. Jiggins⁹², J. Jimenez Pena¹⁷¹, S. Jin^{15a}, A. Jinaru^{27b}, O. Jinnouchi¹⁶², H. Jivan^{32c},
 P. Johansson¹⁴⁶, K.A. Johns⁷, C.A. Johnson⁶³, W.J. Johnson¹⁴⁵, K. Jon-And^{43a,43b}, R.W.L. Jones⁸⁷,
 S. Jones⁷, T.J. Jones⁸⁸, J. Jongmanns^{59a}, P.M. Jorge^{137a,137b}, J. Jovicevic^{165a}, X. Ju¹⁷⁸,
 A. Juste Rozas^{14,aa}, A. Kaczmarek⁸², M. Kado¹²⁹, H. Kagan¹²³, M. Kagan¹⁵⁰, S.J. Kahn⁹⁹, T. Kaji¹⁷⁶,
 E. Kajomovitz⁴⁷, C.W. Kalderon⁹⁴, A. Kaluza⁹⁷, S. Kama⁴¹, A. Kamenshchikov¹²¹, N. Kanaya¹⁶⁰,
 S. Kaneti³¹, L. Kanjir⁸⁹, V.A. Kantserov¹¹⁰, J. Kanzaki⁷⁹, B. Kaplan¹²², L.S. Kaplan¹⁷⁸, D. Kar^{32c},
 K. Karakostas¹⁰, N. Karastathis^{10,118}, M.J. Kareem⁵¹, E. Karentzos¹⁰, M. Karnevskiy⁹⁷, S.N. Karpov⁷⁷,
 Z.M. Karpova⁷⁷, K. Karthik¹²², V. Kartvelishvili⁸⁷, A.N. Karyukhin¹²¹, K. Kasahara¹⁶⁶, L. Kashif¹⁷⁸,
 R.D. Kass¹²³, A. Kastanas¹⁵¹, Y. Kataoka¹⁶⁰, C. Kato¹⁶⁰, A. Katre⁵², J. Katzy⁴⁴, K. Kawade¹¹⁵,
 K. Kawagoe⁸⁵, T. Kawamoto¹⁶⁰, G. Kawamura⁵¹, E.F. Kay⁸⁸, V.F. Kazanin^{120b,120a}, R. Keeler¹⁷³,
 R. Kehoe⁴¹, J.S. Keller⁴⁴, J.J. Kempster⁹¹, H. Keoshkerian¹⁶⁴, O. Kepka¹³⁸, S. Kersten¹⁷⁹,
 B.P. Kerševan⁸⁹, R.A. Keyes¹⁰¹, M. Khader¹⁷⁰, F. Khalil-Zada¹³, A. Khanov¹²⁶,
 A.G. Kharlamov^{120b,120a}, T. Kharlamova^{120b,120a}, A. Khodinov¹⁶³, T.J. Khoo⁵², V. Khovanskiy^{109,*},
 E. Khramov⁷⁷, J. Khubua^{156b}, S. Kido⁸⁰, C.R. Kilby⁹¹, H.Y. Kim⁸, S.H. Kim¹⁶⁶, Y.K. Kim³⁶,
 N. Kimura¹⁵⁹, O.M. Kind¹⁹, B.T. King⁸⁸, D. Kirchmeier⁴⁶, J. Kirk¹⁴¹, A.E. Kiryunin¹¹³,
 T. Kishimoto¹⁶⁰, D. Kisielewska^{81a}, K. Kiuchi¹⁶⁶, O. Kivernyk¹⁴², E. Kladiva^{28b,*},
 T. Klapdor-Kleingrothaus⁵⁰, M.H. Klein³⁸, M. Klein⁸⁸, U. Klein⁸⁸, K. Kleinknecht⁹⁷, P. Klimek¹¹⁹,
 A. Klimentov²⁹, R. Klingenberg^{45,*}, T. Klioutchnikova³⁵, P. Kluit¹¹⁸, S. Kluth¹¹³, J. Knapik⁸²,
 E. Kneringer⁷⁴, E.B.F.G. Knoop⁹⁹, A. Knue¹¹³, A. Kobayashi¹⁶⁰, D. Kobayashi¹⁶², T. Kobayashi¹⁶⁰,
 M. Kobel⁴⁶, M. Kocian¹⁵⁰, P. Kodys¹⁴⁰, T. Koffas³³, E. Koffeman¹¹⁸, M.K. Köhler¹⁷⁷, N.M. Köhler¹¹³,
 T. Koi¹⁵⁰, M. Kolb^{59b}, I. Koletsou⁵, A.A. Komar^{108,*}, Y. Komori¹⁶⁰, T. Kondo⁷⁹, N. Kondrashova^{58c},
 K. Köneke⁵⁰, A.C. König¹¹⁷, T. Kono^{79,at}, R. Konoplich^{122,ap}, N. Konstantinidis⁹², R. Kopeliansky⁶³,
 S. Koperly^{81a}, A.K. Kopp⁵⁰, K. Korcyl⁸², K. Kordas¹⁵⁹, A. Korn⁹², A.A. Korol^{120b,120a,as}, I. Korolkov¹⁴,
 E.V. Korolkova¹⁴⁶, O. Kortner¹¹³, S. Kortner¹¹³, T. Kosek¹⁴⁰, V.V. Kostyukhin²⁴, A. Kotwal⁴⁷,
 A. Koulouris¹⁰, A. Kourkouveli-Charalampidi^{68a,68b}, C. Kourkouvelis⁹, V. Kouskoura²⁹,
 A.B. Kowalewska⁸², R. Kowalewski¹⁷³, T.Z. Kowalski^{81a}, C. Kozakai¹⁶⁰, W. Kozanecki¹⁴²,
 A.S. Kozhin¹²¹, V.A. Kramarenko¹¹¹, G. Kramberger⁸⁹, D. Krasnopevtsev¹¹⁰, M.W. Krasny¹³³,
 A. Krasznahorkay³⁵, D. Krauss¹¹³, A. Kravchenko²⁹, J.A. Kremer^{81a}, M. Kretz^{59c}, J. Kretzschmar⁸⁸,
 K. Kreutzfeldt⁵⁴, P. Krieger¹⁶⁴, K. Krizka³⁶, K. Kroeninger⁴⁵, H. Kroha¹¹³, J. Kroll¹³⁴, J. Kroseberg²⁴,
 J. Krstic¹⁶, U. Kruchonak⁷⁷, H. Krüger²⁴, N. Krumnack⁷⁶, M.C. Kruse⁴⁷, M. Kruskal²⁵, T. Kubota¹⁰²,
 H. Kucuk⁹², S. Kudah^{4b}, J.T. Kuechler¹⁷⁹, S. Kuehn⁵⁰, A. Kugel^{59c}, F. Kuger¹⁷⁴, T. Kuhl⁴⁴,
 V. Kukhtin⁷⁷, R. Kukla⁹⁹, Y. Kulchitsky¹⁰⁵, S. Kuleshov^{144b}, Y.P. Kulinich¹⁷⁰, M. Kuna^{70a,70b},
 T. Kunigo⁸³, A. Kupco¹³⁸, O. Kuprash¹⁵⁸, H. Kurashige⁸⁰, L.L. Kurchaninov^{165a}, Y.A. Kurochkin¹⁰⁵,
 M.G. Kurth^{15d}, V. Kus¹³⁸, E.S. Kuwertz¹⁷³, M. Kuze¹⁶², J. Kvita¹²⁷, T. Kwan¹⁷³, D. Kyriazopoulos¹⁴⁶,
 A. La Rosa¹¹³, J.L. La Rosa Navarro^{78d}, L. La Rotonda^{40b,40a}, C. Lacasta¹⁷¹, F. Lacava^{70a,70b}, J. Lacey⁴⁴,
 H. Lacker¹⁹, D. Lacour¹³³, E. Ladygin⁷⁷, R. Lafaye⁵, B. Laforge¹³³, S. Lai⁵¹, S. Lammers⁶³, W. Lampl⁷,
 E. Lançon²⁹, U. Landgraf⁵⁰, M.P.J. Landon⁹⁰, M.C. Lanfermann⁵², V.S. Lang^{59a}, J.C. Lange¹⁴,
 A.J. Lankford¹⁶⁸, F. Lanni²⁹, K. Lantzsch²⁴, A. Lanza^{68a}, A. Lapertosa^{53b,53a}, S. Laplace¹³³,
 J.F. Laporte¹⁴², T. Lari^{66a}, F. Lasagni Manghi^{23b,23a}, M. Lassnig³⁵, P. Laurelli⁴⁹, W. Lavrijsen¹⁸,
 A.T. Law¹⁴³, P. Laycock⁸⁸, T. Lazovich⁵⁷, M. Lazzaroni^{66a,66b}, B. Le¹⁰², O. Le Dortz¹³³,
 E. Le Guirriec⁹⁹, E.P. Le Quilleuc¹⁴², M. LeBlanc¹⁷³, T. LeCompte⁶, F. Ledroit-Guillon⁵⁶, C.A. Lee²⁹,

L. Lee¹, S.C. Lee¹⁵⁵, B. Lefebvre¹⁰¹, G. Lefebvre¹³³, M. Lefebvre¹⁷³, F. Legger¹¹², C. Leggett¹⁸,
 A. Lehan⁸⁸, G. Lehmann Miotto³⁵, X. Lei⁷, W.A. Leight⁴⁴, A.G. Leister¹⁸⁰, M.A.L. Leite^{78d},
 R. Leitner¹⁴⁰, D. Lellouch¹⁷⁷, B. Lemmer⁵¹, K.J.C. Leney⁹², T. Lenz²⁴, B. Lenzi³⁵, R. Leone⁷,
 S. Leone^{69a}, C. Leonidopoulos⁴⁸, G. Lerner¹⁵³, C. Leroy¹⁰⁷, A.A.J. Lesage¹⁴², C.G. Lester³¹,
 M. Levchenko¹³⁵, J. Levêque⁵, D. Levin¹⁰³, L.J. Levinson¹⁷⁷, M. Levy²¹, D. Lewis⁹⁰, B. Li^{58a,u},
 C-Q. Li^{58a,ao}, H. Li¹⁵², L. Li⁴⁷, L. Li^{58c}, Q. Li^{15d}, S. Li⁴⁷, X. Li^{58c}, Y. Li¹⁴⁸, Z. Liang^{15a}, B. Liberti^{71a},
 A. Liblong¹⁶⁴, K. Lie¹⁷⁰, J. Liebal²⁴, W. Liebig¹⁷, A. Limosani¹⁵⁴, S.C. Lin^{155,b}, T.H. Lin⁹⁷,
 B.E. Lindquist¹⁵², A.L. Lioni⁵², E. Lipeles¹³⁴, A. Lipniacka¹⁷, M. Lisovyi^{59b}, T.M. Liss^{170,aw},
 A. Lister¹⁷², A.M. Litke¹⁴³, B. Liu^{155,af}, H.B. Liu²⁹, H. Liu¹⁰³, J.B. Liu^{58a}, J. Liu^{58b}, K. Liu⁹⁹, L. Liu¹⁷⁰,
 M. Liu^{58a}, Y.L. Liu^{58a}, Y.W. Liu^{58a}, M. Livan^{68a,68b}, A. Lleres⁵⁶, J. Llorente Merino^{15a}, S.L. Lloyd⁹⁰,
 C.Y. Lo^{61b}, F. Lo Sterzo¹⁵⁵, E.M. Lobodzinska⁴⁴, P. Loch⁷, F.K. Loebinger⁹⁸, K.M. Loew²⁶,
 A. Loginov^{180,*}, T. Lohse¹⁹, K. Lohwasser⁴⁴, M. Lokajicek¹³⁸, B.A. Long²⁵, J.D. Long¹⁷⁰, R.E. Long⁸⁷,
 L. Longo^{65a,65b}, K.A. Looper¹²³, J.A. Lopez^{144b}, D. Lopez Mateos⁵⁷, I. Lopez Paz¹⁴, A. Lopez Solis¹³³,
 J. Lorenz¹¹², N. Lorenzo Martinez⁶³, M. Losada²², P.J. Lösel¹¹², X. Lou^{15a}, A. Lounis¹²⁹, J. Love⁶,
 P.A. Love⁸⁷, H. Lu^{61a}, N. Lu¹⁰³, Y.J. Lu⁶², H.J. Lubatti¹⁴⁵, C. Luci^{70a,70b}, A. Lucotte⁵⁶, C. Luedtke⁵⁰,
 F. Luehring⁶³, W. Lukas⁷⁴, L. Luminari^{70a}, O. Lundberg^{43a,43b}, B. Lund-Jensen¹⁵¹, P.M. Luzi¹³³,
 D. Lynn²⁹, R. Lysak¹³⁸, E. Lytken⁹⁴, V. Lyubushkin⁷⁷, H. Ma²⁹, L.L. Ma^{58b}, Y. Ma^{58b}, G. Maccarrone⁴⁹,
 A. Macchiolo¹¹³, C.M. Macdonald¹⁴⁶, J. Machado Miguens^{134,137b}, D. Madaffari⁹⁹, R. Madar³⁷,
 H.J. Maddocks¹⁶⁹, W.F. Mader⁴⁶, A. Madsen⁴⁴, J. Maeda⁸⁰, S. Maeland¹⁷, T. Maeno²⁹,
 A.S. Maevskiy¹¹¹, E. Magradze⁵¹, J. Mahlstedt¹¹⁸, C. Maiani¹²⁹, C. Maidantchik^{78b}, A.A. Maier¹¹³,
 T. Maier¹¹², A. Maio^{137a,137b,137d}, S. Majewski¹²⁸, Y. Makida⁷⁹, N. Makovec¹²⁹, B. Malaescu¹³³,
 Pa. Malecki⁸², V.P. Maleev¹³⁵, F. Malek⁵⁶, U. Mallik⁷⁵, D. Malon⁶, C. Malone³¹, S. Maltezos¹⁰,
 S. Malyukov³⁵, J. Mamuzic¹⁷¹, G. Mancini⁴⁹, L. Mandelli^{66a}, I. Mandić⁸⁹, J. Maneira^{137a,137b},
 L. Manhaes de Andrade Filho^{78a}, J. Manjarres Ramos^{165b}, A. Mann¹¹², A. Manousos³⁵,
 B. Mansoulie¹⁴², J.D. Mansour^{15a}, R. Mantifel¹⁰¹, M. Mantoani⁵¹, S. Manzoni^{66a,66b}, L. Mapelli³⁵,
 G. Marceca³⁰, L. March⁵², G. Marchiori¹³³, M. Marcisovsky¹³⁸, M. Marjanovic³⁷, D.E. Marley¹⁰³,
 F. Marroquim^{78b}, S.P. Marsden⁹⁸, Z. Marshall¹⁸, M.U.F. Martensson¹⁶⁹, S. Marti-Garcia¹⁷¹,
 C.B. Martin¹²³, T.A. Martin¹⁷⁵, V.J. Martin⁴⁸, B. Martin dit Latour¹⁷, M. Martinez^{14,aa},
 V.I. Martinez Outschoorn¹⁷⁰, S. Martin-Haugh¹⁴¹, V.S. Martoiu^{27b}, A.C. Martyniuk⁹², A. Marzin¹²⁵,
 L. Masetti⁹⁷, T. Mashimo¹⁶⁰, R. Mashinistov¹⁰⁸, J. Masik⁹⁸, A.L. Maslennikov^{120b,120a}, L. Massa^{71a,71b},
 P. Mastrandrea⁵, A. Mastroberardino^{40b,40a}, T. Masubuchi¹⁶⁰, P. Mättig¹⁷⁹, J. Maurer^{27b}, B. Maček⁸⁹,
 S.J. Maxfield⁸⁸, D.A. Maximov^{120b,120a}, R. Mazini¹⁵⁵, I. Maznas¹⁵⁹, S.M. Mazza^{66a,66b},
 N.C. Mc Fadden¹¹⁶, G. Mc Goldrick¹⁶⁴, S.P. Mc Kee¹⁰³, A. McCarn¹⁰³, R.L. McCarthy¹⁵²,
 T.G. McCarthy¹¹³, L.I. McClymont⁹², E.F. McDonald¹⁰², J.A. Mcfayden⁹², G. Mchedlidze⁵¹,
 S.J. McMahon¹⁴¹, P.C. McNamara¹⁰², R.A. McPherson^{173,ag}, S. Meehan¹⁴⁵, T.M. Megy⁵⁰,
 S. Mehlhase¹¹², A. Mehta⁸⁸, T. Meideck⁵⁶, C. Meineck¹¹², B. Meirose⁴², D. Melini^{171,i},
 B.R. Mellado Garcia^{32c}, M. Melo^{28a}, F. Meloni²⁰, S.B. Menary⁹⁸, L. Meng⁸⁸, X.T. Meng¹⁰³,
 A. Mengarelli^{23b,23a}, S. Menke¹¹³, E. Meoni¹⁶⁷, S. Mergelmeyer¹⁹, P. Mermod⁵², L. Merola^{67a,67b},
 C. Meroni^{66a}, F.S. Merritt³⁶, A. Messina^{70a,70b}, J. Metcalfe⁶, A.S. Mete¹⁶⁸, C. Meyer¹³⁴, J. Meyer¹¹⁸,
 J-P. Meyer¹⁴², H. Meyer Zu Theenhausen^{59a}, F. Miano¹⁵³, R.P. Middleton¹⁴¹, S. Miglioranza^{53b,53a},
 L. Mijović⁴⁸, G. Mikenberg¹⁷⁷, M. Mikesikova¹³⁸, M. Mikuž⁸⁹, M. Milesi¹⁰², A. Milic²⁹,
 D.W. Miller³⁶, C. Mills⁴⁸, A. Milov¹⁷⁷, D.A. Milstead^{43a,43b}, A.A. Minaenko¹²¹, Y. Minami¹⁶⁰,
 I.A. Minashvili^{156b}, A.I. Mincer¹²², B. Mindur^{81a}, M. Mineev⁷⁷, Y. Minegishi¹⁶⁰, Y. Ming¹⁷⁸,
 L.M. Mir¹⁴, K.P. Mistry¹³⁴, T. Mitani¹⁷⁶, J. Mitrevski¹¹², V.A. Mitsou¹⁷¹, A. Miucci²⁰,
 P.S. Miyagawa¹⁴⁶, A. Mizukami⁷⁹, J.U. Mjörnmark⁹⁴, M. Mlynarikova¹⁴⁰, T. Moa^{43a,43b},
 K. Mochizuki¹⁰⁷, P. Mogg⁵⁰, S. Mohapatra³⁸, S. Molander^{43a,43b}, R. Moles-Valls²⁴, R. Monden⁸³,
 M.C. Mondragon¹⁰⁴, K. Mönig⁴⁴, J. Monk³⁹, E. Monnier⁹⁹, A. Montalbano¹⁵², J. Montejo Berlingen³⁵,

F. Monticelli⁸⁶, S. Monzani^{66a}, R.W. Moore³, N. Morange¹²⁹, D. Moreno²², M. Moreno Llácer⁵¹, P. Moretini^{53b}, S. Morgenstern³⁵, D. Mori¹⁴⁹, T. Mori¹⁶⁰, M. Morii⁵⁷, M. Morinaga¹⁶⁰, V. Morisbak¹³¹, A.K. Morley¹⁵⁴, G. Mornacchi³⁵, J.D. Morris⁹⁰, L. Morvaj¹⁵², P. Moschovakos¹⁰, M. Mosidze^{156b}, H.J. Moss¹⁴⁶, J. Moss^{150,o}, K. Motohashi¹⁶², R. Mount¹⁵⁰, E. Mountricha²⁹, E.J.W. Moyse¹⁰⁰, S. Muanza⁹⁹, R.D. Mudd²¹, F. Mueller¹¹³, J. Mueller¹³⁶, R.S.P. Mueller¹¹², D. Muenstermann⁸⁷, P. Mullen⁵⁵, G.A. Mullier²⁰, F.J. Munoz Sanchez⁹⁸, W.J. Murray^{175,141}, H. Musheghyan⁵¹, M. Muškinja⁸⁹, A.G. Myagkov^{121,aq}, M. Myska¹³⁹, B.P. Nachman¹⁸, O. Nackenhorst⁵², K. Nagai¹³², R. Nagai^{79,at}, K. Nagano⁷⁹, Y. Nagasaka⁶⁰, K. Nagata¹⁶⁶, M. Nagel⁵⁰, E. Nagy⁹⁹, A.M. Nairz³⁵, Y. Nakahama¹¹⁵, K. Nakamura⁷⁹, T. Nakamura¹⁶⁰, I. Nakano¹²⁴, R.F. Naranjo Garcia⁴⁴, R. Narayan¹¹, D.I. Narrias Villar^{59a}, I. Naryshkin¹³⁵, T. Naumann⁴⁴, G. Navarro²², R. Nayyar⁷, H.A. Neal^{103,*}, P.Y. Nechaeva¹⁰⁸, T.J. Neep¹⁴², A. Negri^{68a,68b}, M. Negrini^{23b}, S. Nektarijevic¹¹⁷, C. Nellist¹²⁹, A. Nelson¹⁶⁸, M.E. Nelson¹³², S. Nemecek¹³⁸, P. Nemethy¹²², A.A. Nepomuceno^{78b}, M. Nessi^{35,g}, M.S. Neubauer¹⁷⁰, M. Neumann¹⁷⁹, R.M. Neves¹²², P. Nevski²⁹, P.R. Newman²¹, T.Y. Ng^{61c}, T. Nguyen Manh¹⁰⁷, R.B. Nickerson¹³², R. Nicolaidou¹⁴², J. Nielsen¹⁴³, V. Nikolaenko^{121,aq}, I. Nikolic-Audit¹³³, K. Nikolopoulos²¹, J.K. Nilsen¹³¹, P. Nilsson²⁹, Y. Ninomiya¹⁶⁰, A. Nisati^{70a}, N. Nishu^{15b}, R. Nisius¹¹³, T. Nobe¹⁶⁰, Y. Noguchi⁸³, M. Nomachi¹³⁰, I. Nomidis³³, M.A. Nomura²⁹, T. Nooney⁹⁰, M. Nordberg³⁵, N. Norjoharuddeen¹³², O. Novgorodova⁴⁶, S. Nowak¹¹³, M. Nozaki⁷⁹, L. Nozka¹²⁷, K. Ntekas¹⁶⁸, E. Nurse⁹², F. Nuti¹⁰², F.G. Oakham^{33,az}, H. Oberlack¹¹³, T. Obermann²⁴, J. Ocariz¹³³, A. Ochi⁸⁰, I. Ochoa³⁸, J.P. Ochoa-Ricoux^{144a}, S. Oda⁸⁵, S. Odaka⁷⁹, H. Ogren⁶³, A. Oh⁹⁸, S.H. Oh⁴⁷, C.C. Ohm¹⁸, H. Ohman¹⁶⁹, H. Oide^{53b,53a}, H. Okawa¹⁶⁶, Y. Okumura¹⁶⁰, T. Okuyama⁷⁹, A. Olariu^{27b}, L.F. Oleiro Seabra^{137a}, S.A. Olivares Pino⁴⁸, D. Oliveira Damazio²⁹, A. Olszewski⁸², J. Olszowska⁸², D.C. O'Neil¹⁴⁹, A. Onofre^{137a,137e}, K. Onogi¹¹⁵, P.U.E. Onyisi¹¹, M.J. Oreglia³⁶, Y. Oren¹⁵⁸, D. Orestano^{72a,72b}, N. Orlando^{61b}, A.A. O'Rourke⁴⁴, R.S. Orr¹⁶⁴, B. Osculati^{53b,53a,*}, V. O'Shea⁵⁵, R. Ospanov⁹⁸, G. Otero y Garzon³⁰, H. Otono⁸⁵, M. Ouchrif^{34d}, F. Ould-Saada¹³¹, A. Ouraou¹⁴², K.P. Oussoren¹¹⁸, Q. Ouyang^{15a}, M. Owen⁵⁵, R.E. Owen²¹, V.E. Ozcan^{12c}, N. Ozturk⁸, K. Pachal¹⁴⁹, A. Pacheco Pages¹⁴, L. Pacheco Rodriguez¹⁴², C. Padilla Aranda¹⁴, S. Pagan Griso¹⁸, M. Paganini¹⁸⁰, F. Paige^{29,*}, P. Pais¹⁰⁰, G. Palacino⁶³, S. Palazzo^{40b,40a}, S. Palestini³⁵, M. Palka^{81b}, D. Pallin³⁷, E.St. Panagiotopoulou¹⁰, I. Panagoulas¹⁰, C.E. Pandini¹³³, J.G. Panduro Vazquez⁹¹, P. Pani³⁵, S. Panitkin²⁹, D. Pantea^{27b}, L. Paolozzi⁵², T.D. Papadopoulou¹⁰, K. Papageorgiou^{9,1}, A. Paramonov⁶, D. Paredes Hernandez¹⁸⁰, A.J. Parker⁸⁷, K.A. Parker⁴⁴, M.A. Parker³¹, F. Parodi^{53b,53a}, J.A. Parsons³⁸, U. Parzefall⁵⁰, V.R. Pascuzzi¹⁶⁴, J.M.P. Pasner¹⁴³, E. Pasqualucci^{70a}, S. Passaggio^{53b}, F. Pastore⁹¹, S. Patariaia¹⁷⁹, J.R. Pater⁹⁸, T. Pauly³⁵, J. Pearce¹⁷³, B. Pearson¹¹³, L.E. Pedersen³⁹, S. Pedraza Lopez¹⁷¹, R. Pedro^{137a,137b}, S.V. Peleganchuk^{120b,120a}, O. Penc¹³⁸, C. Peng^{15d}, H. Peng^{58a}, J. Penwell⁶³, B.S. Peralva^{78a}, M.M. Perego¹⁴², D.V. Perepelitsa²⁹, L. Perini^{66a,66b}, H. Pernegger³⁵, S. Perrella^{67a,67b}, R. Peschke⁴⁴, V.D. Peshekhonov^{77,*}, K. Peters⁴⁴, R.F.Y. Peters⁹⁸, B.A. Petersen³⁵, T.C. Petersen³⁹, E. Petit⁵⁶, A. Petridis¹, C. Petridou¹⁵⁹, P. Petroff¹²⁹, E. Petrolu^{70a}, M. Petrov¹³², F. Petrucci^{72a,72b}, N.E. Pettersson¹⁰⁰, A. Peyaud¹⁴², R. Pezoa^{144b}, P.W. Phillips¹⁴¹, G. Piacquadio¹⁵², E. Pianori¹⁷⁵, A. Picazio¹⁰⁰, E. Piccaro⁹⁰, M.A. Pickering¹³², R. Piegai³⁰, J.E. Pilcher³⁶, A.D. Pilkington⁹⁸, A.W.J. Pin⁹⁸, M. Pinamonti^{64a,64c,al}, J.L. Pinfold³, H. Pirumov⁴⁴, M. Pitt¹⁷⁷, L. Plazak^{28a}, M.-A. Pleier²⁹, V. Pleskot⁹⁷, E. Plotnikova⁷⁷, D. Pluth⁷⁶, P. Podberezko^{120b,120a}, R. Poettgen^{43a,43b}, L. Poggioli¹²⁹, D. Pohl²⁴, G. Polesello^{68a}, A. Poley⁴⁴, A. Policicchio^{40b,40a}, R. Polifka³⁵, A. Polini^{23b}, C.S. Pollard⁵⁵, V. Polychronakos²⁹, K. Pommès³⁵, L. Pontecorvo^{70a}, B.G. Pope¹⁰⁴, G.A. Popeneciu^{27d}, A. Poppleton³⁵, S. Pospisil¹³⁹, K. Potamianos¹⁸, I.N. Potrap⁷⁷, C.J. Potter³¹, G. Poulard³⁵, J. Poveda³⁵, M.E. Pozo Astigarraga³⁵, P. Pralavorio⁹⁹, A. Pranko¹⁸, S. Prell⁷⁶, D. Price⁹⁸, L.E. Price⁶, M. Primavera^{65a}, S. Prince¹⁰¹, K. Prokofiev^{61c}, F. Prokoshin^{144b}, S. Protopopescu²⁹, J. Proudfoot⁶, M. Przybycien^{81a}, D. Puddu^{72a,72b}, A. Puri¹⁷⁰, P. Puzo¹²⁹, J. Qian¹⁰³, G. Qin⁵⁵, Y. Qin⁹⁸, A. Quadt⁵¹, M. Queitsch-Maitland⁴⁴, D. Quilty⁵⁵, S. Raddum¹³¹, V. Radeka²⁹,

V. Radescu¹³², S.K. Radhakrishnan¹⁵², P. Radloff¹²⁸, P. Rados¹⁰², F. Ragusa^{66a,66b}, G. Rahal⁹⁵, J.A. Raine⁹⁸, S. Rajagopalan²⁹, C. Rangel-Smith¹⁶⁹, M.G. Ratti^{66a,66b}, D.M. Rauch⁴⁴, F. Rauscher¹¹², S. Rave⁹⁷, T. Ravenscroft⁵⁵, I. Ravinovich¹⁷⁷, M. Raymond³⁵, A.L. Read¹³¹, N.P. Readioff⁸⁸, M. Reale^{65a,65b}, D.M. Rebuzzi^{68a,68b}, A. Redelbach¹⁷⁴, G. Redlinger²⁹, R. Reece¹⁴³, R.G. Reed^{32c}, K. Reeves⁴², L. Rehnisch¹⁹, J. Reichert¹³⁴, A. Reiss⁹⁷, C. Rembser³⁵, H. Ren^{15d}, M. Rescigno^{70a}, S. Resconi^{66a}, E.D. Resseguie¹³⁴, S. Rettie¹⁷², E. Reynolds²¹, O.L. Rezanova^{120b,120a}, P. Reznicek¹⁴⁰, R. Rezvani¹⁰⁷, R. Richter¹¹³, S. Richter⁹², E. Richter-Was^{81b}, O. Ricken²⁴, M. Ridel¹³³, P. Rieck¹¹³, C.J. Riegel¹⁷⁹, J. Rieger⁵¹, O. Rifki¹²⁵, M. Rijssenbeek¹⁵², A. Rimoldi^{68a,68b}, M. Rimoldi²⁰, L. Rinaldi^{23b}, B. Ristic⁵², E. Ritsch³⁵, I. Riu¹⁴, F. Rizatdinova¹²⁶, E. Rizvi⁹⁰, C. Rizzi¹⁴, R.T. Roberts⁹⁸, S.H. Robertson^{101,ag}, A. Robichaud-Veronneau¹⁰¹, D. Robinson³¹, J.E.M. Robinson⁴⁴, A. Robson⁵⁵, C. Roda^{69a,69b}, Y. Rodina^{99,ab}, A. Rodriguez Perez¹⁴, D. Rodriguez Rodriguez¹⁷¹, S. Roe³⁵, C.S. Rogan⁵⁷, O. Røhne¹³¹, J. Roloff⁵⁷, A. Romaniouk¹¹⁰, M. Romano^{23b,23a}, S.M. Romano Saez³⁷, E. Romero Adam¹⁷¹, N. Rompotis⁸⁸, M. Ronzani⁵⁰, L. Roos¹³³, S. Rosati^{70a}, K. Rosbach⁵⁰, P. Rose¹⁴³, N-A. Rosien⁵¹, V. Rossetti^{43a,43b}, E. Rossi^{67a,67b}, L.P. Rossi^{53b}, J.H.N. Rosten³¹, R. Rosten¹⁴⁵, M. Rotaru^{27b}, I. Roth¹⁷⁷, J. Rothberg¹⁴⁵, D. Rousseau¹²⁹, A. Rozanov⁹⁹, Y. Rozen¹⁵⁷, X. Ruan^{32c}, F. Rubbo¹⁵⁰, F. Rühr⁵⁰, A. Ruiz-Martinez³³, Z. Rurikova⁵⁰, N.A. Rusakovich⁷⁷, A. Ruschke¹¹², H.L. Russell¹⁴⁵, J.P. Rutherford⁷, N. Ruthmann³⁵, Y.F. Ryabov¹³⁵, M. Rybar¹⁷⁰, G. Rybkin¹²⁹, S. Ryu⁶, A. Ryzhov¹²¹, G.F. Rzehorz⁵¹, A.F. Saavedra¹⁵⁴, G. Sabato¹¹⁸, S. Sacerdoti³⁰, H.F-W. Sadrozinski¹⁴³, R. Sadykov⁷⁷, F. Safai Tehrani^{70a}, P. Saha¹¹⁹, M. Sahinsoy^{59a}, M. Saimpert⁴⁴, M. Saito¹⁶⁰, T. Saito¹⁶⁰, H. Sakamoto¹⁶⁰, Y. Sakurai¹⁷⁶, G. Salamanna^{72a,72b}, J.E. Salazar Loyola^{144b}, D. Salek¹¹⁸, P.H. Sales De Bruin¹⁴⁵, D. Salihagic¹¹³, A. Salnikov¹⁵⁰, J. Salt¹⁷¹, D. Salvatore^{40b,40a}, F. Salvatore¹⁵³, A. Salvucci^{61a,61b,61c}, A. Salzburger³⁵, D. Sammel⁵⁰, D. Sampsonidis¹⁵⁹, J. Sánchez¹⁷¹, V. Sanchez Martinez¹⁷¹, A. Sanchez Pineda^{67a,67b}, H. Sandaker¹³¹, R.L. Sandbach⁹⁰, C.O. Sander⁴⁴, M. Sandhoff¹⁷⁹, C. Sandoval²², D.P.C. Sankey¹⁴¹, M. Sannino^{53b,53a}, A. Sansoni⁴⁹, C. Santoni³⁷, R. Santonico^{71a,71b}, H. Santos^{137a}, I. Santoyo Castillo¹⁵³, K. Sapp¹³⁶, A. Sapronov⁷⁷, J.G. Saraiva^{137a,137d}, B. Sarrazin²⁴, O. Sasaki⁷⁹, K. Sato¹⁶⁶, E. Sauvan⁵, G. Savage⁹¹, P. Savard^{164,az}, N. Savic¹¹³, C. Sawyer¹⁴¹, L. Sawyer^{93,an}, J. Saxon³⁶, C. Sbarra^{23b}, A. Sbrizzi^{23a}, T. Scanlon⁹², D.A. Scannicchio¹⁶⁸, M. Scarcella¹⁵⁴, V. Scarfone^{40b,40a}, J. Schaarschmidt¹⁴⁵, P. Schacht¹¹³, B.M. Schachtner¹¹², D. Schaefer³⁵, L. Schaefer¹³⁴, R. Schaefer⁴⁴, J. Schaeffer⁹⁷, S. Schaepe²⁴, S. Schaezel^{59b}, U. Schäfer⁹⁷, A.C. Schaffer¹²⁹, D. Schaile¹¹², R.D. Schamberger¹⁵², V. Scharf^{59a}, V.A. Schegelsky¹³⁵, D. Scheirich¹⁴⁰, M. Schernau¹⁶⁸, C. Schiavi^{53b,53a}, S. Schier¹⁴³, C. Schillo⁵⁰, M. Schioppa^{40b,40a}, S. Schlenker³⁵, K.R. Schmidt-Sommerfeld¹¹³, K. Schmieden³⁵, C. Schmitt⁹⁷, S. Schmitt⁴⁴, S. Schmitz⁹⁷, B. Schneider^{165a}, U. Schnoor⁵⁰, L. Schoeffel¹⁴², A. Schoening^{59b}, B.D. Schoenrock¹⁰⁴, E. Schopf²⁴, M. Schott⁹⁷, J.F.P. Schouwenberg¹¹⁷, J. Schovancova⁸, S. Schramm⁵², N. Schuh⁹⁷, A. Schulte⁹⁷, M.J. Schultens²⁴, H-C. Schultz-Coulon^{59a}, H. Schulz¹⁹, M. Schumacher⁵⁰, B.A. Schumm¹⁴³, Ph. Schune¹⁴², A. Schwartzman¹⁵⁰, T.A. Schwarz¹⁰³, H. Schweiger⁹⁸, Ph. Schwemling¹⁴², R. Schwienhorst¹⁰⁴, T. Schwindt²⁴, G. Sciolla²⁶, F. Scuri^{69a}, F. Scutti¹⁰², J. Searcy¹⁰³, P. Seema²⁴, S.C. Seidel¹¹⁶, A. Seiden¹⁴³, J.M. Seixas^{78b}, G. Sekhniaidze^{67a}, K. Sekhon¹⁰³, S.J. Sekula⁴¹, N. Semprini-Cesari^{23b,23a}, C. Serfon¹³¹, L. Serin¹²⁹, L. Serkin^{64a,64b}, M. Sessa^{72a,72b}, R. Seuster¹⁷³, H. Severini¹²⁵, F. Sforza³⁵, A. Sfyrly⁵², E. Shabalina⁵¹, N.W. Shaikh^{43a,43b}, L.Y. Shan^{15a}, R. Shang¹⁷⁰, J.T. Shank²⁵, M. Shapiro¹⁸, P.B. Shatalov¹⁰⁹, K. Shaw^{64a,64b}, S.M. Shaw⁹⁸, A. Shcherbakova^{43a,43b}, C.Y. Shehu¹⁵³, Y. Shen¹²⁵, P. Sherwood⁹², L. Shi^{155,av}, S. Shimizu⁸⁰, C.O. Shimmin¹⁸⁰, M. Shimojima¹¹⁴, S. Shirabe⁸⁵, M. Shiyakova⁷⁷, J. Shlomi¹⁷⁷, A. Shmeleva¹⁰⁸, D. Shoaleh Saadi¹⁰⁷, M.J. Shochet³⁶, S. Shojai^{66a}, D.R. Shope¹²⁵, S. Shrestha¹²³, E. Shulga¹¹⁰, M.A. Shupe⁷, P. Sicho¹³⁸, A.M. Sickles¹⁷⁰, P.E. Sidebo¹⁵¹, E. Sideras Haddad^{32c}, O. Sidiropoulou¹⁷⁴, D. Sidorov¹²⁶, A. Sidoti^{23b,23a}, F. Siegert⁴⁶, Dj. Sijacki¹⁶, J. Silva^{137a,137d}, S.B. Silverstein^{43a}, V. Simak¹³⁹, L. Simic¹⁶, S. Simion¹²⁹, E. Simioni⁹⁷, B. Simmons⁹², M. Simon⁹⁷, P. Sinervo¹⁶⁴,

N.B. Sinev¹²⁸, M. Sioli^{23b,23a}, G. Siragusa¹⁷⁴, I. Siral¹⁰³, S. Yu. Sivoklokov¹¹¹, J. Sjölin^{43a,43b},
 M.B. Skinner⁸⁷, P. Skubic¹²⁵, M. Slater²¹, T. Slavicek¹³⁹, M. Slawinska¹¹⁸, K. Sliwa¹⁶⁷, R. Slovak¹⁴⁰,
 V. Smakhtin¹⁷⁷, B.H. Smart⁵, L. Smestad¹⁷, J. Smiesko^{28a}, S. Yu. Smirnov¹¹⁰, Y. Smirnov¹¹⁰,
 L.N. Smirnova¹¹¹, O. Smirnova⁹⁴, J.W. Smith⁵¹, M.N.K. Smith³⁸, R.W. Smith³⁸, M. Smizanska⁸⁷,
 K. Smolek¹³⁹, A.A. Snesarev¹⁰⁸, I.M. Snyder¹²⁸, S. Snyder²⁹, R. Sobie^{173,ag}, F. Socher⁴⁶, A. Soffer¹⁵⁸,
 D.A. Soh¹⁵⁵, G. Sokhrannyi⁸⁹, C.A. Solans Sanchez³⁵, M. Solar¹³⁹, E. Yu. Soldatov¹¹⁰, U. Soldevila¹⁷¹,
 A.A. Solodkov¹²¹, A. Soloshenko⁷⁷, O.V. Solovyanov¹²¹, V. Solovyev¹³⁵, P. Sommer⁵⁰, H. Son¹⁶⁷,
 H.Y. Song^{58a}, A. Sopczak¹³⁹, V. Sorin¹⁴, D. Sosa^{59b}, C.L. Sotiropoulou^{69a,69b}, R. Soualah^{64a,64c,k},
 A.M. Soukharev^{120b,120a}, D. South⁴⁴, B.C. Sowden⁹¹, S. Spagnolo^{65a,65b}, M. Spalla^{69a,69b},
 M. Spangenberg¹⁷⁵, F. Spanò⁹¹, D. Sperlich¹⁹, F. Spettel¹¹³, T.M. Spieker^{59a}, R. Spighi^{23b}, G. Spigo³⁵,
 L.A. Spiller¹⁰², M. Spousta¹⁴⁰, R.D. St. Denis^{55,*}, A. Stabile^{66a,66b}, R. Stamen^{59a}, S. Stamm¹⁹,
 E. Stanecka⁸², R.W. Stanek⁶, C. Stanescu^{72a}, M.M. Stanitzki⁴⁴, S. Stapnes¹³¹, E.A. Starchenko¹²¹,
 G.H. Stark³⁶, J. Stark⁵⁶, S.H. Stark³⁹, P. Staroba¹³⁸, P. Starovoitov^{59a}, S. Stärz³⁵, R. Staszewski⁸²,
 P. Steinberg²⁹, B. Stelzer¹⁴⁹, H.J. Stelzer³⁵, O. Stelzer-Chilton^{165a}, H. Stenzel⁵⁴, G.A. Stewart⁵⁵,
 J.A. Stillings²⁴, M.C. Stockton¹⁰¹, M. Stoebe¹⁰¹, G. Stoicea^{27b}, P. Stolte⁵¹, S. Stonjek¹¹³,
 A.R. Stradling⁸, A. Straessner⁴⁶, M.E. Stramaglia²⁰, J. Strandberg¹⁵¹, S. Strandberg^{43a,43b},
 A. Strandlie¹³¹, M. Strauss¹²⁵, P. Strizenc^{28b}, R. Ströhmer¹⁷⁴, D.M. Strom¹²⁸, R. Stroynowski⁴¹,
 A. Strubig¹¹⁷, S.A. Stucci²⁹, B. Stugu¹⁷, N.A. Styles⁴⁴, D. Su¹⁵⁰, J. Su¹³⁶, S. Suchek^{59a}, Y. Sugaya¹³⁰,
 M. Suk¹³⁹, V.V. Sulin¹⁰⁸, S. Sultansoy^{4c}, T. Sumida⁸³, S. Sun⁵⁷, X. Sun³, K. Suruliz¹⁵³, C.J.E. Suster¹⁵⁴,
 M.R. Sutton¹⁵³, S. Suzuki⁷⁹, M. Svatos¹³⁸, M. Swiatlowski³⁶, S.P. Swift², I. Sykora^{28a}, T. Sykora¹⁴⁰,
 D. Ta⁵⁰, K. Tackmann^{44,ac}, J. Taenzer¹⁵⁸, A. Taffard¹⁶⁸, R. Tafirout^{165a}, N. Taiblum¹⁵⁸, H. Takai²⁹,
 R. Takashima⁸⁴, T. Takeshita¹⁴⁷, Y. Takubo⁷⁹, M. Talby⁹⁹, A.A. Talyshev^{120b,120a}, J. Tanaka¹⁶⁰,
 M. Tanaka¹⁶², R. Tanaka¹²⁹, S. Tanaka⁷⁹, R. Tanioka⁸⁰, B.B. Tannenwald¹²³, S. Tapia Araya^{144b},
 S. Tapprogge⁹⁷, S. Tarem¹⁵⁷, G.F. Tartarelli^{66a}, P. Tas¹⁴⁰, M. Tasevsky¹³⁸, T. Tashiro⁸³, E. Tassi^{40b,40a},
 A. Tavares Delgado^{137a,137b}, Y. Tayalati^{34e}, A.C. Taylor¹¹⁶, G.N. Taylor¹⁰², P.T.E. Taylor¹⁰²,
 W. Taylor^{165b}, P. Teixeira-Dias⁹¹, D. Temple¹⁴⁹, H. Ten Kate³⁵, P.K. Teng¹⁵⁵, J.J. Teoh¹³⁰, F. Tepel¹⁷⁹,
 S. Terada⁷⁹, K. Terashi¹⁶⁰, J. Terron⁹⁶, S. Terzo¹⁴, M. Testa⁴⁹, R.J. Teuscher^{164,ag},
 T. Thevenaux-Pelzer⁹⁹, J.P. Thomas²¹, J. Thomas-Wilsker⁹¹, A.S. Thompson⁵⁵, P.D. Thompson²¹,
 L.A. Thomsen¹⁸⁰, E. Thomson¹³⁴, M.J. Tibbetts¹⁸, R.E. Tice Torres⁹⁹, V.O. Tikhomirov^{108,ar},
 Yu.A. Tikhonov^{120b,120a}, S. Timoshenko¹¹⁰, P. Tipton¹⁸⁰, S. Tisserant⁹⁹, K. Todome¹⁶²,
 S. Todorova-Nova⁵, J. Tojo⁸⁵, S. Tokár^{28a}, K. Tokushuku⁷⁹, E. Tolley⁵⁷, L. Tomlinson⁹⁸, M. Tomoto¹¹⁵,
 L. Tompkins^{150,s}, K. Toms¹¹⁶, B. Tong⁵⁷, P. Tornambe⁵⁰, E. Torrence¹²⁸, H. Torres¹⁴⁹,
 E. Torrón Pastor¹⁴⁵, J. Toth^{99,ac}, F. Touchard⁹⁹, D.R. Tovey¹⁴⁶, C.J. Treado¹²², T. Trefzger¹⁷⁴, A. Tricoli²⁹,
 I.M. Trigger^{165a}, S. Trincaz-Duvoid¹³³, M.F. Tripiana¹⁴, W. Trischuk¹⁶⁴, B. Trocmé⁵⁶, A. Trofymov⁴⁴,
 C. Troncon^{66a}, M. Trotter-McDonald¹⁸, M. Trovatelli¹⁷³, L. Truong^{64a,64c}, M. Trzebinski⁸²,
 A. Trzupke⁸², K.W. Tsang^{61a}, J.C.-L. Tseng¹³², P.V. Tsiareshka¹⁰⁵, G. Tsipolitis¹⁰, N. Tsirintanis⁹,
 S. Tsiskaridze¹⁴, V. Tsiskaridze⁵⁰, E.G. Tskhadadze^{156a}, K.M. Tsui^{61a}, I.I. Tsukerman¹⁰⁹, V. Tsulaia¹⁸,
 S. Tsuno⁷⁹, D. Tsybychev¹⁵², Y. Tu^{61b}, A. Tudorache^{27b}, V. Tudorache^{27b}, T.T. Tulbure^{27a}, A.N. Tuna⁵⁷,
 S.A. Tuppiti^{23b,23a}, S. Turchikhin⁷⁷, D. Turgeman¹⁷⁷, I. Turk Cakir^{4b,w}, R. Turra^{66a}, P.M. Tuts³⁸,
 G. Ucchielli^{23b,23a}, I. Ueda⁷⁹, M. Ughetto^{43a,43b}, F. Ukegawa¹⁶⁶, G. Unal³⁵, A. Undrus²⁹, G. Unel¹⁶⁸,
 F.C. Ungaro¹⁰², Y. Unno⁷⁹, C. Unverdorben¹¹², J. Urban^{28b}, P. Urquijo¹⁰², P. Urrejola⁹⁷, G. Usai⁸,
 J. Usui⁷⁹, L. Vacavant⁹⁹, V. Vacek¹³⁹, B. Vachon¹⁰¹, C. Valderanis¹¹², E. Valdes Santurio^{43a,43b},
 N. Valencic¹¹⁸, S. Valentineti^{23b,23a}, A. Valero¹⁷¹, L. Valéry¹⁴, S. Valkar¹⁴⁰, A. Vallier⁵,
 J.A. Valls Ferrer¹⁷¹, W. Van Den Wollenberg¹¹⁸, H. Van der Graaf¹¹⁸, N. van Eldik¹⁵⁷,
 P. Van Gemmeren⁶, J. Van Nieuwkoop¹⁴⁹, I. Van Vulpen¹¹⁸, M.C. van Woerden¹¹⁸, M. Vanadia^{70a,70b},
 W. Vandelli³⁵, R. Vanguri¹³⁴, A. Vaniachine¹⁶³, P. Vankov¹¹⁸, G. Vardanyan¹⁸¹, R. Vari^{70a},
 E.W. Varnes⁷, C. Varni^{53b,53a}, T. Varol⁴¹, D. Varouchas¹³³, A. Vartapetian⁸, K.E. Varvell¹⁵⁴,

G.A. Vasquez^{144b}, J.G. Vasquez¹⁸⁰, F. Vazeille³⁷, T. Vazquez Schroeder¹⁰¹, J. Veatch⁵¹, V. Veeraraghavan⁷, L.M. Veloce¹⁶⁴, F. Veloso^{137a,137c}, S. Veneziano^{70a}, A. Ventura^{65a,65b}, M. Venturi¹⁷³, N. Venturi¹⁶⁴, A. Venturini²⁶, V. Vercesi^{68a}, M. Verducci^{72a,72b}, W. Verkerke¹¹⁸, J.C. Vermeulen¹¹⁸, M.C. Vetterli^{149,az}, N. Viaux Maira^{144a}, O. Viazlo⁹⁴, I. Vichou^{170,*}, T. Vickey¹⁴⁶, O.E. Vickey Boeriu¹⁴⁶, G.H.A. Viehhauser¹³², S. Viel¹⁸, L. Vigani¹³², M. Villa^{23b,23a}, M. Villaplana Perez^{66a,66b}, E. Vilucchi⁴⁹, M.G. Vinciter³³, V.B. Vinogradov⁷⁷, A. Vishwakarma⁴⁴, C. Vittori^{23b,23a}, I. Vivarelli¹⁵³, S. Vlachos¹⁰, M. Vlasak¹³⁹, M. Vogel¹⁷⁹, P. Vokac¹³⁹, G. Volpi^{69a,69b}, H. von der Schmitt¹¹³, E. Von Toerne²⁴, V. Vorobel¹⁴⁰, K. Vorobev¹¹⁰, M. Vos¹⁷¹, R. Voss³⁵, J.H. Vossebeld⁸⁸, N. Vranjes¹⁶, M. Vranjes Milosavljevic¹⁶, V. Vrba¹³⁹, M. Vreeswijk¹¹⁸, T. Šfiligoj⁸⁹, R. Vuillermet³⁵, I. Vukotic³⁶, T. Ženiš^{28a}, L. Živković¹⁶, P. Wagner²⁴, W. Wagner¹⁷⁹, H. Wahlberg⁸⁶, S. WAhrmund⁴⁶, J. Wakabayashi¹¹⁵, J. Walder⁸⁷, R. Walker¹¹², W. Walkowiak¹⁴⁸, V. Wallangen^{43a,43b}, C. Wang^{15c}, C. Wang^{58b,f}, F. Wang¹⁷⁸, H. Wang¹⁸, H. Wang³, J. Wang¹⁵⁴, J. Wang⁴⁴, Q. Wang¹²⁵, R. Wang⁶, S.M. Wang¹⁵⁵, T. Wang³⁸, W. Wang^{155,q}, W.X. Wang^{58a,ah}, C. Wanotayaroj¹²⁸, A. Warburton¹⁰¹, C.P. Ward³¹, D.R. Wardrope⁹², A. Washbrook⁴⁸, P.M. Watkins²¹, A.T. Watson²¹, M.F. Watson²¹, G. Watts¹⁴⁵, S. Watts⁹⁸, B.M. Waugh⁹², A.F. Webb¹¹, S. Webb⁹⁷, M.S. Weber²⁰, S.A. Weber³³, S.W. Weber¹⁷⁴, J.S. Webster⁶, A.R. Weidberg¹³², B. Weinert⁶³, J. Weingarten⁵¹, C. Weiser⁵⁰, H. Weits¹¹⁸, P.S. Wells³⁵, T. Wenaus²⁹, T. Wengler³⁵, S. Wenig³⁵, N. Wermes²⁴, M.D. Werner⁷⁶, P. Werner³⁵, M. Wessels^{59a}, K. Whalen¹²⁸, N.L. Whallon¹⁴⁵, A.M. Wharton⁸⁷, A. White⁸, M.J. White¹, R. White^{144b}, D. Whiteson¹⁶⁸, F.J. Wickens¹⁴¹, W. Wiedenmann¹⁷⁸, M. Wielers¹⁴¹, C. Wiglesworth³⁹, L.A.M. Wiik-Fuchs²⁴, A. Wildauer¹¹³, F. Wilk⁹⁸, H.G. Wilkens³⁵, H.H. Williams¹³⁴, S. Williams³¹, C. Willis¹⁰⁴, S. Willocq¹⁰⁰, J.A. Wilson²¹, I. Wingerter-Seez⁵, F. Winklmeier¹²⁸, O.J. Winston¹⁵³, B.T. Winter²⁴, M. Wittgen¹⁵⁰, M. Wobisch⁹³, T.M.H. Wolf¹¹⁸, R. Wolff⁹⁹, M.W. Wolter⁸², H. Wolters^{137a,137c}, S.D. Worm²¹, B.K. Wosiek⁸², J. Wotschack³⁵, M.J. Woudstra⁹⁸, K.W. Woźniak⁸², M. Wu³⁶, S.L. Wu¹⁷⁸, X. Wu⁵², Y. Wu¹⁰³, T.R. Wyatt⁹⁸, B.M. Wynne⁴⁸, S. Xella³⁹, Z. Xi¹⁰³, L. Xia^{15b}, D. Xu^{15a}, L. Xu²⁹, B. Yabsley¹⁵⁴, S. Yacoub^{32a}, D. Yamaguchi¹⁶², Y. Yamaguchi¹³⁰, A. Yamamoto⁷⁹, S. Yamamoto¹⁶⁰, T. Yamanaka¹⁶⁰, K. Yamauchi¹¹⁵, Y. Yamazaki⁸⁰, Z. Yan²⁵, H.J. Yang^{58c,58d}, H.T. Yang¹⁸, Y. Yang¹⁵⁵, Z. Yang¹⁷, W.-M. Yao¹⁸, Y.C. Yap¹³³, Y. Yasu⁷⁹, E. Yatsenko⁵, K.H. Yau Wong²⁴, J. Ye⁴¹, S. Ye²⁹, I. Yeletskikh⁷⁷, E. Yildirim⁹⁷, K. Yorita¹⁷⁶, K. Yoshihara¹³⁴, C.J.S. Young³⁵, C. Young¹⁵⁰, S. Youssef²⁵, D.R. Yu¹⁸, J. Yu⁸, J. Yu⁷⁶, L. Yuan⁸⁰, S.P.Y. Yuen²⁴, I. Yusuff^{31,a}, B. Zabinski⁸², G. Zacharis¹⁰, R. Zaidan¹⁴, A.M. Zaitsev^{121,aq}, N. Zakharchuk⁴⁴, J. Zalieckas¹⁷, A. Zaman¹⁵², S. Zambito⁵⁷, D. Zanzi¹⁰², C. Zeitnitz¹⁷⁹, M. Zeman¹³⁹, A. Zemla^{81a}, J.C. Zeng¹⁷⁰, Q. Zeng¹⁵⁰, O. Zenin¹²¹, D. Zerwas¹²⁹, D. Zhang¹⁰³, F. Zhang¹⁷⁸, G. Zhang^{58a,ah}, H. Zhang^{15c}, J. Zhang⁶, L. Zhang⁵⁰, L. Zhang^{58a}, M. Zhang¹⁷⁰, R. Zhang^{58a,f}, R. Zhang²⁴, X. Zhang^{58b}, Y. Zhang^{15d}, Z. Zhang¹²⁹, X. Zhao⁴¹, Y. Zhao^{58b,129,am}, Z. Zhao^{58a}, A. Zhemchugov⁷⁷, J. Zhong¹³², B. Zhou¹⁰³, C. Zhou¹⁷⁸, L. Zhou⁴¹, M.S. Zhou^{15d}, M. Zhou¹⁵², N. Zhou^{15b}, C.G. Zhu^{58b}, H. Zhu^{15a}, J. Zhu¹⁰³, Y. Zhu^{58a}, X. Zhuang^{15a}, K. Zhukov¹⁰⁸, A. Zibell¹⁷⁴, D. Zieminska⁶³, N.I. Zimine⁷⁷, C. Zimmermann⁹⁷, S. Zimmermann⁵⁰, Z. Zinonos¹¹³, M. Zinser⁹⁷, M. Ziolkowski¹⁴⁸, G. Zobernig¹⁷⁸, A. Zoccoli^{23b,23a}, R. Zou³⁶, M. Zur Nedden¹⁹, L. Zwalinski³⁵.

¹Department of Physics, University of Adelaide, Adelaide; Australia.

²Physics Department, SUNY Albany, Albany NY; United States of America.

³Department of Physics, University of Alberta, Edmonton AB; Canada.

⁴(^a)Department of Physics, Ankara University, Ankara; (^b)Istanbul Aydin University, Istanbul; (^c)Division of Physics, TOBB University of Economics and Technology, Ankara; Turkey.

⁵LAPP, Université Grenoble Alpes, Université Savoie Mont Blanc, CNRS/IN2P3, Annecy; France.

⁶High Energy Physics Division, Argonne National Laboratory, Argonne IL; United States of America.

⁷Department of Physics, University of Arizona, Tucson AZ; United States of America.

- ⁸Department of Physics, University of Texas at Arlington, Arlington TX; United States of America.
- ⁹Physics Department, National and Kapodistrian University of Athens, Athens; Greece.
- ¹⁰Physics Department, National Technical University of Athens, Zografou; Greece.
- ¹¹Department of Physics, University of Texas at Austin, Austin TX; United States of America.
- ¹²(^a)Bahcesehir University, Faculty of Engineering and Natural Sciences, Istanbul; (^b)Istanbul Bilgi University, Faculty of Engineering and Natural Sciences, Istanbul; (^c)Department of Physics, Bogazici University, Istanbul; (^d)Department of Physics Engineering, Gaziantep University, Gaziantep; Turkey.
- ¹³Institute of Physics, Azerbaijan Academy of Sciences, Baku; Azerbaijan.
- ¹⁴Institut de Física d'Altes Energies (IFAE), Barcelona Institute of Science and Technology, Barcelona; Spain.
- ¹⁵(^a)Institute of High Energy Physics, Chinese Academy of Sciences, Beijing; (^b)Physics Department, Tsinghua University, Beijing; (^c)Department of Physics, Nanjing University, Nanjing; (^d)University of Chinese Academy of Science (UCAS), Beijing; China.
- ¹⁶Institute of Physics, University of Belgrade, Belgrade; Serbia.
- ¹⁷Department for Physics and Technology, University of Bergen, Bergen; Norway.
- ¹⁸Physics Division, Lawrence Berkeley National Laboratory and University of California, Berkeley CA; United States of America.
- ¹⁹Institut für Physik, Humboldt Universität zu Berlin, Berlin; Germany.
- ²⁰Albert Einstein Center for Fundamental Physics and Laboratory for High Energy Physics, University of Bern, Bern; Switzerland.
- ²¹School of Physics and Astronomy, University of Birmingham, Birmingham; United Kingdom.
- ²²Centro de Investigaciones, Universidad Antonio Nariño, Bogota; Colombia.
- ²³(^a)Dipartimento di Fisica e Astronomia, Università di Bologna, Bologna; (^b)INFN Sezione di Bologna; Italy.
- ²⁴Physikalisches Institut, Universität Bonn, Bonn; Germany.
- ²⁵Department of Physics, Boston University, Boston MA; United States of America.
- ²⁶Department of Physics, Brandeis University, Waltham MA; United States of America.
- ²⁷(^a)Transilvania University of Brasov, Brasov; (^b)Horia Hulubei National Institute of Physics and Nuclear Engineering, Bucharest; (^c)Department of Physics, Alexandru Ioan Cuza University of Iasi, Iasi; (^d)National Institute for Research and Development of Isotopic and Molecular Technologies, Physics Department, Cluj-Napoca; (^e)University Politehnica Bucharest, Bucharest; (^f)West University in Timisoara, Timisoara; Romania.
- ²⁸(^a)Faculty of Mathematics, Physics and Informatics, Comenius University, Bratislava; (^b)Department of Subnuclear Physics, Institute of Experimental Physics of the Slovak Academy of Sciences, Kosice; Slovak Republic.
- ²⁹Physics Department, Brookhaven National Laboratory, Upton NY; United States of America.
- ³⁰Departamento de Física, Universidad de Buenos Aires, Buenos Aires; Argentina.
- ³¹Cavendish Laboratory, University of Cambridge, Cambridge; United Kingdom.
- ³²(^a)Department of Physics, University of Cape Town, Cape Town; (^b)Department of Mechanical Engineering Science, University of Johannesburg, Johannesburg; (^c)School of Physics, University of the Witwatersrand, Johannesburg; South Africa.
- ³³Department of Physics, Carleton University, Ottawa ON; Canada.
- ³⁴(^a)Faculté des Sciences Ain Chock, Réseau Universitaire de Physique des Hautes Energies - Université Hassan II, Casablanca; (^b)Centre National de l'Énergie des Sciences Techniques Nucleaires (CNESTEN), Rabat; (^c)Faculté des Sciences Semlalia, Université Cadi Ayyad, LPHEA-Marrakech; (^d)Faculté des Sciences, Université Mohamed Premier and LPTPM, Oujda; (^e)Faculté des sciences, Université Mohammed V, Rabat; Morocco.

- ³⁵CERN, Geneva; Switzerland.
- ³⁶Enrico Fermi Institute, University of Chicago, Chicago IL; United States of America.
- ³⁷LPC, Université Clermont Auvergne, CNRS/IN2P3, Clermont-Ferrand; France.
- ³⁸Nevis Laboratory, Columbia University, Irvington NY; United States of America.
- ³⁹Niels Bohr Institute, University of Copenhagen, Copenhagen; Denmark.
- ^{40(a)}Dipartimento di Fisica, Università della Calabria, Rende;^(b)INFN Gruppo Collegato di Cosenza, Laboratori Nazionali di Frascati; Italy.
- ⁴¹Physics Department, Southern Methodist University, Dallas TX; United States of America.
- ⁴²Physics Department, University of Texas at Dallas, Richardson TX; United States of America.
- ^{43(a)}Department of Physics, Stockholm University;^(b)Oskar Klein Centre, Stockholm; Sweden.
- ⁴⁴Deutsches Elektronen-Synchrotron DESY, Hamburg and Zeuthen; Germany.
- ⁴⁵Lehrstuhl für Experimentelle Physik IV, Technische Universität Dortmund, Dortmund; Germany.
- ⁴⁶Institut für Kern- und Teilchenphysik, Technische Universität Dresden, Dresden; Germany.
- ⁴⁷Department of Physics, Duke University, Durham NC; United States of America.
- ⁴⁸SUPA - School of Physics and Astronomy, University of Edinburgh, Edinburgh; United Kingdom.
- ⁴⁹INFN e Laboratori Nazionali di Frascati, Frascati; Italy.
- ⁵⁰Physikalisches Institut, Albert-Ludwigs-Universität Freiburg, Freiburg; Germany.
- ⁵¹II. Physikalisches Institut, Georg-August-Universität Göttingen, Göttingen; Germany.
- ⁵²Département de Physique Nucléaire et Corpusculaire, Université de Genève, Genève; Switzerland.
- ^{53(a)}Dipartimento di Fisica, Università di Genova, Genova;^(b)INFN Sezione di Genova; Italy.
- ⁵⁴II. Physikalisches Institut, Justus-Liebig-Universität Giessen, Giessen; Germany.
- ⁵⁵SUPA - School of Physics and Astronomy, University of Glasgow, Glasgow; United Kingdom.
- ⁵⁶LPSC, Université Grenoble Alpes, CNRS/IN2P3, Grenoble INP, Grenoble; France.
- ⁵⁷Laboratory for Particle Physics and Cosmology, Harvard University, Cambridge MA; United States of America.
- ^{58(a)}Department of Modern Physics and State Key Laboratory of Particle Detection and Electronics, University of Science and Technology of China, Hefei;^(b)Institute of Frontier and Interdisciplinary Science and Key Laboratory of Particle Physics and Particle Irradiation (MOE), Shandong University, Qingdao;^(c)School of Physics and Astronomy, Shanghai Jiao Tong University, KLPPAC-MoE, SKLPPC, Shanghai;^(d)Tsung-Dao Lee Institute, Shanghai; China.
- ^{59(a)}Kirchhoff-Institut für Physik, Ruprecht-Karls-Universität Heidelberg, Heidelberg;^(b)Physikalisches Institut, Ruprecht-Karls-Universität Heidelberg, Heidelberg;^(c)ZITI Institut für technische Informatik, Ruprecht-Karls-Universität Heidelberg, Mannheim; Germany.
- ⁶⁰Faculty of Applied Information Science, Hiroshima Institute of Technology, Hiroshima; Japan.
- ^{61(a)}Department of Physics, Chinese University of Hong Kong, Shatin, N.T., Hong Kong;^(b)Department of Physics, University of Hong Kong, Hong Kong;^(c)Department of Physics and Institute for Advanced Study, Hong Kong University of Science and Technology, Clear Water Bay, Kowloon, Hong Kong; China.
- ⁶²Department of Physics, National Tsing Hua University, Hsinchu; Taiwan.
- ⁶³Department of Physics, Indiana University, Bloomington IN; United States of America.
- ^{64(a)}INFN Gruppo Collegato di Udine, Sezione di Trieste, Udine;^(b)ICTP, Trieste;^(c)Dipartimento di Chimica, Fisica e Ambiente, Università di Udine, Udine; Italy.
- ^{65(a)}INFN Sezione di Lecce;^(b)Dipartimento di Matematica e Fisica, Università del Salento, Lecce; Italy.
- ^{66(a)}INFN Sezione di Milano;^(b)Dipartimento di Fisica, Università di Milano, Milano; Italy.
- ^{67(a)}INFN Sezione di Napoli;^(b)Dipartimento di Fisica, Università di Napoli, Napoli; Italy.
- ^{68(a)}INFN Sezione di Pavia;^(b)Dipartimento di Fisica, Università di Pavia, Pavia; Italy.
- ^{69(a)}INFN Sezione di Pisa;^(b)Dipartimento di Fisica E. Fermi, Università di Pisa, Pisa; Italy.

- ^{70(a)}INFN Sezione di Roma;^(b)Dipartimento di Fisica, Sapienza Università di Roma, Roma; Italy.
- ^{71(a)}INFN Sezione di Roma Tor Vergata;^(b)Dipartimento di Fisica, Università di Roma Tor Vergata, Roma; Italy.
- ^{72(a)}INFN Sezione di Roma Tre;^(b)Dipartimento di Matematica e Fisica, Università Roma Tre, Roma; Italy.
- ^{73(a)}INFN-TIFPA;^(b)Università degli Studi di Trento, Trento; Italy.
- ⁷⁴Institut für Astro- und Teilchenphysik, Leopold-Franzens-Universität, Innsbruck; Austria.
- ⁷⁵University of Iowa, Iowa City IA; United States of America.
- ⁷⁶Department of Physics and Astronomy, Iowa State University, Ames IA; United States of America.
- ⁷⁷Joint Institute for Nuclear Research, Dubna; Russia.
- ^{78(a)}Departamento de Engenharia Elétrica, Universidade Federal de Juiz de Fora (UFJF), Juiz de Fora;^(b)Universidade Federal do Rio De Janeiro COPPE/EE/IF, Rio de Janeiro;^(c)Universidade Federal de São João del Rei (UFSJ), São João del Rei;^(d)Instituto de Física, Universidade de São Paulo, São Paulo; Brazil.
- ⁷⁹KEK, High Energy Accelerator Research Organization, Tsukuba; Japan.
- ⁸⁰Graduate School of Science, Kobe University, Kobe; Japan.
- ^{81(a)}AGH University of Science and Technology, Faculty of Physics and Applied Computer Science, Krakow;^(b)Marian Smoluchowski Institute of Physics, Jagiellonian University, Krakow; Poland.
- ⁸²Institute of Nuclear Physics Polish Academy of Sciences, Krakow; Poland.
- ⁸³Faculty of Science, Kyoto University, Kyoto; Japan.
- ⁸⁴Kyoto University of Education, Kyoto; Japan.
- ⁸⁵Research Center for Advanced Particle Physics and Department of Physics, Kyushu University, Fukuoka ; Japan.
- ⁸⁶Instituto de Física La Plata, Universidad Nacional de La Plata and CONICET, La Plata; Argentina.
- ⁸⁷Physics Department, Lancaster University, Lancaster; United Kingdom.
- ⁸⁸Oliver Lodge Laboratory, University of Liverpool, Liverpool; United Kingdom.
- ⁸⁹Department of Experimental Particle Physics, Jožef Stefan Institute and Department of Physics, University of Ljubljana, Ljubljana; Slovenia.
- ⁹⁰School of Physics and Astronomy, Queen Mary University of London, London; United Kingdom.
- ⁹¹Department of Physics, Royal Holloway University of London, Egham; United Kingdom.
- ⁹²Department of Physics and Astronomy, University College London, London; United Kingdom.
- ⁹³Louisiana Tech University, Ruston LA; United States of America.
- ⁹⁴Fysiska institutionen, Lunds universitet, Lund; Sweden.
- ⁹⁵Centre de Calcul de l'Institut National de Physique Nucléaire et de Physique des Particules (IN2P3), Villeurbanne; France.
- ⁹⁶Departamento de Física Teórica C-15 and CIAFF, Universidad Autónoma de Madrid, Madrid; Spain.
- ⁹⁷Institut für Physik, Universität Mainz, Mainz; Germany.
- ⁹⁸School of Physics and Astronomy, University of Manchester, Manchester; United Kingdom.
- ⁹⁹CPPM, Aix-Marseille Université, CNRS/IN2P3, Marseille; France.
- ¹⁰⁰Department of Physics, University of Massachusetts, Amherst MA; United States of America.
- ¹⁰¹Department of Physics, McGill University, Montreal QC; Canada.
- ¹⁰²School of Physics, University of Melbourne, Victoria; Australia.
- ¹⁰³Department of Physics, University of Michigan, Ann Arbor MI; United States of America.
- ¹⁰⁴Department of Physics and Astronomy, Michigan State University, East Lansing MI; United States of America.
- ¹⁰⁵B.I. Stepanov Institute of Physics, National Academy of Sciences of Belarus, Minsk; Belarus.
- ¹⁰⁶Research Institute for Nuclear Problems of Byelorussian State University, Minsk; Belarus.

- ¹⁰⁷Group of Particle Physics, University of Montreal, Montreal QC; Canada.
- ¹⁰⁸P.N. Lebedev Physical Institute of the Russian Academy of Sciences, Moscow; Russia.
- ¹⁰⁹Institute for Theoretical and Experimental Physics (ITEP), Moscow; Russia.
- ¹¹⁰National Research Nuclear University MEPhI, Moscow; Russia.
- ¹¹¹D.V. Skobeltsyn Institute of Nuclear Physics, M.V. Lomonosov Moscow State University, Moscow; Russia.
- ¹¹²Fakultät für Physik, Ludwig-Maximilians-Universität München, München; Germany.
- ¹¹³Max-Planck-Institut für Physik (Werner-Heisenberg-Institut), München; Germany.
- ¹¹⁴Nagasaki Institute of Applied Science, Nagasaki; Japan.
- ¹¹⁵Graduate School of Science and Kobayashi-Maskawa Institute, Nagoya University, Nagoya; Japan.
- ¹¹⁶Department of Physics and Astronomy, University of New Mexico, Albuquerque NM; United States of America.
- ¹¹⁷Institute for Mathematics, Astrophysics and Particle Physics, Radboud University Nijmegen/Nikhef, Nijmegen; Netherlands.
- ¹¹⁸Nikhef National Institute for Subatomic Physics and University of Amsterdam, Amsterdam; Netherlands.
- ¹¹⁹Department of Physics, Northern Illinois University, DeKalb IL; United States of America.
- ^{120(a)}Budker Institute of Nuclear Physics and NSU, SB RAS, Novosibirsk;^(b)Novosibirsk State University Novosibirsk; Russia.
- ¹²¹Institute for High Energy Physics of the National Research Centre Kurchatov Institute, Protvino; Russia.
- ¹²²Department of Physics, New York University, New York NY; United States of America.
- ¹²³Ohio State University, Columbus OH; United States of America.
- ¹²⁴Faculty of Science, Okayama University, Okayama; Japan.
- ¹²⁵Homer L. Dodge Department of Physics and Astronomy, University of Oklahoma, Norman OK; United States of America.
- ¹²⁶Department of Physics, Oklahoma State University, Stillwater OK; United States of America.
- ¹²⁷Palacký University, RCPTM, Joint Laboratory of Optics, Olomouc; Czech Republic.
- ¹²⁸Center for High Energy Physics, University of Oregon, Eugene OR; United States of America.
- ¹²⁹LAL, Université Paris-Sud, CNRS/IN2P3, Université Paris-Saclay, Orsay; France.
- ¹³⁰Graduate School of Science, Osaka University, Osaka; Japan.
- ¹³¹Department of Physics, University of Oslo, Oslo; Norway.
- ¹³²Department of Physics, Oxford University, Oxford; United Kingdom.
- ¹³³LPNHE, Sorbonne Université, Paris Diderot Sorbonne Paris Cité, CNRS/IN2P3, Paris; France.
- ¹³⁴Department of Physics, University of Pennsylvania, Philadelphia PA; United States of America.
- ¹³⁵Konstantinov Nuclear Physics Institute of National Research Centre "Kurchatov Institute", PNPI, St. Petersburg; Russia.
- ¹³⁶Department of Physics and Astronomy, University of Pittsburgh, Pittsburgh PA; United States of America.
- ^{137(a)}Laboratório de Instrumentação e Física Experimental de Partículas - LIP;^(b)Departamento de Física, Faculdade de Ciências, Universidade de Lisboa, Lisboa;^(c)Departamento de Física, Universidade de Coimbra, Coimbra;^(d)Centro de Física Nuclear da Universidade de Lisboa, Lisboa;^(e)Departamento de Física, Universidade do Minho, Braga;^(f)Departamento de Física Teórica y del Cosmos, Universidad de Granada, Granada (Spain);^(g)Dep Física and CEFITEC of Faculdade de Ciências e Tecnologia, Universidade Nova de Lisboa, Caparica; Portugal.
- ¹³⁸Institute of Physics, Academy of Sciences of the Czech Republic, Prague; Czech Republic.
- ¹³⁹Czech Technical University in Prague, Prague; Czech Republic.

- ¹⁴⁰Charles University, Faculty of Mathematics and Physics, Prague; Czech Republic.
- ¹⁴¹Particle Physics Department, Rutherford Appleton Laboratory, Didcot; United Kingdom.
- ¹⁴²IRFU, CEA, Université Paris-Saclay, Gif-sur-Yvette; France.
- ¹⁴³Santa Cruz Institute for Particle Physics, University of California Santa Cruz, Santa Cruz CA; United States of America.
- ¹⁴⁴(^a)Departamento de Física, Pontificia Universidad Católica de Chile, Santiago; (^b)Departamento de Física, Universidad Técnica Federico Santa María, Valparaíso; Chile.
- ¹⁴⁵Department of Physics, University of Washington, Seattle WA; United States of America.
- ¹⁴⁶Department of Physics and Astronomy, University of Sheffield, Sheffield; United Kingdom.
- ¹⁴⁷Department of Physics, Shinshu University, Nagano; Japan.
- ¹⁴⁸Department Physik, Universität Siegen, Siegen; Germany.
- ¹⁴⁹Department of Physics, Simon Fraser University, Burnaby BC; Canada.
- ¹⁵⁰SLAC National Accelerator Laboratory, Stanford CA; United States of America.
- ¹⁵¹Physics Department, Royal Institute of Technology, Stockholm; Sweden.
- ¹⁵²Departments of Physics and Astronomy, Stony Brook University, Stony Brook NY; United States of America.
- ¹⁵³Department of Physics and Astronomy, University of Sussex, Brighton; United Kingdom.
- ¹⁵⁴School of Physics, University of Sydney, Sydney; Australia.
- ¹⁵⁵Institute of Physics, Academia Sinica, Taipei; Taiwan.
- ¹⁵⁶(^a)E. Andronikashvili Institute of Physics, Iv. Javakhishvili Tbilisi State University, Tbilisi; (^b)High Energy Physics Institute, Tbilisi State University, Tbilisi; Georgia.
- ¹⁵⁷Department of Physics, Technion, Israel Institute of Technology, Haifa; Israel.
- ¹⁵⁸Raymond and Beverly Sackler School of Physics and Astronomy, Tel Aviv University, Tel Aviv; Israel.
- ¹⁵⁹Department of Physics, Aristotle University of Thessaloniki, Thessaloniki; Greece.
- ¹⁶⁰International Center for Elementary Particle Physics and Department of Physics, University of Tokyo, Tokyo; Japan.
- ¹⁶¹Graduate School of Science and Technology, Tokyo Metropolitan University, Tokyo; Japan.
- ¹⁶²Department of Physics, Tokyo Institute of Technology, Tokyo; Japan.
- ¹⁶³Tomsk State University, Tomsk; Russia.
- ¹⁶⁴Department of Physics, University of Toronto, Toronto ON; Canada.
- ¹⁶⁵(^a)TRIUMF, Vancouver BC; (^b)Department of Physics and Astronomy, York University, Toronto ON; Canada.
- ¹⁶⁶Division of Physics and Tomonaga Center for the History of the Universe, Faculty of Pure and Applied Sciences, University of Tsukuba, Tsukuba; Japan.
- ¹⁶⁷Department of Physics and Astronomy, Tufts University, Medford MA; United States of America.
- ¹⁶⁸Department of Physics and Astronomy, University of California Irvine, Irvine CA; United States of America.
- ¹⁶⁹Department of Physics and Astronomy, University of Uppsala, Uppsala; Sweden.
- ¹⁷⁰Department of Physics, University of Illinois, Urbana IL; United States of America.
- ¹⁷¹Instituto de Física Corpuscular (IFIC), Centro Mixto Universidad de Valencia - CSIC, Valencia; Spain.
- ¹⁷²Department of Physics, University of British Columbia, Vancouver BC; Canada.
- ¹⁷³Department of Physics and Astronomy, University of Victoria, Victoria BC; Canada.
- ¹⁷⁴Fakultät für Physik und Astronomie, Julius-Maximilians-Universität Würzburg, Würzburg; Germany.
- ¹⁷⁵Department of Physics, University of Warwick, Coventry; United Kingdom.
- ¹⁷⁶Waseda University, Tokyo; Japan.

- ¹⁷⁷Department of Particle Physics, Weizmann Institute of Science, Rehovot; Israel.
- ¹⁷⁸Department of Physics, University of Wisconsin, Madison WI; United States of America.
- ¹⁷⁹Fakultät für Mathematik und Naturwissenschaften, Fachgruppe Physik, Bergische Universität Wuppertal, Wuppertal; Germany.
- ¹⁸⁰Department of Physics, Yale University, New Haven CT; United States of America.
- ¹⁸¹Yerevan Physics Institute, Yerevan; Armenia.
- ^a Also at Department of Physics, University of Malaya, Kuala Lumpur; Malaysia.
- ^b Also at Academia Sinica Grid Computing, Institute of Physics, Academia Sinica, Taipei; Taiwan.
- ^c Also at Borough of Manhattan Community College, City University of New York, NY; United States of America.
- ^d Also at Centre for High Performance Computing, CSIR Campus, Rosebank, Cape Town; South Africa.
- ^e Also at CERN, Geneva; Switzerland.
- ^f Also at CPPM, Aix-Marseille Université, CNRS/IN2P3, Marseille; France.
- ^g Also at Département de Physique Nucléaire et Corpusculaire, Université de Genève, Genève; Switzerland.
- ^h Also at Departament de Física de la Universitat Autònoma de Barcelona, Barcelona; Spain.
- ⁱ Also at Departamento de Física Teórica y del Cosmos, Universidad de Granada, Granada (Spain); Spain.
- ^j Also at Departamento de Física, Instituto Superior Técnico, Universidade de Lisboa, Lisboa; Portugal.
- ^k Also at Department of Applied Physics and Astronomy, University of Sharjah, Sharjah; United Arab Emirates.
- ^l Also at Department of Financial and Management Engineering, University of the Aegean, Chios; Greece.
- ^m Also at Department of Physics and Astronomy, University of Louisville, Louisville, KY; United States of America.
- ⁿ Also at Department of Physics, California State University, Fresno CA; United States of America.
- ^o Also at Department of Physics, California State University, Sacramento CA; United States of America.
- ^p Also at Department of Physics, King's College London, London; United Kingdom.
- ^q Also at Department of Physics, Nanjing University, Nanjing; China.
- ^r Also at Department of Physics, St. Petersburg State Polytechnical University, St. Petersburg; Russia.
- ^s Also at Department of Physics, Stanford University; United States of America.
- ^t Also at Department of Physics, University of Fribourg, Fribourg; Switzerland.
- ^u Also at Department of Physics, University of Michigan, Ann Arbor MI; United States of America.
- ^v Also at Dipartimento di Fisica E. Fermi, Università di Pisa, Pisa; Italy.
- ^w Also at Giresun University, Faculty of Engineering, Giresun; Turkey.
- ^x Also at Graduate School of Science, Osaka University, Osaka; Japan.
- ^y Also at Horia Hulubei National Institute of Physics and Nuclear Engineering, Bucharest; Romania.
- ^z Also at II. Physikalisches Institut, Georg-August-Universität Göttingen, Göttingen; Germany.
- ^{aa} Also at Institutio Catalana de Recerca i Estudis Avancats, ICREA, Barcelona; Spain.
- ^{ab} Also at Institut de Física d'Altes Energies (IFAE), Barcelona Institute of Science and Technology, Barcelona; Spain.
- ^{ac} Also at Institut für Experimentalphysik, Universität Hamburg, Hamburg; Germany.
- ^{ad} Also at Institute for Mathematics, Astrophysics and Particle Physics, Radboud University Nijmegen/Nikhef, Nijmegen; Netherlands.
- ^{ae} Also at Institute for Particle and Nuclear Physics, Wigner Research Centre for Physics, Budapest; Hungary.
- ^{af} Also at Institute of Frontier and Interdisciplinary Science and Key Laboratory of Particle Physics and

Particle Irradiation (MOE), Shandong University, Qingdao; China.

^{ag} Also at Institute of Particle Physics (IPP); Canada.

^{ah} Also at Institute of Physics, Academia Sinica, Taipei; Taiwan.

^{ai} Also at Institute of Physics, Azerbaijan Academy of Sciences, Baku; Azerbaijan.

^{aj} Also at Institute of Theoretical Physics, Ilia State University, Tbilisi; Georgia.

^{ak} Also at Instituto de Física Teórica de la Universidad Autónoma de Madrid; Spain.

^{al} Also at International School for Advanced Studies (SISSA), Trieste; Italy.

^{am} Also at LAL, Université Paris-Sud, CNRS/IN2P3, Université Paris-Saclay, Orsay; France.

^{an} Also at Louisiana Tech University, Ruston LA; United States of America.

^{ao} Also at LPNHE, Sorbonne Université, Paris Diderot Sorbonne Paris Cité, CNRS/IN2P3, Paris; France.

^{ap} Also at Manhattan College, New York NY; United States of America.

^{aq} Also at Moscow Institute of Physics and Technology State University, Dolgoprudny; Russia.

^{ar} Also at National Research Nuclear University MEPhI, Moscow; Russia.

^{as} Also at Novosibirsk State University, Novosibirsk; Russia.

^{at} Also at O Chadai Academic Production, Ochanomizu University, Tokyo; Japan.

^{au} Also at Physikalisches Institut, Albert-Ludwigs-Universität Freiburg, Freiburg; Germany.

^{av} Also at School of Physics, Sun Yat-sen University, Guangzhou; China.

^{aw} Also at The City College of New York, New York NY; United States of America.

^{ax} Also at The Collaborative Innovation Center of Quantum Matter (CICQM), Beijing; China.

^{ay} Also at Tomsk State University, Tomsk, and Moscow Institute of Physics and Technology State University, Dolgoprudny; Russia.

^{az} Also at TRIUMF, Vancouver BC; Canada.

^{ba} Also at Università di Napoli Parthenope, Napoli; Italy.

* Deceased