

Results for ϕ_2 from Belle

Pit Vanhoefer
Max-Planck-Institut für Physik
Föhringer Ring 6
München 80805 GERMANY

We present a summary of measurements sensitive to the CKM angle ϕ_2 , performed by the Belle experiment using the final data sample of 772×10^6 $B\bar{B}$ pairs produced at the $\Upsilon(4S)$ resonance at the KEK asymmetric e^+e^- collider. We discuss CP asymmetries from the decay $B \rightarrow \pi^+\pi^-$ and briefly mention a preliminary measurement of the branching fraction of $B \rightarrow \pi^0\pi^0$ decays. Furthermore the measurement of the branching fraction of $B^0 \rightarrow \rho^0\rho^0$ decays and fraction of longitudinal polarization in this decay is presented. We use the results to constrain ϕ_2 with isospin analyses in the $B \rightarrow \pi\pi$ and $B \rightarrow \rho\rho$ systems.

PRESENTED AT

CKM2014, the 8th International Workshop on the CKM
Unitarity Triangle
Vienna, Austria

1 Introduction

One major precision test of the Standard Model (SM) is to validate the Cabibbo-Kobayashi-Maskawa (CKM) mechanism for violation of the combined charge-parity (CP) symmetry [1, 2]. This is one of the main purposes of the Belle experiment at KEK which has significantly contributed to proving the CKM scheme and constraining the unitarity triangle for B decays to its current precision. Any deviation from unitarity would be a clear hint for physics beyond the SM. These proceedings give a summary of the experimental status of measurements of the CKM angle ϕ_2 defined from the CKM matrix elements as $\phi_2 \equiv \arg(-V_{td}V_{tb}^*)/(V_{ud}V_{ub}^*)$.

The CKM angles can be determined by measuring the time-dependent asymmetry between B^0 and \bar{B}^0 decays into a common CP eigenstate [3]. In the decay sequence, $\Upsilon(4S) \rightarrow B_{CP}B_{\text{Tag}} \rightarrow f_{CP}f_{\text{Tag}}$, where one of the B mesons decays into a CP eigenstate f_{CP} at a time t_{CP} and the other decays into a flavour specific final state f_{Tag} at a time t_{Tag} , the time-dependent decay rate is given by

$$P(\Delta t, q) = \frac{e^{-|\Delta t|/\tau_{B^0}}}{4\tau_{B^0}} \left[1 + q(A_{CP} \cos \Delta m_d \Delta t + S_{CP} \sin \Delta m_d \Delta t) \right], \quad (1)$$

where $\Delta t \equiv t_{CP} - t_{\text{Tag}}$ is the lifetime difference between the two B mesons, Δm_d is the mass difference between the mass eigenstates B_H and B_L and $q = +1(-1)$ for $B_{\text{Tag}} = B^0(\bar{B}^0)$. The CP asymmetry is given by

$$\frac{N(\bar{B} \rightarrow f_{CP}) - N(B \rightarrow f_{CP})}{N(\bar{B} \rightarrow f_{CP}) + N(B \rightarrow f_{CP})}, \quad (2)$$

where $N(B(\bar{B}) \rightarrow f_{CP})$ is the number of events of a $B(\bar{B})$ decaying to f_{CP} , the asymmetry can be time-dependent. The parameters A_{CP} and S_{CP} describe direct and mixing-induced CP violation, respectively*. All measurements presented here are based on Belle's final data set of 772×10^6 $B\bar{B}$ pairs.

2 The CKM Angle ϕ_2

Decays proceeding via $b \rightarrow u\bar{u}d$ quark transitions such as $B^0 \rightarrow \pi\pi, \rho\pi, \rho\rho$ and $a_1(1260)\pi$, are directly sensitive to ϕ_2 . At tree level we expect $A_{CP} = 0$ and $S_{CP} = \sin 2\phi_2$. Possible penguin contributions can give rise of direct CP violation, $A_{CP} \neq 0$ and also pollute the measurement of ϕ_2 , $S_{CP} = \sqrt{1 - A_{CP}^2} \sin(2\phi_2^{eff})$ where the observed $\phi_2^{eff} \equiv \phi_2 - \Delta\phi_2$ is shifted by $\Delta\phi_2$ due to different weak and strong phases from additional non-leading contributions. Despite this, it is possible to determine

*There exists an alternate notation where $C_{CP} = -A_{CP}$.

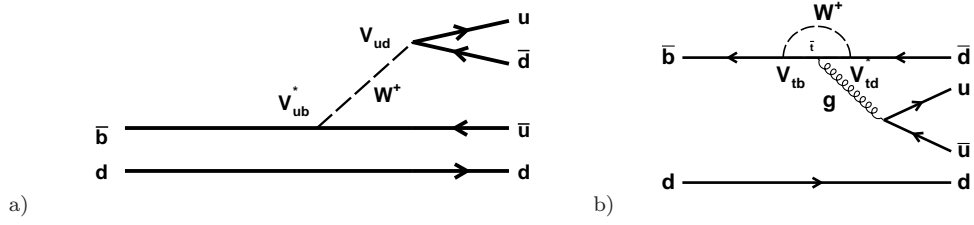


Figure 1: a) leading order and b) penguin feynman diagrams for $b \rightarrow u\bar{d}$ transitions.

$\Delta\phi_2$ in $B^0 \rightarrow h^+h^-$ with an $SU(2)$ isospin analysis by considering the set of three $B \rightarrow hh$ decays where the h s are either two pions or two longitudinally polarized ρ s, related via isospin symmetry [4]. The $B \rightarrow hh$ amplitudes obey the triangle relations,

$$A_{+0} = \frac{1}{\sqrt{2}}A_{+-} + A_{00}, \quad \bar{A}_{-0} = \frac{1}{\sqrt{2}}\bar{A}_{+-} + \bar{A}_{00}. \quad (3)$$

Isospin arguments demonstrate that $B^+ \rightarrow h^+h^0$ is a pure first-order mode in the limit of neglecting electroweak penguins, thus these triangles share the same base, $A_{+0} = \bar{A}_{-0}$, see Fig. 2 for an illustration. $\Delta\phi_2$ can then be determined from the difference between the two triangles. This method has an inherent 8-fold discrete ambiguity in the determination of ϕ_2 .

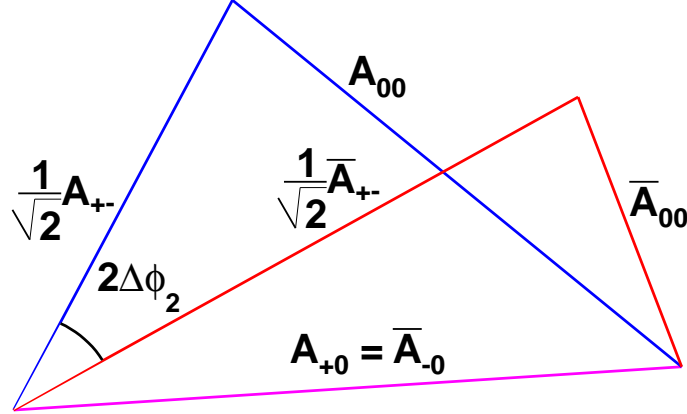


Figure 2: A sketch of the isospin triangle.

3 The Decay $B^0 \rightarrow \pi^+\pi^-$

A seven-dimensional extended maximum likelihood fit to the difference of the energy of the reconstructed B meson to the beam-energy (ΔE), the beam-energy constraint

B mass (M_{bc}), two likelihoods for each charged track to be a Kaon assuming a π^\pm mass hypothesis ($L_{K/\pi}^\pm$), a event shape-dependent fisher discriminant ($\mathcal{F}_{B\bar{B}/q\bar{q}}$) which separates $B\bar{B}$ (spherical) from $q\bar{q}$ (two-jet like) events, the life-time difference of B_{CP} and B_{tag} (Δt) and the flavor of B_{tag} (q), with $q = +1(-1)$ for $B_{tag} = B^0(\bar{B}^0)$ was performed to simultaneously obtain the yields and CP asymmetries of $B \rightarrow h^+h^-$ ($h = K, \pi$) decays [5]. The measurement of the CP parameters in $B^0 \rightarrow \pi^+\pi^-$ decays yield $\mathcal{S}_{CP} = -0.636 \pm 0.082$ (stat) ± 0.027 (syst) and $\mathcal{A}_{CP} = 0.328 \pm 0.061$ (stat) ± 0.027 (syst). The M_{bc} and Δt distributions are shown in Fig. 3. Belle excludes the range $\phi_2 \notin [23.8^\circ, 66.8^\circ]$ at the 1σ level by performing an isospin analysis to remove the penguin contribution, see Fig. 4 a). The amount of direct CP violation was found to be smaller compared to the previous measurement at Belle [6]. The previous result was confirmed with the previous data set of $535 \times 10^6 B\bar{B}$ pairs. While there was already good agreement in previous measurements of \mathcal{S}_{CP} , the drop in \mathcal{A}_{CP} leads to a better agreement with other experiments [7, 8]. This is currently the most precise measurement of CP violation in $B^0 \rightarrow \pi^+\pi^-$ decays.

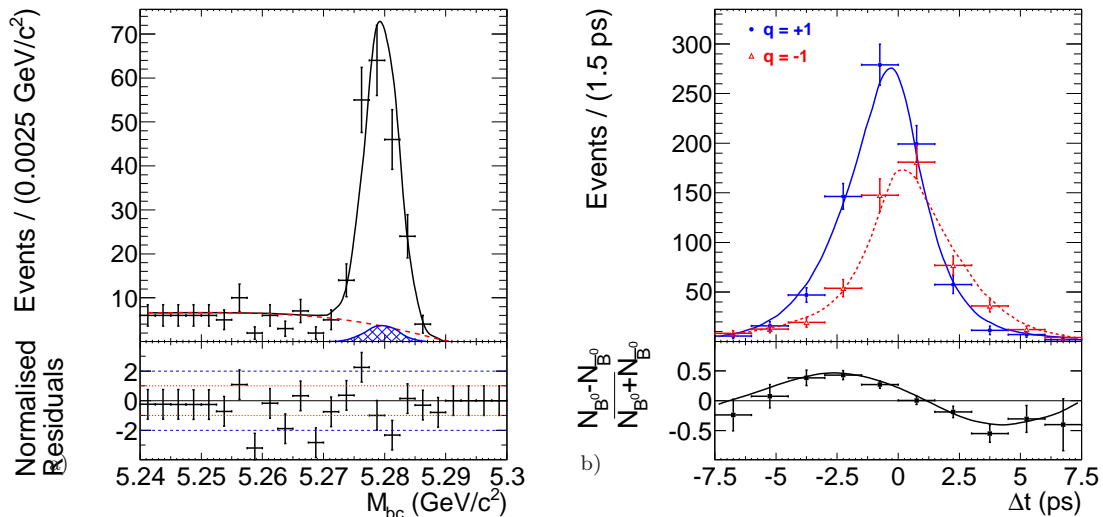


Figure 3: a) M_{bc} distribution and b) Δt distribution for each flavour tag and the fit result on top. b) also shows the resulting CP asymmetry for $B^0 \rightarrow \pi^+\pi^-$. Mixing-induced CP violation can be clearly seen in the asymmetry plots and the height difference in the Δt projection indicates direct CP violation.

4 The Decay $B^0 \rightarrow \pi^0\pi^0$

We only report on this mode briefly as it is discussed in detail in another presentation (M.Seviou, WG V). This decay is reconstructed from four γ s making this measure-

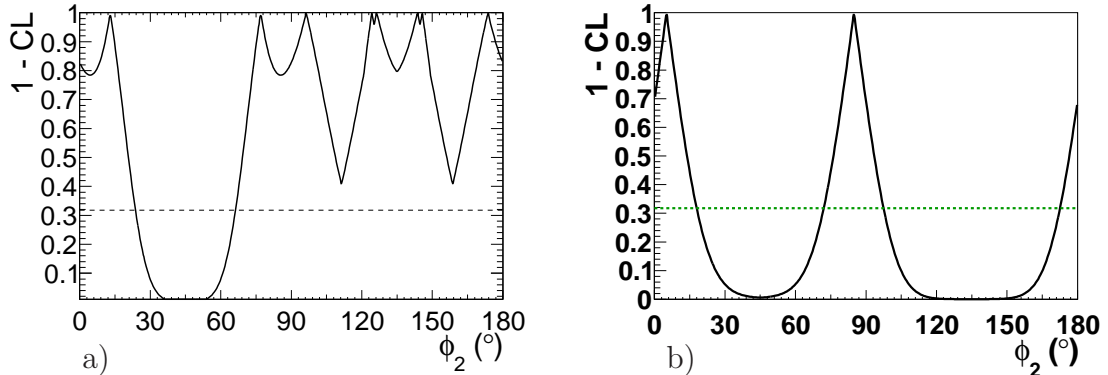


Figure 4: Scans of ϕ_2 from an isospin analysis in the a) $B \rightarrow \pi\pi$ and b) $B \rightarrow \rho\rho$ system, the dashed line corresponds to the one σ level.

ment experimentally quite challenging. A fit to ΔE , M_{bc} and $\mathcal{F}_{B\bar{B}/q\bar{q}}$ is performed and a preliminary branching fraction of $\mathcal{B}(B \rightarrow \pi^0\pi^0) = (0.9 \pm 0.12 \text{ stat} \pm 0.10 \text{ syst})$ is obtained. It is planned to supersede this measurement with one including a measurement of direct CP violation in this mode. For next generation B factories photon conversion makes vertexing possible and allows to perform a measurement of the time-dependent CP asymmetries.

5 The Decay $B^0 \rightarrow \rho^0\rho^0$

Having a decay into two vector particles, an angular analysis has to be performed in order to separate the pure CP -even states with longitudinal polarization from the transverse polarized mixture of CP -even and odd states for the isospin analysis. The presence of multiple, largely unknown backgrounds with the same four charged pions final state as $B^0 \rightarrow \rho^0\rho^0$ make this decay quite difficult to isolate and interference between the various 4π modes needs to be considered. Similar as for $B^0 \rightarrow \rho^+\rho^-$ decays [9, 10, 11], the decay $B \rightarrow \rho\rho$ is naively expected to be polarized dominantly longitudinally. However, color-suppressed B decays into light vectors are especially difficult to predict as the transverse polarized amplitude is not calculable [12]. Besides updating to the full data set, two helicity angles $\cos\Theta_H^{1,2}$, one for each ρ^0 , are added to the fit. The angles, defined in the helicity basis, are powerful in separating the different backgrounds and allow one to measure the fraction f_L of longitudinal polarization. Belle obtains $\mathcal{B}(B^0 \rightarrow \rho^0\rho^0) = (1.02 \pm 0.30 \text{ (stat)} \pm 0.15 \text{ (syst)}) \times 10^{-6}$ with a fraction of longitudinal polarization, $f_L = 0.21_{-0.22}^{+0.18} \text{ (stat)} \pm 0.15 \text{ (syst)}$ [13]. Signal enhanced distributions onto ΔE , $m(\pi^+\pi^-)$ and one of the helicity angles, each with the fit result on top, are shown in Fig. 5. Since this mode is found to decay dominantly into trans-

versely polarized ρ^0 s, a measurement of the CP asymmetries has not been performed. However, the size of the amplitude of the decays into longitudinally polarized ρ^0 s from this measurement has been used in an isospin analysis together with other Belle measurements [10, 11, 14] (longitudinal polarization only). The resulting constraint most consistent with other measurements of the CKM triangle is $\phi_2 = (84.9 \pm 13.5)^\circ$. The relatively small amplitude of $B^0 \rightarrow \rho^0 \rho^0$ makes the isospin analysis in the $B \rightarrow \rho\rho$ less ambiguous. Fig. 4 b) shows ϕ_2 scan from the isospin analysis. Comparing these results with the ones obtained by BaBar, we find good agreement in the branching fraction of $B^0 \rightarrow \rho^0 \rho^0$ decays, while there is a 2.1σ discrepancy in the fraction of longitudinal polarization. BaBar finds $f_L = 0.75^{+0.11}_{-0.14}$ (stat) ± 0.04 (syst) [15]. This measurement is still statistically (and systematically) limited, hence further studies with more statistics would be very interesting and hopefully will solve this tensions.

6 Summary

We have presented recent measurements from Belle sensitive to the CKM phase ϕ_2 using the full data set. Measurements of the CP asymmetries in $B \rightarrow \pi^+ \pi^-$ and the branching fraction of $B \rightarrow \rho^0 \rho^0$, together with fraction of longitudinal polarized ρ^0 s in this decay were presented. The data are used to constrain ϕ_2 with an $SU(2)$ isospin analysis for each isospin triplet. The current world averages of ϕ_2 as computed by the CKMfitter [16] (including the results presented) and UTfit [17] collaborations are $\phi_2 = (88.5^{+4.7}_{-4.4})^\circ$ and $\phi_2 = (89.1 \pm 3.0)^\circ$, respectively. Furthermore we presented a preliminary update of the branching fraction of $B^0 \rightarrow \pi^0 \pi^0$ decays. With BelleII being built and LHCb operating, the next generation of B physics experiments are expected to further reduce the uncertainty of the CKM observables, e.g. the uncertainty of ϕ_2 is expected to be reduced to $\sim 1^\circ$ [18].

References

- [1] N. Cabibbo, Phys. Rev. Lett. **10**, 531 (1963).
- [2] M. Kobayashi and T. Maskawa, Prog. Theor. Phys. **49**, 652 (1973).
- [3] I. Bigi and A. Sanda, *CP Violation*, Cambridge University Press, Cambridge (2009).
- [4] M. Gronau and D. London, Phys. Rev. Lett. **65**, 3381 (1990).
- [5] J.Dalseno *et al.* (Belle Collab.), Phys. Rev. D **88**, 092003 (2013).
- [6] H. Ishino *et al.* (Belle Collab.), Phys. Rev. Lett. **98**, 211801 (2007).

- [7] J. P. Lees *et al.* (BaBar Collab.), arXiv:1206.3525v1 [hep-ex].
- [8] R. Aaij *et al.* (LHCb Collab.) JHEP 1310 **183** (2013).
- [9] B. Aubert *et al.* (BaBar Collab.), Phys. Rev. D **76**, 052007 (2007).
- [10] A. Somov *et al.* (Belle Collab.), Phys. Rev. Lett. **96**, 171801 (2006).
- [11] A. Somov *et al.* (Belle Collab.), Phys. Rev. D **76**, 011104 (2007).
- [12] M. Beneke, J. Rohrer and D. Yang, Nucl. Phys. B **774**, 64-101 (2007).
- [13] P.Vanhoefer *et al.* (Belle Collab.), Phys. Rev. D **89**, 072008 (2014).
- [14] J. Zhang *et al.* (Belle Collab.), Phys. Rev. L **91**, 221801 (2006).
- [15] B. Aubert *et al.* (BaBar Collab.), Phys. Rev. D **78**, 071104 (2008).
- [16] <http://ckmfitter.in2p3.fr>
- [17] <http://www.utfit.org>
- [18] T. Aushev *et al.*, arXiv:1002.5012 (2010).

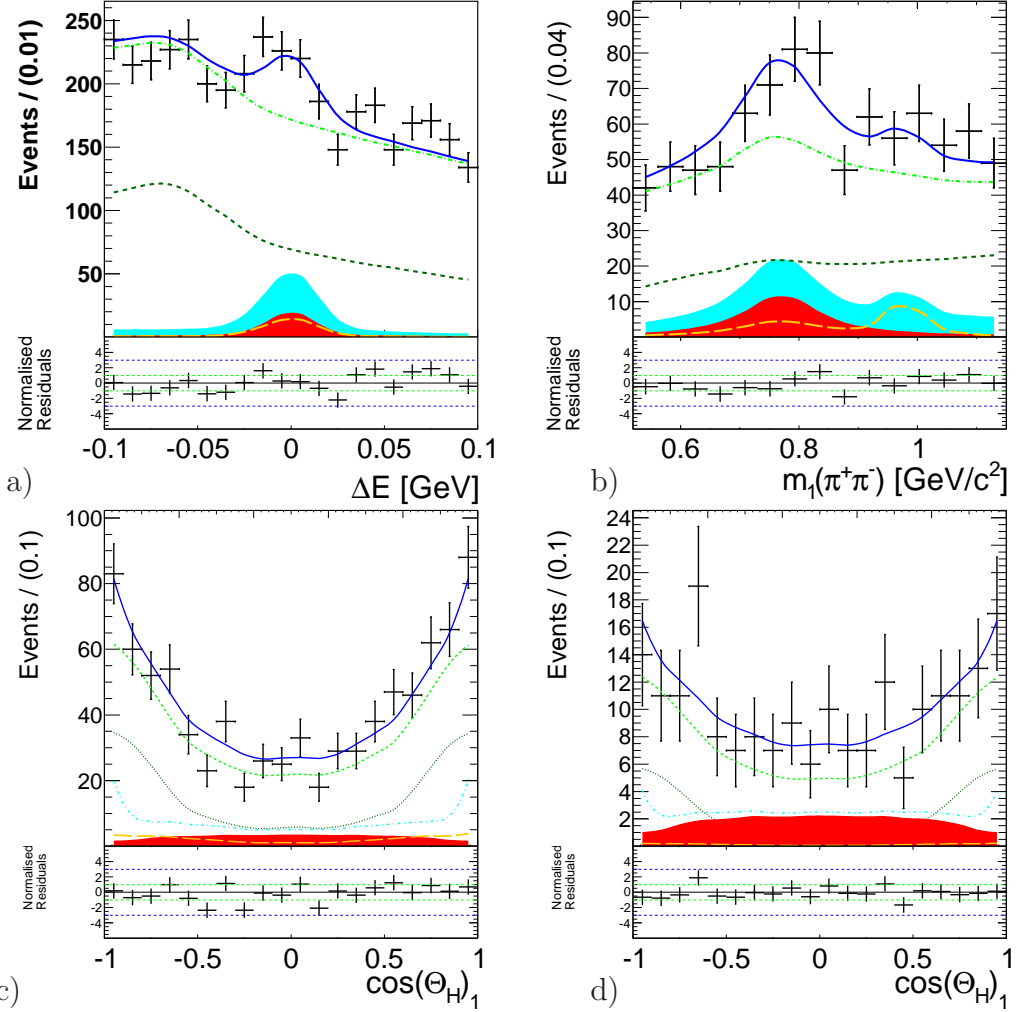


Figure 5: Signal enhanced distributions of a) ΔE , b) $m(\pi^+\pi^-)$ and c,d) $\cos \Theta_H$ with the fit result on top. d) shows a distribution where the contributions from the remaining four-pion final states are reduced by a tight cut on the $m(\pi^+\pi^-)$ - $m(\pi^+\pi^-)$ distribution, demonstrating the necessity of a transversely polarized component. The shaded red area and the long dashed orange histogram are the $B^0 \rightarrow \rho^0 \rho^0$ and $f_0 \rho^0$ contributions, respectively. Furthermore, all four pion final states are shown in dashed cyan, the entire $(B\bar{B})$ background in dashed green (dark green) and the full PDF in blue.