

Measurement of CP violating asymmetries in $B^0 \rightarrow K^+ K^- K_S^0$ decays with a time-dependent Dalitz approach

Y. Nakahama,⁴⁴ K. Sumisawa,⁷ H. Aihara,⁴⁴ K. Arinstein,^{1,32} T. Aushev,^{18,11} T. Aziz,³⁹ A. M. Bakich,³⁸ V. Balagura,¹¹ K. Belous,¹⁰ V. Bhardwaj,³⁴ M. Bischofberger,²⁴ A. Bondar,^{1,32} G. Bonvicini,⁴⁸ A. Bozek,²⁸ M. Bračko,^{20,12} T. E. Browder,⁶ P. Chang,²⁷ Y. Chao,²⁷ A. Chen,²⁵ P. Chen,²⁷ B. G. Cheon,⁵ C.-C. Chiang,²⁷ I.-S. Cho,⁴⁹ Y. Choi,³⁷ J. Dalseno,^{21,40} A. Das,³⁹ Z. Doležal,² Z. Drásal,² A. Drutskoy,⁴ S. Eidelman,^{1,32} P. Goldenzweig,⁴ B. Golob,^{19,12} J. Haba,⁷ K. Hara,²³ K. Hayasaka,²³ M. Hazumi,⁷ T. Higuchi,⁷ Y. Horii,⁴³ Y. Hoshi,⁴² W.-S. Hou,²⁷ Y. B. Hsiung,²⁷ H. J. Hyun,¹⁷ T. Iijima,²³ K. Inami,²³ R. Itoh,⁷ M. Iwabuchi,⁴⁹ M. Iwasaki,⁴⁴ Y. Iwasaki,⁷ T. Julius,²² J. H. Kang,⁴⁹ P. Kapusta,²⁸ N. Katayama,⁷ H. Kawai,³ T. Kawasaki,³⁰ H. Kichimi,⁷ H. J. Kim,¹⁷ J. H. Kim,¹⁵ M. J. Kim,¹⁷ B. R. Ko,¹⁶ P. Kodyš,² S. Korpar,^{20,12} P. Križan,^{19,12} P. Krokovny,⁷ T. Kuhr,¹⁴ T. Kumita,⁴⁵ S.-H. Kyeong,⁴⁹ M. J. Lee,³⁶ S.-H. Lee,¹⁶ Y. Liu,²⁷ R. Louvot,¹⁸ A. Matyja,²⁸ S. McOnie,³⁸ K. Miyabayashi,²⁴ H. Miyata,³⁰ Y. Miyazaki,²³ G. B. Mohanty,³⁹ E. Nakano,³³ M. Nakao,⁷ H. Nakazawa,²⁵ S. Neubauer,¹⁴ S. Nishida,⁷ K. Nishimura,⁶ O. Nitoh,⁴⁶ T. Nozaki,⁷ S. Ogawa,⁴¹ T. Ohshima,²³ S. L. Olsen,^{36,6} W. Ostrowicz,²⁸ H. Ozaki,⁷ C. W. Park,³⁷ H. Park,¹⁷ H. K. Park,¹⁷ R. Pestotnik,¹² M. Petrič,¹² L. E. Piilonen,⁴⁷ M. Prim,¹⁴ H. Sahoo,⁶ Y. Sakai,⁷ O. Schneider,¹⁸ C. Schwanda,⁹ A. J. Schwartz,⁴ K. Senyo,²³ M. E. Sevier,²² M. Shapkin,¹⁰ C. P. Shen,⁶ J.-G. Shiu,²⁷ B. Shwartz,^{1,32} P. Smerkol,¹² E. Solovieva,¹¹ S. Stanič,³¹ M. Starič,¹² T. Sumiyoshi,⁴⁵ Y. Teramoto,³³ K. Trabelsi,⁷ S. Uehara,⁷ T. Uglov,¹¹ Y. Unno,⁵ S. Uno,⁷ Y. Ushiroda,⁷ G. Varner,⁶ K. E. Varvell,³⁸ K. Vervink,¹⁸ C. H. Wang,²⁶ P. Wang,⁸ X. L. Wang,⁸ Y. Watanabe,¹³ R. Wedd,²² E. Won,¹⁶ Y. Yamashita,²⁹ Y. Yusa,⁴⁷ D. Zander,¹⁴ Z. P. Zhang,³⁵ V. Zhilich,^{1,32} P. Zhou,⁴⁸ T. Zivko,¹² and A. Zupanc¹⁴

(The Belle Collaboration)

¹*Budker Institute of Nuclear Physics, Novosibirsk*

²*Faculty of Mathematics and Physics, Charles University, Prague*

³*Chiba University, Chiba*

⁴*University of Cincinnati, Cincinnati, Ohio 45221*

⁵*Hanyang University, Seoul*

⁶*University of Hawaii, Honolulu, Hawaii 96822*

⁷*High Energy Accelerator Research Organization (KEK), Tsukuba*

⁸*Institute of High Energy Physics, Chinese Academy of Sciences, Beijing*

⁹*Institute of High Energy Physics, Vienna*

¹⁰*Institute of High Energy Physics, Protvino*

¹¹*Institute for Theoretical and Experimental Physics, Moscow*

¹²*J. Stefan Institute, Ljubljana*

¹³*Kanagawa University, Yokohama*

¹⁴*Institut für Experimentelle Kernphysik, Karlsruher Institut für Technologie, Karlsruhe*

¹⁵*Korea Institute of Science and Technology Information, Daejeon*

¹⁶*Korea University, Seoul*

¹⁷*Kyungpook National University, Taegu*

¹⁸*École Polytechnique Fédérale de Lausanne (EPFL), Lausanne*

¹⁹*Faculty of Mathematics and Physics, University of Ljubljana, Ljubljana*

²⁰*University of Maribor, Maribor*

²¹*Max-Planck-Institut für Physik, München*

²²*University of Melbourne, School of Physics, Victoria 3010*

²³*Nagoya University, Nagoya*

²⁴*Nara Women's University, Nara*

²⁵*National Central University, Chung-li*

²⁶*National United University, Miao Li*

²⁷*Department of Physics, National Taiwan University, Taipei*

²⁸*H. Niewodniczanski Institute of Nuclear Physics, Krakow*

²⁹*Nippon Dental University, Niigata*

³⁰*Niigata University, Niigata*

³¹*University of Nova Gorica, Nova Gorica*

³²*Novosibirsk State University, Novosibirsk*

- ³³Osaka City University, Osaka
³⁴Panjab University, Chandigarh
³⁵University of Science and Technology of China, Hefei
³⁶Seoul National University, Seoul
³⁷Sungkyunkwan University, Suwon
³⁸School of Physics, University of Sydney, NSW 2006
³⁹Tata Institute of Fundamental Research, Mumbai
⁴⁰Excellence Cluster Universe, Technische Universität München, Garching
⁴¹Toho University, Funabashi
⁴²Tohoku Gakuin University, Tagajo
⁴³Tohoku University, Sendai
⁴⁴Department of Physics, University of Tokyo, Tokyo
⁴⁵Tokyo Metropolitan University, Tokyo
⁴⁶Tokyo University of Agriculture and Technology, Tokyo
⁴⁷IPNAS, Virginia Polytechnic Institute and State University, Blacksburg, Virginia 24061
⁴⁸Wayne State University, Detroit, Michigan 48202
⁴⁹Yonsei University, Seoul

We report a measurement of CP violating asymmetries in $B^0(\overline{B}^0) \rightarrow K^+K^-K_S^0$ decays with a time-dependent Dalitz approach. This analysis is based on a data sample of 657×10^6 $B\overline{B}$ pairs accumulated at the $\Upsilon(4S)$ resonance with the Belle detector at the KEKB asymmetric-energy e^+e^- collider. As the result of an unbinned maximum likelihood fit to the selected candidates, the mixing-induced and direct CP violation parameters, ϕ_1^{eff} and \mathcal{A}_{CP} are obtained for $B^0 \rightarrow \phi(1020)K_S^0$, $B^0 \rightarrow f_0(980)K_S^0$ and other $B^0 \rightarrow K^+K^-K_S^0$ decays. We find four solutions that describe the data. There are

$$\begin{aligned}\phi_1^{\text{eff}}(B^0 \rightarrow \phi(1020)K_S^0) &= (32.2 \pm 9.0 \pm 2.6 \pm 1.4)^\circ; \\ \phi_1^{\text{eff}}(B^0 \rightarrow \phi(1020)K_S^0) &= (26.2 \pm 8.8 \pm 2.7 \pm 1.2)^\circ; \\ \phi_1^{\text{eff}}(B^0 \rightarrow \phi(1020)K_S^0) &= (27.3 \pm 8.6 \pm 2.8 \pm 1.3)^\circ \text{ and} \\ \phi_1^{\text{eff}}(B^0 \rightarrow \phi(1020)K_S^0) &= (24.3 \pm 8.0 \pm 2.9 \pm 5.2)^\circ.\end{aligned}$$

The values for the CP violating phase in $B^0 \rightarrow \phi(1020)K_S^0$ are similar but other properties of the Dalitz plot are quite different for the four solutions. These four solutions have consistent ϕ_1^{eff} values for all three B meson decay channels and none of them deviates significantly from the values measured in $B \rightarrow (c\bar{c})K^0$ decays with the currently available statistics. In addition, we find no significant direct CP violation.

PACS numbers: 12.15.Hh, 13.25.Hw

CP violation in the quark sector is described in the standard model (SM) by the Kobayashi-Maskawa (KM) theory [1]. In this theory, the existence of a single irreducible phase gives rise to CP violating asymmetries in the time-dependent rates of B^0 and \overline{B}^0 decays into a common CP eigenstate [2]. Specifically, for neutral B meson decays dominated by $b \rightarrow c\bar{c}s$ transitions such as $B^0(\overline{B}^0) \rightarrow J/\psi K^0$, we can measure CP violating quantities that determine the ϕ_1 [3] angle of the Unitarity Triangle. The measurements have been performed by Belle [4] and BaBar [5] collaborations, and provide a precise reference value for ϕ_1 because of the very small theoretical uncertainty.

Recently, measurements of time-dependent CP violation of $b \rightarrow s$ penguin-mediated B decays have become interesting because these decay modes proceed via loop diagrams and are, therefore, expected to be sensitive probes of the physics beyond the SM. In these decay modes, searches for new physics effects are carried out by investigating deviations of CP violating parameters from those determined by $b \rightarrow c\bar{c}s$ processes [6].

Among these B^0 decays, $B^0 \rightarrow K^+K^-K_S^0$ is one of the most promising modes because of its very small Cabibbo-suppressed tree diagram contribution. Previous Belle measurements of the CP violating asymmetries have been performed separately in the K^+K^- mass region around the $\phi(1020)$ mass [7] and at higher K^+K^- masses [8], while neglecting interference between intermediate states. It is, however, expected that the sensitivity to CP violating parameters would improve in a measurement using the time-dependent Dalitz plot distribution because of the correct treatment of interferences between various resonant and nonresonant $B^0 \rightarrow K^+K^-K_S^0$ processes.

In the decay chain $\Upsilon(4S) \rightarrow B^0\overline{B}^0 \rightarrow (K^+K^-K_S^0)f_{\text{tag}}$, where one of the B mesons decays at time t_{rec} to the final state $K^+K^-K_S^0$ and the other decays at time t_{tag} to a final state f_{tag} that distinguishes between B^0 and \overline{B}^0 , the

TABLE I: Summary of the contributions in the signal model. Here L is the orbital angular momentum. All fixed parameters are taken from Ref. [13] except for those of the $f_0(980)$ [14] and f_X [15].

Resonances	Fixed parameters (MeV)	Resonance shape	L
$f_0(980)$	$M = 965 \pm 10$ $g_\pi = 165 \pm 18$ $g_K = (4.21 \pm 0.33)g_\pi$	Flatté	0
$\phi(1020)$	$M = 1019.455 \pm 0.020$ $\Gamma = 4.26 \pm 0.04$	RBW	1
f_X	$M = 1524 \pm 14$ $\Gamma = 136 \pm 23$	RBW	0
χ_{c0}	$M = 3414.75 \pm 0.31$ $\Gamma = 10.4 \pm 0.7$	RBW	0
$(K^+K^-)_{\text{NR}}$	no fixed parameters	$e^{-\alpha s_0}$	
$(K^+K_S^0)_{\text{NR}}$	no fixed parameters	$e^{-\alpha s_+}$	
$(K^-K_S^0)_{\text{NR}}$	no fixed parameters	$e^{-\alpha s_-}$	

decay rate has a time dependence given by

$$|A_{\text{sig}}(\Delta t, q)|^2 = \frac{e^{-|\Delta t|/\tau_{B^0}}}{4\tau_{B^0}} \left[(|A|^2 + |\bar{A}|^2) - q(|A|^2 - |\bar{A}|^2) \cos(\Delta m_d \Delta t) + 2q\mathcal{I}m(\bar{A}A^*) \sin(\Delta m_d \Delta t) \right], \quad (1)$$

where τ_{B^0} is the neutral B meson lifetime, Δm_d is the mass difference between the two neutral B mass eigenstates, $\Delta t = t_{\text{rec}} - t_{\text{tag}}$, $A(\bar{A})$ is the total amplitude of $B^0(\bar{B}^0) \rightarrow K^+K^-K_S^0$, and the b -flavor charge $q = +1$ (-1) when the tagged B meson is a $B^0(\bar{B}^0)$. The Dalitz plot variables s_+ , s_- , and s_0 are defined as $s_\pm \equiv (p_\pm + p_0)^2$, and $s_0 \equiv (p_+ + p_-)^2$, where p_+ , p_- , and p_0 are the four-momenta of the K^+ , K^- , and K_S^0 , respectively. These variables satisfy $s_+ + s_- + s_0 = m_{B^0}^2 + 2m_{K^+}^2 + m_{K_S^0}^2$ by energy-momentum conservation. In the isobar approximation [9], the total amplitude for $B^0(\bar{B}^0) \rightarrow K^+K^-K_S^0$ is given by the sum of the decay channels with that final state,

$$A(s_+, s_-) = \sum_i a'_i F_i(s_+, s_-), \quad \bar{A}(s_-, s_+) = \sum_i \bar{a}'_i \bar{F}_i(s_-, s_+), \quad (2)$$

where $a'_i \equiv a_i e^{ib_i}$ is a complex coefficient describing the relative magnitude and phase for the i -th decay channel, including the weak phase dependence. The Dalitz-dependent amplitudes, $F_i(s_+, s_-)$, contain only strong dynamics and, thus, $F_i(s_+, s_-) = \bar{F}_i(s_-, s_+)$. The amplitudes of the contributions considered in the $B^0 \rightarrow K^+K^-K_S^0$ decay are summarized in Table I. We use the same formalism as references [10, 11]. We utilize Flatté [12] and relativistic Breit Wigner (RBW) [13] lineshapes to describe the resonances.

In the Dalitz-dependent amplitudes, A (Eq. 2), we choose a convention in which the $B^0\bar{B}^0$ mixing phase (q/p) is absorbed into the \bar{B}^0 decay amplitude, \bar{a}'_i . These complex coefficients, a'_i and \bar{a}'_i , can be redefined as

$$a'_i \equiv a_i(1 + c_i)e^{i(b_i + d_i)}, \quad \bar{a}'_i \equiv a_i(1 - c_i)e^{i(b_i - d_i)}, \quad (3)$$

in which case a resonance, i , has a direct CP violating asymmetry given by

$$\mathcal{A}_{CP}(i) \equiv \frac{|\bar{a}'_i|^2 - |a'_i|^2}{|\bar{a}'_i|^2 + |a'_i|^2} = \frac{-2c_i}{1 + c_i^2}, \quad (4)$$

where the c_i 's are restricted by definition to lie between -1 and 1 .

For cases where the contribution i is a CP eigenstate, the mixing-induced CP violating parameter, $\phi_1^{\text{eff}}(i)$, equals the fitted parameter d_i ,

$$\phi_1^{\text{eff}}(i) \equiv \frac{\arg(a'_i \bar{a}'_i^*)}{2} = d_i, \quad (5)$$

and is related to the mixing-induced CP violating asymmetry as

$$-\eta_i \mathcal{S}(i) \equiv \frac{-2\text{Im}(\bar{a}'_i a'^*_i)}{|\bar{a}'_i|^2 + |a'_i|^2} = \frac{1 - c_i^2}{1 + c_i^2} \sin 2\phi_1^{\text{eff}}(i), \quad (6)$$

where η_i is the CP eigenvalue of the final state. Note that $\mathcal{A}_{CP}(i)$ and $\mathcal{S}(i)$ are restricted by these definitions to lie in the physical region.

This time-dependent Dalitz measurement of CP violating parameters in $B^0 \rightarrow K^+K^-K_S^0$ decays is based on a large data sample that contains 657×10^6 $B\bar{B}$ pairs, collected with the Belle detector at the KEKB asymmetric-energy e^+e^- (3.5 on 8 GeV) collider [16] operating at the $\Upsilon(4S)$ resonance. The $\Upsilon(4S)$ is produced with a Lorentz boost factor of $\beta\gamma = 0.425$ along the z -axis, which is antiparallel to the positron beam direction. Since the $B\bar{B}$ pairs are produced nearly at rest in the $\Upsilon(4S)$ center-of-mass system (cms), Δt is determined from Δz , the distance between the two B meson decay vertices along the z -direction: $\Delta t \cong \Delta z/c\beta\gamma$, where c is the speed of light.

The Belle detector is a large-solid-angle magnetic spectrometer that consists of a silicon vertex detector (SVD), a 50-layer central drift chamber (CDC), an array of aerogel threshold Cherenkov counters (ACC), a barrel-like arrangement of time-of-flight scintillation counters (TOF), and an electromagnetic calorimeter comprised of CsI(Tl) crystals (ECL) located inside a superconducting solenoid coil that provides a 1.5 T magnetic field. An iron flux-return located outside the coil is instrumented to detect K_L^0 mesons and to identify muons (KLM). The detector is described in detail elsewhere [17]. Two inner detector configurations were used. A 2.0 cm radius beam pipe and a 3-layer silicon vertex detector were used for the first sample of 152×10^6 $B\bar{B}$ pairs, while a 1.5 cm radius beampipe, a 4-layer silicon detector and a small-cell inner drift chamber were used to record the remaining 505×10^6 $B\bar{B}$ pairs [18].

We reconstruct B candidates from an oppositely-charged kaon pair and a K_S^0 candidate. The charged kaons are selected from the charged tracks having their impact parameters consistent with coming from the interaction point (IP). To suppress background from particle misidentification, charged tracks that are positively identified as pions, protons, or electrons are excluded. The particle species are identified by using particle information (PID) from the CDC, ACC, TOF, and ECL systems. We reconstruct K_S^0 candidates from pairs of oppositely charged tracks having invariant mass within 12 MeV/ c^2 of the K_S^0 mass. The direction of the K_S^0 momentum is required to be consistent with the direction of vertex displacement with respect to IP [19].

We combine the K^+K^- pair and K_S^0 to form a neutral B meson. Signal candidates are identified by two kinematic variables defined in the cms: the beam-energy constrained mass $M_{bc} \equiv \sqrt{E_{\text{beam}}^2 - (\vec{p}_B)^2}$ and the energy difference $\Delta E \equiv E_B - E_{\text{beam}}$, where $E_{\text{beam}} = \sqrt{s}/2$ is the cms beam energy, and \vec{p}_B and E_B are the cms three momentum and energy of the reconstructed B meson candidate, respectively. We use candidates in a signal region defined as a 3σ ellipse around the M_{bc} and ΔE mean values: $\frac{(M_{bc} - M_{B^0})^2}{(8 \text{ MeV}/c^2)^2} + \frac{(\Delta E)^2}{(45 \text{ MeV})^2} < 1$, where M_{B^0} is the nominal neutral B meson mass [13]. A larger region in M_{bc} and ΔE , $5.20 \text{ GeV}/c^2 < M_{bc}$ and $-0.30 \text{ GeV} < \Delta E < 0.50 \text{ GeV}$, is used to determine the signal and background fractions. The sideband regions used for the continuum background study are defined as $5.20 \text{ GeV}/c^2 < M_{bc} < 5.26 \text{ GeV}/c^2$ and $-0.10 \text{ GeV} < \Delta E < 0.50 \text{ GeV}$ for the Δt distribution, $5.24 \text{ GeV}/c^2 < M_{bc} < 5.30 \text{ GeV}/c^2$ and $-0.10 \text{ GeV} < \Delta E < 0.10 \text{ GeV}$ excluding the rectangular region of $5.268 \text{ GeV}/c^2 < M_{bc} < 5.30 \text{ GeV}/c^2$ and $-0.05 \text{ GeV} < \Delta E < 0.05 \text{ GeV}$ for the Dalitz distribution.

The dominant source of background is continuum $e^+e^- \rightarrow q\bar{q}$ ($q = u, d, s$, and c) production. To reduce it, we require that $|\cos\theta_{\text{th}}| < 0.8$, where θ_{th} is the angle between the thrust axis of the B candidate and that of the rest of the event. This requirement retains 83% of the signal while 79% of the continuum events are removed. The $B\bar{B}$ background is found to be mostly originating from $b \rightarrow c$ B -decays, which peaks in the signal region with an estimated yield of 60 events: $B^0 \rightarrow D^-[K_S^0 K^-]K^+$ [20] and $B^0 \rightarrow J/\psi K_S^0$ decays. There are also potential backgrounds from $B^0 \rightarrow D_s^-[K_S^0 K^-]K^+$ and $B^0 \rightarrow \bar{D}^0[K^+K^-]K_S^0$. Backgrounds due to $K-\pi$ misidentification are also found. All these peaking background decays are suppressed to a negligible level by applying $\sim 1.5\sigma$ (J/ψ) and $\sim 2.5\sigma$ (other modes) vetoes on the invariant masses; these vetoes are summarized in Table II. For backgrounds that arise from misidentified particles, the invariant masses are recalculated by assuming an alternate mass hypothesis for the charged kaon. The remaining contribution is included in the nominal fit as the $B\bar{B}$ background component. Yields for signal, continuum and $B\bar{B}$ backgrounds as well as PDFs for those are described in more detail later.

We identify the flavor of the accompanying B meson from inclusive properties of particles that are not associated with the reconstructed $B^0 \rightarrow K^+K^-K_S^0$ candidate. The algorithm for flavor tagging is described in detail elsewhere [21]. To represent the tagging information, we use two parameters, q defined in Eq.(1) and r . The parameter r is an event-by-event Monte Carlo (MC) determined flavor-tagging quality factor that ranges from $r = 0$ for no flavor discrimination to $r = 1$ for unambiguous flavor assignment. It is used only for sorting data into seven intervals. The wrong tag fractions for the seven r intervals, w_l ($l = 0, 6$), and the difference in w between B^0 and \bar{B}^0 decays, Δw_l , are determined from data [21]. The vertex position for the $K^+K^-K_S^0$ decay is reconstructed using the charged kaon

TABLE II: Summary of the charm vetoes applied to $B^0 \rightarrow K^+K^-K_S^0$ candidates. The subscript in the vetoed region indicates that an alternate mass hypothesis has been applied to the kaon candidates used to calculate the invariant mass term.

Vetoed mode	Vetoed region
$B^0 \rightarrow D^- [K_S^0 K^-] K^+$	$ M(K_S^0 K^-) - M_{D^-} < 15 \text{ MeV}/c^2$
$B^0 \rightarrow J/\psi [K^+ K^-] K_S^0$	$ M(K^+ K^-) - M_{J/\psi} < 15 \text{ MeV}/c^2$
$B^0 \rightarrow D_s^- [K_S^0 K^-] K^+$	$ M(K_S^0 K^-) - M_{D_s^-} < 15 \text{ MeV}/c^2$
$B^0 \rightarrow \bar{D}^0 [K^+ K^-] K_S^0$	$ M(K^+ K^-) - M_{\bar{D}^0} < 15 \text{ MeV}/c^2$
$B^0 \rightarrow D^- [K_S^0 \pi^-] K^+$	$ M(K_S^0 K^-)_\pi - M_{D^-} < 15 \text{ MeV}/c^2$
$B^0 \rightarrow \bar{D}^0 [K^+ \pi^-] K_S^0$	$ M(K^+ K^-)_\pi - M_{\bar{D}^0} < 15 \text{ MeV}/c^2$

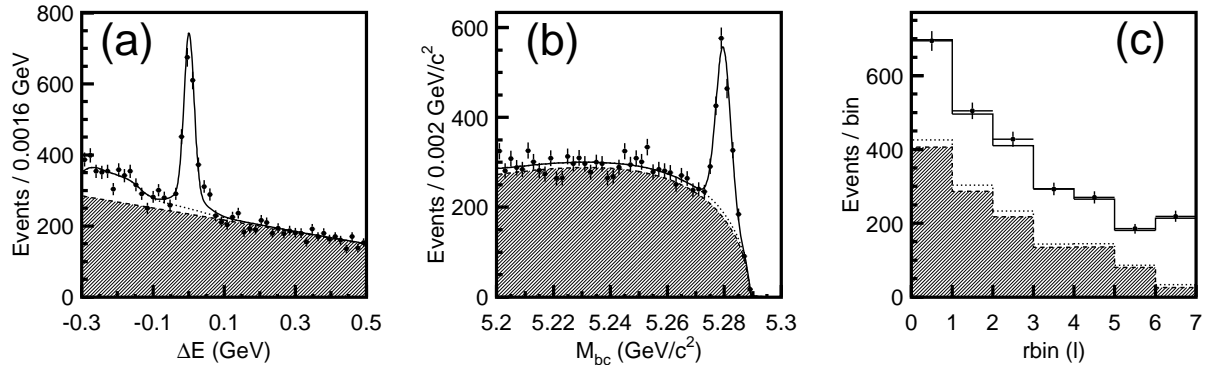


FIG. 1: Signal enhanced total projections of (a) ΔE with $5.272 \text{ GeV}/c^2 < M_{bc} < 5.288 \text{ GeV}/c^2$, (b) M_{bc} with $|\Delta E| < 0.045 \text{ GeV}$ and (c) l in the $(\Delta E, M_{bc})$ signal region for the $B^0 \rightarrow K^+K^-K_S^0$ candidate events. The solid curves show the fit projections, the hatched areas show the continuum background component and the dotted curves show the total background contribution. The points with error bars are the data.

pair and the transverse components of IP. The vertex position of f_{tag} is obtained using tracks that are not assigned to the $K^+K^-K_S^0$ candidate and IP.

We find that 1.5 % of the selected events have more than one $B^0 \rightarrow K^+K^-K_S^0$ candidate. In these events, we choose the B^0 candidate that is formed from the most kaon-like charged kaon candidate and the K_S^0 candidate closest to the nominal K_S^0 mass.

After all the selections are applied, we obtain 98982 candidates in the M_{bc} - ΔE fit region, of which 2333 are in the signal region. We extract the signal yield using a three-dimensional extended unbinned maximum likelihood fit to the distributions of ΔE , M_{bc} and the flavor-tag quality (r) interval, l , for the selected $B^0 \rightarrow K^+K^-K_S^0$ events. For the probability density function (PDF) of the signal component, we use a sum of two Gaussians (a single Gaussian) for the ΔE (M_{bc}) shape. All parameters of the PDFs are free in the fit, except the ratio of the area of the broader Gaussian component to that of the core Gaussian, and the width of the broader Gaussian in ΔE . These additional parameters are fixed from the results of a fit to a $B^0 \rightarrow D^- [K_S^0 \pi^-] \pi^+$ data control sample. For the continuum background component, the ΔE (M_{bc}) shape is modeled by a first-order polynomial (an ARGUS [22]) function, with shape parameters floated in the fit. The $B\bar{B}$ background component is parameterized by two-dimensional binned histograms from MC. In the fit, the total signal, continuum and $B\bar{B}$ background yields are also free parameters. The fit yields 1176 ± 51 signal events in the signal region. The projections of the ΔE , M_{bc} and l distributions for the candidate events are shown in Fig. 1. The average signal, continuum and $B\bar{B}$ fractions in the signal ellipse are calculated to be $\sim 50\%$, $\sim 49\%$ and $\sim 1\%$, respectively. The event-by-event signal probabilities as a function of ΔE , M_{bc} and l obtained with this fit are used in the unbinned maximum likelihood fit with a time-dependent Dalitz approach that is used to extract CP violation parameters.

In a Dalitz plot as a function of (s_+, s_-) , signal and continuum events densely populate the kinematic boundaries with low s_0 , which correspond to the $\phi(1020)$ and $f_0(980)$ resonances. Large variations in a small area of the Dalitz

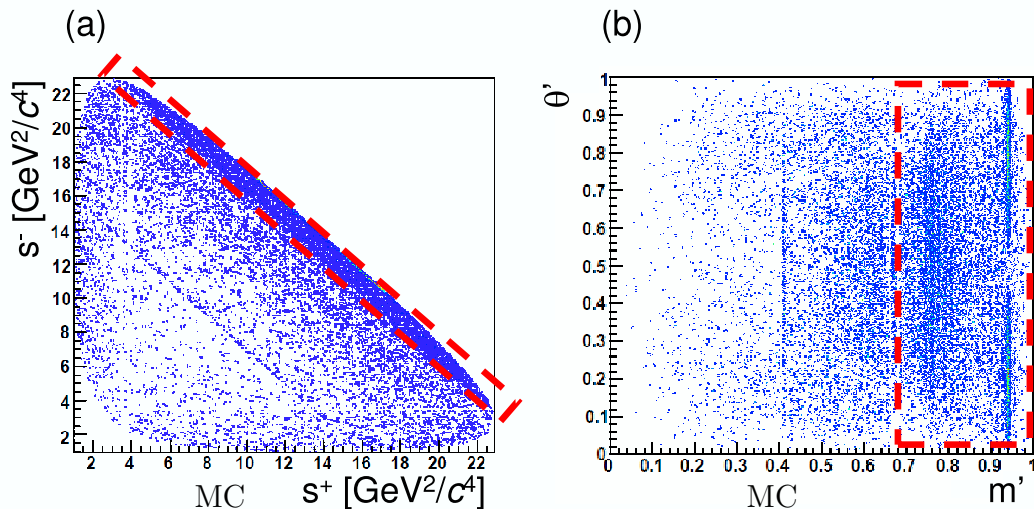


FIG. 2: The Dalitz distribution based on our signal model of GEANT-based signal MC (a) with the normal Dalitz parameterization, s_+ and s_- , and (b) with the square Dalitz parameterization, m' and θ' . The dashed red boxes indicate the regions where most of the signal components and the background are located.

plane make it difficult to use histograms to describe the background. Therefore, we apply the transformation,

$$ds_+ ds_- \rightarrow |\det J| dm' d\theta', \quad (7)$$

where J is the Jacobian of this transformation. The parameters m' and θ' are given by the transformation,

$$m' \equiv \frac{1}{\pi} \arccos \left(2 \frac{m_0 - m_0^{\min}}{m_0^{\max} - m_0^{\min}} - 1 \right), \text{ and} \quad (8)$$

$$\theta' \equiv \frac{1}{\pi} \theta_0, \quad (9)$$

where m_0 is K^+K^- invariant mass, m_0^{\max} and m_0^{\min} are kinematic limits of m_0 , θ_0 is the helicity angle, defined as the angle between the K^- and the K_S^0 in the K^+K^- rest frame. With this transformation, the Dalitz plot turns into a “square Dalitz plot” with a smooth density variation. Figure 2 (a) and (b) show the Dalitz distributions based on our signal model with the usual Dalitz parameterization, s_+ and s_- , the square Dalitz parameterization, m' and θ' , respectively. As can be seen, the highlighted region where most of the signal and background events are located, is magnified in the square Dalitz parameterization. The square Dalitz plot is described in detail elsewhere [10, 23].

The PDF expected for the signal distribution, \mathcal{P}_{sig} , is given by

$$\mathcal{P}_{\text{sig}}(m', \theta', \Delta t, q) = \epsilon(m', \theta') |A_{\text{sig}}(m', \theta', \Delta t, q)|^2 \otimes R_{\text{sig}}, \quad (10)$$

where

$$\begin{aligned} |A_{\text{sig}}(m', \theta', \Delta t, q)|^2 &= |\det J| \frac{e^{-|\Delta t|/\tau_{B^0}}}{4\tau_{B^0}} \left[(1 - q\Delta w_l)(|A|^2 + |\bar{A}|^2) \right. \\ &\quad - q(1 - 2w_l)(|A|^2 - |\bar{A}|^2) \cos(\Delta m_d \Delta t) \\ &\quad \left. + 2q(1 - 2w_l) \mathcal{I}m(\bar{A}A^*) \sin(\Delta m_d \Delta t) \right], \end{aligned} \quad (11)$$

which accounts for CP dilution from the incorrect flavor tagging. This function is convolved with the Δt resolution function R_{sig} [7]; the impact of detector resolution on the Dalitz plot is ignored because the intrinsic widths of the dominant resonances are larger than the mass resolution. We determine the variations of the signal detection efficiency across the Dalitz plane due to detector acceptance, $\epsilon(m', \theta')$, by using a large MC sample.

The PDF for continuum background is

$$\mathcal{P}_{q\bar{q}}(m', \theta', \Delta t, q) = \frac{1 + q\mathcal{A}_{q\bar{q}}(\theta')}{2} H_{q\bar{q}}(m', \theta') P_{q\bar{q}}(\Delta t), \quad (12)$$

where $H_{q\bar{q}}$, $\mathcal{A}_{q\bar{q}}$, and $P_{q\bar{q}}(\Delta t)$ are the Dalitz distribution PDF, the Dalitz-plot-dependent flavor asymmetry and the Δt PDF, respectively. The function $P_{q\bar{q}}$ is modeled as a sum of exponential and prompt components, and is convolved with a double Gaussian that represents the resolution. All parameters of $P_{q\bar{q}}$ are determined by a fit to the Δt distribution in the sideband region that is defined above. The Dalitz distribution PDF, $H_{q\bar{q}}$, is a two-dimensional binned histogram PDF. To determine the PDF, we use the sideband region around the signal region with a less restrictive requirement, $|\cos\theta_{\text{th}}| < 0.92$, to increase statistics. We have checked that the Dalitz distribution for this sideband region is similar to that for the signal region, using a MC sample. There is a flavor asymmetry $\mathcal{A}_{q\bar{q}}$ due to the jet-like topology of continuum because a high momentum $K^+(K^-)$ in f_{rec} is accompanied by a high momentum $K^-(K^+)$ in f_{tag} ; to account for this, we extract the Dalitz plot asymmetry using almost the same region as the region used in $H_{q\bar{q}}$ extraction: since we find no correlation between θ' and M_{bc} , we enlarge the lower limit of the sideband region in this fit from 5.24 GeV/ c^2 to 5.2 GeV/ c^2 in M_{bc} .

Using high-statistics MC sample, we find no CP violating asymmetry in the background coming from charmless and charmed B decays. Therefore, the PDFs for B^+B^- and $B^0\bar{B}^0$ backgrounds are given by

$$\mathcal{P}_{B^+B^-}(m', \theta', \Delta t) = H_{B^+B^-}(m', \theta') |A_{B^+B^-}(\Delta t)|^2 \otimes R_{B^+B^-}, \quad (13)$$

$$\mathcal{P}_{B^0\bar{B}^0}(m', \theta', \Delta t) = H_{B^0\bar{B}^0}(m', \theta') |A_{B^0\bar{B}^0}(\Delta t)|^2 \otimes R_{B^0\bar{B}^0}, \quad (14)$$

respectively. Dalitz distribution PDFs as well as $H_{B^+B^-(B^0\bar{B}^0)}$, are modeled with two-dimensional histograms from MC. The Δt PDF for both models, $|A_{B^+B^-(B^0\bar{B}^0)}|^2$, are described by exponential functions with effective lifetimes while $R_{B^+B^-(B^0\bar{B}^0)}$ are the Δt resolution functions. The effective lifetimes are obtained from fits to the MC sample.

To account for a small fraction of events with large Δt values not yet described by either signal or background PDFs, an outlier PDF is introduced, $\mathcal{P}_{ol} = H_{ol}G(\Delta t)$, where G is a Gaussian and H_{ol} is the two-dimensional binned histogram PDF of the Dalitz plot of data itself.

For the j -th event, the following likelihood function is evaluated:

$$P_j(m', \theta', \Delta t, q; \Delta E, M_{\text{bc}}, l) = (1 - f_{ol}) \left[\sum_k f_k(\Delta E, M_{\text{bc}}, l) \mathcal{P}_k(m', \theta', \Delta t, q) \right] + f_{ol} \mathcal{P}_{ol}(m', \theta', \Delta t) \quad (15)$$

where k runs over a total of four components including signal and backgrounds. The probability of each component (f_j) is calculated using the result of the ΔE - M_{bc} - l fit on an event-by-event basis.

As there is only sensitivity to the relative amplitudes and phases between decay modes, we fix $a_{(K^+K^-)_{\text{NR}}} = 60$ and $b_{(K^+K^-)_{\text{NR}}} = 0^\circ$. In addition, f_X and non-resonant contributions are combined and have a single common CP violating parameters. The combined component is referred to as ‘‘others’’ throughout this paper. The parameters $d_{\chi_{c0}}$ and $c_{\chi_{c0}}$ are fixed to the world average $b \rightarrow c\bar{c}s$ values of 21.5° and 0, respectively. We determine 19 parameters of the Dalitz plot and CP asymmetries by maximizing the likelihood function $\mathcal{L} = \prod_j P_j$, where the product is over all events.

We find four preferred solutions with consistent CP parameters but significantly different amplitudes for $f_0(980)K_S^0$ and $f_X K_S^0$. The fitted results are summarized in Table III. These are obtained by performing a large number of fits with random input parameters. For each resonance, i , the relative fractions can be calculated as

$$f_i = \frac{(|a_i|^2 + |\bar{a}_i|^2) \int F_i(s_+, s_-) F_i^*(s_+, s_-) ds_+ ds_-}{\int (|A|^2 + |\bar{A}|^2) ds_+ ds_-}, \quad (16)$$

where the sum of fractions over all decay channels may not be 100% due to interference. Table IV summarizes the relative fractions for all solutions.

By translating the fit results using Eqs. 4 and 5, we determine the time-dependent CP violating parameters of $B^0 \rightarrow f_0(980)K_S^0$ and $B^0 \rightarrow \phi(1020)K_S^0$ decays and other B^0 decays with the $K^+K^-K_S^0$ final state. Table V summarizes the CP violating parameters for all solutions.

In Table IV, $f_{\phi(1020)K_S^0}$ is similar for all four solutions but $f_{f_0(980)K_S^0}$ and $f_{f_X K_S^0}$ are significantly different. These four solutions are due to interference between the $f_0(980)$ and non-resonant component, and interference between the f_X and non-resonant component, and are characterized by different relative fractions for $f_0(980)$ and f_X . In order to distinguish these solutions with the current statistics, we use external information from $B^0 \rightarrow \pi^+\pi^-K_S^0$ and the property that $f_0(980)$ decays to either $\pi^+\pi^-$ or K^+K^- . We calculate the branching fraction, $\mathcal{B}(B^0 \rightarrow f_0(980)[\pi^+\pi^-]K_S^0)$, based on the branching fraction of $B^0 \rightarrow \pi^+\pi^-K_S^0$ and the relative fraction of $f_0(980)K_S^0$ in the $B^0 \rightarrow \pi^+\pi^-K_S^0$ decay [24]. Similarly, we can calculate the branching fraction, $\mathcal{B}(B^0 \rightarrow f_0(980)[K^+K^-]K_S^0)$ from Table IV. The fraction, $f_{f_0(980) \rightarrow \pi\pi} = \frac{\mathcal{B}(f_0(980) \rightarrow \pi\pi)}{\mathcal{B}(f_0(980) \rightarrow \pi\pi) + \mathcal{B}(f_0(980) \rightarrow K^+K^-)}$, is calculated to be 0.47 ± 0.10 for Solution 1

TABLE III: Time-dependent Dalitz plot fit results for the four solutions with statistical errors. The phases, b_i and d_i , and α are given in degrees and $\text{GeV}^{-2}c^4$, respectively.

Parameter	Solution 1	Solution 2	Solution 3	Solution 4
$a_{f_0(980)}$	$29.3^{+2.6}_{-2.7}$	$53.0^{+7.3}_{-19.9}$	$31.8^{+3.0}_{-3.5}$	$64.1^{+7.0}_{-5.8}$
$a_{\phi(1020)}$	$0.53^{+0.07}_{-0.06}$	$0.67^{+0.10}_{-0.23}$	$0.56^{+0.06}_{-0.06}$	$0.71^{+0.13}_{-0.10}$
a_{f_X}	5.2 ± 0.8	$7.0^{+1.2}_{-2.5}$	$15.6^{+1.5}_{-1.4}$	$23.9^{+3.9}_{-3.1}$
$a_{\chi_{c0}}$	$2.03^{+0.31}_{-0.28}$	$2.53^{+0.46}_{-0.89}$	$2.16^{+0.29}_{-0.28}$	$2.89^{+0.56}_{-0.45}$
$a_{(K_S^0 K^+)_{\text{NR}}}$	$6.5^{+8.2}_{-6.7}$	$20.8^{+9.0}_{-7.6}$	$10.3^{+7.5}_{-6.2}$	$24.3^{+6.8}_{-6.2}$
$a_{(K_S^0 K^-)_{\text{NR}}}$	$25.9^{+4.9}_{-4.3}$	$40.2^{+7.1}_{-6.4}$	$29.7^{+6.4}_{-5.4}$	$21.7^{+5.9}_{-6.0}$
$b_{f_0(980)}$	$-16.0^{+10.0}_{-13.2}$	$83.4^{+8.8}_{-7.3}$	$-1.8^{+10.0}_{-13.5}$	$109.3^{+10.5}_{-8.2}$
$b_{\phi(1020)}$	$-34.5^{+14.0}_{-14.5}$	$108.7^{+15.8}_{-15.5}$	$-7.0^{+14.1}_{-14.5}$	$149.2^{+17.5}_{-16.6}$
b_{f_X}	$-32.6^{+8.3}_{-8.9}$	$-106.0^{+12.9}_{-13.8}$	$92.1^{+8.7}_{-8.2}$	$35.7^{+6.9}_{-5.9}$
$b_{\chi_{c0}}$	$-28.0^{+22.5}_{-26.6}$	$-36.2^{+25.0}_{-28.3}$	$-35.7^{+25.3}_{-27.8}$	$45.96^{+22.4}_{-30.2}$
$b_{(K_S^0 K^+)_{\text{NR}}}$	$126.5^{+39.7}_{-82.7}$	$113.6^{+13.6}_{-16.2}$	$113.5^{+19.0}_{-31.4}$	$98.8^{+23.0}_{-21.8}$
$b_{(K_S^0 K^-)_{\text{NR}}}$	$-123.5^{+13.4}_{-11.4}$	$-143.5^{+8.3}_{-7.6}$	$-141.2^{+9.8}_{-8.8}$	$23.7^{+22.2}_{-24.6}$
$c_{f_0(980)}$	$0.16^{+0.16}_{-0.15}$	$0.10^{+0.08}_{-0.07}$	-0.01 ± 0.11	0.09 ± 0.07
$c_{\phi(1020)}$	-0.02 ± 0.10	-0.04 ± 0.09	0.01 ± 0.10	-0.10 ± 0.09
c_{others}	0.07 ± 0.06	0.03 ± 0.08	$0.01^{+0.04}_{-0.05}$	$-0.02^{+0.05}_{-0.06}$
$d_{f_0(980)}$	$31.3^{+9.0}_{-8.5}$	$26.1^{+7.0}_{-6.6}$	$25.6^{+7.6}_{-7.2}$	$26.3^{+5.7}_{-5.4}$
$d_{\phi(1020)}$	$32.2^{+9.0}_{-8.4}$	$26.2^{+8.8}_{-8.4}$	$27.3^{+8.6}_{-8.0}$	$24.3^{+8.0}_{-7.7}$
d_{others}	$24.9^{+6.4}_{-6.0}$	$29.8^{+6.6}_{-6.4}$	$26.2^{+5.9}_{-5.4}$	$23.8^{+5.5}_{-5.1}$
α	$0.12^{+0.03}_{-0.04}$	0.06 ± 0.04	0.10 ± 0.04	0.18 ± 0.03
$-2 \log \mathcal{L}$	10201.7	10198.6	10204.5	10208.9

TABLE IV: Summary of the relative fractions (%), the errors are statistical only.

Parameter	Solution 1	Solution 2	Solution 3	Solution 4
$f_{f_0(980)K_S^0}$	26.0 ± 7.4	54.0 ± 9.6	26.4 ± 7.8	68.1 ± 12.3
$f_{\phi(1020)K_S^0}$	14.2 ± 1.2	14.5 ± 1.2	14.2 ± 1.2	14.4 ± 1.2
$f_{f_X K_S^0}$	5.10 ± 1.39	5.89 ± 1.86	39.6 ± 2.6	59.0 ± 3.0
$f_{\chi_{c0} K_S^0}$	3.73 ± 0.74	3.71 ± 0.73	3.68 ± 0.73	4.15 ± 0.79
$f_{(K^+ K^-)_{\text{NR}} K_S^0}$	138.4 ± 44.8	175.0 ± 52.6	157.4 ± 29.5	48.1 ± 11.7
$f_{(K_S^0 K^+)_{\text{NR}} K^-}$	1.65 ± 4.17	21.0 ± 17.3	4.63 ± 6.76	7.87 ± 4.78
$f_{(K_S^0 K^-)_{\text{NR}} K^+}$	26.0 ± 12.9	78.0 ± 36.2	38.6 ± 18.1	6.27 ± 3.81
F_{tot}	215.2 ± 47.5	352.0 ± 66.8	284.5 ± 36.3	207.9 ± 18.4

and 0.30 ± 0.07 for Solution 2. The value of $f_{f_0(980) \rightarrow \pi\pi}$ is also determined by the BES Collaboration, which uses the same parameterization for the $f_0(980)$, to be 0.75 ± 0.12 [14]. Therefore, the solutions with a low $f_0(980)K_S^0$ fraction (Solution 1 and 3) are preferred. It is likely that the f_X described in this analysis and the $B^0 \rightarrow \pi^+ \pi^- K_S^0$ analysis [24], is the same state, $f_0(1500)$. If this is the case, the ratio, $\frac{\mathcal{B}(f_0(1500) \rightarrow \pi\pi)}{\mathcal{B}(f_0(1500) \rightarrow KK)}$, is calculated to be 1.0 ± 0.7 for Solution 1 and 0.13 ± 0.09 for Solution 3. As the world average of this ratio is 4.1 ± 2.5 [13], the solutions with a low $f_X K_S^0$ fraction (Solution 1 and 2) are preferred. Table VI summarizes these values for each solution. Altogether, we conclude that Solution 1 is preferred from all currently available external measurements. The mass projections onto (a) $M(K_S^0 K^+)$, (b) $M(K_S^0 K^-)$ and (c) $M(K^+ K^-)$ distributions for Solution 1 are shown in Fig. 3, and (a) Δt distribution and (b) raw asymmetry in the $\phi(1020)K_S^0$ region are shown in Fig. 4. The full correlation matrix is given in Tables VII and VIII. Likelihood scans of ϕ_1^{eff} for all four solutions are obtained by fixing ϕ_1^{eff} and redoing the fit. We also perform scans that include the systematic and model errors by convolving the likelihood with a Gaussian with the width set to the quadratic sum of the systematic and mode uncertainties. These are shown in Figs. 5, 6.

The sources of systematic uncertainties and their contributions are summarized in Table IX. The systematic errors in the vertex reconstruction include uncertainties in the IP constraint, charged track selection based on track helix errors, vertex reconstruction quality, Δt requirement, tracking error corrections, Δz bias, and imperfect SVD

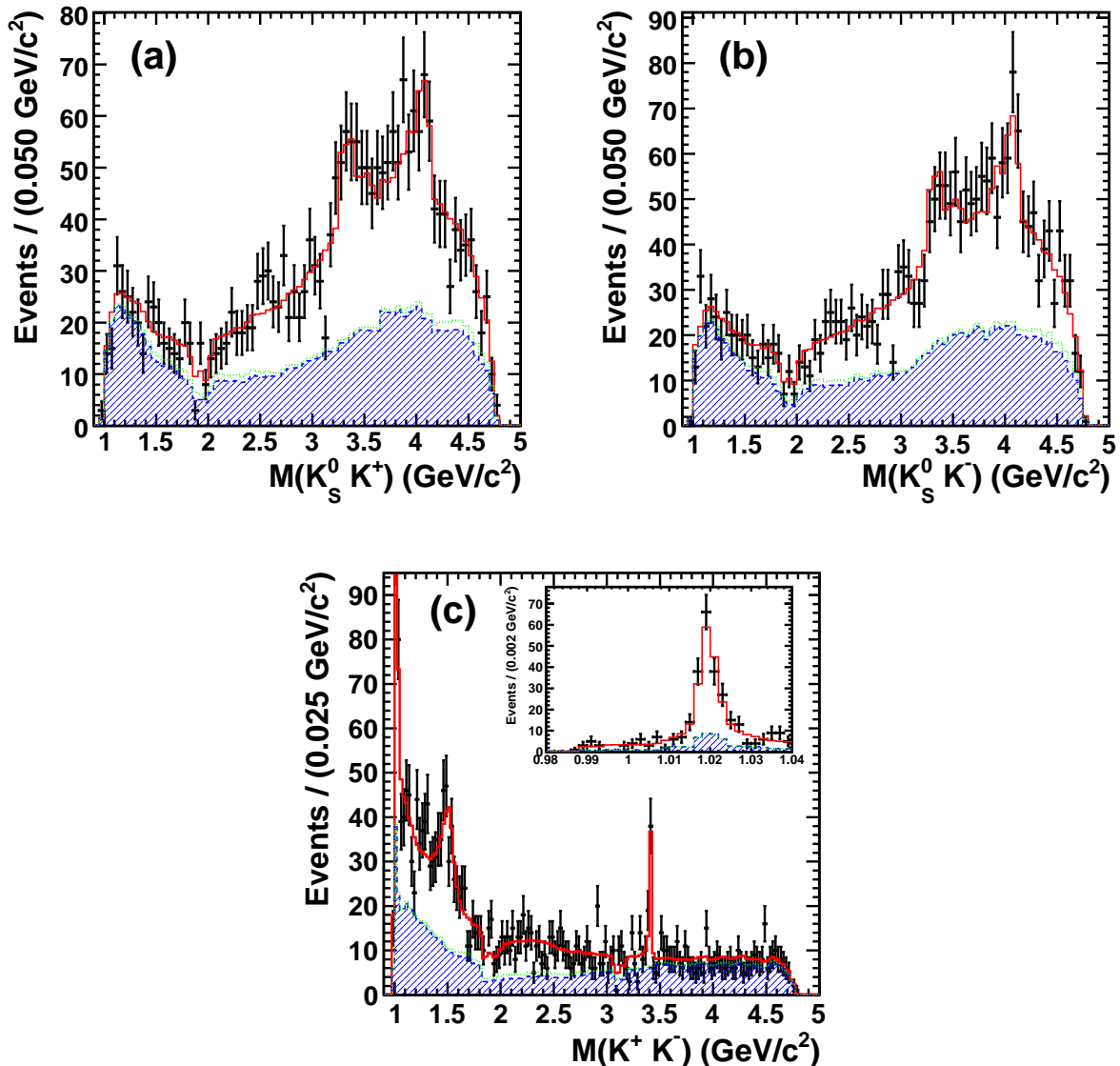


FIG. 3: The mass projections onto (a) $M(K_S^0 K^+)$, (b) $M(K_S^0 K^-)$ and (c) $M(K^+ K^-)$ distributions (the inset shows the projection near the $\phi(1020)$ resonance) for the $B^0 \rightarrow K^+ K^- K_S^0$ candidate events in the signal region, using Solution 1. In (a-c), the red solid curves show the fit projections while the blue hatched areas and the green dashed curves show the $q\bar{q}$ and total background components, respectively. The points with error bars are the data.

using a different parameterization [27]. We also include a possible contribution from the spin 2 $f_2(1270)$ resonance in the signal model. The differences in the fit results from these alternate Dalitz plot parameterizations were summed in quadrature. The total systematic uncertainty is obtained by summing all of the above contributions in quadrature.

In summary, for the first time in Belle we perform a measurement of the CP violating asymmetries in $B^0(\bar{B}^0) \rightarrow K^+ K^- K_S^0$ decays with the time-dependent Dalitz approach. There are four solutions that describe the data well. These give similar values for the CP violating phase in the $b \rightarrow s$ penguin mode, $B^0 \rightarrow \phi(1020)K_S^0$,

$$\begin{aligned}
 \phi_1^{\text{eff}}(B^0 \rightarrow \phi(1020)K_S^0) &= (32.2 \pm 9.0 \pm 2.6 \pm 1.4)^\circ; \\
 \phi_1^{\text{eff}}(B^0 \rightarrow \phi(1020)K_S^0) &= (26.2 \pm 8.8 \pm 2.7 \pm 1.2)^\circ; \\
 \phi_1^{\text{eff}}(B^0 \rightarrow \phi(1020)K_S^0) &= (27.3 \pm 8.6 \pm 2.8 \pm 1.3)^\circ \text{ and} \\
 \phi_1^{\text{eff}}(B^0 \rightarrow \phi(1020)K_S^0) &= (24.3 \pm 8.0 \pm 2.9 \pm 5.2)^\circ.
 \end{aligned}$$

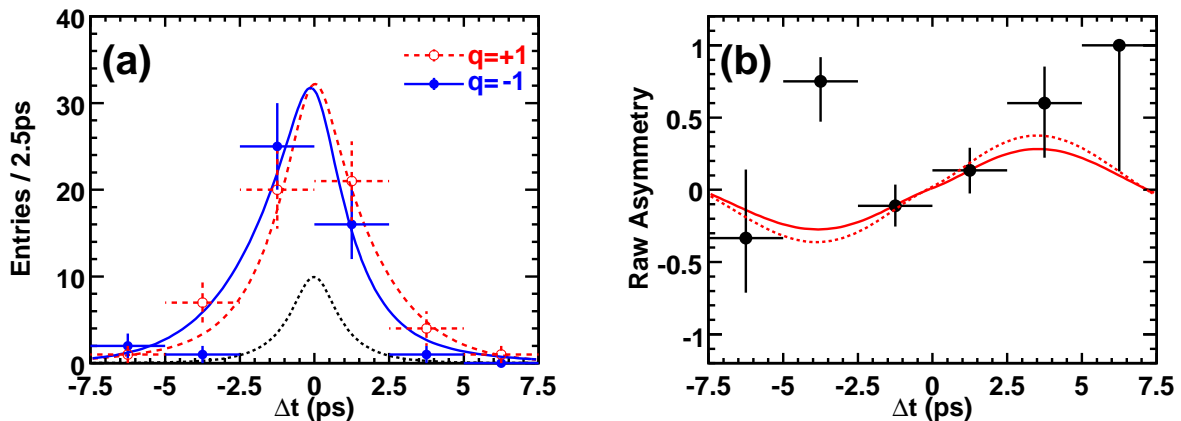


FIG. 4: (a) Δt distribution and (b) raw asymmetry for the $B^0 \rightarrow K^+K^-K_S^0$ candidates in the $\phi(1020)K_S^0$ region, $|M_{K^+K^-} - M_{\phi(1020)}| < 0.01 \text{ GeV}/c^2$, with good tags, $r > 0.5$, using Solution 1. In (a), the blue solid and red dashed curves show the fitted results with B^0 and \bar{B}^0 tags, respectively. The dotted black curve shows the background component with B^0 and \bar{B}^0 tags. In (b), the solid curve shows the fit projection and the dashed curve shows the Standard Model expectation from the time-dependent CP asymmetry measurement in $b \rightarrow c\bar{c}s$ decays.

TABLE VIII: Statistical correlation matrix for Solution1.

	$b_{(K_S^0K^+)_{NR}}$	$b_{(K_S^0K^-)_{NR}}$	$d_{f_0(980)K_S^0}$	$d_{\phi(1020)K_S^0}$	d_{others}	$c_{f_0(980)K_S^0}$	$c_{\phi(1020)K_S^0}$	c_{others}	α
$a_{f_0(980)}$	0.02	-0.09	0.11	0.01	0.14	-0.20	-0.05	-0.01	-0.35
$a_{\phi(1020)K_S^0}$	0.15	-0.24	0.22	0.07	0.07	0.02	0.01	0.07	-0.72
$a_{f_XK_S^0}$	0.11	-0.28	0.15	0.08	0.06	0.01	0.01	0.05	-0.65
$a_{\chi_{c0}K_S^0}$	0.17	-0.12	0.19	0.06	0.08	0.00	0.02	0.05	-0.54
$a_{(K_S^0K^+)_{NR}}$	0.26	-0.25	0.20	0.08	0.26	-0.14	-0.01	-0.05	-0.81
$a_{(K_S^0K^-)_{NR}}$	-0.16	-0.50	0.22	0.07	0.19	-0.09	-0.01	-0.05	-0.77
$b_{f_0(980)}$	-0.21	0.29	-0.30	-0.11	-0.03	-0.09	-0.03	-0.16	0.72
$b_{\phi(1020)K_S^0}$	-0.20	-0.01	-0.00	-0.09	0.11	-0.20	-0.03	-0.09	0.15
$b_{f_XK_S^0}$	-0.09	0.01	-0.10	-0.04	-0.02	-0.00	-0.01	-0.03	0.21
$b_{\chi_{c0}K_S^0}$	0.00	0.18	0.11	0.05	0.17	-0.07	-0.01	0.01	-0.07
$b_{(K_S^0K^+)_{NR}}$	1.00	0.03	0.01	-0.01	-0.05	0.02	0.02	0.05	-0.30
$b_{(K_S^0K^-)_{NR}}$		1.00	-0.08	-0.02	-0.00	0.01	0.02	0.02	0.63
$d_{f_0(980)K_S^0}$			1.00	0.60	0.59	0.14	-0.02	0.47	-0.20
$d_{\phi(1020)K_S^0}$				1.00	0.35	0.45	0.08	0.37	-0.07
d_{others}					1.00	-0.39	-0.09	-0.13	-0.14
$c_{f_0(980)K_S^0}$						1.00	0.24	0.60	0.07
$c_{\phi(1020)K_S^0}$							1.00	0.14	0.00
c_{others}								1.00	0.00
α									1.00

These CP violating parameters are consistent at the current level of precision with the measurement of the CP violating phase in $b \rightarrow c\bar{c}s$ processes such as $B^0 \rightarrow J/\psi K^0$, which is $(22 \pm 1)^\circ$. Previous measurements used K^+K^- selections around the $\phi(1020)$ mass and in the higher K^+K^- mass region. Here we establish a superior analysis procedure for obtaining CP violating asymmetries without the uncertainty from interference among different resonant contributions, and therefore this represents an important step toward measurements with higher statistics such as in Super B-factory experiments.

We thank the KEKB group for the excellent operation of the accelerator, the KEK cryogenics group for the efficient operation of the solenoid, and the KEK computer group and the National Institute of Informatics for valu-

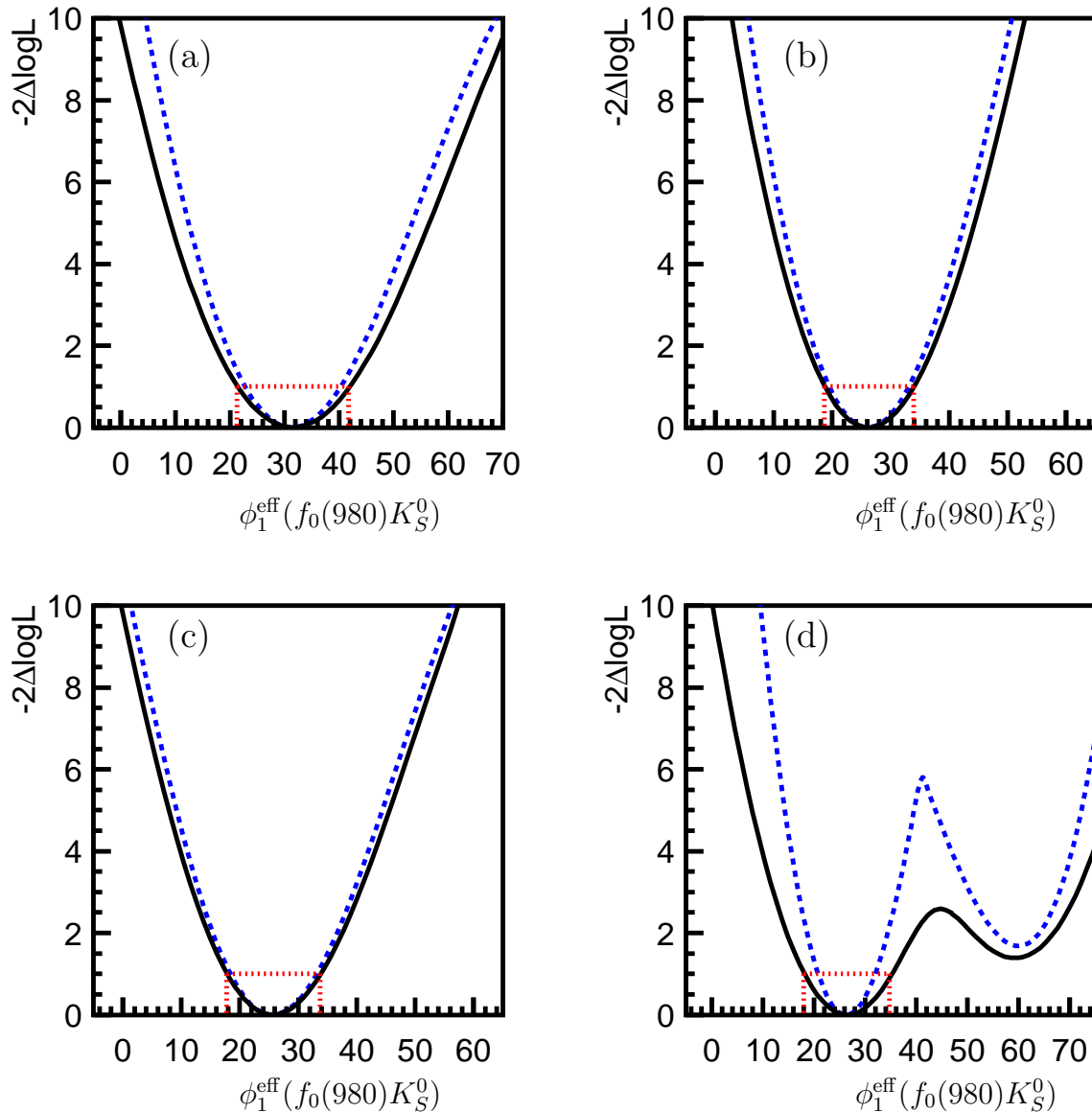


FIG. 5: Likelihood scans of $\phi_1^{\text{eff}}(f_0(980)K_S^0)$ for (a) Solution 1, (b) Solution 2, (c) Solution 3, and (d) Solution 4. The solid (dashed) curve contains the total (statistical) error and the dotted box indicates the parameter range corresponding to $\pm 1\sigma$.

able computing and SINET3 network support. We acknowledge support from the Ministry of Education, Culture, Sports, Science, and Technology (MEXT) of Japan, the Japan Society for the Promotion of Science (JSPS), and the Tau-Lepton Physics Research Center of Nagoya University; the Australian Research Council and the Australian Department of Industry, Innovation, Science and Research; the National Natural Science Foundation of China under contract No. 10575109, 10775142, 10875115 and 10825524; the Ministry of Education, Youth and Sports of the Czech Republic under contract No. LA10033 and MSM0021620859; the Department of Science and Technology of India; the BK21 and WCU program of the Ministry Education Science and Technology, National Research Foundation of Korea, and NSDC of the Korea Institute of Science and Technology Information; the Polish Ministry of Science and Higher Education; the Ministry of Education and Science of the Russian Federation and the Russian Federal Agency for Atomic Energy; the Slovenian Research Agency; the Swiss National Science Foundation; the National Science Council and the Ministry of Education of Taiwan; and the U.S. Department of Energy. This work is supported by a

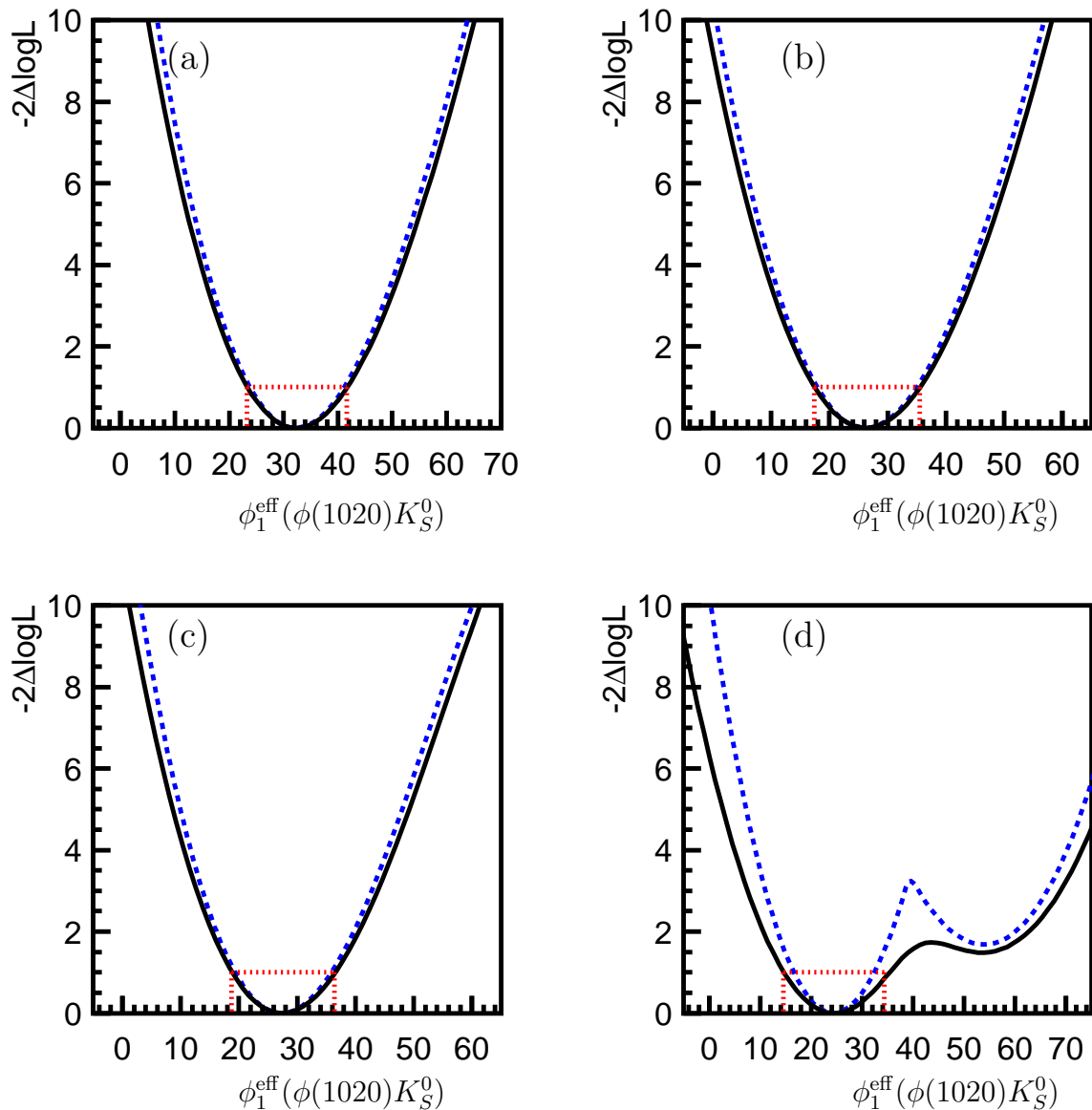


FIG. 6: Likelihood scans of $\phi_1^{\text{eff}}(\phi(1020)K_S^0)$ for (a) Solution 1, (b) Solution 2, (c) Solution 3, and (d) Solution 4. The solid (dashed) curve contains the total (statistical) error and the dotted box indicates the parameter range corresponding to $\pm 1\sigma$.

Grant-in-Aid from MEXT for Science Research in a Priority Area (“New Development of Flavor Physics”), and from JSPS for Creative Scientific Research (“Evolution of Tau-lepton Physics”).

-
- [1] M. Kobayashi and T. Maskawa, *Prog. Theor. Phys.* **49**, 652 (1973).
 - [2] A. B. Carter and A. I. Sanda, *Phys. Rev. D* **23**, 1567 (1981); I. I. Bigi and A. I. Sanda, *Nucl. Phys. B* **193**, 85 (1981).
 - [3] Another naming convention $\beta(=\phi_1)$ is also used in literatures.
 - [4] K. Abe *et al.* (Belle Collab.), *Phys. Rev. D* **66**, 071102 (2002).
 - [5] B. Aubert *et al.* (BaBar Collab.), *Phys. Rev. Lett.* **89**, 201802 (2002).
 - [6] Y. Grossman and M. P. Worah, *Phys. Lett. B* **395**, 241 (1997); D. London and A. Soni, *Phys. Lett. B* **407**, 61 (1997);

TABLE IX: Summary of systematic uncertainties for Solution 1.

Category	$f_0(980)K_S^0$	$\phi(1020)K_S^0$	others	$f_0(980)K_S^0$	$\phi(1020)K_S^0$	others
	$\delta\phi_1^{\text{eff}}(^{\circ})$			$\delta\mathcal{A}_{CP}$		
Vertex Reconstruction	1.3	1.2	1.1	0.046	0.080	0.024
Wrong tag fraction	0.2	0.2	0.2	0.004	0.006	0.003
Δt resolution function	1.9	1.9	1.5	0.018	0.011	0.010
Possible fit bias	2.2	0.9	0.4	0.067	0.008	0.026
Physics parameters	0.1	0.0	0.1	0.002	0.001	0.001
Background PDF	1.0	0.8	0.8	0.037	0.012	0.016
Signal fraction	0.2	0.4	0.3	0.013	0.006	0.004
Misreconstruction	0.1	0.0	0.0	0.000	0.000	0.001
Efficiency	0.2	0.2	0.1	0.011	0.004	0.005
Signal model	0.7	0.4	0.4	0.040	0.017	0.006
Tag-side interference	0.0	0.0	0.0	0.043	0.054	0.066
Total w/o Dalitz model	3.4	2.6	2.1	0.110	0.100	0.078
Dalitz model	4.0	1.4	2.5	0.089	0.019	0.032

- T. Moroi, Phys. Lett. B **493**, 366 (2000); D. Chang, A. Masiero and H. Murayama, Phys. Rev. D **67**, 075013 (2003); S. Baek, T. Goto, Y. Okada and K. Okumura, Phys. Rev. D **64**, 095001 (2001).
- [7] K.-F. Chen *et al.* (Belle Collab.), Phys. Rev. Lett. **98**, 031802 (2007).
- [8] Y. Chao *et al.* (Belle Collab.), Phys. Rev. D **76**, 091103(R) (2007).
- [9] S. J. Lindenbaum and R. M. Sternheimer, Phys. Rev. **105**, 1874 (1957).
- [10] J. Dalseno *et al.* (Belle Collab.), Phys. Rev. D **79**, 072004 (2009).
- [11] B. Aubert *et al.* (Babar Collab.), Phys. Rev. Lett. **99**, 161802 (2007).
- [12] S. M. Flatté, Phys. Lett. B **63**, 224 (1976).
- [13] C. Amsler (Particle Data Group), Phys. Lett. B **667**, 1 (2008).
- [14] M. Ablikim *et al.* (BES Collab.), Phys. Lett. B **607**, 243 (2005).
- [15] A. Garmash *et al.* (Belle collab.), Phys. Rev. D **71**, 092003 (2005).
- [16] S. Kurokawa and E. Kikutani, Nucl. Instr. and Meth. A **499**, 1 (2003), and other papers included in this volume.
- [17] A. Abashian *et al.* (Belle Collab.), Nucl. Instr. and Meth. A **479**, 117 (2002).
- [18] Z. Natkaniec *et al.* (Belle SVD2 Group), Nucl. Instr. and Meth. A **560**, 1 (2006).
- [19] K.-F. Chen *et al.* (Belle Collab.), Phys. Rev. D **72**, 012004 (2005).
- [20] Throughout this paper, the inclusion of the charge-conjugate decay mode is implied unless otherwise stated.
- [21] H. Kakuno *et al.*, Nucl. Instr. and Meth. A **533**, 516 (2004).
- [22] H. Albrecht *et al.* (ARGUS Collab.), Phys. Lett. B **241**, 278 (1990).
- [23] B. Aubert *et al.* (BaBar Collab.), Phys. Rev. D **72**, 052002 (2005).
- [24] A. Garmash *et al.* (Belle collab.), Phys. Rev. D **75**, 012006 (2007).
- [25] O. Long *et al.*, Phys. Rev. D **68**, 034010 (2003).
- [26] J. Blatt and V. E. Weisskopf, *Theoretical Nuclear Physics*, J. Wiley & Sons, New York (1952).
- [27] E. M. Aitala *et al.* (Fermilab E791 Collab.), Phys. Rev. Lett. **86**, 765 (2001).