

Using Quantum Switches to Mitigate Noise in Grover’s Search Algorithm

Suryansh Srivastava,^{1,2,*} Arun K Pati,^{3,4,†} Samyadeb Bhattacharya,^{1,4,‡} and Indranil Chakrabarty^{1,4,§}

¹*Centre for Quantum Science and Technology,
International Institute of Information Technology Hyderabad,
Gachibowli, Hyderabad-500032, Telangana, India.*

²*Center for Computational Natural Sciences and Bioinformatics,
International Institute of Information Technology,
Gachibowli, Hyderabad-500032, Telangana, India.*

³*Quantum Information and Computation Group,
Harish-Chandra Research Institute, Chhatnag Road, Jhansi, Allahabad-211019, India*

⁴*Center for Security, Theory and Algorithmic Research,
International Institute of Information Technology Hyderabad,
Gachibowli, Hyderabad-500032, Telangana, India.*

(Dated: January 12, 2024)

Grover’s quantum search algorithm promises a quadratic speedup for unstructured search over its classical counterpart. But this advantage is gradually reduced with noise acting on the search space. In this article, we demonstrate that a quantum switch can act as a resource operation in mitigating the effect of the noise in the search space. In this scenario, fault-tolerant model quantum computing is costly. In addition to the noise modeled by a depolarizing channel, which coherently acts on the entire quantum register, such an error correction method can not be trivially implemented. We show that a quantum switch can significantly add value by reducing this error. In particular, we propose two frameworks for the application of switches. In the first framework, we apply the superposition of channels’ orders in the form of a switch and do a post-selection at every iteration of the applications of the Grover operator. In the second framework, we delay the post-selection until the very end. In other words, if we want to look at the switch’s action at the k^{th} step, we already have $(k - 1)$ post-selection measurements in place for the first framework. In the second case, we only have a single measurement. The number of post selections is minimal in the second scenario, so its effect is more credited to the switch. It also gives a significant advantage regarding the success probability of Grover’s algorithm. We take the success probability as the sole quantifier of the switch’s action in diminishing the effect of noise in search space.

I. INTRODUCTION

In the current landscape of quantum computing, where innovative algorithms are being introduced more regularly, there’s a shift in focus from the anticipation of a fault-tolerant quantum computer towards the reality of noisy intermediate scale quantum (NISQ) devices [1, 2]. Nevertheless, fundamental and pioneering algorithms like Shor’s algorithm [3], Deutsch’s algorithm [4], and Grover’s search algorithm [5] introduced in the late part of the previous century are becoming more and more relevant. Grover’s search algorithm dates back to the early discoveries of quantum algorithms, which leverages the phenomenon of quantum superposition to obtain a quadratic speedup in searching a desired element in an unstructured database [5]. This gives us a significant advantage over the classical unstructured search, which is essentially linear and can best be optimized to $\mathcal{O}(N)$ steps for a database of N elements. The Grover search algorithm was designed to search through the same

space in $\mathcal{O}(\sqrt{N})$ steps. The main idea of the algorithm is to amplify the probability amplitudes of the states that represent the target elements based on a selection function (oracle) while also reducing the probability amplitudes of other states by inversion around the mean. We reach the target states in $(\pi/4)\sqrt{N}$ steps with a high probability of success. Many variations of the Grover search algorithm were introduced [6]. This includes features like a dynamic selection function in contrast to the static selection function by enabling a recommendation algorithm [7]. Grover’s search algorithm has wide-ranging applications in various domains, such as statistics, like extracting the minimum element [8], computing quantities representing averages like mean [9] and median [10] from an unordered data set more quickly than is possible on a classical computer, and computational It enhances the speed of solving NP-complete problems [11], such as those involving exhaustive searches [12]. It also improves the efficiency of general constraint satisfaction problems [13]. In quantum computing, Grover’s algorithm is used for solving black-box problems like element distinctness [12] and collision problems [14], where it helps in quickly finding specific inputs from known outputs in functions. This makes it a valuable tool in cryptography, e.g., for breaking encryption through brute-force attacks, like

* suryansh.srivastava@research.iiit.ac.in

† akpati@hri.res.in, akpati@iiit.ac.in

‡ samyadeb.b@iiit.ac.in

§ indranil.chakrabarty@iiit.ac.in

collision attack [15], and for a quantum attack on block ciphers, leading to the use of the Grover oracle for key search in AES [16]. The concept of Grover coin/Grover walk was introduced and used in random walks to show advantages [17].

Studying the role of the environment in the evolution of quantum systems is essential as it helps us to understand the effect of noise on these resourceful states. These environmental interactions can be modeled as quantum channels, cf. IIB, which are Completely Positive Trace-preserving (CPTP) linear maps. Investigations were made in the context of the effect of noise on various quantum properties, starting from entanglement [18][19] to the broader aspect of correlation [20]. These effects were studied not only from the perspective of a closed but also from an open system viewpoint[21]. In particular, studies were reported on the effects of the depolarizing channel as a manifestation of noise in Grover’s search algorithm [22, 23]. This algorithm’s efficacy is notably compromised when confronted with scenarios involving a non-ideal oracle [24, 25] or in the presence of environmental quantum noise [26]. This degradation in performance highlights the sensitivity of the algorithm’s operational efficiency to external perturbations and the integrity of the oracle mechanism.

In contemporary quantum information research, there has been a growing interest in exploring the concept of indefinite causal order (ICO) in quantum systems and its potential as a resource in various information processing tasks. Originally proposed by L. Hardy [27, 28] and practically applied in information theory by Chribella et al. [29], the concept led to the development of a quantum switch that uses an ancillary system to control the sequence of two quantum operations, E1 and E2, on a quantum state ρ , making the order indefinite. Oreshkov et al. [30] furthered this concept, employing process matrix formalism to establish a more robust framework of causal indefiniteness. This innovation has found applications in various fields, including quantum channel probing [31], nonlocal games [30], quantum metrology [32], quantum communication [33–35], as well as in reducing quantum communication complexity [36], and advancing quantum computing [37] and thermodynamics [38]. Its most recent application has transformed absolutely separable states into resourceful states. [39]. The practicality and advantages of indefinite causal order have also been confirmed through recent experiments [40–42].

Despite the difficulties presented by noise in the quantum search algorithm, some approaches have been proposed to retain its quantum advantage [43–45]. In this work, we explore another approach to preserve this advantage by using a quantum switch to potentially reduce the detrimental effects of noise, modeled by a depolarizing channel, on the success probability of the Grover search algo-

rithm. We will use the success probability as a metric to understand how a switch significantly reduces the effect of noise. In other words, it enables us to tolerate more error in the circuit before losing its advantage over its classical analog. Here, we consider two particular frameworks where, in one framework (IV A), we measure at the end of each iteration to trace out the switch and compare Grover’s success probability in a noisy scenario to show a slight advantage. In the other framework IV B, we consider a register of switches and allow the input state to undergo each iteration with different switches applied till the end instead of measuring in between. The second approach cf.(.) preserves the advantage significantly better than the first model in a noisy scenario. Our result shows that the switch can significantly mitigate the effect of the noise that builds up in the algorithm and preserve its efficacy for longer.

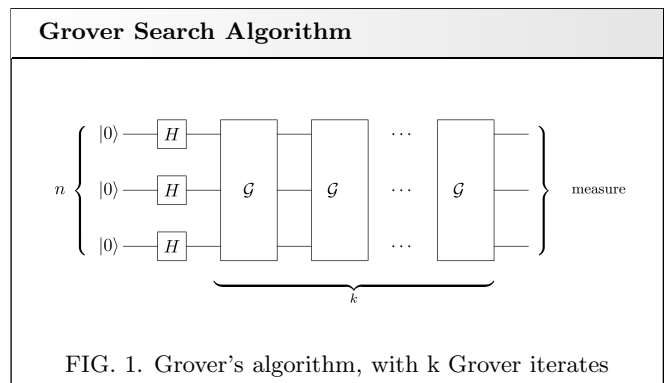
The rest of the paper is organized as follows. In section II, we describe relevant concepts like the Grover search algorithm, modeling the depolarizing channel as noise, and quantum switch. In section III, we describe the role of noise in reducing the success probability of Grover’s search algorithm. In section IV, we consider the effect of the switch in enhancing the success probability on the platform of two different frameworks.

II. RELATED CONCEPTS

This section discusses a few relevant concepts that are prerequisites before discussing our manuscript’s main findings.

A. Grover’s Search Algorithm

Grover’s search algorithm, a quantum algorithm discovered in the early stages of quantum computing, revolutionized the search process of an unstructured database. It was proved to be optimal to solve the problem of finding a target element in an unsorted database of N elements using $k_{Gr} = \left\lceil \frac{\pi}{4} \sqrt{N} \right\rceil$



oracle queries [46, 47]. The unstructured search problem can be described as follows: Consider a search space containing $N = 2^n$ quantum states, where n represents the number of qubits defining the Hilbert space ($\mathcal{H} = \mathbb{C}^{2^n}$). Within this database, an unknown target state exists. Provided with an oracle (or a black box) that can confirm whether a selected element is the target, the objective is to identify this target state with a high probability of success while minimizing the number of steps required in the process.

Algorithm: To simplify things, let us assign indices $[0, N - 1]$ to each element in the unstructured database, consisting of N elements. Here, we assume $N = 2^n$, with $n \in \mathbb{Z}_+$ being the number of qubits in the register, and each possible quantum state of the register is used to encode each entry in the database. We denote these states as $\{|0\rangle, |1\rangle, \dots, |N - 1\rangle\}$. We introduce a selection function f , which takes a state $|x\rangle$ as an input, $x \in [0, N - 1]$, and assigns a value 1 when the state meets the search criteria and 0 otherwise. This function can be understood as an unstructured database query, where the domain represents indices in the database.

$$f = \begin{cases} 0 & \text{if } x \text{ is not chosen,} \\ 1 & \text{if } x \text{ is chosen.} \end{cases} \quad (1)$$

Let $|\tau\rangle$ denote the target state. The primary objective of the algorithm is to find this particular index τ . This algorithm uses quantum oracle-black box functions as a unitary operator O . The action of the operator on the computational basis is given by, To interact with the function f , Grover's algorithm uses a subroutine, often referred to as an oracle, represented by a unitary operator O_τ . This operator acts on a quantum state as follows:

$$O_\tau|x\rangle = (-1)^{f(x)}|x\rangle.$$

The algorithm is shown in fig (1). In the first step, we create a superposition of N quantum states. The application of a Hadamard transformation (H) does this,

$$|s\rangle = \frac{1}{\sqrt{N}} \sum_{x=0}^{N-1} |x\rangle. \quad (2)$$

After that, the algorithm dictates the repeated application of a quantum subroutine referred to as the Grover iteration or as the Grover operator \mathcal{G} .

Each **Grover iteration** \mathcal{G} consists of following steps:

- Apply the oracle operator $O_\tau = 2|t\rangle\langle t| - \mathbb{I}$.
- Apply the diffusion operator δ that performs a rotation around the state $|s\rangle$. The operator δ itself can be formulated as:

$$\delta = -H^{\otimes n}(2|0\rangle\langle 0| - I)H^{\otimes n} = 2|s\rangle\langle s| - \mathbb{I}$$

- Perform measurements in the canonical basis in each qubit. The target state will emerge with a high probability

After applying the oracle operator and diffusion operator k times, the result is

$$\rho(k) = \mathcal{G}^k \rho(0) (\mathcal{G}^\dagger)^k, \quad (3)$$

where $\mathcal{G} = \delta O_\tau$ and $\rho(0) = |s\rangle\langle s|$. It can be shown that the density operator obtained afterward is $\rho(k) = |s_k\rangle\langle s_k|$, where

$$\begin{aligned} |s_k\rangle &= \sin\left((2k+1)\sin^{-1}\frac{1}{\sqrt{N}}\right)|\tau\rangle \\ &+ \cos\left((2k+1)\sin^{-1}\frac{1}{\sqrt{N}}\right)|1-\tau\rangle, \\ \text{where, } |1-\tau\rangle &= \frac{1}{\sqrt{N-1}} \sum_{\substack{i=0 \\ i \neq \tau}}^{N-1} |i\rangle \end{aligned} \quad (4)$$

Hence, the probability of success of finding the target element after k steps is

$$P(k) = \sin^2\left((2k+1)\sin^{-1}\frac{1}{\sqrt{N}}\right). \quad (5)$$

B. Noise modeled as Quantum Depolarizing Channel

A quantum channel characteristically represents a completely positive trace-preserving (CPTP) map and a convex linear transformation, facilitating the transition of quantum states within a quantum system [48]. A quantum depolarizing channel serves as a model for quantum noise in quantum systems. In this model, the d -dimensional depolarizing channel is conceptualized as a CPTP map, Λ_q , which is characterized by a single parameter, q [49]. This map transforms a d -dimensional quantum state ρ into a mixture of the original state and the maximally mixed state in d -dimensions, $\frac{\mathbb{I}_d}{d}$, mathematically represented as:

$$\Lambda_q(\rho) = q\rho + \frac{(1-q)}{d}\mathbb{I}_d. \quad (6)$$

For Λ_q to maintain complete positivity, the parameter q must adhere to the following constraint [50]:

$$\frac{-1}{d^2 - 1} \leq q \leq 1. \quad (7)$$

A subset of the generalized qudit depolarizing channel as defined in (6), denoted as \mathcal{D}_t , is a specific type of quantum channel applicable to a d -dimensional quantum state ρ . For a parameter $0 < t < 1$, it modifies ρ into the channel output,

$$\mathcal{D}_t(\rho) = (1-t)\frac{\mathbb{I}_d}{d} + t\rho. \quad (8)$$

The parameter $1-t$ represents the channel depolarising probability, whereas t signifies the likelihood of retaining the state ρ . This model of the depolarizing channel is frequently employed to represent quantum noise [33], given by,

$$\mathcal{D}_t(\rho) = t\rho + \frac{1-t}{d^2} \sum_{i=1}^{d^2} U_i \rho U_i^\dagger. \quad (9)$$

Here $\{U_i\}_{i=1}^{d^2}$ are unitary operators and form an orthonormal basis of the space of $d \times d$ matrices. This is the notation we will use throughout the rest of the paper. Quantum channels have operator-sum representations in terms of Kraus operators. As per the operator-sum representation [48], the depolarizing channel in a d -dimensional space can be written as:

$$\mathcal{D}_t(\rho) = \sum_{i=0}^{d^2} D_i \rho D_i^\dagger, \quad (10)$$

where the Kraus operators D_i are defined as $D_0 = \sqrt{t}\mathbb{I}_d$ and $D_i = \frac{1}{\sqrt{d(1-t)}}U_i$ for $i = 1, \dots, d^2$. Here, U_i represents orthogonal unitary operators.

One notable property of this channel is its commutative nature under sequential applications. Utilizing two such channels, \mathcal{D}_{t_1} and \mathcal{D}_{t_2} with preservation probabilities t_1 and t_2 , respectively, regardless of the order of application, results in another depolarizing channel with a combined state preservation probability of $t_1 t_2$:

$$\mathcal{D}_{t_2}(\mathcal{D}_{t_1}(\rho)) = \mathcal{D}_{t_1}(\mathcal{D}_{t_2}(\rho)) = (1-t_1 t_2)\frac{\mathbb{I}_d}{d} + t_1 t_2 \rho. \quad (11)$$

In many cases, this channel model might be overly pessimistic. Often, insights into the physical characteristics of the channel can be gleaned through various estimation methods. The deployment of the depolarizing channel as a noise model should be considered mainly when there is a lack of detailed information about the nature of the actual physical channel and can be represented as follows:

$$\mathcal{D}_t(\rho) := (1-t)\rho_d + t\frac{\mathbb{I}_d}{d}\text{Tr}[\rho_d], \quad (12)$$

acting on states ρ on a d -dimensional Hilbert space. In some situations, it is convenient to think about quantum channels as defined in the space of all linear operators on a given Hilbert space, not just density matrices. This will be the case for some calculations in VIC. The $\text{Tr}[\rho]$ factor is necessary to ensure that \mathcal{D}_t is linear. If the input is known to have a unit trace, then the $\text{Tr}[\rho]$ factor

is not necessary.

The depolarizing channel's significance is evident from its historical role in the study of channel identification [51], its application in enhancing channel capacity through indefinite causal order [35], and its use in analytical comparisons of various channel probing methodologies [52].

C. Quantum Switch

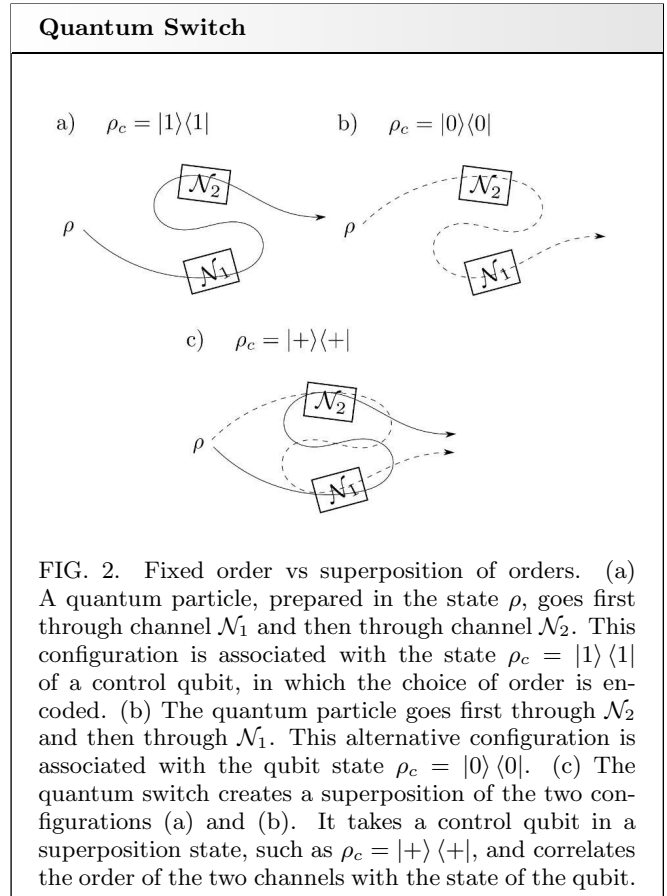


FIG. 2. Fixed order vs superposition of orders. (a) A quantum particle, prepared in the state ρ , goes first through channel \mathcal{N}_1 and then through channel \mathcal{N}_2 . This configuration is associated with the state $\rho_c = |1\rangle\langle 1|$ of a control qubit, in which the choice of order is encoded. (b) The quantum particle goes first through \mathcal{N}_2 and then through \mathcal{N}_1 . This alternative configuration is associated with the qubit state $\rho_c = |0\rangle\langle 0|$. (c) The quantum switch creates a superposition of the two configurations (a) and (b). It takes a control qubit in a superposition state, such as $\rho_c = |+\rangle\langle +|$, and correlates the order of the two channels with the state of the qubit.

In this subsection, we discuss the implementation of quantum switches in general. As mentioned before in eq.(10), the action of a quantum channel \mathcal{N} on an input state ρ can be expressed using the Kraus representation, or operator-sum representation, formulated as $\mathcal{N}(\rho) = \sum_i K_i \rho K_i^\dagger$, where $\{K_i\}$ denotes the set of Kraus operators for \mathcal{N} . Consider two quantum channels, \mathcal{N}_1 and \mathcal{N}_2 ; they can operate either concurrently or sequentially. The concurrent operation is represented as $\mathcal{N}_1 \otimes \mathcal{N}_2$. In contrast, sequential operations can be arranged in two ways: \mathcal{N}_1 followed by \mathcal{N}_2 (notated as $\mathcal{N}_2 \circ \mathcal{N}_1$) or \mathcal{N}_2 followed by \mathcal{N}_1 (notated as $\mathcal{N}_1 \circ \mathcal{N}_2$). If the sequence of these channels is fixed, only one of

the sequences, either $\mathcal{N}_2 \circ \mathcal{N}_1$ or $\mathcal{N}_1 \circ \mathcal{N}_2$, is permissible. However, the sequence in which two channels operate can be rendered indefinite using an ancillary system, namely the control qubit (ρ_c) [33, 35, 53], $\rho_c = |c\rangle\langle c|$ where $\sqrt{\theta}|0\rangle + \sqrt{1-\theta}|1\rangle$. With ρ_c set to the $|0\rangle\langle 0|$ state, the $\mathcal{N}_2 \circ \mathcal{N}_1$ arrangement affects the state ρ , while $\mathcal{N}_1 \circ \mathcal{N}_2$ comes into play when ρ_c is in the $|1\rangle\langle 1|$ state. If $\{K_i^{(1)}\}$ represent the Kraus operators for \mathcal{N}_1 and $\{K_j^{(2)}\}$ for \mathcal{N}_2 , the generalized Kraus operator can be expressed as

$$\mathcal{W}_{ij} = K_j^{(2)} \circ K_i^{(1)} \otimes |0\rangle\langle 0| + K_i^{(1)} \circ K_j^{(2)} \otimes |1\rangle\langle 1|, \quad (13)$$

where $K_i^{(1)}$ is the i^{th} Kraus operator of channel \mathcal{N}_1 and $K_j^{(2)}$ is the j^{th} Kraus operator of channel \mathcal{N}_2 ; and $|0\rangle\langle 0|_c, |1\rangle\langle 1|_c$ are the projectors associated with the native basis of $|c\rangle$. The cumulative evolution of the combined system is thus described by

$$\mathcal{S}(\mathcal{N}_1, \mathcal{N}_2)(\rho \otimes \rho_c) = \sum_{i,j} \mathcal{W}_{ij}(\rho \otimes \rho_c) \mathcal{W}_{ij}^\dagger. \quad (14)$$

This arrangement, in which the order of application of the two channels is coherently controlled, captures the operation of the quantum switch. It can be thought of as a higher order map that takes two channels $\mathcal{N}_1, \mathcal{N}_2$ as inputs and gives the superposition of their orders as outputs depending upon the choice of the control qubit $|c\rangle$. Upon completion, the control qubit is measured in the coherent basis $\{|+\rangle\langle +|, |-\rangle\langle -|\}$. For each measurement outcome, the corresponding reduced state of the target qubit is obtained as

$$\rho_{\pm} = \langle \pm | \mathcal{S}(\mathcal{N}_1, \mathcal{N}_2)(\rho \otimes \rho_c) | \pm \rangle_c. \quad (15)$$

This encapsulates the functioning of the Quantum switch, as depicted schematically in fig.(2).

III. NOISE IN GROVER'S SEARCH ALGORITHM

Quantum systems inevitably interact with their environment, introducing errors and noise when these systems are externally controlled, such as during gate applications or state preparation. This influence on quantum algorithms has been the subject of a recent investigation by multiple researchers [54, 55]. Quantum search algorithm constitutes an oracle-based method designed to search an unordered database efficiently. This algorithm showcases a quadratic speedup compared to the classical brute-force search [5]. Nonetheless, this advantage significantly diminishes when the oracle encounters faults [25] or when the algorithm operates in an environment of noise [56]. Prior research was conducted by Vrana et al. on partial depolarising and dephasing noise models [23]. Apart from the total depolarising error model, which acts on the entire quantum register simultaneously, Cohn et al [22] also studied the local depolarizing error model that

acts on each qubit of the register separately with a certain probability and holds significance as it reflects the impact of gate errors on any practical implementation of a quantum circuit.

In this section, we briefly discuss the impact of a known noise rate on Grover's search algorithm. The resultant errors manifest between the execution of two quantum gates can be effectively modeled using depolarizing channels \mathcal{D}_t . This modeling approach simulates continuous noise exposure in quantum computers and the stochastic nature of error introduction. Depolarizing noise discards the whole quantum register consisting of n -qubits and replaces the lost qubit with the maximally mixed state, with probability t between any two successive oracle invocations. This noise model is very drastic and, in some implementations, quite a pessimistic noise model, as it acts strongly correlated across the whole quantum register, somewhat similar to a noisy oracle. It's important to note that quantum error correction techniques [48, 57] are not effective against partial depolarizing or dephasing noises, as these types of disturbances collectively impact the quantum computer. Such collective effects could be likened to a quantum system experiencing a sudden 'flash' of noise, possibly from fluctuating lasers or external magnetic field interference, which are plausible scenarios for quantum computers of moderate size.

A. State evolution with error

At every step of the process, there is sequential employment of the Grover operator \mathcal{G} and the subsequent application of the depolarising channel error \mathcal{D}_t . The depolarising channel error follows the commutative property with any unitary operation while acting on the system [22]. Thus, in the context of Grover's algorithm subjected to noise, the resultant quantum state after the application of noise can be expressed as $(\mathcal{D}_t \mathcal{G})^k(\rho)$, where $\mathcal{G}(\rho)$ is defined by the expression $\mathcal{G}(\rho) = ((\mathbb{I}_d - 2|\psi\rangle\langle\psi|)O_\tau)\rho((\mathbb{I}_d - 2|\psi\rangle\langle\psi|)O_\tau)^\dagger$. Considering this, Thus, After ' k ' iterations, the state is represented as:

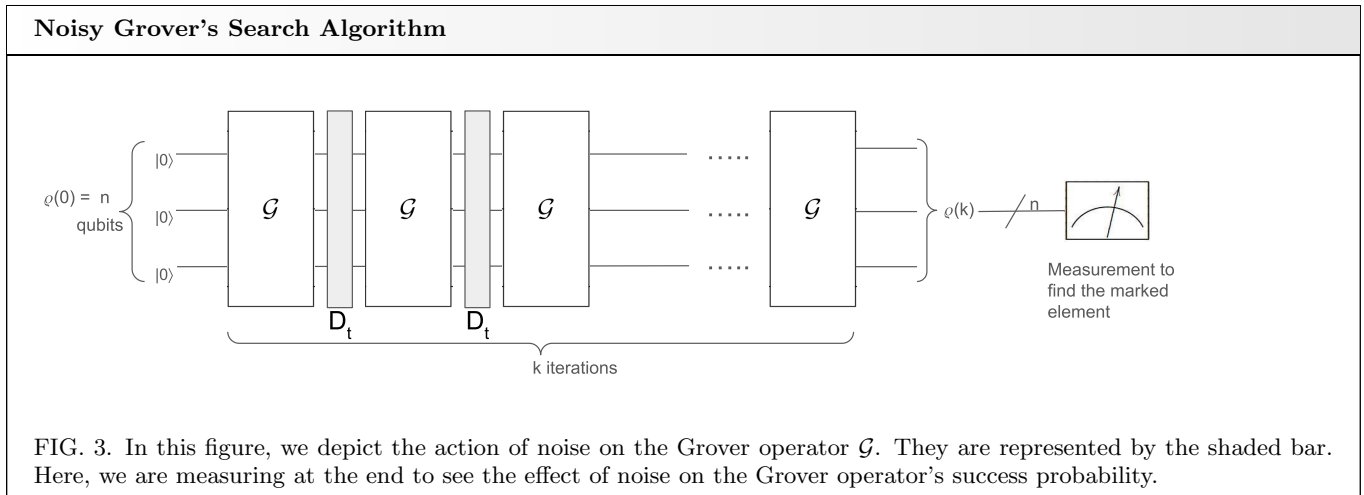
$$\rho(k, t) = t^k \rho(k) + (1 - t^k) \frac{I}{d}, \quad (16)$$

where $\rho(k)$ is as defined in eq.(3).

B. Success probability

Consequently, the probability of successfully measuring the target index of the oracle, denoted as τ , is given by the formula:

$$P(k, (1-t), d) = \frac{1}{d} \sum_{x=1}^d \langle \tau | (\mathcal{D}_t \mathcal{G})^k (|\psi\rangle\langle\psi|) | \tau \rangle. \quad (17)$$



The above expression denotes the success probability of Grover's search algorithm running on an input space ρ of dimension $d = 2^n$ after k iterations, where d represents the total number of possible oracles. Here, we use $(1-t)$ to describe the depolarising noise strength for the duration of the algorithm where t is the channel parameter of the Total partial Depolarising Channel used to describe error *at each step*, as given in 12). Using $(1-t)$ as a parameter in $P(k, (1-t), d)$ will make the subsequent analysis of the effect of noise on probability more intuitive because we will be able to analyze and plot functions of $1-t$ (error probability/ noise rate) instead of functions of t . This can be seen in the plots for framework 1 IV A 2 and framework 2 IV B 1

This formulation 17 averages the success probability over all d oracles, assuming that each oracle is equally likely a priori. This approach, focusing on the average success probability across all oracles, contrasts with alternative methodologies considering the minimal success probability, which seeks to minimize all oracles. The selection of the average success metric aligns with the perspective adopted in references such as [46], differing from the minimal success probability approach seen in [48, 58].

$$\begin{aligned}
 P(1, (1-t), d) &= \frac{1}{d} \sum_{x=1}^d \langle x | (\mathcal{D}_t \mathcal{G}_x)(\rho) | x \rangle \\
 &= t \cdot p(1, 0, d) + (1-t) \frac{1}{d} \quad [\because p(k, 0, d) \text{ is same as 5}] \\
 &= t \cdot \sin \left((2(1) + 1) \arcsin \left(\frac{1}{\sqrt{d}} \right) \right) + (1-t) \frac{1}{d}. \quad (18)
 \end{aligned}$$

For the noise above model, when considering the evolution process $(DpGx)^k$ III A, it can be expanded into a summation encompassing 2^k distinct histories. Given that every individual term in this summation contributes positively, a lower bound can be ascertained by retaining the term consisting of noise-free components $t\rho$ in each product segment. This leads us to the inequality for the

success probability $P(k, (1-t), d)$ as follows:

$$P(k, (1-t), d) \geq t^k \sin^2 \left((2k+1) \arcsin \frac{1}{\sqrt{d}} \right). \quad (19)$$

When examining partial depolarizing noise, the probability of success can be precisely calculated [23]. We consider the $2^k - 1$ terms not included, expressed as $\frac{1}{d} \sum_{x=1}^d (1-t)^m (t)^{k-m} \langle x | \mathbb{I}_d^d | x \rangle$, which simplifies to $\frac{1}{d} (1-t)^m (t)^{k-m}$. Here, m denotes the instances of noise interference out of k iterations for a particular term. These specific terms are indicative of scenarios where noise introduces the maximally mixed state at certain junctures, and this holds given that both \mathcal{D}_t and \mathcal{G}_x [23] are unital. Considering the aggregate of the coefficients of these terms, which amounts to $1-t^k$, we can deduce the precise probability of success for this noise model as,

$$P(k, (1-t), d) = (1-t^k) \frac{1}{d} + t^k \sin^2 \left((2k+1) \arcsin \frac{1}{\sqrt{d}} \right). \quad (20)$$

IV. APPLICATION OF QUANTUM SWITCH TO GROVER SEARCH ALGORITHM

In this section, we develop two theoretical frameworks to explore and demonstrate the potential of quantum switches to mitigate noise accumulating in iterations of the Grover search algorithm. For this, we assume the resultant noise at every iteration to be originating in discrete steps within the iteration such that it can be modeled as a composition of two depolarising channels.

Before discussing the specifics of each framework, which will become relevant only at the end of the first Grover iteration, we will discuss certain assumptions common to both frameworks. In the schematic diagram fig.(4), we show the action of the Grover operator, switch with total

depolarising channels in the first framework.

First Iteration: (k=1): Let us look at the first iteration of Grover's search algorithm running on an unstructured database. The input system will be an n -qubit system, represented by a d dimensional qudit system where $d = 2^n$. This is because a one-to-one mapping exists between the n -qubit system and $d = 2^n$ level qudit system. We model the noise in the iteration as a composition of two total depolarizing channel errors $(1 - \sqrt{t})$. Thus, if we consider t to be the channel parameter for the depolarizing channel, we can model noise in the first iteration as a channel,

$$\mathcal{D}_t(\rho) = t\rho + (1-t)\text{Tr}(\rho)\frac{\mathbb{I}_d}{d} = \mathcal{D}_{\sqrt{t}}(\mathcal{D}_{\sqrt{t}}(\rho)). \quad (21)$$

This resultant noise could be assumed to be a combination of two identical depolarizing channel noises, each with channel parameter \sqrt{t} , error probability $1 - \sqrt{t}$. These noises can be expressed as the channel,

$$\mathcal{D}_{\sqrt{t}}(\rho) = \sqrt{t}\rho + (1 - \sqrt{t})\text{Tr}(\rho)\frac{\mathbb{I}_d}{d} = \sum_{i=0}^{d^2} K_i \rho K_i^\dagger. \quad (22)$$

Here the set of Kraus operators, $\{K_i\}$, for the above channel will be, $K_0 = t^{\frac{1}{4}}\mathbb{I}_d$ and $K_i = \sqrt{\frac{(1-\sqrt{t})}{d^2}}U_i$ where $\{i = 1, 2, \dots, d^2\}$. Thus, we can express the Kraus

operators of the switch \mathcal{S} as,

$$\begin{aligned} \mathcal{W}_{ij} &= K_i K_j \otimes |0\rangle\langle 0| + K_j K_i \otimes |1\rangle\langle 1| \\ &= \frac{(1-\sqrt{t})}{d^2} \left(U_i U_j \otimes |0\rangle\langle 0| + U_j U_i \otimes |1\rangle\langle 1| \right) \end{aligned} \quad (23)$$

for $i, j = 0, 1, 2 \dots, d^2$. Here, $\{K_i\}$ and $\{K_j\}$ are Kraus operators for the two identical channels given in (22). Suppose that the control system is fixed to the state, $\rho_c = |c\rangle\langle c|$, where, $|c\rangle = \sqrt{\theta}|0\rangle + \sqrt{\bar{\theta}}|1\rangle$. We prepare the n -qubit system, which is input to Grover's search, in the state $\rho(0)$, which can be considered a d dimensional qudit system. Now, in an ideal case scenario without noise, it is straightforward that after applying the oracle operator O_τ and diffusion operator k times, the result is $\rho(k) = \mathcal{G}^k \rho(0) (\mathcal{G}^\dagger)^k$, where the Grover operator $\mathcal{G} = \delta O_\tau$. Thus, after the first Grover iteration, the system's state is supposed to be $G\rho(0)G^\dagger = \rho(1)$. But, If we consider the noise as in eq.(21), the resultant state can be denoted by,

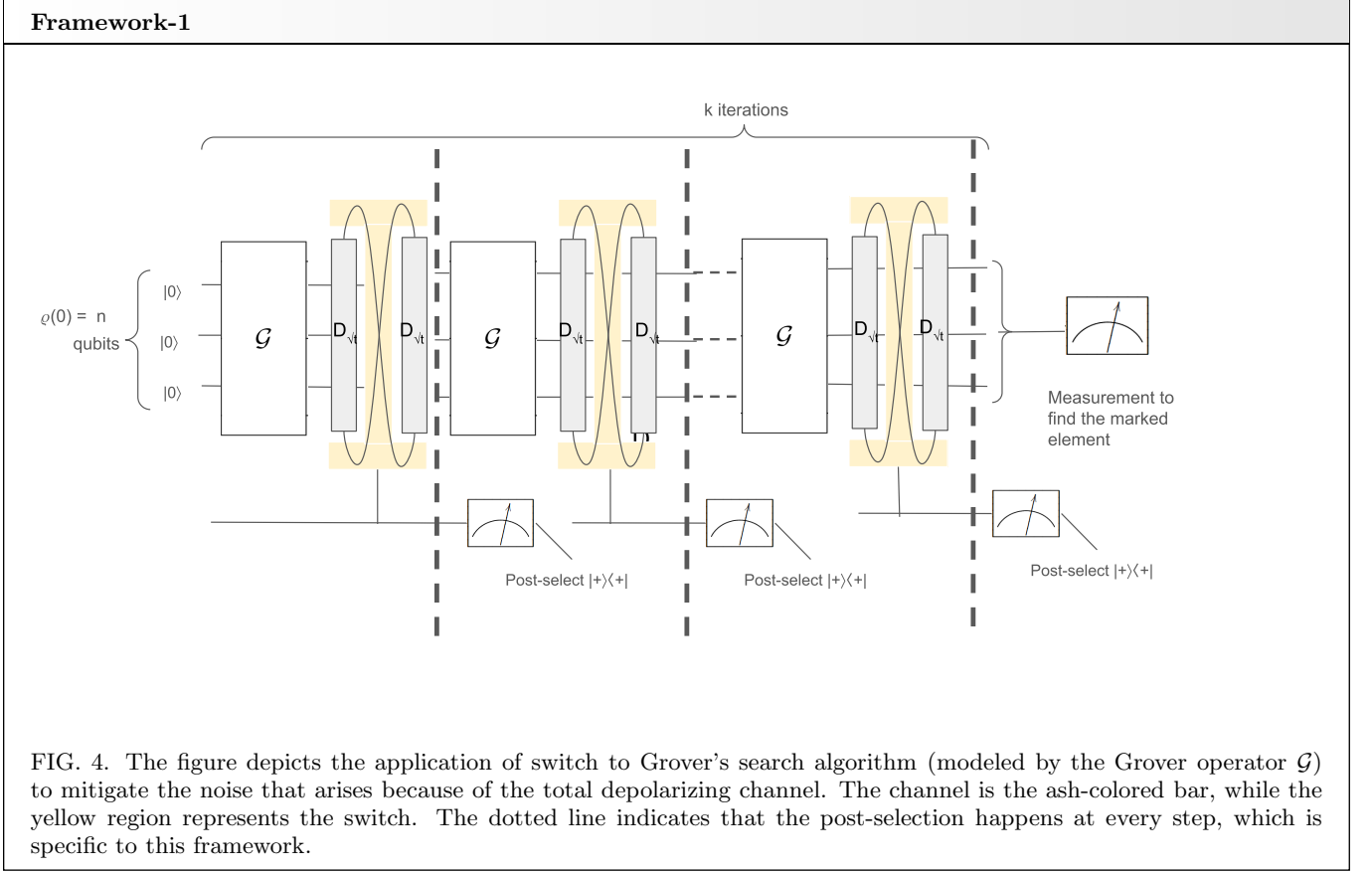
$$\mathcal{D}_t(\rho(1)) = t\rho(1) + (1-t)\text{Tr}(\rho(1))\frac{\mathbb{I}_d}{d} = \mathcal{D}_{\sqrt{t}}(\mathcal{D}_{\sqrt{t}}(\rho(1))). \quad (24)$$

Now, If we consider a quantum switch applied on these two decomposed channels, the resultant state $\mathcal{S}(\mathcal{D}_{\sqrt{t}}, \mathcal{D}_{\sqrt{t}})(\rho(1) \otimes \rho_c)$ is given by,

$$\begin{aligned} \mathcal{S}(\mathcal{D}_{\sqrt{t}}, \mathcal{D}_{\sqrt{t}})(\rho(1) \otimes \rho_c) &= \sum_{i,j=0}^{d^2} \mathcal{W}_{ij}(\rho(1) \otimes \rho_c) \mathcal{W}_{ij}^\dagger \\ &= \sum_{i,j=0}^{d^2} \left\{ (K_i K_j \otimes |0\rangle\langle 0| + K_j K_i \otimes |1\rangle\langle 1|) (\rho(1) \otimes \rho_c) (K_i K_j \otimes |0\rangle\langle 0| + K_j K_i \otimes |1\rangle\langle 1|)^\dagger \right\} \\ \mathcal{S}(\mathcal{D}_{\sqrt{t}}, \mathcal{D}_{\sqrt{t}})(\rho(1) \otimes \rho_c) &= (1 - \sqrt{t})^2 \left(\text{Tr}(\rho(1)) \frac{\mathbb{I}_d}{d} \otimes (\theta|0\rangle\langle 0| + \bar{\theta}|1\rangle\langle 1|) + \frac{\rho(1)}{d^2} \otimes (\sqrt{\theta\bar{\theta}}|0\rangle\langle 1| + \sqrt{\theta\bar{\theta}}|1\rangle\langle 0|) \right) \\ &\quad + 2\sqrt{t}(1 - \sqrt{t}) \left(\text{Tr}(\rho(1)) \frac{\mathbb{I}_d}{d} \otimes \rho_c \right) + t(\rho(1) \otimes \rho_c). \end{aligned} \quad (25)$$

Detailed calculations are in VIA. The quantum switch orchestrates the transfer of information not solely within the input system ρ or the control system ρ_c alone but fundamentally within the correlations established between the output system and the control. It's pivotal to highlight that the crux of the information transfer lies in these quantum correlations. In the event of the control qubit undergoing decoherence within the computational basis

$\{|0\rangle, |1\rangle\}$, the information becomes entirely inaccessible. But for our study, we assume the control system to be noiseless for the time scale we're considering. At the end, we do measurements on the control qubit in the basis $\{|+\rangle, |-\rangle\}$, and these measurements yield conditional states.



A. Framework 1: Measurement after every iteration

1. State Evolution with Error

In this framework, we measure the basis $\{|+\rangle, |-\rangle\}$ at the end of every iteration. The state of the system at the end of the first iteration is given by,

$$\rho_{\xi}(1)^{\pm} = \frac{\langle \pm | \mathcal{S}(D_{\sqrt{t}}, D_{\sqrt{t}})(\rho(1) \otimes \rho_c) | \pm \rangle}{\text{Tr} [\langle \pm | \mathcal{S}(D_{\sqrt{t}}, D_{\sqrt{t}})(\rho(1) \otimes \rho_c) | \pm \rangle]}. \quad (26)$$

Here, ξ in the subscript denotes the stepwise switched channel framework. If we substitute t as 0, in (28), it yields the same results as [33], which uses completely depolarizing channels for demonstrating enhancement in communication. But in the case of Grover's search algorithm, we will consider t as the variable parameter for our analysis later. The density matrix after measurement in the basis $\{|+\rangle, |-\rangle\}$ is given by 26,

$$\rho_{\xi}(1)^{(\pm)} = N/M, \quad (27)$$

where,

$$N = \frac{1}{2} \left\{ \left(t \pm 2\sqrt{\theta\bar{\theta}} \left(\left(\frac{1-\sqrt{t}}{d} \right)^2 + t \right) \right) \rho(1) + \left((1-t) \pm 2\sqrt{\theta\bar{\theta}} 2\sqrt{t}(1-\sqrt{t}) \right) \text{Tr}(\rho(1)) \frac{\mathbb{I}_d}{d} \right\} \quad (28)$$

and

$$M = \frac{1}{2} \left\{ \left(t \pm 2\sqrt{\theta\bar{\theta}} \left(\left(\frac{1-\sqrt{t}}{d} \right)^2 + t \right) \right) + \left((1-t) \pm 2\sqrt{\theta\bar{\theta}} 2\sqrt{t}(1-\sqrt{t}) \right) \right\} \quad (29)$$

Now we have,

$$\rho_{\xi}(1)^+ = f_{\xi}(t)\rho(1) + (1 - f_{\xi}(t))\frac{I}{d}. \quad (30)$$

where,

$$f_{\xi}(t) = \frac{\left(\frac{1-\sqrt{t}}{d} \right)^2 + 2t}{\left(\frac{1+(t-2\sqrt{t})(1-d^2)}{d^2} + 1 \right)}. \quad (31)$$

2. Success Probability

For this switched channel framework, we have the success probability P_ξ for Grover's search algorithm assisted by this switched channel framework as,

$$P_\xi(1, (1-t), d) = f_\xi(t)P(1, 0, d) + \frac{(1-f_\xi(t))}{d}.$$

Here, "1"- refers to the first iteration, "t" represents error, and "d" is the dimension of the qubit.

Generalisation to k iterations: Previously, we have shown how the framework behaves when there is only 1 iteration. We extend this to k iterations. In other words, if we do post-selection measurement at the k^{th} step, then the final success probability is given by,

$$P_\xi(k, (1-t), d) = (f_\xi(t))^k P(k, 0, d) + \frac{1 - (f_\xi(t))^k}{d}.$$

Here, in this framework, we take a measurement and then do a post-selection, which is a resource-heavy operation. This, in turn, also destroys the correlation between the switch and the state at every step, and we can keep resetting the same quantum state as a switch repeatedly until the end of the algorithm. So, we will be proposing a better framework in the next subsection.

We plot the figure IV A 2 comparing the success probability of the switched model of framework 1 and the success probability of the noisy Grover iteration when there is no switch (we take $d = 2^4$ as an example). The switch gives some advantages in restoring the success probability for the first iteration. However, the noise gradually reduces the advantage as the algorithm undergoes further iterations.

B. Framework 2: Measurement at the end

In the previous framework, we are measuring every step. So, the gain in the success probability may be attributed to the post-selection of the state. To circumvent this, we propose this new framework in this section to see the cumulative effect of k switches after k iterations by measuring them on the Hadamard basis at the very end. We are only able to run this model till $k = 3$. Here, we use a register containing k switches. It should be noted that this framework is identical to the previous framework for the first iteration because we're measuring the control state after the first iteration in the previous framework. The stark departure from the previous framework can be noticed if we look at further iterations where we will consider the quantum state consisting of the output after the first iteration ($\rho_1(1)$) and the control state (ρ_{c_1}) as the input to the next noisy Grover iteration. This contrasts with the previous framework, where we measure the control state

and perform post-selection, thus destroying the correlation between the input state and the quantum switch.

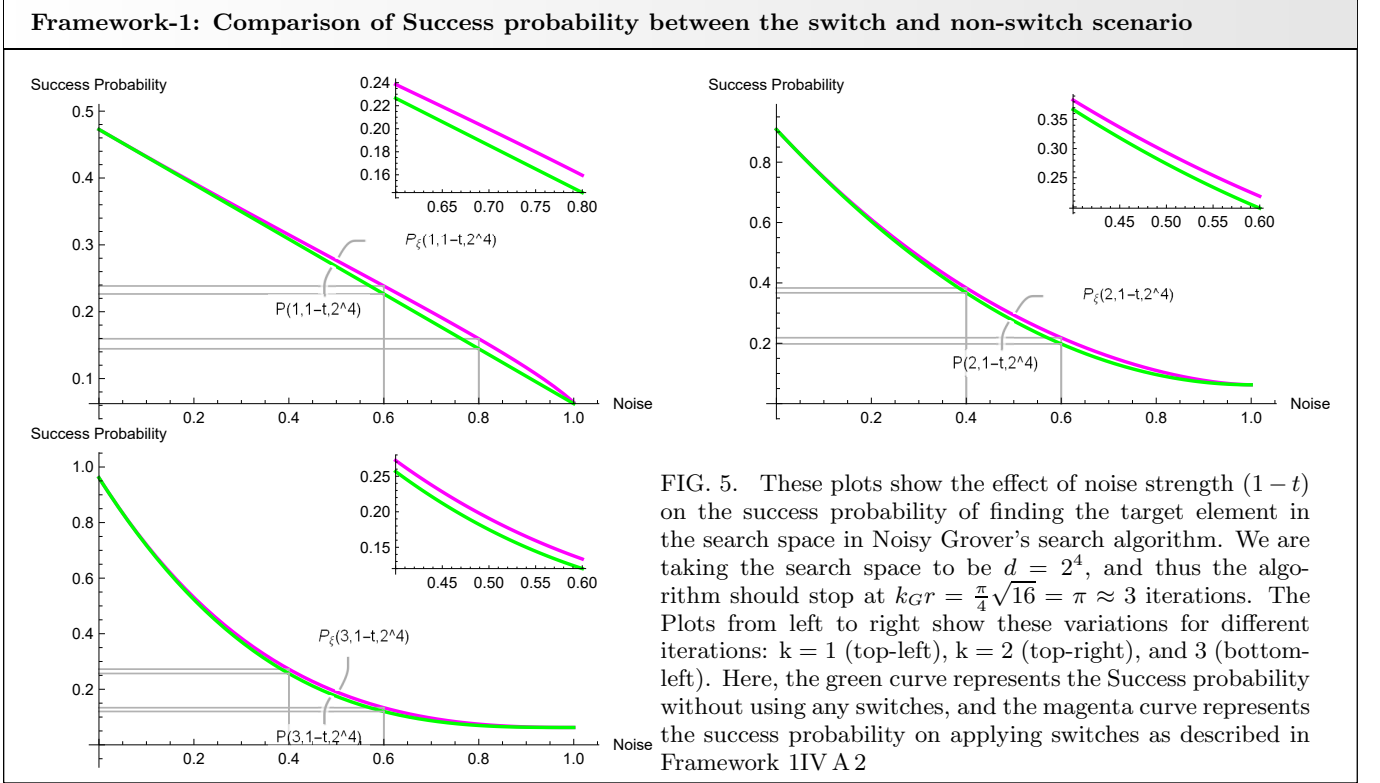
Before we go into the details of this framework, we start with analyzing the output obtained after the first iteration, which will be common in both. The result above demonstrates a dependence on the parameter θ of the control qubit $|c\rangle$, solely through the coherent indefiniteness [59] denoted as $\sqrt{\theta\bar{\theta}}$ in (28). It is apparent that the optimal choice for the maximum switch setting, i.e $2\sqrt{\theta\bar{\theta}} = 1$, proves to be advantageous across all values of t and dimensions d . The term $(1-t)\text{Tr}(\rho)\frac{\mathbb{I}_d}{d} + t\rho(1)$ in (28) represents the output after first iteration corresponding to the parameter θ under the scenario where the channel order remains entirely definite ($\theta = 0$ or 1). Meanwhile, the second term in (28) signifies the additional information gained due to any degree of ICO ($0 < \theta < 1$). These observations emphasize that within the context of Grover's search algorithm, the quantum switch functions as a mitigator of noise by facilitating more information transfer.

Notably, any positive degree of indefiniteness ($\theta > 0$) proves advantageous, signifying that increased indefiniteness yields enhanced benefits. Moreover, it becomes evident that maximum indefiniteness ($\theta = \frac{1}{2}$, $2\sqrt{\theta\bar{\theta}} = 1$) provides the most favorable conditions for this purpose. This output $\mathcal{S}(\mathcal{D}_{\sqrt{t}}, \mathcal{D}_{\sqrt{t}})(\rho(1) \otimes \rho_c)$ 25 can be rearranged as:

$$\begin{aligned} & \mathcal{S}(\mathcal{D}_{\sqrt{t}}, \mathcal{D}_{\sqrt{t}})(\rho(1) \otimes \rho_c) \\ &= \left\{ t\rho(1) + (1-t)\text{Tr}(\rho(1))\frac{\mathbb{I}_d}{d} \right\} \otimes (\theta|0\rangle\langle 0| + \bar{\theta}|1\rangle\langle 1|) \\ &+ \left\{ \left(\left(\frac{1-\sqrt{t}}{d} \right)^2 + t \right) \rho(1) + 2\sqrt{t}(1-\sqrt{t})\text{Tr}(\rho(1))\frac{\mathbb{I}_d}{d} \right\} \\ &\otimes \sqrt{\theta\bar{\theta}}(|0\rangle\langle 1| + |1\rangle\langle 0|). \end{aligned} \quad (32)$$

The term $(1-t)\text{Tr}(\rho)\frac{\mathbb{I}_d}{d} + t\rho(1)$ in 28 represents the output after first iteration corresponding to the parameter θ under the scenario where the channel order remains entirely definite ($\theta = 0$ or 1). Meanwhile, the second term in (28) signifies the additional information gained due to any degree of ICO ($\theta > 0$ or < 1). These observations emphasize that within the context of Grover's search algorithm, the quantum switch functions as a mitigator of noise by facilitating more information transfer.

In the first framework, we analyzed the system after each iteration of Grover's search, with measurements and post-selections performed at every step. As we transition to the second framework, our approach differs significantly. Instead of measuring and post-selecting the control qubit after each iteration, we employ multiple quantum switches and defer these actions until the end of all iterations. This approach allows the system



to evolve through a series of Grover search iterations without intermediate collapse, potentially capturing different dynamics compared to the first framework.

We introduce some notation here to make the representation of states concise and highlight the recursive acting nature of this switched channel in this framework.

Let A be a block matrix composed of $2^k \times 2^k$ blocks, where each block A_{ij} is a $d \times d$ matrix. The element-wise trace operation for A , denoted by $\text{Tr}_{d \times d}(A)$, is defined as the operation that produces a new $2^k \times 2^k$ matrix T , where each element T_{ij} of T is the trace of the corresponding $d \times d$ block A_{ij} of A . We will represent this operation as: $\text{Tr}_{d \times d}(A) = T$ where $T_{ij} = \text{Tr}(A_{ij}) \forall i$ in $1, 2, \dots, M$ and j in $1, 2, \dots, N$. Here, $\text{Tr}(A_{ij})$ denotes the standard trace of the $d \times d$ matrix A_{ij} .

1. $r_\rho = \left(\frac{1-\sqrt{t}}{d}\right)^2 + t$, $r_{\mathbb{I}} = 2\sqrt{t}(1-\sqrt{t})$
2. To maintain symmetry in notations, $f_\rho = t$, $f_{\mathbb{I}} = (1-t)$,
3. $\mathcal{F}(\rho_d) = \left(\left((1-t) \text{Tr}_{d \times d}[\rho_d] \frac{\mathbb{I}_d}{d} + t\rho \right) \right)$
e.g. $\mathcal{F}(\rho(1)) = f_\rho \rho(1) + f_{\mathbb{I}} \text{Tr}[\rho(1)] \frac{\mathbb{I}_d}{d}$,
4. $\mathcal{R}(\rho_d) =$

$$\left\{ \left(\left(\frac{1-\sqrt{t}}{d} \right)^2 + t \right) \rho + 2\sqrt{t}(1-\sqrt{t}) \text{Tr}_{d \times d}[\rho] \frac{\mathbb{I}_d}{d} \right\}$$

e.g. $\mathcal{R}(\rho(1)) = r_\rho \rho(1) + r_{\mathbb{I}} \text{Tr}[\rho(1)] \frac{\mathbb{I}_d}{d}$,

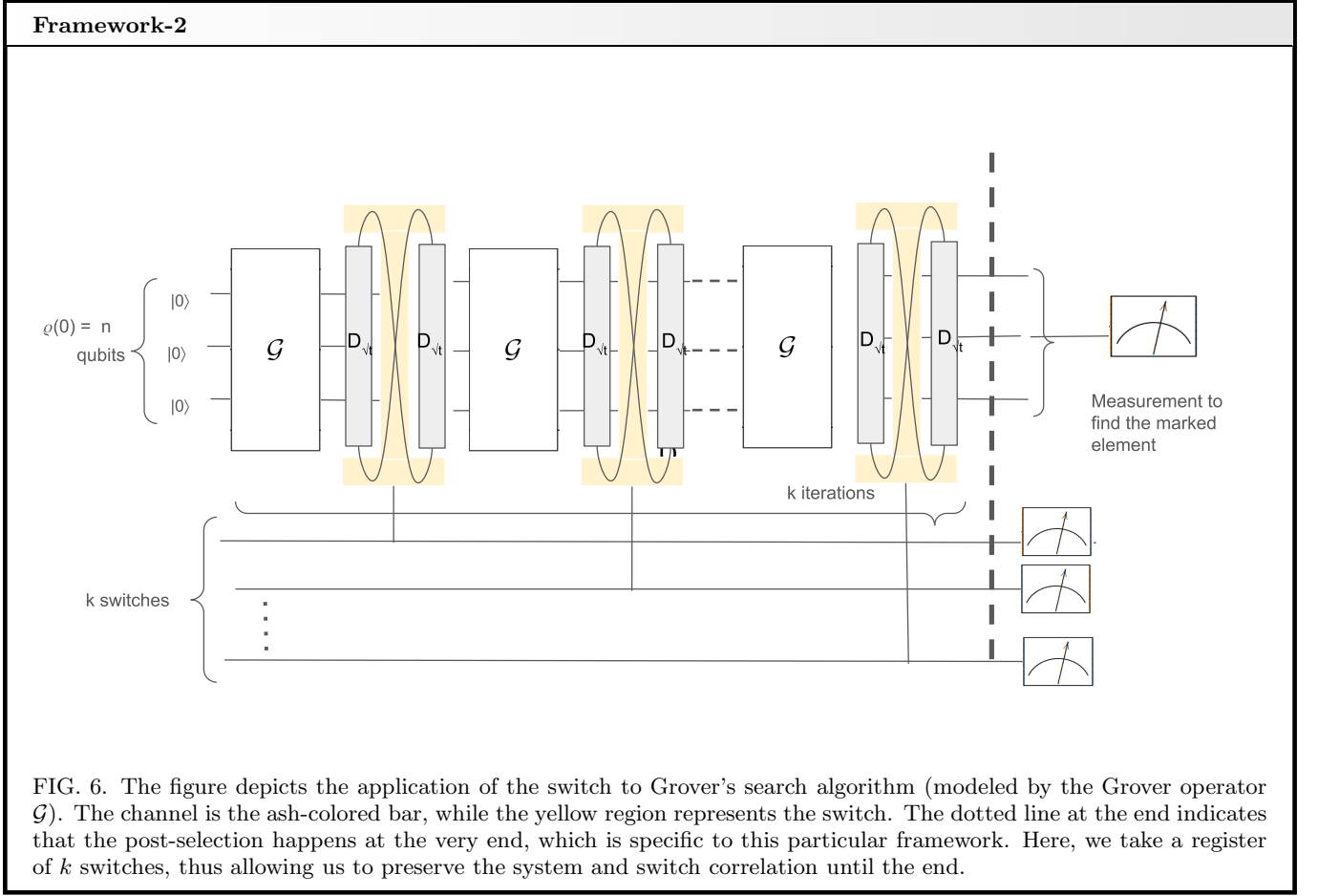
5. $\mathcal{S}(\mathcal{D}_{\sqrt{t}}, \mathcal{D}_{\sqrt{t}})(\rho(1) \otimes \rho_c)$

$$= \begin{bmatrix} \theta \mathcal{F}(\rho(1)) & \sqrt{\theta \bar{\theta}} \mathcal{R}(\rho(1)) \\ \sqrt{\theta \bar{\theta}} \mathcal{R}(\rho(1)) & \bar{\theta} \mathcal{F}(\rho(1)) \end{bmatrix}$$
6. $\rho_{\omega,1}(1) = \mathcal{S}(\mathcal{D}_{\sqrt{t}}, \mathcal{D}_{\sqrt{t}})(\rho(1) \otimes \rho_c)$. Here, the ω in subscript highlights this second framework where we make measurements at the end. The integer after that (1 in this case) denotes the number of switches correlated to the input state. The integer in the bracket denotes the number of Grover iterations applied on the search space, the input state.

$$\rho_{\omega,1}(1) = \begin{bmatrix} \theta \mathcal{F}(\rho(1)) & \sqrt{\theta \bar{\theta}} \mathcal{R}(\rho(1)) \\ \sqrt{\theta \bar{\theta}} \mathcal{R}(\rho(1)) & \bar{\theta} \mathcal{F}(\rho(1)) \end{bmatrix}.$$

It is also evident in the block matrix representation that the output is a valid density matrix.

Second Iteration ($k = 2$): We know the action of the switched noisy channels from the first iteration. This output, where the state representing the search space is now correlated with the first switch ρ_{c_1} , will be the input to the next iteration. Thus, unlike the first framework where in the next iteration, \mathcal{G} is applied again on the search space $\rho_x i(1)$, after the switch is traced out, in this



framework, the next Grover iteration will act as $(\mathcal{G} \otimes \mathbb{I}_d)$ on $\rho_{\omega,1}(1)$ to make sure only the search space goes through the Grover iteration (\mathcal{G}). Following the notation defined in 6, We denote this output as $\rho_{\omega,1}(2)$. After this, the noise acting on this iteration will be a combination of $(\mathcal{D}_{\sqrt{t}} \otimes \mathbb{I}_d)$, as discussed earlier 24. Here, We assume the quantum switches are noiseless for the time scale we're considering. Now, we use another switch ρ_{c_2} to put these noisy channels in superposition as We apply the noise, $(\mathcal{D}_{\sqrt{t}} \otimes \mathbb{I}_d)$ because the switch is noiseless. We can express the Kraus operators of the switch with two identical noise $(\mathcal{D}_{\sqrt{t}} \otimes \mathbb{I}_d)$.

$$\begin{aligned} \mathcal{W}_{ij}^{(2)} = & \\ & (K_i \otimes \mathbb{I}_d) (K_j \otimes \mathbb{I}_d) \otimes |0\rangle \langle 0| \\ & + (K_i \otimes \mathbb{I}_d) (K_j \otimes \mathbb{I}_d) \otimes |1\rangle \langle 1| \end{aligned} \quad (33)$$

$$\begin{aligned} \rho_{\omega,2}(2) = & \mathcal{S}((\mathcal{D}_{\sqrt{t}} \otimes \mathbb{I}_d), (\mathcal{D}_{\sqrt{t}} \otimes \mathbb{I}_d)) (\rho_{\omega,1}(2) \otimes \rho_{c_2}) \\ = & \sum_{i,j=0}^{d^2} \mathcal{W}_{ij}^{(2)} (\rho_{\omega,1}(2) \otimes \rho_c) \mathcal{W}_{ij}^\dagger \\ = & \sum_{i,j=0}^{d^2} \left\{ (K_i K_j \otimes \mathbb{I}_d) \otimes |0\rangle \langle 0| + (K_j K_i \otimes \mathbb{I}_d) \otimes |1\rangle \langle 1| \right\} \\ & (\rho_{\omega,1}(2) \otimes \rho_{c_2}). \end{aligned} \quad (34)$$

Detailed calculations can be found in the appendix VI C. We know the action of the switched noisy channels from the $k = 1$ iteration if we apply the same action recursively; for $k = 2$, we get this.

$$\begin{aligned}
\rho_{\omega,2}(2) &= \left\{ \underbrace{f_\rho \begin{bmatrix} \theta \mathcal{F}(\rho(2)) & \sqrt{\theta \bar{\theta}} \mathcal{R}(\rho(2)) \\ \sqrt{\theta \bar{\theta}} \mathcal{R}(\rho(2)) & \bar{\theta} \mathcal{F}(\rho(2)) \end{bmatrix}}_{f_\rho(\cdot)+} + \underbrace{f_{\mathbb{I}} \frac{\mathbb{I}_d}{d} \otimes \begin{bmatrix} \theta \text{Tr}(\mathcal{F}(\rho(2))) & \sqrt{\theta \bar{\theta}} \text{Tr}(\mathcal{R}(\rho(2))) \\ \sqrt{\theta \bar{\theta}} \text{Tr}(\mathcal{R}(\rho(2))) & \bar{\theta} \text{Tr}(\mathcal{F}(\rho(2))) \end{bmatrix}}_{f_{\mathbb{I}} \frac{\mathbb{I}_d}{d} \otimes \text{Tr}_{d \times d}(\cdot)} \right\} \otimes (\theta |0\rangle \langle 0| + \bar{\theta} |1\rangle \langle 1|) \\
&+ \left\{ \underbrace{r_\rho \begin{bmatrix} \theta \mathcal{F}(\rho(2)) & \sqrt{\theta \bar{\theta}} \mathcal{R}(\rho(2)) \\ \sqrt{\theta \bar{\theta}} \mathcal{R}(\rho(2)) & \bar{\theta} \mathcal{F}(\rho(2)) \end{bmatrix}}_{r_\rho(\cdot)+} + \underbrace{r_{\mathbb{I}} \frac{\mathbb{I}_d}{d} \otimes \begin{bmatrix} \theta \text{Tr}(\mathcal{F}(\rho(2))) & \sqrt{\theta \bar{\theta}} \text{Tr}(\mathcal{R}(\rho(2))) \\ \sqrt{\theta \bar{\theta}} \text{Tr}(\mathcal{R}(\rho(2))) & \bar{\theta} \text{Tr}(\mathcal{F}(\rho(2))) \end{bmatrix}}_{r_{\mathbb{I}} \frac{\mathbb{I}_d}{d} \otimes \text{Tr}_{d \times d}(\cdot)} \right\} \otimes \sqrt{\theta \bar{\theta}} (|0\rangle \langle 1| + |1\rangle \langle 0|) \\
\rho_{\omega,2}(2) &= \left\{ f_\rho \rho_{\omega,1}(2) + f_{\mathbb{I}} \frac{\mathbb{I}_d}{d} \otimes \text{Tr}_{d \times d}[\rho_{\omega,1}(2)] \right\} + \otimes (\theta |0\rangle \langle 0| + \bar{\theta} |1\rangle \langle 1|) \\
&+ \left\{ r_\rho \rho_{\omega,1}(2) + r_{\mathbb{I}} \frac{\mathbb{I}_d}{d} \otimes \text{Tr}_{d \times d}[\rho_{\omega,1}(2)] \right\} \otimes \sqrt{\theta \bar{\theta}} (|0\rangle \langle 1| + |1\rangle \langle 0|) \tag{35}
\end{aligned}$$

See Appendix VIC, for detailed calculation. We can use 6 and 2 to write the above result as:

$$\rho_{\omega,2}(2) = \begin{bmatrix} \theta \mathcal{F}_{(2)}(\rho_{\omega,1}(2)) & \sqrt{\theta \bar{\theta}} \mathcal{R}_{(2)}(\rho_{\omega,1}(2)) \\ \sqrt{\theta \bar{\theta}} \mathcal{R}_{(2)}(\rho_{\omega,1}(2)) & \bar{\theta} \mathcal{F}_{(2)}(\rho_{\omega,1}(2)) \end{bmatrix}, \tag{36}$$

where the matrix (36) is a 4d dimensional block matrix which is again analogous to (3). Now, if we want to stop the algorithm at this stage and analyze the state for success probability, we will need to make the measurement, assuming the quantity $2\sqrt{\theta \bar{\theta}} = 1$ for maximum indefiniteness as discussed before

$$\begin{aligned}
\rho_\omega(2) &= \frac{(\langle + |^{\otimes 2} \rho_{\omega,2}(2) | + \rangle^{\otimes 2})}{\text{Tr}[(\langle + |^{\otimes 2} \rho_{\omega,2}(2) | + \rangle^{\otimes 2})]} \\
&= f_{\omega,2}(t) \rho(2) + (1 - f_{\omega,2}(t)) \text{Tr}[\rho] \frac{\mathbb{I}}{d}, \tag{37}
\end{aligned}$$

where,

$$\begin{aligned}
f_{\omega,2}(t) &= (f_\rho + r_\rho)^2 \left((f_\rho + r_\rho)^2 + (f_{\mathbb{I}} + r_{\mathbb{I}}) \right. \\
&\quad \left. (1 + r_\rho + r_{\mathbb{I}}) + f_\rho + r_\rho \right)^{-1} \tag{38}
\end{aligned}$$

We can unpack the functions F and R , applied on block matrices, as:

$$\mathcal{F}(\rho_{\omega,k-1}(k)) = \underbrace{f_\rho}_{2^{k-1}d\text{-dimensional}} \underbrace{(\rho_{\omega,k-1}(k))}_{d\text{-dimensional}} + \underbrace{f_{\mathbb{I}} \frac{\mathbb{I}_d}{d}}_{d\text{-dimensional}} \otimes \underbrace{\text{Tr}_{d \times d}(\rho_{\omega,k-1}(k))}_{2^{k-1}\text{-dimensional}}. \tag{39}$$

Similarly,

$$\mathcal{R}(\rho_{\omega,k-1}(k)) = \underbrace{r_\rho}_{2^{k-1}d\text{-dimensional}} \underbrace{(\rho_{\omega,k-1}(k))}_{d\text{-dimensional}} + \underbrace{r_{\mathbb{I}} \frac{\mathbb{I}_d}{d}}_{d\text{-dimensional}} \otimes \underbrace{\text{Tr}_{d \times d}(\rho_{\omega,k-1}(k))}_{2^{k-1}\text{-dimensional}}. \tag{40}$$

We get a recursive relation using the above substitutions

Extending the output state to k^{th} iteration:
The quantum operation applied to the output of $(k-1)^{\text{th}}$ (input to the k^{th}) iteration will be $(\mathbb{I}_d \otimes GD_t) \rho_{\omega,k-1}(k) (D_t^\dagger G^\dagger \otimes \mathbb{I}_d^\dagger)$. If we apply that action recursively, (as the input of the k^{th} iteration is the same as the output of the $(k-1)^{\text{th}}$ iteration)

At the k^{th} iteration, the state/system will be a $2^k * 2^n = 2^{k+n}$ dimensional matrix. In terms of the number of terms, there will be $2^k * 2^k = 2^{k+k} = 4^k$ terms. To study the accumulated error at the k^{th} iteration, we will need to consider taking the state obtained after measurement and post-selection of all the k control states correlated with the output state after k iterations:

in (39) and (40). Again, for concise representation, we

introduce a notation called block trace, which applies trace on all the 2×2 block matrices in the matrix. It leads to a matrix that is half the size of the input matrix,

again keeping in line with the exponential nature of the calculations. We will reduce the matrix's dimension with each step by half.

$$\begin{aligned} \langle\langle + |^{\otimes k} \rangle\rangle \rho_{\omega,k}(k) \langle\langle + |^{\otimes k} \rangle\rangle &= \langle\langle + |^{\otimes k} \rangle\rangle \left[\begin{array}{cc} \theta \mathcal{F}(\rho_{\omega,k-1}(k)) & \sqrt{\theta \bar{\theta}} \mathcal{R}(\rho_{\omega,k-1}(k)) \\ \sqrt{\theta \bar{\theta}} \mathcal{R}(\rho_{\omega,k-1}(k)) & \bar{\theta} \mathcal{F}(\rho_{\omega,k-1}(k)) \end{array} \right] \langle\langle + |^{\otimes k} \rangle\rangle \\ &= \langle\langle + |^{\otimes k-1} \rangle\rangle (\mathcal{F}(\rho_{\omega,k-1}(k))) \langle\langle + |^{\otimes k-1} \rangle\rangle + 2\sqrt{\theta \bar{\theta}} \langle\langle + |^{\otimes k-1} \rangle\rangle (\mathcal{R}(\rho_{\omega,k-1}(k))) \langle\langle + |^{\otimes k-1} \rangle\rangle. \end{aligned} \quad (41)$$

We can write this as $M_k(\rho_{\omega,k}(k))$ where M_k denotes the measurement operation $\langle\langle + |^{\otimes k} \rangle\rangle$. This trivial notation will again help us appreciate the recursive nature of the evolution as:

$$\begin{aligned} M_k(\rho_{\omega,k}(k)) &= \langle\langle + |^{\otimes k} \rangle\rangle \rho_k(k) \langle\langle + |^{\otimes k} \rangle\rangle, = \frac{1}{2} \left\{ (f_\rho + 2\sqrt{\theta \bar{\theta}} r_\rho) M_{k-1}(\rho_{\omega,(k-1)}(k)) + (f_{\mathbb{I}} + 2\sqrt{\theta \bar{\theta}} r_{\mathbb{I}}) \right. \\ &\quad \left. (\mathbb{I}_d \otimes \langle\langle + |^{\otimes k-1} \rangle\rangle \otimes \text{Tr}_{d \times d}(\rho_{\omega,k-1}(k)) \otimes |+\rangle^{\otimes k-1}) \right\}. \end{aligned} \quad (42)$$

Using this generalization, we can recursively obtain the third iterations as follows:

Here, $M_0(\rho_0(2)) = \rho_3$ and $\text{Tr}_{d \times d}(\rho_3) = \text{Tr}(\rho_3) = 1$.

$$\begin{aligned} M_3(\rho_{\omega,3}(3)) &= \frac{1}{2} (f_\rho + 2\sqrt{\theta \bar{\theta}}) M_2(\rho_2(3)) \\ &+ \frac{1}{2} (f_{\mathbb{I}} + 2\sqrt{\theta \bar{\theta}}) \frac{\mathbb{I}_d}{d} \langle\langle + |^{\otimes 2} \text{Tr}_{d \times d}(\rho_{\omega,2}(3)) |+\rangle^{\otimes 2} \rangle\rangle, \\ M_2(\rho_2(3)) &= \frac{1}{2} (f_\rho + 2\sqrt{\theta \bar{\theta}}) M_1(\rho_1(3)) \\ &+ \frac{1}{2} (f_{\mathbb{I}} + 2\sqrt{\theta \bar{\theta}}) \frac{\mathbb{I}_d}{d} \langle\langle + | \text{Tr}_{d \times d}(\rho_2(3)) |+\rangle \rangle, \\ M_1(\rho_1(3)) &= \frac{1}{2} (f_\rho + 2\sqrt{\theta \bar{\theta}}) M_0(\rho_0(3)) \\ &+ \frac{1}{2} (f_{\mathbb{I}} + 2\sqrt{\theta \bar{\theta}}) \frac{\mathbb{I}_d}{d} \text{Tr}_{d \times d}(\rho_0(3)). \end{aligned} \quad (43)$$

1. Success Probability

We can then use the output state after measurement and post-selection to calculate the success probability in a similar way to the first framework, where success probability can be written as:

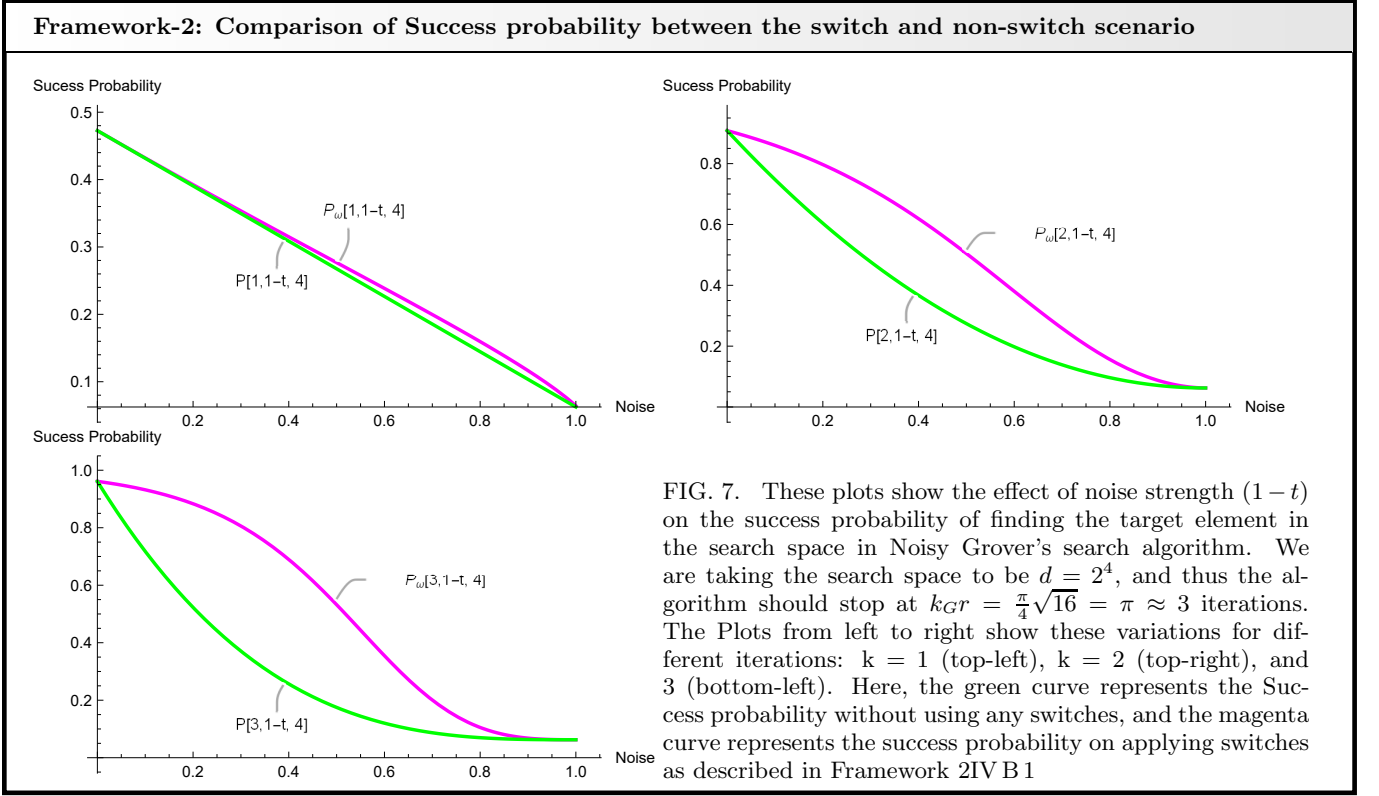
$$(\text{coefficient of } \rho) P(k, 0, d) + \frac{(\text{coefficient of } \frac{\mathbb{I}_d}{d})}{d}. \quad (44)$$

Thus, we can write the success probability for the first three iterations in terms of the parameter t as,

$$\begin{aligned} P_\omega(1, (1-t), d) &= P_\xi(k, (1-t), d) = (f_\xi(t))^k P(k, 0, d) + \frac{1 - (f_\xi(t))^k}{d} \\ &\quad \left(\left(\left(\frac{1-\sqrt{t}}{d} \right)^2 + 2t \right)^2 \right) \\ P_\omega(2, (1-t), d) &= \frac{P(2, 0, d)}{\left(\left(\left(\frac{1-\sqrt{t}}{d} \right)^2 + 2t \right)^2 + (1 + 2(1-\sqrt{t})\sqrt{t} - t) \left(1 + \frac{1}{d^2} (1-\sqrt{t})^2 + 2(1-\sqrt{t})\sqrt{t} + 3t \right) \right)} \\ &\quad + \frac{(1 + 2(1-\sqrt{t})\sqrt{t} - t) \left(1 + \frac{1}{d^2} (1-\sqrt{t})^2 + 2(1-\sqrt{t})\sqrt{t} + 3t \right)}{\left(\left(\left(\frac{1-\sqrt{t}}{d} \right)^2 + 2t \right)^2 + (1 + 2(1-\sqrt{t})\sqrt{t} - t) \left(1 + \frac{1}{d^2} (1-\sqrt{t})^2 + 2(1-\sqrt{t})\sqrt{t} + 3t \right) \right)} \frac{1}{d}. \\ P_\omega(3, (1-t), d) &= \frac{\left(\left(\frac{1-\sqrt{t}}{d} \right)^2 + 2t \right)^3}{\left(\left(\left(\frac{1-\sqrt{t}}{d} \right)^2 + 2t \right)^3 + (1 + 2(1-\sqrt{t})\sqrt{t} - t) \left(1 + \frac{1}{2d^2} (1-\sqrt{t})^2 + 2(1-\sqrt{t})\sqrt{t} + 3t + \left(\frac{1}{d^2} (1-\sqrt{t})^2 + 2t \right)^2 \right) \right)} P(3, 0, d) \\ &\quad + \frac{(1 + 2(1-\sqrt{t})\sqrt{t} - t) \left(1 + \frac{1}{2d^2} (1-\sqrt{t})^2 + 2(1-\sqrt{t})\sqrt{t} + 3t + \left(\frac{1}{d^2} (1-\sqrt{t})^2 + 2t \right)^2 \right)}{\left(\left(\left(\frac{1-\sqrt{t}}{d} \right)^2 + 2t \right)^3 + (1 + 2(1-\sqrt{t})\sqrt{t} - t) \left(1 + \frac{1}{2d^2} (1-\sqrt{t})^2 + 2(1-\sqrt{t})\sqrt{t} + 3t + \left(\frac{1}{d^2} (1-\sqrt{t})^2 + 2t \right)^2 \right) \right)} \frac{1}{d}. \end{aligned}$$

Here, we plot the figure IV B 1 comparing the success

probability of the switched channel framework 2 and the



success probability of the noisy Grover iteration when there is no switch as the noise $(1-t)$ varies across x -axis. Just like IV A 2, it is again clear that the switch is giving an advantage in terms of restoring the success probability for the first and subsequent $k = 2$ and $k = 3$ (we take $d = 2^4$ as an example). Ideally, the algorithm is supposed to stop after $k_{Gr} = \frac{\pi}{4}\sqrt{2^4} = \pi \approx 3$ iterations, and we can see how an increase in noise can drastically bring down the success probability from 1. This can be prevented using the switched channel framework 2 proposed in this section, which allows the system to tolerate more noise while keeping the success probability within an acceptable range.

V. CONCLUSIONS

We conclude that quantum switches can help mitigate the effect of noise in the Grover search algorithm. This comes in handy in a situation like this when there is no way of correcting fault-tolerant errors. We present here two switch frameworks, one where the measurement takes place at every iteration and the other where the measurement is done at the final step. In both methodologies, we can sustain the algorithm's efficacy in terms of success probability than the usual noisy scenario. In particular, the second methodology significantly outperforms the first one.

Acknowledgement: SS acknowledges useful discussions with Dr. Shantanav Chakraborty and Dr. Siddhartha Das of Centre for Quantum Science and Technology, IIIT Hyderabad.

-
- [1] J. Preskill, *Quantum* **2**, 79 (2018), arXiv:1801.00862 [cond-mat, physics:quant-ph].
- [2] K. Bharti, A. Cervera-Lierta, T. H. Kyaw, T. Haug, S. Alperin-Lea, A. Anand, M. Degroote, H. Heimonen, J. S. Kottmann, T. Menke, W.-K. Mok, S. Sim, L.-C. Kwek, and A. Aspuru-Guzik, *Rev. Mod. Phys.* **94**, 015004 (2022), publisher: American Physical Society.
- [3] P. W. Shor, *SIAM J. Comput.* **26**, 1484 (1997).
- [4] D. Deutsch and R. Jozsa, *Rapid Solution of Problems by Quantum Computation*, Technical Report (University of Bristol, GBR, 1992).
- [5] L. K. Grover, *STOC 96*, 212 (1996).
- [6] A. Ambainis, *SIGACT News* **35**, 22 (2004).
- [7] I. Chakrabarty, S. Khan, and V. Singh, *Quantum Inf Process* **16**, 153 (2017).
- [8] C. Durr and P. Hoyer, (1999), arXiv:quant-ph/9607014.
- [9] R. R. Tucci, (2014), arXiv:1404.0668 [quant-ph].
- [10] L. K. Grover, (1996), arXiv:quant-ph/9607024.
- [11] M. Fürer, in *LATIN 2008: Theoretical Informatics, Lecture Notes in Computer Science*, edited by E. S. Laber, C. Bornstein, L. T. Nogueira, and L. Faria (Springer, Berlin, Heidelberg, 2008) pp. 784–792.
- [12] A. Ambainis, Quantum search algorithms (2005), arXiv:quant-ph/0504012.
- [13] N. J. Cerf, L. K. Grover, and C. P. Williams, *AAECC* **10**, 311 (2000).
- [14] G. Brassard, P. Høyer, and A. Tapp, in *LATIN'98: Theoretical Informatics, Lecture Notes in Computer Science*, edited by C. L. Lucchesi and A. V. Moura (Springer, Berlin, Heidelberg, 1998) pp. 163–169.
- [15] D. J. Bernstein, J. Buchmann, and E. Dahmen, eds., *Post-Quantum Cryptography* (Springer Berlin Heidelberg, Berlin, Heidelberg, 2009).
- [16] S. Jaques, M. Naehrig, M. Roetteler, and F. Virdia, (2019).
- [17] A. Mandal, R. S. Sarkar, S. Chakraborty, and B. Adhikari, *Phys. Rev. A* **106**, 042405 (2022), publisher: American Physical Society.
- [18] S. L. Braunstein and A. K. Pati, *Quantum Info. Comput.* **2**, 399 (2002).
- [19] S. Chakraborty, S. Banerjee, S. Adhikari, and A. Kumar, Entanglement in the Grover's Search Algorithm (2013), arXiv:1305.4454 [quant-ph].
- [20] S. Chakraborty and S. Adhikari, Non-classical Correlations in the Quantum Search Algorithm (2013), arXiv:1302.6005 [quant-ph].
- [21] H. P. Breuer and F. Petruccione, *The theory of open quantum systems* (Oxford University Press, Great Clarendon Street, 2002).
- [22] I. Cohn, A. L. F. de Oliveira, E. Buksman, and J. G. L. de Lacalle, *Int. J. Quant. Inf.* **14**, 1650009 (2016), arXiv:1508.03302.
- [23] P. Vrana, D. Reeb, D. Reitzner, and M. M. Wolf, *New J. Phys.* **16**, 073033 (2014), publisher: IOP Publishing.
- [24] O. Regev and L. Schiff, in *Automata, Languages and Programming, Lecture Notes in Computer Science*, edited by L. Aceto, I. Damgård, L. A. Goldberg, M. M. Halldórsson, A. Ingólfssdóttir, and I. Walukiewicz (Springer, Berlin, Heidelberg, 2008) pp. 773–781.
- [25] K. Temme, *Phys. Rev. A* **90**, 022310 (2014), publisher: American Physical Society.
- [26] J. Chen, D. Kaszlikowski, L. C. Kwek, and C. H. Oh, *Physics Letters A* **306**, 296 (2003).
- [27] L. Hardy, www.arxiv.org/abs/gr-qc/0509120 (2005).
- [28] L. Hardy, *J. Phys. A* **40**, 3081 (2007).
- [29] G. Chiribella, G. M. D'Ariano, P. Perinotti, and B. Valiron, *Physical Review A* **88**, 022318 (2013), arXiv:0912.0195.
- [30] O. Oreshkov, F. Costa, and C. Brukner, *Nat Commun* **3**, 1092 (2012), number: 1 Publisher: Nature Publishing Group.
- [31] G. Chiribella, *Phys. Rev. A* **86**, 040301 (2012), publisher: American Physical Society.
- [32] X. Zhao, Y. Yang, and G. Chiribella, *Phys. Rev. Lett.* **124**, 190503 (2020), publisher: American Physical Society.
- [33] D. Ebler, S. Salek, and G. Chiribella, *Phys. Rev. Lett.* **120**, 120502 (2018), publisher: American Physical Society.
- [34] S. Salek, D. Ebler, and G. Chiribella, Quantum communication in a superposition of causal orders (2018), arXiv:1809.06655 [quant-ph].
- [35] G. Chiribella, M. Banik, S. S. Bhattacharya, T. Guha, M. Alimuddin, A. Roy, S. Saha, S. Agrawal, and G. Kar, *New J. Phys.* **23**, 033039 (2021), publisher: IOP Publishing.
- [36] P. A. Guerin, A. Feix, M. Araujo, and C. Brukner, *Phys. Rev. Lett.* **117**, 100502 (2016), publisher: American Physical Society.
- [37] M. Araujo, F. Costa, and C. Brukner, *Phys. Rev. Lett.* **113**, 250402 (2014), publisher: American Physical Society.
- [38] T. Guha, M. Alimuddin, and P. Parashar, *Phys. Rev. A* **102**, 032215 (2020), publisher: American Physical Society.
- [39] S. Yanamandra, P. V. Srinidhi, S. Bhattacharya, I. Chakrabarty, and S. Goswami, Breaking absolute separability with quantum switch (2023), arXiv:2310.04819 [quant-ph].
- [40] L. M. Procopio, A. Moqanaki, M. Araujo, F. Costa, I. Alonso Calafell, E. G. Dowd, D. R. Hamel, L. A. Rozema, C. Brukner, and P. Walther, *Nat Commun* **6**, 7913 (2015), number: 1 Publisher: Nature Publishing Group.
- [41] G. Rubino, L. A. Rozema, A. Feix, M. Araujo, J. M. Zeuner, L. M. Procopio, C. Brukner, and P. Walther, *Science Advances* **3**, e1602589 (2017), publisher: American Association for the Advancement of Science.
- [42] K. Goswami, C. Giarmatzi, M. Kewming, F. Costa, C. Branciard, J. Romero, and A. White, *Phys. Rev. Lett.* **121**, 090503 (2018), publisher: American Physical Society.
- [43] A. Saha, R. Majumdar, D. Saha, A. Chakrabarti, and S. Sur-Kolay, *Phys. Rev. A* **105**, 062453 (2022), publisher: American Physical Society.
- [44] J. Avron, O. Casper, and I. Rozen, *Phys. Rev. A* **104**, 052404 (2021), publisher: American Physical Society.
- [45] F. B. Maciejewski, Z. Zimborás, and M. Osz-

- maniec, *Quantum* **4**, 257 (2020), publisher: Verein zur Förderung des Open Access Publizierens in den Quantenwissenschaften.
- [46] C. Zalka, *Phys. Rev. A* **60**, 2746 (1999), publisher: American Physical Society.
- [47] C. H. Bennett, E. Bernstein, G. Brassard, and U. Vazirani, *SIAM J. Comput.* **26**, 1510 (1997), publisher: Society for Industrial and Applied Mathematics.
- [48] M. A. Nielsen and I. L. Chuang, *Quantum computation and quantum information*, 10th ed. (Cambridge university press, Cambridge, 2010).
- [49] M. M. Wilde, *Quantum information theory*, 2nd ed. (Cambridge university press, Cambridge, 2017).
- [50] S. Das and M. M. Wilde, *IEEE Trans. Inform. Theory* **65**, 7566 (2019), arXiv:1703.03706 [quant-ph].
- [51] J. E. Martinez, A. d. iOlius, and P. M. Crespo, *Phys. Rev. A* **108**, 032602 (2023), arXiv:2301.10132 [quant-ph].
- [52] M. Frey, D. Collins, and K. Gerlach, *J. Phys. A: Math. Theor.* **44**, 205306 (2011), arXiv:1008.1557.
- [53] S. S. Bhattacharya, A. G. Maity, T. Guha, G. Chiribella, and M. Banik, *PRX Quantum* **2**, 020350 (2021), publisher: American Physical Society.
- [54] A. Ambainis, A. Bačkurs, N. Nahimovs, and A. Rivosh, in *Mathematical and Engineering Methods in Computer Science*, Lecture Notes in Computer Science, edited by A. Kučera, T. A. Henzinger, J. Nešetřil, T. Vojnar, and D. Antoš (Springer, Berlin, Heidelberg, 2013) pp. 180–189.
- [55] H. Azuma, *Phys. Rev. A* **65**, 042311 (2002), publisher: American Physical Society.
- [56] P. J. Salas, *Eur. Phys. J. D* **46**, 365 (2008), arXiv:0801.1261 [quant-ph].
- [57] P. W. Shor, Fault-tolerant quantum computation (1997), arXiv:quant-ph/9605011.
- [58] M. Boyer, G. Brassard, P. Hoyer, and A. Tapp, *Fortschr. Phys.* **46**, 493 (1998), arXiv:quant-ph/9605034.
- [59] M. Frey, *Quantum Inf Process* **18**, 96 (2019).

VI. APPENDIX

A. Calculations for the first iteration ($k = 1$) in noisy Grover's Search with Algorithm with quantum switch

For $k = 1$, we have $\mathcal{S}(\mathcal{D}_{\sqrt{t}}, \mathcal{D}_{\sqrt{t}})(\rho \otimes \rho_c)$. Now, by expanding the inputs in the expression, we have

1. The depolarising channel noise represented as $\mathcal{D}_{\sqrt{t}}$

$$\begin{aligned}
 \mathcal{D}_{\sqrt{t}}(\rho) &= \sqrt{t}\rho + (1 - \sqrt{t})\text{Tr}(\rho)\frac{\mathbb{I}_d}{d} \\
 &= \sqrt{t}\rho + (1 - \sqrt{t})\frac{1}{d^2}\sum_{i=1}^{d^2} U_i\rho U_i^\dagger \quad \text{using, } \frac{1}{d^2}\sum_{i=1}^{d^2} U_i\rho U_i^\dagger = \text{Tr}(\rho)\frac{\mathbb{I}_d}{d} \\
 &= \frac{(1 - \sqrt{t})}{d^2}\left(\frac{\sqrt{t}d^2}{1 - \sqrt{t}}\mathbb{I}_d\rho\mathbb{I}_d^\dagger + \sum_{i=1}^{d^2} U_i\rho U_i^\dagger\right) \\
 &= \frac{(1 - \sqrt{t})}{d^2}\left(U_0\rho U_0^\dagger + \sum_{i=1}^{d^2} U_i\rho U_i^\dagger\right) \quad \text{taking, } U_0 = \sqrt{\frac{\sqrt{t}d^2}{1 - \sqrt{t}}}\mathbb{I}_d \\
 &= \frac{(1 - \sqrt{t})}{d^2}\sum_{i=0}^{d^2} U_i\rho U_i^\dagger \tag{45}
 \end{aligned}$$

Using, $K_0 = \sqrt{\frac{(1 - \sqrt{t})}{d^2}}U_0 = \sqrt{t}\mathbb{I}_d$ and $K_i = \sqrt{\frac{(1 - \sqrt{t})}{d^2}}U_i$ where $\{i = 1, 2, \dots, d^2\}$. We have the set of Kraus operators $\{K_i\}$ for $\mathcal{D}_{\sqrt{t}}$

$$\mathcal{D}_{\sqrt{t}}(\rho) = \sum_{i=0}^{d^2} K_i\rho K_i^\dagger \tag{46}$$

2. The control qubit represented as denoted by ρ_c

$$\begin{aligned}\rho_c &= |c\rangle\langle c| \quad \text{where, } |c\rangle = \sqrt{\theta}|0\rangle + \sqrt{\bar{\theta}}|1\rangle \\ &= \theta|0\rangle\langle 0| + \sqrt{\theta\bar{\theta}}|0\rangle\langle 1| + \sqrt{\theta\bar{\theta}}|1\rangle\langle 0| + \bar{\theta}|1\rangle\langle 1|\end{aligned}\quad (47)$$

3. The input search space after the application of the first Grover iteration, consisting of n -qubits $\equiv 2^n$ dimensional qudit system denoted by $\rho(1)$.

We also note the following for later use

$$\frac{1}{d} \sum_{i=1}^{d^2} \text{Tr}[U_i^\dagger V] U_i = V, \quad (48)$$

$$\frac{1}{d^2} \sum_{i=1}^{d^2} U_i V U_i^\dagger = \text{Tr}[V] \frac{\mathbb{I}_d}{d}, \quad (49)$$

Since the d^2 unitary operators U_i are orthogonal to each other, they establish an orthonormal basis with respect to the Hilbert-Schmidt inner product. This basis is applicable to any d -dimensional linear operator V . We can express the Kraus operators of the switch \mathcal{S} 13:

$$\begin{aligned}\mathcal{W}_{ij} &= K_i K_j \otimes |0\rangle\langle 0| + K_j K_i \otimes |1\rangle\langle 1| \\ &= \frac{(1-\sqrt{t})}{d^2} \left(U_i U_j \otimes |0\rangle\langle 0| + U_j U_i \otimes |1\rangle\langle 1| \right) \text{ for } i, j = 0, 1, 2 \dots d^2\end{aligned}\quad (50)$$

$$\begin{aligned}\mathcal{S}(\mathcal{D}_{\sqrt{t}}, \mathcal{D}_{\sqrt{t}})(\rho(1) \otimes \rho_c) &= \sum_{i,j=0}^{d^2} \mathcal{W}_{ij}(\rho(1) \otimes \rho_c) \mathcal{W}_{ij}^\dagger \\ &= \sum_{i,j=0}^{d^2} \left\{ (K_i K_j \otimes |0\rangle\langle 0| + K_j K_i \otimes |1\rangle\langle 1|) (\rho(1) \otimes \rho_c) (K_i K_j \otimes |0\rangle\langle 0| + K_j K_i \otimes |1\rangle\langle 1|)^\dagger \right\} \\ &= \sum_{i,j=0}^{d^2} \left\{ (K_i K_j \rho(1) K_j^\dagger K_i^\dagger \otimes |0\rangle\langle 0| \rho_c |0\rangle\langle 0|) + (K_i K_j \rho(1) K_j^\dagger K_i^\dagger \otimes |0\rangle\langle 0| \rho_{c_1} |1\rangle\langle 1|) \right. \\ &\quad \left. + (K_i K_j \rho(1) K_j^\dagger K_i^\dagger \otimes |1\rangle\langle 1| \rho_c |0\rangle\langle 0|) + (K_i K_j \rho(1) K_j^\dagger K_i^\dagger \otimes |1\rangle\langle 1| \rho_{c_1} |1\rangle\langle 1|) \right\}\end{aligned}\quad (51)$$

$$\begin{aligned}\mathcal{S}(\mathcal{D}_{\sqrt{t}}, \mathcal{D}_{\sqrt{t}})(\rho(1) \otimes \rho_{c_1}) &= \sum_{i,j=0}^{d^2} \left\{ (K_i K_j \rho(1) K_j^\dagger K_i^\dagger \otimes \theta |0\rangle\langle 0|) + (K_i K_j \rho(1) K_j^\dagger K_i^\dagger \otimes \sqrt{\theta\bar{\theta}} |0\rangle\langle 1|) \right. \\ &\quad \left. + (K_i K_j \rho(1) K_j^\dagger K_i^\dagger \otimes \sqrt{\theta\bar{\theta}} |1\rangle\langle 0|) + (K_i K_j \rho(1) K_j^\dagger K_i^\dagger \otimes \bar{\theta} |1\rangle\langle 1|) \right\}\end{aligned}\quad (52)$$

46 gives the Kraus operators. We will break this equation into four parts:

1. After fixing both $i = j = 0$, we have

$$\begin{aligned}
& \sum_{i=1}^{d^2} \sum_{j=1}^{d^2} \left\{ \left(\sqrt{\frac{1-\sqrt{t}}{d^2}} U_i \sqrt{\frac{1-\sqrt{t}}{d^2}} U_j \rho(1) \sqrt{\frac{1-\sqrt{t}}{d^2}} U_j^\dagger \sqrt{\frac{1-\sqrt{t}}{d^2}} U_i^\dagger \otimes \theta |0\rangle \langle 0| \right) + \right. \\
& \quad \left(\sqrt{\frac{1-\sqrt{t}}{d^2}} U_i \sqrt{\frac{1-\sqrt{t}}{d^2}} U_j \rho(1) \sqrt{\frac{1-\sqrt{t}}{d^2}} U_j^\dagger \sqrt{\frac{1-\sqrt{t}}{d^2}} U_i^\dagger \otimes \sqrt{\theta\bar{\theta}} |0\rangle \langle 1| \right) + \\
& \quad \left(\sqrt{\frac{1-\sqrt{t}}{d^2}} U_i \sqrt{\frac{1-\sqrt{t}}{d^2}} U_j \rho(1) \sqrt{\frac{1-\sqrt{t}}{d^2}} U_j^\dagger \sqrt{\frac{1-\sqrt{t}}{d^2}} U_i^\dagger \otimes \sqrt{\theta\bar{\theta}} |1\rangle \langle 0| \right) + \\
& \quad \left. \left(\sqrt{\frac{1-\sqrt{t}}{d^2}} U_i \sqrt{\frac{1-\sqrt{t}}{d^2}} U_j \rho(1) \sqrt{\frac{1-\sqrt{t}}{d^2}} U_j^\dagger \sqrt{\frac{1-\sqrt{t}}{d^2}} U_i^\dagger \otimes \bar{\theta} |1\rangle \langle 1| \right) \right\} \\
& = \sum_{i=1}^{d^2} \sum_{j=1}^{d^2} \left(\frac{1-\sqrt{t}}{d^2} \right)^2 \left(U_i U_j \rho(1) U_j^\dagger U_i^\dagger \otimes \theta |0\rangle \langle 0| + U_i U_j \rho(1) U_i^\dagger U_j^\dagger \otimes \sqrt{\theta\bar{\theta}} |0\rangle \langle 1| \right. \\
& \quad \left. + U_j U_i \rho(1) U_j^\dagger U_i^\dagger \otimes \sqrt{\theta\bar{\theta}} |1\rangle \langle 0| + U_j U_i \rho(1) U_i^\dagger U_j^\dagger \otimes \bar{\theta} |1\rangle \langle 1| \right) \tag{53} \\
& = \left(\frac{1-\sqrt{t}}{d^2} \right)^2 \left(\sum_{i=1}^{d^2} \sum_{j=1}^{d^2} (U_i U_j \rho(1) U_j^\dagger U_i^\dagger \otimes \theta |0\rangle \langle 0|) + \sum_{i=1}^{d^2} \sum_{j=1}^{d^2} (U_i U_j \rho(1) U_i^\dagger U_j^\dagger \otimes \sqrt{\theta\bar{\theta}} |0\rangle \langle 1|) \right. \\
& \quad \left. + \sum_{i=1}^{d^2} \sum_{j=1}^{d^2} (U_j U_i \rho(1) U_j^\dagger U_i^\dagger \otimes \sqrt{\theta\bar{\theta}} |1\rangle \langle 0|) + \sum_{i=1}^{d^2} \sum_{j=1}^{d^2} (U_j U_i \rho(1) U_i^\dagger U_j^\dagger \otimes \bar{\theta} |1\rangle \langle 1|) \right) \\
& = (1-\sqrt{t})^2 \left\{ \frac{1}{d^2} \sum_{i=1}^{d^2} U_i \left(\frac{1}{d^2} \sum_{j=1}^{d^2} U_j \rho(1) U_j^\dagger \right) U_i^\dagger \otimes \theta |0\rangle \langle 0| + \frac{1}{d^2} \sum_{j=1}^{d^2} \left(\frac{1}{d^2} \sum_{i=1}^{d^2} U_i (U_j \rho(1)) U_i^\dagger \right) U_j^\dagger \otimes \sqrt{\theta\bar{\theta}} |0\rangle \langle 1| \right. \\
& \quad \left. + \frac{1}{d^2} \sum_{i=1}^{d^2} \left(\frac{1}{d^2} \sum_{j=1}^{d^2} U_j (U_i \rho(1)) U_j^\dagger \right) U_i^\dagger \otimes \sqrt{\theta\bar{\theta}} |1\rangle \langle 0| + \frac{1}{d^2} \sum_{j=1}^{d^2} U_j \left(\frac{1}{d^2} \sum_{i=1}^{d^2} U_i \rho(1) U_i^\dagger \right) U_j^\dagger \otimes \bar{\theta} |1\rangle \langle 1| \right\} \\
& = (1-\sqrt{t})^2 \left\{ \frac{1}{d^2} \sum_{i=1}^{d^2} U_i \left(\text{Tr}(\rho(1)) \frac{\mathbb{I}_d}{d} \right) U_i^\dagger \otimes \theta |0\rangle \langle 0| + \frac{1}{d^2} \sum_{j=1}^{d^2} \left(\text{Tr}(U_j \rho(1)) \frac{\mathbb{I}_d}{d} U_j^\dagger \right) \otimes \sqrt{\theta\bar{\theta}} |0\rangle \langle 1| \right. \\
& \quad \left. + \frac{1}{d^2} \sum_{i=1}^{d^2} \left(\text{Tr}(U_i \rho(1)) \frac{\mathbb{I}_d}{d} U_i^\dagger \right) \otimes \sqrt{\theta\bar{\theta}} |1\rangle \langle 0| + \frac{1}{d^2} \sum_{j=1}^{d^2} U_j \left(\text{Tr}(\rho(1)) \frac{\mathbb{I}_d}{d} \right) U_j^\dagger \otimes \bar{\theta} |1\rangle \langle 1| \right\} \\
& = (1-\sqrt{t})^2 \left\{ \text{Tr}(\rho) \frac{\mathbb{I}_d}{d} \otimes \theta |0\rangle \langle 0| + \frac{1}{d^2} \rho(1) \otimes \sqrt{\theta\bar{\theta}} |0\rangle \langle 1| + \frac{1}{d^2} \rho(1) \otimes \sqrt{\theta\bar{\theta}} |1\rangle \langle 0| + \text{Tr}(\rho) \frac{\mathbb{I}_d}{d} \otimes \bar{\theta} |1\rangle \langle 1| \right\} \tag{54}
\end{aligned}$$

2. fix $i = 0, j \neq 0$.

$$\begin{aligned}
&= \sum_{j=1}^{d^2} \left\{ \sqrt[4]{t} \mathbb{I}_d \sqrt{\frac{1-\sqrt{t}}{d^2}} U_j \rho(1) \sqrt{\frac{1-\sqrt{t}}{d^2}} U_j^\dagger \sqrt[4]{t} \mathbb{I}_d \otimes \theta |0\rangle \langle 0| \right. \\
&\quad + \sqrt[4]{t} \mathbb{I}_d \sqrt{\frac{1-\sqrt{t}}{d^2}} U_j \rho(1) \sqrt[4]{t} \mathbb{I}_d \sqrt{\frac{1-\sqrt{t}}{d^2}} U_j^\dagger \otimes \sqrt{\theta \bar{\theta}} |0\rangle \langle 1| \\
&\quad + \sqrt{\frac{1-\sqrt{t}}{d^2}} U_j \sqrt[4]{t} \mathbb{I}_d \rho(1) \sqrt{\frac{1-\sqrt{t}}{d^2}} U_j^\dagger \sqrt[4]{t} \otimes \sqrt{\theta \bar{\theta}} |1\rangle \langle 0| \\
&\quad \left. + \sqrt{\frac{1-\sqrt{t}}{d^2}} U_j \sqrt[4]{t} \mathbb{I}_d \rho(1) \sqrt[4]{t} \mathbb{I}_d \sqrt{\frac{1-\sqrt{t}}{d^2}} \otimes \bar{\theta} |1\rangle \langle 0| \right\} \\
&= \sum_{j=1}^{d^2} \left(\sqrt{\frac{\sqrt{t}(1-\sqrt{t})}{d^2}} \right)^2 \left(U_j \rho(1) U_j^\dagger \otimes \theta |0\rangle \langle 0| + U_j \rho(1) U_j^\dagger \otimes \bar{\theta} |1\rangle \langle 1| \right. \\
&\quad \left. + U_j \rho(1) U_j^\dagger \otimes \sqrt{\theta \bar{\theta}} |0\rangle \langle 1| + U_j \rho(1) U_j^\dagger \otimes \sqrt{\theta \bar{\theta}} |1\rangle \langle 0| \right) \\
&= \left(\frac{\sqrt{t}(1-\sqrt{t})}{d^2} \right) \sum_{j=1}^{d^2} \left(U_j \rho(1) U_j^\dagger \otimes \left(\theta |0\rangle \langle 0| + \bar{\theta} |1\rangle \langle 1| + \sqrt{\theta \bar{\theta}} \left(|0\rangle \langle 1| + |1\rangle \langle 0| \right) \right) \right) \\
&= \sqrt{t}(1-\sqrt{t}) \frac{1}{d^2} \sum_{j=1}^{d^2} \left(U_j \rho(1) U_j^\dagger \otimes \rho_c \right) = \sqrt{t}(1-\sqrt{t}) \text{Tr}(\rho) \frac{\mathbb{I}_d}{d} \otimes \rho_c
\end{aligned} \tag{55}$$

3. This is symmetric to 55 and will evaluate to the same value

$$= \sqrt{t}(1-\sqrt{t}) \text{Tr}(\rho) \frac{\mathbb{I}_d}{d} \otimes \rho_c \tag{56}$$

4. Finally, fix $i \neq 0, j \neq 0$

$$\begin{aligned}
&= \sqrt[4]{t} \mathbb{I}_d \sqrt[4]{t} \mathbb{I}_d (\rho \otimes \rho_c) \sqrt[4]{t} \mathbb{I}_d \sqrt[4]{t} \mathbb{I}_d \\
&= t(\rho \otimes \rho_c)
\end{aligned} \tag{57}$$

Hence, 53+55+57+57

$$\begin{aligned}
&\mathcal{S}(\mathcal{D}_{\sqrt{t}}, \mathcal{D}_{\sqrt{t}})(\rho(1) \otimes \rho_{c_1}) = \\
&(1-\sqrt{t})^2 \left(\text{Tr}(\rho) \frac{\mathbb{I}_d}{d} \otimes \left(\theta |0\rangle \langle 0| + \bar{\theta} |1\rangle \langle 1| \right) + \frac{\rho}{d^2} \otimes \left(\sqrt{\theta \bar{\theta}} \left(|0\rangle \langle 1| + |1\rangle \langle 0| \right) \right) \right) + 2\sqrt{t}(1-\sqrt{t}) \text{Tr}(\rho) \left(\frac{\mathbb{I}_d}{d} \otimes \rho_c \right) + t(\rho \otimes \rho_c)
\end{aligned} \tag{58}$$

Collecting Terms, this output can also be written as:

$$\begin{aligned}
&= \left[\left[\left(1 - \sqrt{t}\right)^2 \left(\text{Tr}(\rho) \frac{\mathbb{I}_d}{d} \otimes \left(\theta |0\rangle\langle 0| + \bar{\theta} |1\rangle\langle 1| \right) + \frac{\rho}{d^2} \otimes \sqrt{\theta\bar{\theta}} \left(|0\rangle\langle 1| + |1\rangle\langle 0| \right) \right) \right] \right. \\
&\quad + \left[2\sqrt{t}(1 - \sqrt{t}) \text{Tr}(\rho) \frac{\mathbb{I}_d}{d} \otimes \left(\theta |0\rangle\langle 0| + \sqrt{\theta\bar{\theta}} \left(|0\rangle\langle 1| + |1\rangle\langle 0| \right) + \bar{\theta} |1\rangle\langle 1| \right) \right] \\
&\quad \left. + \left[t\rho \otimes \left(\theta |0\rangle\langle 0| + \sqrt{\theta\bar{\theta}} \left(|0\rangle\langle 1| + |1\rangle\langle 0| \right) + \bar{\theta} |1\rangle\langle 1| \right) \right] \right] \\
&= \left(1 - \sqrt{t}\right)^2 \left(\text{Tr}(\rho) \frac{\mathbb{I}_d}{d} \otimes \left(\theta |0\rangle\langle 0| + \bar{\theta} |1\rangle\langle 1| \right) \right) + 2\sqrt{t}(1 - \sqrt{t}) \left(\text{Tr}(\rho) \frac{\mathbb{I}_d}{d} \otimes \left(\theta |0\rangle\langle 0| + \bar{\theta} |1\rangle\langle 1| \right) \right) \\
&\quad + t \left(\rho \otimes \left(\theta |0\rangle\langle 0| + \bar{\theta} |1\rangle\langle 1| \right) \right) + \frac{(1 - \sqrt{t})^2}{d^2} \left(\rho \otimes \sqrt{\theta\bar{\theta}} \left(|0\rangle\langle 1| + |1\rangle\langle 0| \right) \right) \\
&\quad + t \left(\rho \otimes \sqrt{\theta\bar{\theta}} \left(|0\rangle\langle 1| + |1\rangle\langle 0| \right) \right) + 2\sqrt{t}(1 - \sqrt{t}) \left(\text{Tr}(\rho) \frac{\mathbb{I}_d}{d} \otimes \sqrt{\theta\bar{\theta}} \left(|0\rangle\langle 1| + |1\rangle\langle 0| \right) \right) \\
&= \left((1 - \sqrt{t})^2 + 2\sqrt{t}(1 - \sqrt{t}) \right) \text{Tr}(\rho) \frac{\mathbb{I}_d}{d} \otimes \left(\theta |0\rangle\langle 0| + \bar{\theta} |1\rangle\langle 1| \right) + (t)\rho \otimes \left(\theta |0\rangle\langle 0| + \bar{\theta} |1\rangle\langle 1| \right) \\
&\quad + \left(\left(\frac{1 - \sqrt{t}}{d} \right)^2 + t \right) \left(\rho \otimes \sqrt{\theta\bar{\theta}} \left(|0\rangle\langle 1| + |1\rangle\langle 0| \right) \right) + 2\sqrt{t}(1 - \sqrt{t}) \left(\text{Tr}(\rho) \frac{\mathbb{I}_d}{d} \otimes \sqrt{\theta\bar{\theta}} \left(|0\rangle\langle 1| + |1\rangle\langle 0| \right) \right) \\
&= \left((1 + t - 2t) \text{Tr}(\rho) \frac{\mathbb{I}_d}{d} \otimes \left(\theta |0\rangle\langle 0| + \bar{\theta} |1\rangle\langle 1| \right) + t\rho \otimes \left(\theta |0\rangle\langle 0| + \bar{\theta} |1\rangle\langle 1| \right) \right. \\
&\quad \left. + \left(\left(\frac{1 - \sqrt{t}}{d} \right)^2 + t \right) \left(\rho \otimes \sqrt{\theta\bar{\theta}} \left(|0\rangle\langle 1| + |1\rangle\langle 0| \right) \right) + 2\sqrt{t}(1 - \sqrt{t}) \left(\text{Tr}(\rho) \frac{\mathbb{I}_d}{d} \otimes \sqrt{\theta\bar{\theta}} \left(|0\rangle\langle 1| + |1\rangle\langle 0| \right) \right) \right)
\end{aligned}$$

$$\begin{aligned}
&\mathcal{S}(\mathcal{D}_{\sqrt{t}}, \mathcal{D}_{\sqrt{t}})(\rho(1) \otimes \rho_{c_1}) \\
&= \left((1 - t) \text{Tr}(\rho) \frac{\mathbb{I}_d}{d} + t\rho \right) \otimes \left(\theta |0\rangle\langle 0| + \bar{\theta} |1\rangle\langle 1| \right) \\
&\quad + \left\{ \left(\left(\frac{1 - \sqrt{t}}{d} \right)^2 + t \right) \rho + 2\sqrt{t}(1 - \sqrt{t}) \left(\text{Tr}(\rho) \frac{\mathbb{I}_d}{d} \right) \right\} \otimes \sqrt{\theta\bar{\theta}} \left(|0\rangle\langle 1| + |1\rangle\langle 0| \right)
\end{aligned} \tag{59}$$

$$\text{Let, } f_\rho = t, \quad f_{\bar{1}} = (1 - t), \quad r_\rho = \left(\frac{1 - \sqrt{t}}{d} \right)^2 + t, \quad r_{\bar{1}} = 2\sqrt{t}(1 - \sqrt{t})$$

$$\begin{aligned}
&= \left[\begin{array}{cc} \theta \left((1 - t) \text{Tr}(\rho) \frac{\mathbb{I}_d}{d} + t\rho \right) & \sqrt{\theta\bar{\theta}} \left\{ \left(\left(\frac{1 - \sqrt{t}}{d} \right)^2 + t \right) \rho + 2\sqrt{t}(1 - \sqrt{t}) \text{Tr}(\rho) \frac{\mathbb{I}_d}{d} \right\} \\ \sqrt{\theta\bar{\theta}} \left\{ \left(\left(\frac{1 - \sqrt{t}}{d} \right)^2 + t \right) \rho + 2\sqrt{t}(1 - \sqrt{t}) \text{Tr}(\rho) \frac{\mathbb{I}_d}{d} \right\} & \bar{\theta} \left((1 - t) \text{Tr}(\rho) \frac{\mathbb{I}_d}{d} + t\rho \right) \end{array} \right] \\
&= \left[\begin{array}{cc} \theta \left(f_\rho \rho + f_{\bar{1}} \text{Tr}(\rho) \frac{\mathbb{I}_d}{d} \right) & \sqrt{\theta\bar{\theta}} \left(r_\rho \rho + r_{\bar{1}} \text{Tr}(\rho) \frac{\mathbb{I}_d}{d} \right) \\ \sqrt{\theta\bar{\theta}} \left(r_\rho \rho + r_{\bar{1}} \text{Tr}(\rho) \frac{\mathbb{I}_d}{d} \right) & \bar{\theta} \left(f_\rho \rho + f_{\bar{1}} \text{Tr}(\rho) \frac{\mathbb{I}_d}{d} \right) \end{array} \right]
\end{aligned} \tag{60}$$

$$\text{Let, } \mathcal{F}(\rho) = f_\rho \rho + f_{\mathbb{I}} \text{Tr}(\rho) \frac{\mathbb{I}_d}{d},$$

$$\mathcal{R}(\rho) = r_\rho \rho + r_{\mathbb{I}} \text{Tr}(\rho) \frac{\mathbb{I}_d}{d}$$

$$\begin{aligned} & \mathcal{S}(\mathcal{D}_{\sqrt{t}}, \mathcal{D}_{\sqrt{t}})(\rho(1) \otimes \rho_{c_1}) \\ &= \begin{bmatrix} \theta \mathcal{F}(\rho(1)) & \sqrt{\theta \bar{\theta}} \mathcal{R}(\rho(1)) \\ \sqrt{\theta \bar{\theta}} \mathcal{R}(\rho(1)) & \bar{\theta} \mathcal{F}(\rho(1)) \end{bmatrix} \end{aligned} \quad (61)$$

Thus we have 3 ways 58, 59, 61 to write the output for $\mathcal{S}(\mathcal{D}_{\sqrt{t}}, \mathcal{D}_{\sqrt{t}})(\rho(1) \otimes \rho_{c_1})$

B. Measurement of the system

$$\rho_\xi(1) = \frac{\langle \pm | \mathcal{S}(\mathcal{D}_{\sqrt{t}}, \mathcal{D}_{\sqrt{t}})(\rho(1) \otimes \rho_c) | \pm \rangle}{\text{Tr} [\langle \pm | \mathcal{S}(\mathcal{D}_{\sqrt{t}}, \mathcal{D}_{\sqrt{t}})(\rho(1) \otimes \rho_c) | \pm \rangle]}$$

Calculating the numerator, N:

$$\begin{aligned} &= \langle \pm | \left[\left\{ t\rho(1) + (1-t)\text{Tr}(\rho(1)) \frac{\mathbb{I}_d}{d} \right\} \otimes (\theta |0\rangle \langle 0| + \bar{\theta} |1\rangle \langle 1|) \right. \\ &\quad \left. + \left\{ \left(\left(\frac{1-\sqrt{t}}{d} \right)^2 + t \right) \rho(1) + 2\sqrt{t}(1-\sqrt{t})\text{Tr}(\rho(1)) \frac{\mathbb{I}_d}{d} \right\} \otimes \sqrt{\theta \bar{\theta}} (|0\rangle \langle 1| + |1\rangle \langle 0|) \right] | \pm \rangle \\ &= \frac{1}{2} \left(t\rho(1) + (1-t)\text{Tr}(\rho(1)) \frac{\mathbb{I}_d}{d} \right) + \frac{1}{2} \left(\pm 2\sqrt{\theta \bar{\theta}} \left\{ \left(\left(\frac{1-\sqrt{t}}{d} \right)^2 + t \right) \rho(1) + 2\sqrt{t}(1-\sqrt{t})\text{Tr}(\rho(1)) \frac{\mathbb{I}_d}{d} \right\} \right) \\ &= \frac{1}{2} \left\{ t\rho(1) + (1-t)\text{Tr}(\rho(1)) \frac{\mathbb{I}_d}{d} \pm 2\sqrt{\theta \bar{\theta}} \left(\left(\frac{1-\sqrt{t}}{d} \right)^2 + t \right) \rho(1) \pm 2\sqrt{\theta \bar{\theta}} \left(2\sqrt{t}(1-\sqrt{t})\text{Tr}(\rho(1)) \frac{\mathbb{I}_d}{d} \right) \right\} \\ &= \frac{1}{2} \left\{ \left(t \pm 2\sqrt{\theta \bar{\theta}} \left(\left(\frac{1-\sqrt{t}}{d} \right)^2 + t \right) \right) \rho(1) + \left((1-t) \pm 2\sqrt{\theta \bar{\theta}} 2\sqrt{t}(1-\sqrt{t}) \right) \text{Tr}(\rho(1)) \frac{\mathbb{I}_d}{d} \right\} \end{aligned}$$

Calculating the denominator:

$$\begin{aligned} \text{Tr} [\langle \pm | \mathcal{S}(\mathcal{D}_{\sqrt{t}}, \mathcal{D}_{\sqrt{t}})(\rho(1) \otimes \rho_c) | \pm \rangle] &= \text{Tr} \left[\frac{1}{2} \left(\left(\pm 2\sqrt{\theta \bar{\theta}} \left(\frac{(1-\sqrt{t})^2}{d^2} + t \right) + t \right) \rho(1) + \left((1-t) \pm 2\sqrt{\theta \bar{\theta}} (2\sqrt{t}(1-\sqrt{t})) \right) \frac{\mathbb{I}_d}{d} \right) \right] \\ &= \frac{1}{2} \left\{ \text{Tr} \left[\left(\pm 2\sqrt{\theta \bar{\theta}} \left(\frac{(1-\sqrt{t})^2}{d^2} + t \right) + t \right) \rho(1) \right] + \text{Tr} \left[\left((1-t) \pm 2\sqrt{\theta \bar{\theta}} (2\sqrt{t}(1-\sqrt{t})) \right) \frac{\mathbb{I}_d}{d} \right] \right\} \\ &= \frac{1}{2} \left\{ \left(\pm 2\sqrt{\theta \bar{\theta}} \left(\frac{(1-\sqrt{t})^2}{d^2} + t \right) + t \right) + \left((1-t) \pm 2\sqrt{\theta \bar{\theta}} (2\sqrt{t}(1-\sqrt{t})) \right) \right\} \quad \because \text{Tr}(\rho(1)) = \text{Tr}\left(\frac{\mathbb{I}_d}{d}\right) = 1 \end{aligned}$$

Thus, the density matrix after measurement in Fourier basis is:

$$\frac{\frac{1}{2} \left\{ \left(t \pm 2\sqrt{\theta \bar{\theta}} \left(\left(\frac{1-\sqrt{t}}{d} \right)^2 + t \right) \right) \rho(1) + \left((1-t) \pm 2\sqrt{\theta \bar{\theta}} 2\sqrt{t}(1-\sqrt{t}) \right) \text{Tr}(\rho(1)) \frac{\mathbb{I}_d}{d} \right\}}{\frac{1}{2} \left\{ \left(\pm 2\sqrt{\theta \bar{\theta}} \left(\frac{(1-\sqrt{t})^2}{d^2} + t \right) + t \right) + \left((1-t) \pm 2\sqrt{\theta \bar{\theta}} (2\sqrt{t}(1-\sqrt{t})) \right) \right\}}$$

For $\theta = 0$ or $(1-\theta) = \bar{\theta} = 0$

$$= \frac{1}{2} (t^2 \rho(1) + (1-t^2) \frac{\mathbb{I}_d}{d})$$

For maximum superposition in the switch, $\theta = (1 - \theta) = \bar{\theta} = \frac{1}{2}$. Taking the $|+\rangle$ component of the measurement. **Post Selection** and Correcting based on the + or - part of the measurement

$$\begin{aligned} \frac{\left(2t + \left(\frac{1-\sqrt{t}}{d}\right)^2\right) \rho(1) + ((1-t) + 2\sqrt{t}(1-\sqrt{t})) \text{Tr}(\rho(1)) \frac{\mathbb{I}_d}{d}}{\left(\frac{(1-\sqrt{t})^2}{d^2} + 2t\right) + ((1-t) + (2\sqrt{t}(1-\sqrt{t})))} &= \frac{\left(2t + \left(\frac{1-\sqrt{t}}{d}\right)^2\right) \rho(1) + ((1-t) + 2\sqrt{t}(1-\sqrt{t})) \text{Tr}(\rho(1)) \frac{\mathbb{I}_d}{d}}{\frac{(1-\sqrt{t})^2}{d^2} + (1-t + 2\sqrt{t})} \\ &= \frac{\left(2t + \left(\frac{1-\sqrt{t}}{d}\right)^2\right) \rho(1) + ((1-t) + 2\sqrt{t}(1-\sqrt{t})) \text{Tr}(\rho(1)) \frac{\mathbb{I}_d}{d}}{\frac{1-2\sqrt{t}+t+(1-t+2\sqrt{t})d^2}{d^2}} \\ &= \frac{\left(2t + \left(\frac{1-\sqrt{t}}{d}\right)^2\right) \rho(1) + ((1-t) + 2\sqrt{t}(1-\sqrt{t})) \text{Tr}(\rho(1)) \frac{\mathbb{I}_d}{d}}{\frac{1+(-2\sqrt{t}+t)+(t-2\sqrt{t})(-d^2)+d^2}{d^2}} \\ &= f_\xi(t) \rho(1) + (1 - f_\xi(t)) \text{Tr}(\rho(1)) \frac{\mathbb{I}_d}{d} \end{aligned}$$

$$f_\xi(t) = \frac{\left(\frac{1-\sqrt{t}}{d}\right)^2 + 2t}{\left(\frac{1+(t-2\sqrt{t})(1-d^2)}{d^2} + 1\right)} \quad (62)$$

C. Calculations for next iterations (k \geq 1) in Grover's Search Algorithm

After the first iteration, the switched depolarizing channel's output in block form, $\rho_{\omega,1}(1) = \mathcal{S}(D_{\sqrt{t}}, D_{\sqrt{t}})(\rho(1) \otimes \rho_c)$ is $\begin{pmatrix} \theta \mathcal{F} & \sqrt{\theta \bar{\theta}} \mathcal{R} \\ \sqrt{\theta \bar{\theta}} \mathcal{R} & \bar{\theta} \mathcal{F} \end{pmatrix}$. Now, this is input for the next iteration, $K = 2$

$$\begin{aligned} (\mathcal{G} \otimes \mathbb{I}_d) \rho_{\omega,1}(1) (\mathcal{G} \otimes \mathbb{I}_d)^\dagger &= \left(\mathcal{G} \otimes \begin{bmatrix} 1 & 0 \\ 0 & 1 \end{bmatrix}\right) \rho_{\omega,1}(1) \left(\mathcal{G}^\dagger \otimes \begin{bmatrix} 1 & 0 \\ 0 & 1 \end{bmatrix}\right) \\ &= \begin{bmatrix} \mathcal{G} & 0 \\ 0 & \mathcal{G} \end{bmatrix} \rho(1) \begin{bmatrix} \mathcal{G}^\dagger & 0 \\ 0 & \mathcal{G}^\dagger \end{bmatrix} \\ &= \begin{bmatrix} \mathcal{G} & 0 \\ 0 & \mathcal{G} \end{bmatrix} \begin{bmatrix} \theta \mathcal{F}(\rho(1)) & \sqrt{\theta \bar{\theta}} \mathcal{R}(\rho(1)) \\ \sqrt{\theta \bar{\theta}} \mathcal{R}(\rho(1)) & \bar{\theta} \mathcal{F}(\rho(1)) \end{bmatrix} \begin{bmatrix} \mathcal{G}^\dagger & 0 \\ 0 & \mathcal{G}^\dagger \end{bmatrix} \\ &= \begin{bmatrix} \theta \mathcal{G} \mathcal{F}(\rho(1)) \mathcal{G}^\dagger & \sqrt{\theta \bar{\theta}} \mathcal{G} \mathcal{R}(\rho(1)) \mathcal{G}^\dagger \\ \sqrt{\theta \bar{\theta}} \mathcal{G} \mathcal{R}(\rho(1)) \mathcal{G}^\dagger & \bar{\theta} \mathcal{G} \mathcal{F}(\rho(1)) \mathcal{G}^\dagger \end{bmatrix} \end{aligned}$$

$$\mathcal{G} \mathcal{F}(\rho(1)) \mathcal{G}^\dagger = \mathcal{G} \mathcal{F}(f_\rho \rho(1) + f_{\mathbb{I}} \text{Tr}(\rho(1)) \frac{\mathbb{I}_d}{d}) \mathcal{G}^\dagger = f_\rho \mathcal{G} \rho(1) \mathcal{G}^\dagger + f_{\mathbb{I}} \mathcal{G} \text{Tr}(\rho(1)) \frac{\mathbb{I}_d}{d} \mathcal{G}^\dagger = f_\rho \rho(2) + f_{\mathbb{I}} \frac{\mathbb{I}_d}{d} = \underline{\mathcal{F}(\rho(2))} \quad (63)$$

$$\mathcal{G} \mathcal{R}(\rho(1)) \mathcal{G}^\dagger = \mathcal{G} \mathcal{R}(r_\rho \rho(1) + r_{\mathbb{I}} \text{Tr}(\rho(1)) \frac{\mathbb{I}_d}{d}) \mathcal{G}^\dagger = r_\rho \mathcal{G} \rho(1) \mathcal{G}^\dagger + r_{\mathbb{I}} \mathcal{G} \text{Tr}(\rho(1)) \frac{\mathbb{I}_d}{d} \mathcal{G}^\dagger = r_\rho \rho(2) + r_{\mathbb{I}} \frac{\mathbb{I}_d}{d} = \underline{\mathcal{R}(\rho(2))} \quad (64)$$

$$\mathcal{G} \mathcal{F}(\rho(1)) \mathcal{G}^\dagger = \begin{bmatrix} \theta \mathcal{F}(\rho(2)) & \sqrt{\theta \bar{\theta}} \mathcal{R}(\rho(2)) \\ \sqrt{\theta \bar{\theta}} \mathcal{R}(\rho(2)) & \bar{\theta} \mathcal{F}(\rho(2)) \end{bmatrix} = \rho_{\omega,1}(2) \quad (65)$$

So, now we apply the noise, $(D_{\sqrt{t}} \otimes \mathbb{I}_d)$ because the switch is noiseless.

We can express the Kraus operators of the switch with two identical channels $(D_{\sqrt{t}} \otimes \mathbb{I}_d)$ and the second control qubit ρ_{c_2} as:

$$\begin{aligned} \mathcal{W}_{ij}^{(2)} &= (K_i \otimes \mathbb{I}_d) (K_j \otimes \mathbb{I}_d) \otimes |0\rangle \langle 0| + (K_i \otimes \mathbb{I}_d) (K_j \otimes \mathbb{I}_d) \otimes |1\rangle \langle 1| \\ &= (K_i K_j \otimes \mathbb{I}_d) \otimes |0\rangle \langle 0| + (K_j K_i \otimes \mathbb{I}_d) \otimes |1\rangle \langle 1| \end{aligned} \quad (66)$$

$$\rho_{\omega,2}(2) = \mathcal{S}(D_{\sqrt{i}}, D_{\sqrt{i}})(\rho_{\omega,1}(2) \otimes \rho_{c_2}) = \sum_{i,j=0}^{d^2} \mathcal{W}_{ij}^{(2)}(\rho_{\omega,1}(2) \otimes \rho_c) \mathcal{W}_{ij}^\dagger \quad (67)$$

$$\begin{aligned} &= \sum_{i,j=0}^{d^2} \left\{ \left((K_i K_j \otimes \mathbb{I}_d) \otimes |0\rangle\langle 0| + (K_j K_i \otimes \mathbb{I}_d) \otimes |1\rangle\langle 1| \right) (\rho_{\omega,1}(2) \otimes \rho_{c_2}) \left\{ \left((K_i K_j \otimes \mathbb{I}_d) \otimes |0\rangle\langle 0| + (K_j K_i \otimes \mathbb{I}_d) \otimes |1\rangle\langle 1| \right) \right\}^\dagger \right\} \\ &= \sum_{i,j=0}^{d^2} \left\{ \left((K_i K_j \otimes \mathbb{I}_d) \rho_{\omega,1}(2) (K_i K_j \otimes \mathbb{I}_d)^\dagger \otimes |0\rangle\langle 0| \rho_{c_2} |0\rangle\langle 0| + (K_i K_j \otimes \mathbb{I}_d) \rho_{\omega,1}(2) (K_j K_i \otimes \mathbb{I}_d)^\dagger \otimes |0\rangle\langle 0| \rho_{c_2} |1\rangle\langle 1| \right. \right. \\ &\quad \left. \left. + (K_j K_i \otimes \mathbb{I}_d) \rho_{\omega,1}(2) (K_i K_j \otimes \mathbb{I}_d)^\dagger \otimes |1\rangle\langle 1| \rho_{c_2} |0\rangle\langle 0| + (K_j K_i \otimes \mathbb{I}_d) \rho_{\omega,1}(2) (K_j K_i \otimes \mathbb{I}_d)^\dagger \otimes |1\rangle\langle 1| \rho_{c_2} |1\rangle\langle 1| \right\} \end{aligned}$$

$$\begin{aligned} &= \sum_{i,j=0}^{d^2} \left\{ \begin{aligned} &\begin{bmatrix} K_i K_j & 0 \\ 0 & K_i K_j \end{bmatrix} \begin{bmatrix} \theta \mathcal{F}(\rho(2)) & \sqrt{\theta \bar{\theta}} \mathcal{F}(\rho(\epsilon)) \\ \sqrt{\theta \bar{\theta}} \mathcal{R}(\rho(2)) & \bar{\theta} \mathcal{F}(\rho(2)) \end{bmatrix} \begin{bmatrix} K_j^\dagger K_i^\dagger & 0 \\ 0 & K_j^\dagger K_i^\dagger \end{bmatrix} \otimes \theta |0\rangle\langle 0| \\ &+ \begin{bmatrix} K_i K_j & 0 \\ 0 & K_i K_j \end{bmatrix} \begin{bmatrix} \theta \mathcal{F}(\rho(2)) & \sqrt{\theta \bar{\theta}} \mathcal{R}(\rho(2)) \\ \sqrt{\theta \bar{\theta}} \mathcal{R}(\rho(2)) & \bar{\theta} \mathcal{F}(\rho(2)) \end{bmatrix} \begin{bmatrix} K_i^\dagger K_j^\dagger & 0 \\ 0 & K_i^\dagger K_j^\dagger \end{bmatrix} \otimes \sqrt{\theta \bar{\theta}} |0\rangle\langle 1| \\ &+ \begin{bmatrix} K_j K_i & 0 \\ 0 & K_j K_i \end{bmatrix} \begin{bmatrix} \theta \mathcal{F}(\rho(2)) & \sqrt{\theta \bar{\theta}} \mathcal{F}(\rho(\epsilon)) \\ \sqrt{\theta \bar{\theta}} \mathcal{R}(\rho(2)) & \bar{\theta} \mathcal{F}(\rho(2)) \end{bmatrix} \begin{bmatrix} K_j^\dagger K_i^\dagger & 0 \\ 0 & K_j^\dagger K_i^\dagger \end{bmatrix} \otimes \sqrt{\theta \bar{\theta}} |1\rangle\langle 0| \\ &+ \begin{bmatrix} K_j K_i & 0 \\ 0 & K_j K_i \end{bmatrix} \begin{bmatrix} \theta \mathcal{F}(\rho(2)) & \sqrt{\theta \bar{\theta}} \mathcal{F}(\rho(\epsilon)) \\ \sqrt{\theta \bar{\theta}} \mathcal{R}(\rho(2)) & \bar{\theta} \mathcal{F}(\rho(2)) \end{bmatrix} \begin{bmatrix} K_i^\dagger K_j^\dagger & 0 \\ 0 & K_i^\dagger K_j^\dagger \end{bmatrix} \otimes \bar{\theta} |1\rangle\langle 1| \end{aligned} \right\} \\ &= \sum_{i,j=0}^{d^2} \left\{ \begin{aligned} &\begin{bmatrix} \theta K_i K_j \mathcal{F}(\rho(2)) K_j^\dagger K_i^\dagger & \sqrt{\theta \bar{\theta}} K_i K_j \mathcal{R}(\rho(2)) K_j^\dagger K_i^\dagger \\ \sqrt{\theta \bar{\theta}} K_i K_j \mathcal{R}(\rho(2)) K_j^\dagger K_i^\dagger & \bar{\theta} K_i K_j \mathcal{F}(\rho(2)) K_j^\dagger K_i^\dagger \end{bmatrix} \otimes \theta |0\rangle\langle 0| \\ &+ \begin{bmatrix} \theta K_i K_j \mathcal{F}(\rho(2)) K_i^\dagger K_j^\dagger & \sqrt{\theta \bar{\theta}} K_i K_j \mathcal{R}(\rho(2)) K_i^\dagger K_j^\dagger \\ \sqrt{\theta \bar{\theta}} K_i K_j \mathcal{R}(\rho(2)) K_i^\dagger K_j^\dagger & \bar{\theta} K_i K_j \mathcal{F}(\rho(2)) K_i^\dagger K_j^\dagger \end{bmatrix} \otimes \sqrt{\theta \bar{\theta}} |0\rangle\langle 1| \\ &+ \begin{bmatrix} \theta K_j K_i \mathcal{F}(\rho(2)) K_j^\dagger K_i^\dagger & \sqrt{\theta \bar{\theta}} K_j K_i \mathcal{R}(\rho(2)) K_j^\dagger K_i^\dagger \\ \sqrt{\theta \bar{\theta}} K_j K_i \mathcal{R}(\rho(2)) K_j^\dagger K_i^\dagger & \bar{\theta} K_j K_i \mathcal{F}(\rho(2)) K_j^\dagger K_i^\dagger \end{bmatrix} \otimes \sqrt{\theta \bar{\theta}} |1\rangle\langle 0| \\ &+ \begin{bmatrix} \theta K_j K_i \mathcal{F}(\rho(2)) K_i^\dagger K_j^\dagger & \sqrt{\theta \bar{\theta}} K_j K_i \mathcal{R}(\rho(2)) K_i^\dagger K_j^\dagger \\ \sqrt{\theta \bar{\theta}} K_j K_i \mathcal{R}(\rho(2)) K_i^\dagger K_j^\dagger & \bar{\theta} K_j K_i \mathcal{F}(\rho(2)) K_i^\dagger K_j^\dagger \end{bmatrix} \otimes \bar{\theta} |1\rangle\langle 1| \end{aligned} \right\} \end{aligned} \quad (68)$$

$$+ \begin{bmatrix} \theta K_i K_j \mathcal{F}(\rho(2)) K_i^\dagger K_j^\dagger & \sqrt{\theta \bar{\theta}} K_i K_j \mathcal{R}(\rho(2)) K_i^\dagger K_j^\dagger \\ \sqrt{\theta \bar{\theta}} K_i K_j \mathcal{R}(\rho(2)) K_i^\dagger K_j^\dagger & \bar{\theta} K_i K_j \mathcal{F}(\rho(2)) K_i^\dagger K_j^\dagger \end{bmatrix} \otimes \sqrt{\theta \bar{\theta}} |0\rangle\langle 1| \quad (69)$$

$$+ \begin{bmatrix} \theta K_j K_i \mathcal{F}(\rho(2)) K_j^\dagger K_i^\dagger & \sqrt{\theta \bar{\theta}} K_j K_i \mathcal{R}(\rho(2)) K_j^\dagger K_i^\dagger \\ \sqrt{\theta \bar{\theta}} K_j K_i \mathcal{R}(\rho(2)) K_j^\dagger K_i^\dagger & \bar{\theta} K_j K_i \mathcal{F}(\rho(2)) K_j^\dagger K_i^\dagger \end{bmatrix} \otimes \sqrt{\theta \bar{\theta}} |1\rangle\langle 0| \quad (70)$$

$$+ \begin{bmatrix} \theta K_j K_i \mathcal{F}(\rho(2)) K_i^\dagger K_j^\dagger & \sqrt{\theta \bar{\theta}} K_j K_i \mathcal{R}(\rho(2)) K_i^\dagger K_j^\dagger \\ \sqrt{\theta \bar{\theta}} K_j K_i \mathcal{R}(\rho(2)) K_i^\dagger K_j^\dagger & \bar{\theta} K_j K_i \mathcal{F}(\rho(2)) K_i^\dagger K_j^\dagger \end{bmatrix} \otimes \bar{\theta} |1\rangle\langle 1| \quad (71)$$

Now, we divide this summation into four parts as before: 1. $j = 0, i = 0$, 2. $i \neq 0, j = 0$, 3. $i = 0, j \neq 0$, 4. $i \neq 0, j \neq 0$

$$\rho_{\omega,2}(2) = \begin{bmatrix} A_{00} & A_{01} \\ A_{10} & A_{11} \end{bmatrix} \quad (72)$$

A_{10} and A_{11} terms will be similar to A_{01} and A_{00} terms, respectively, except the coefficients of the switch and hence,

$$\begin{aligned}
&= (1 - \sqrt{t})^2 \left\{ \left[\begin{array}{cc} \theta \text{Tr}(\mathcal{F}(\rho(2))) \frac{\mathbb{1}_d}{d} & \sqrt{\theta\bar{\theta}} \text{Tr}(\mathcal{R}(\rho(2))) \frac{\mathbb{1}_d}{d} \\ \sqrt{\theta\bar{\theta}} \text{Tr}(\mathcal{R}(\rho(2))) \frac{\mathbb{1}_d}{d} & \bar{\theta} \text{Tr}(\mathcal{F}(\rho(2))) \frac{\mathbb{1}_d}{d} \end{array} \right] \otimes \theta |0\rangle \langle 0| + \left[\begin{array}{cc} \theta \frac{\mathcal{F}(\rho(2))}{d^2} & \sqrt{\theta\bar{\theta}} \frac{\mathcal{R}(\rho(2))}{d^2} \\ \sqrt{\theta\bar{\theta}} \frac{\mathcal{R}(\rho(2))}{d^2} & \bar{\theta} \frac{\mathcal{F}(\rho(2))}{d^2} \end{array} \right] \otimes \sqrt{\theta\bar{\theta}} |0\rangle \langle 1| \right. \\
&\quad \left. + \left[\begin{array}{cc} \theta \frac{\mathcal{F}(\rho(2))}{d^2} & \sqrt{\theta\bar{\theta}} \frac{\mathcal{R}(\rho(2))}{d^2} \\ \sqrt{\theta\bar{\theta}} \frac{\mathcal{R}(\rho(2))}{d^2} & \bar{\theta} \frac{\mathcal{F}(\rho(2))}{d^2} \end{array} \right] \otimes \sqrt{\theta\bar{\theta}} |1\rangle \langle 0| + \left[\begin{array}{cc} \theta \text{Tr}(\mathcal{F}(\rho(2))) \frac{\mathbb{1}_d}{d} & \sqrt{\theta\bar{\theta}} \text{Tr}(\mathcal{R}(\rho(2))) \frac{\mathbb{1}_d}{d} \\ \sqrt{\theta\bar{\theta}} \text{Tr}(\mathcal{R}(\rho(2))) \frac{\mathbb{1}_d}{d} & \bar{\theta} \text{Tr}(\mathcal{F}(\rho(2))) \frac{\mathbb{1}_d}{d} \end{array} \right] \otimes \bar{\theta} |1\rangle \langle 1| \right\} \\
&\quad + 2\sqrt{t}(1 - \sqrt{t}) \left[\begin{array}{cc} \theta \text{Tr}(\mathcal{F}(\rho(2))) \frac{\mathbb{1}_d}{d} & \sqrt{\theta\bar{\theta}} \text{Tr}(\mathcal{R}(\rho(2))) \frac{\mathbb{1}_d}{d} \\ \sqrt{\theta\bar{\theta}} \text{Tr}(\mathcal{R}(\rho(2))) \frac{\mathbb{1}_d}{d} & \bar{\theta} \text{Tr}(\mathcal{F}(\rho(2))) \frac{\mathbb{1}_d}{d} \end{array} \right] \otimes (\theta |0\rangle \langle 0| + \sqrt{\theta\bar{\theta}} |0\rangle \langle 1| + \sqrt{\theta\bar{\theta}} |1\rangle \langle 0| + \bar{\theta} |1\rangle \langle 1|) \\
&\quad + t \left[\begin{array}{cc} \theta \mathcal{F}(\rho(2)) & \sqrt{\theta\bar{\theta}} \mathcal{R}(\rho(2)) \\ \sqrt{\theta\bar{\theta}} \mathcal{R}(\rho(2)) & \bar{\theta} \mathcal{F}(\rho(2)) \end{array} \right] \otimes (\theta |0\rangle \langle 0| + \sqrt{\theta\bar{\theta}} |0\rangle \langle 1| + \sqrt{\theta\bar{\theta}} |1\rangle \langle 0| + \bar{\theta} |1\rangle \langle 1|) \\
&= (1 - \sqrt{t})^2 \left\{ \left[\begin{array}{cc} \theta \text{Tr}(\mathcal{F}(\rho(2))) \frac{\mathbb{1}_d}{d} & \sqrt{\theta\bar{\theta}} \text{Tr}(\mathcal{R}(\rho(2))) \frac{\mathbb{1}_d}{d} \\ \sqrt{\theta\bar{\theta}} \text{Tr}(\mathcal{R}(\rho(2))) \frac{\mathbb{1}_d}{d} & \bar{\theta} \text{Tr}(\mathcal{F}(\rho(2))) \frac{\mathbb{1}_d}{d} \end{array} \right] \otimes (\theta |0\rangle \langle 0| + \bar{\theta} |1\rangle \langle 1|) \right. \\
&\quad \left. + \left[\begin{array}{cc} \theta \frac{\mathcal{F}(\rho(2))}{d^2} & \sqrt{\theta\bar{\theta}} \frac{\mathcal{R}(\rho(2))}{d^2} \\ \sqrt{\theta\bar{\theta}} \frac{\mathcal{R}(\rho(2))}{d^2} & \bar{\theta} \frac{\mathcal{F}(\rho(2))}{d^2} \end{array} \right] \otimes \sqrt{\theta\bar{\theta}} (|0\rangle \langle 1| + |1\rangle \langle 0|) \right\} \\
&\quad + 2\sqrt{t}(1 - \sqrt{t}) \left[\begin{array}{cc} \theta \text{Tr}(\mathcal{F}(\rho(2))) \frac{\mathbb{1}_d}{d} & \sqrt{\theta\bar{\theta}} \text{Tr}(\mathcal{R}(\rho(2))) \frac{\mathbb{1}_d}{d} \\ \sqrt{\theta\bar{\theta}} \text{Tr}(\mathcal{R}(\rho(2))) \frac{\mathbb{1}_d}{d} & \bar{\theta} \text{Tr}(\mathcal{F}(\rho(2))) \frac{\mathbb{1}_d}{d} \end{array} \right] \otimes \rho_{c_2} + t \left[\begin{array}{cc} \theta \mathcal{F}(\rho(2)) & \sqrt{\theta\bar{\theta}} \mathcal{R}(\rho(2)) \\ \sqrt{\theta\bar{\theta}} \mathcal{R}(\rho(2)) & \bar{\theta} \mathcal{F}(\rho(2)) \end{array} \right] \otimes \rho_{c_2}
\end{aligned}$$

Similar to $k = 1$, collecting terms in the above result we have

$$\begin{aligned}
&\left\{ t \left[\begin{array}{cc} \theta \mathcal{F}(\rho(2)) & \sqrt{\theta\bar{\theta}} \mathcal{R}(\rho(2)) \\ \sqrt{\theta\bar{\theta}} \mathcal{R}(\rho(2)) & \bar{\theta} \mathcal{F}(\rho(2)) \end{array} \right] + (1 - t) \left[\begin{array}{cc} \theta \text{Tr}(\mathcal{F}(\rho(2))) \frac{\mathbb{1}_d}{d} & \sqrt{\theta\bar{\theta}} \text{Tr}(\mathcal{R}(\rho(2))) \frac{\mathbb{1}_d}{d} \\ \sqrt{\theta\bar{\theta}} \text{Tr}(\mathcal{R}(\rho(2))) \frac{\mathbb{1}_d}{d} & \bar{\theta} \text{Tr}(\mathcal{F}(\rho(2))) \frac{\mathbb{1}_d}{d} \end{array} \right] \right\} \otimes (\theta |0\rangle \langle 0| + \bar{\theta} |1\rangle \langle 1|) \\
&+ \left\{ \left(\left(\frac{1-t}{d} \right)^2 + t \right) \left[\begin{array}{cc} \theta \mathcal{F}(\rho(2)) & \sqrt{\theta\bar{\theta}} \mathcal{R}(\rho(2)) \\ \sqrt{\theta\bar{\theta}} \mathcal{R}(\rho(2)) & \bar{\theta} \mathcal{F}(\rho(2)) \end{array} \right] + 2\sqrt{t}(1 - \sqrt{t}) \left[\begin{array}{cc} \theta \text{Tr}(\mathcal{F}(\rho(2))) \frac{\mathbb{1}_d}{d} & \sqrt{\theta\bar{\theta}} \text{Tr}(\mathcal{R}(\rho(2))) \frac{\mathbb{1}_d}{d} \\ \sqrt{\theta\bar{\theta}} \text{Tr}(\mathcal{R}(\rho(2))) \frac{\mathbb{1}_d}{d} & \bar{\theta} \text{Tr}(\mathcal{F}(\rho(2))) \frac{\mathbb{1}_d}{d} \end{array} \right] \right\} \otimes \sqrt{\theta\bar{\theta}} (|0\rangle \langle 1| + |1\rangle \langle 0|)
\end{aligned}$$

Now, following a similar substitution/ notation 2 as $k = 1$,

$$= \left\{ f_\rho \left[\begin{array}{cc} \theta \mathcal{F}(\rho(2)) & \sqrt{\theta\bar{\theta}} \mathcal{R}(\rho(2)) \\ \sqrt{\theta\bar{\theta}} \mathcal{R}(\rho(2)) & \bar{\theta} \mathcal{F}(\rho(2)) \end{array} \right] + f_{\mathbb{I}} \left[\begin{array}{cc} \theta \text{Tr}(\mathcal{F}(\rho(2))) \frac{\mathbb{1}_d}{d} & \sqrt{\theta\bar{\theta}} \text{Tr}(\mathcal{R}(\rho(2))) \frac{\mathbb{1}_d}{d} \\ \sqrt{\theta\bar{\theta}} \text{Tr}(\mathcal{R}(\rho(2))) \frac{\mathbb{1}_d}{d} & \bar{\theta} \text{Tr}(\mathcal{F}(\rho(2))) \frac{\mathbb{1}_d}{d} \end{array} \right] \right\} \otimes (\theta |0\rangle \langle 0| + \bar{\theta} |1\rangle \langle 1|) \quad (73)$$

$$+ \left\{ r_\rho \left[\begin{array}{cc} \theta \mathcal{F}(\rho(2)) & \sqrt{\theta\bar{\theta}} \mathcal{R}(\rho(2)) \\ \sqrt{\theta\bar{\theta}} \mathcal{R}(\rho(2)) & \bar{\theta} \mathcal{F}(\rho(2)) \end{array} \right] + r_{\mathbb{I}} \left[\begin{array}{cc} \theta \text{Tr}(\mathcal{F}(\rho(2))) \frac{\mathbb{1}_d}{d} & \sqrt{\theta\bar{\theta}} \text{Tr}(\mathcal{R}(\rho(2))) \frac{\mathbb{1}_d}{d} \\ \sqrt{\theta\bar{\theta}} \text{Tr}(\mathcal{R}(\rho(2))) \frac{\mathbb{1}_d}{d} & \bar{\theta} \text{Tr}(\mathcal{F}(\rho(2))) \frac{\mathbb{1}_d}{d} \end{array} \right] \right\} \otimes \sqrt{\theta\bar{\theta}} (|0\rangle \langle 1| + |1\rangle \langle 0|) \quad (74)$$

Comparing this equation with the result in 3

$$\begin{aligned}
&= \underbrace{\left\{ f_\rho \left[\begin{array}{cc} \theta \mathcal{F}(\rho(2)) & \sqrt{\theta\bar{\theta}} \mathcal{R}(\rho(2)) \\ \sqrt{\theta\bar{\theta}} \mathcal{R}(\rho(2)) & \bar{\theta} \mathcal{F}(\rho(2)) \end{array} \right] \right\}}_{f_\rho(\cdot)+} + \underbrace{\left\{ f_{\mathbb{I}} \left[\begin{array}{cc} \theta \text{Tr}(\mathcal{F}(\rho(2))) & \sqrt{\theta\bar{\theta}} \text{Tr}(\mathcal{R}(\rho(2))) \\ \sqrt{\theta\bar{\theta}} \text{Tr}(\mathcal{R}(\rho(2))) & \bar{\theta} \text{Tr}(\mathcal{F}(\rho(2))) \end{array} \right] \frac{\mathbb{1}_d}{d} \right\}}_{f_{\mathbb{I}} \text{Tr}_{d \times d}(\cdot) \frac{\mathbb{1}_d}{d}} \otimes (\theta |0\rangle \langle 0| + \bar{\theta} |1\rangle \langle 1|) \\
&\quad + \underbrace{\left\{ r_\rho \left[\begin{array}{cc} \theta \mathcal{F}(\rho(2)) & \sqrt{\theta\bar{\theta}} \mathcal{R}(\rho(2)) \\ \sqrt{\theta\bar{\theta}} \mathcal{R}(\rho(2)) & \bar{\theta} \mathcal{F}(\rho(2)) \end{array} \right] \right\}}_{r_\rho(\cdot)+} + \underbrace{\left\{ r_{\mathbb{I}} \frac{\mathbb{1}_d}{d} \otimes \left[\begin{array}{cc} \theta \text{Tr}(\mathcal{F}(\rho(2))) & \sqrt{\theta\bar{\theta}} \text{Tr}(\mathcal{R}(\rho(2))) \\ \sqrt{\theta\bar{\theta}} \text{Tr}(\mathcal{R}(\rho(2))) & \bar{\theta} \text{Tr}(\mathcal{F}(\rho(2))) \end{array} \right] \right\}}_{r_{\mathbb{I}} \text{Tr}_{d \times d}(\cdot) \frac{\mathbb{1}_d}{d}} \otimes \sqrt{\theta\bar{\theta}} (|0\rangle \langle 1| + |1\rangle \langle 0|)
\end{aligned}$$

(36) is a $4d$ dimensional block matrix which is again analogous to (3) and we can expand the previous notation of \mathcal{F} and \mathcal{R} to write the above result as:

$$\begin{aligned}
&= \{f_\rho(\rho_{\omega,1}(2)) + f_{\mathbb{I}} \text{Tr}_{d \times d}[\rho_{\omega,1}(2)] \frac{\mathbb{1}_d}{d}\} \otimes (\theta |0\rangle \langle 0| + \bar{\theta} |1\rangle \langle 1|) + \{r_\rho(\rho_{\omega,1}(2)) + r_{\mathbb{I}} \text{Tr}_{d \times d}[\rho_{\omega,1}(2)] \frac{\mathbb{1}_d}{d}\} \otimes \sqrt{\theta\bar{\theta}} (|0\rangle \langle 1| + |1\rangle \langle 0|) \\
&= \mathcal{F}(\rho_{\omega,1}(2)) \otimes (\theta |0\rangle \langle 0| + \bar{\theta} |1\rangle \langle 1|) + \mathcal{R}(\rho_{\omega,1}(2)) \otimes \sqrt{\theta\bar{\theta}} (|0\rangle \langle 1| + |1\rangle \langle 0|) \\
\rho_{\omega,2}(2) &= \left[\begin{array}{cc} \theta \mathcal{F}(\rho_{\omega,1}(2)) & \sqrt{\theta\bar{\theta}} \mathcal{R}(\rho_{\omega,1}(2)) \\ \sqrt{\theta\bar{\theta}} \mathcal{R}(\rho_{\omega,1}(2)) & \bar{\theta} \mathcal{F}(\rho_{\omega,1}(2)) \end{array} \right]
\end{aligned}$$

The superscript denotes the number of switches correlated to the input state, and the subscript denotes the iteration of Grover's Algorithm, the input state.

D. Find the state after k Grover iterations where system correlated with k switches = $\rho_{\omega,k}(k)$

If we denote Measurement after k iterations as M_k :

$$M_k[\rho_{\omega,k}(k)] = (\mathbb{I}_d \otimes \langle + |^{\otimes k}) \rho_{\omega,k}(k) (\mathbb{I}_d \otimes | + \rangle^{\otimes k}) \quad (75)$$

We have \mathbb{I}_d as part of the measurement operation because we want to keep the input state intact and only trace out the quantum switches correlated with the input state.

$$\begin{aligned} &= \left((\mathbb{I}_d \otimes \langle + |^{\otimes k-1}) \otimes \langle + | \right) \rho_{\omega,k}(k) \left((\mathbb{I}_d \otimes | + \rangle^{\otimes k-1}) \otimes | + \rangle \right) \\ &= \left((\mathbb{I}_d \otimes \langle + |^{\otimes k-1}) \otimes \left[\frac{1}{\sqrt{2}} \quad \frac{1}{\sqrt{2}} \right] \right) \rho_{\omega,k}(k) \left((\mathbb{I}_d \otimes | + \rangle^{\otimes k-1}) \otimes \left[\frac{1}{\sqrt{2}} \right. \right. \\ &= \left[\frac{\mathbb{I}_d \otimes \langle + |^{\otimes k-1}}{\sqrt{2}} \quad \frac{\mathbb{I}_d \otimes \langle + |^{\otimes k-1}}{\sqrt{2}} \right] \begin{bmatrix} \theta \mathcal{F}(\rho_{\omega,k-1}(k)) & \sqrt{\theta \bar{\theta}} \mathcal{R}(\rho_{\omega,k-1}(k)) \\ \sqrt{\theta \bar{\theta}} \mathcal{R}(\rho_{\omega,k-1}(k)) & \bar{\theta} \mathcal{F}(\rho_{\omega,k-1}(k)) \end{bmatrix} \begin{bmatrix} \frac{\mathbb{I}_d \otimes \langle + |^{\otimes k-1}}{\sqrt{2}} \\ \frac{\mathbb{I}_d \otimes \langle + |^{\otimes k-1}}{\sqrt{2}} \end{bmatrix} \\ &= \left(\frac{1}{\sqrt{2}} \right)^2 \left[\mathbb{I}_d \otimes \langle + |^{\otimes k-1} \quad \mathbb{I}_d \otimes \langle + |^{\otimes k-1} \right] \begin{bmatrix} \theta \mathcal{F}(\rho_{\omega,k-1}(k)) & \sqrt{\theta \bar{\theta}} \mathcal{R}(\rho_{\omega,k-1}(k)) \\ \sqrt{\theta \bar{\theta}} \mathcal{R}(\rho_{\omega,k-1}(k)) & \bar{\theta} \mathcal{F}(\rho_{\omega,k-1}(k)) \end{bmatrix} \begin{bmatrix} \mathbb{I}_d \otimes | + \rangle^{\otimes k-1} \\ \mathbb{I}_d \otimes | + \rangle^{\otimes k-1} \end{bmatrix} \\ &= \begin{bmatrix} (\mathbb{I}_d \otimes \langle + |^{\otimes k-1}) (\theta \mathcal{F}(\rho_{\omega,k-1}(k))) + (\mathbb{I}_d \otimes \langle + |^{\otimes k-1}) (\sqrt{\theta \bar{\theta}} \mathcal{R}(\rho_{\omega,k-1}(k))) \\ (\mathbb{I}_d \otimes \langle + |^{\otimes k-1}) (\sqrt{\theta \bar{\theta}} \mathcal{R}(\rho_{\omega,k-1}(k))) + (\mathbb{I}_d \otimes \langle + |^{\otimes k-1}) (\bar{\theta} \mathcal{F}(\rho_{\omega,k-1}(k))) \end{bmatrix}^T \begin{bmatrix} \mathbb{I}_d \otimes | + \rangle^{\otimes k-1} \\ \mathbb{I}_d \otimes | + \rangle^{\otimes k-1} \end{bmatrix} \\ &= \begin{bmatrix} (\mathbb{I}_d \otimes \langle + |^{\otimes k-1}) (\theta \mathcal{F}(\rho_{\omega,k-1}(k))) (\mathbb{I}_d \otimes | + \rangle^{\otimes k-1}) \\ + (\mathbb{I}_d \otimes \langle + |^{\otimes k-1}) (\sqrt{\theta \bar{\theta}} \mathcal{R}(\rho_{\omega,k-1}(k))) (\mathbb{I}_d \otimes | + \rangle^{\otimes k-1}) \\ + (\mathbb{I}_d \otimes \langle + |^{\otimes k-1}) (\sqrt{\theta \bar{\theta}} \mathcal{R}(\rho_{\omega,k-1}(k))) (\mathbb{I}_d \otimes | + \rangle^{\otimes k-1}) \\ + (\mathbb{I}_d \otimes \langle + |^{\otimes k-1}) (\bar{\theta} \mathcal{F}(\rho_{\omega,k-1}(k))) (\mathbb{I}_d \otimes | + \rangle^{\otimes k-1}) \end{bmatrix} = \begin{bmatrix} (\mathbb{I}_d \otimes \langle + |^{\otimes k-1}) (\mathcal{F}(\rho_{\omega,k-1}(k))) (\mathbb{I}_d \otimes | + \rangle^{\otimes k-1}) \\ + 2\sqrt{\theta \bar{\theta}} (\mathbb{I}_d \otimes \langle + |^{\otimes k-1}) (\mathcal{R}(\rho_{\omega,k-1}(k))) (\mathbb{I}_d \otimes | + \rangle^{\otimes k-1}) \end{bmatrix} \end{aligned}$$

Now we can start unpacking the block matrices F and R :

$$\mathcal{F}(\rho_{\omega,k-1}(k)) = f_\rho \underbrace{(\rho_{\omega,k-1}(k))}_{2^{k-1}d\text{-dimensional}} + f_{\mathbb{I}} \underbrace{\frac{\mathbb{I}_d}{d}}_{d\text{-dimensional}} \otimes \underbrace{\text{Tr}_{d \times d}(\rho_{\omega,k-1}(k))}_{2^{k-1}\text{-dimensional}}. \quad (76)$$

Similarly,

$$\mathcal{R}(\rho_{\omega,k-1}(k)) = r_\rho \underbrace{(\rho_{\omega,k-1}(k))}_{2^{k-1}d\text{-dimensional}} + r_{\mathbb{I}} \underbrace{\frac{\mathbb{I}_d}{d}}_{d\text{-dimensional}} \otimes \underbrace{\text{Tr}_{d \times d}(\rho_{\omega,k-1}(k))}_{2^{k-1}\text{-dimensional}}. \quad (77)$$

Using 39 and 40 in the result above:

$$\frac{1}{2} \begin{bmatrix} (\mathbb{I}_d \otimes \langle + |^{\otimes k-1}) \left(f_\rho (\rho_{\omega,k-1}(k)) + f_{\mathbb{I}} \frac{\mathbb{I}_d}{d} \otimes \text{Tr}_{d \times d}(\rho_{\omega,k-1}(k)) \right) (\mathbb{I}_d \otimes | + \rangle^{\otimes k-1}) \\ + 2\sqrt{\theta \bar{\theta}} (\mathbb{I}_d \otimes \langle + |^{\otimes k-1}) \left(r_\rho (\rho_{\omega,k-1}(k)) + r_{\mathbb{I}} \frac{\mathbb{I}_d}{d} \otimes \text{Tr}_{d \times d}(\rho_{\omega,k-1}(k)) \right) (\mathbb{I}_d \otimes | + \rangle^{\otimes k-1}) \end{bmatrix} \quad (78)$$

rearranging the terms, we get:

$$= \frac{1}{2} \left\{ \begin{aligned} & (f_\rho + 2\sqrt{\theta \bar{\theta}} r_\rho) (\mathbb{I}_d \otimes \langle + |^{\otimes k-1}) (\rho_{\omega,k-1}(k)) (\mathbb{I}_d \otimes | + \rangle^{\otimes k-1}) \\ & + (f_{\mathbb{I}} + 2\sqrt{\theta \bar{\theta}} r_{\mathbb{I}}) (\mathbb{I}_d \otimes \langle + |^{\otimes k-1}) \left(\frac{\mathbb{I}_d}{d} \otimes \text{Tr}_{d \times d}(\rho_{\omega,k-1}(k)) \right) (\mathbb{I}_d \otimes | + \rangle^{\otimes k-1}) \end{aligned} \right\} \quad (79)$$

substituting $(\mathbb{I}_d \otimes \langle + |^{\otimes k-1}) (\rho_{\omega,k-1}(k)) (\mathbb{I}_d \otimes | + \rangle^{\otimes k-1}) = M_{k-1}(\rho_{\omega,k-1}(k))$

$$= \frac{1}{2} \left\{ (f_\rho + 2\sqrt{\theta \bar{\theta}} r_\rho) M_{k-1}(\rho_{\omega,k-1}(k)) + (f_{\mathbb{I}} + 2\sqrt{\theta \bar{\theta}} r_{\mathbb{I}}) (\mathbb{I}_d \otimes \langle + |^{\otimes k-1}) \left(\frac{\mathbb{I}_d}{d} \otimes \text{Tr}_{d \times d}(\rho_{\omega,k-1}(k)) \right) (\mathbb{I}_d \otimes | + \rangle^{\otimes k-1}) \right\} \quad (80)$$

Thus, we get a recursive recipe to get the density operator after k iterations:

$$M_k(\rho_{\omega,k}(k)) = \frac{1}{2} \left\{ (f_\rho + 2\sqrt{\theta \bar{\theta}} r_\rho) M_{k-1}(\rho_{\omega,k-1}(k)) + (f_{\mathbb{I}} + 2\sqrt{\theta \bar{\theta}} r_{\mathbb{I}}) (\mathbb{I}_d \otimes \langle + |^{\otimes k-1}) \left(\frac{\mathbb{I}_d}{d} \otimes \text{Tr}_{d \times d}(\rho_{\omega,k-1}(k)) \right) (\mathbb{I}_d \otimes | + \rangle^{\otimes k-1}) \right\} \quad (81)$$

After that, we can analyze the density operator obtained for success probability after k Grover iterations.