

# Dynamical Chiral Symmetry and Symmetry-Class Conversion in Floquet Topological Insulators

Mohamed Assili\* and Panagiotis Kotetes†

*CAS Key Laboratory of Theoretical Physics, Institute of Theoretical Physics,  
Chinese Academy of Sciences, Beijing 100190, China*

In this work, we discuss properties with no static counterpart arising in Floquet topological insulators with a dynamical chiral symmetry (DCS), i.e., a chiral symmetry which is present while driving. We explore the topological properties of Floquet insulators possessing a DCS which either does or does not survive upon taking the static limit. We consider the case of harmonic drives and employ a general framework using the quasi-energy operator in frequency space. We find that for a DCS with no static analog, the presence of driving has a negligible impact on the topological phases associated with zero quasi-energy. In stark contrast, topological gaps can open at  $\pi$  quasi-energy and mainly occur at momenta where the driving perturbation vanishes. We confirm the above general predictions for an extended Kitaev chain model in the BDI symmetry class. Another possibility that opens up when adding the drive, while preserving chiral symmetry, is symmetry-class conversion. We demonstrate such an effect for a static CI class Hamiltonian which is topologically trivial in 1D. By considering a suitable driving, we obtain a CI→AIII transition, which now enables the system to harbor topological  $\pi$ -modes. Notably, the arising topological phases strongly depend on whether the DCS has a static analog or not. Our results bring Floquet insulators with nonstandard DCS forward as ideal candidate platforms for engineering and manipulating topological  $\pi$ -modes.

## I. INTRODUCTION

Periodically driven systems have recently attracted significant interest [1, 2], since they exhibit distinct thermodynamic and, most remarkably, topological features which are absent in their static counterparts [3–11]. A detailed review of the unique properties that dictate these also-called Floquet systems can be found in Refs. 12–18. Up to date, there has been a long list of successful experimental realizations of Floquet platforms and in particular Floquet topological insulators (FTIs) [19–28].

One of the hallmark properties of FTIs is the emergence of topologically protected boundary states, known as topological  $\pi$ -modes. There exists already a rich variety of theoretical proposals for experimentally realizing and observing such modes. For instance, in one spatial dimension this can be achieved in driven systems which either emulate the Su-Schrieffer-Heeger (SSH) [29] or the Kitaev chain model [30]. In the latter case, the arising topological  $\pi$ -modes are additionally charge neutral, hence constituting Majorana excitations. These are often referred to as Majorana  $\pi$  modes (MPMs) in analogy to the well studied Majorana zero modes (MZMs). A number of theoretical proposals have appeared with blueprints on how to engineer MZMs and MPMs in superfluids [6, 7, 10], in p-wave superconductors [31–36], and systems involving conventional superconductors [37–43]. The possibility of the on-demand generation of MZMs and MPMs does not only enhance the functionalities of topological platforms but, most importantly, it enables carrying out effective braiding protocols in strictly 1D using a single topological nanowire [44–46].

The pursuit of inducing multiple Majorana excitations in a single segment in order to facilitate braiding can be further assisted by imposing chiral symmetry to the system [31]. In fact, chiral symmetry is an inherent ingredient of the particle-hole symmetric SSH model and the disorder-free Kitaev chain which, under these conditions, they belong to the AIII and BDI symmetry classes. However, without fine tuning, these models end up in classes A and D. This reveals that chiral symmetry is crucial for achieving nontrivial topology in the SSH model, since class A is trivial in odd spatial dimensions [47]. Notably, such a limitation does not appear for the Kitaev chain due to a built-in charge-conjugation symmetry [48]. Therefore, chiral symmetry is a vital ingredient for engineering nontrivial topology in 1D, as well as for reducing the demands on braiding hardware mentioned earlier.

The exploration of Floquet systems with chiral symmetry, that we here term dynamical chiral symmetry (DCS), was motivated in early works by the investigation of topological quantum walks [3, 49–53]. Static FTIs with chiral symmetry are classified in terms of a winding number [47], which predicts the number of topologically-protected modes per boundary. By extension, FTIs with DCS are characterized by an additional winding number which establishes a bulk-boundary correspondence for  $\pi$  modes. One of the possible methods to calculate these two topological invariants relies on evaluating the time-evolution operator (TEO) of the driven system at half a driving period [53]. This time-domain-based approach has so far been extensively explored, since it is well-suited for deriving analytical results when considering “kicked” or stepwise evolving driving protocols. For harmonic drives instead, which are routinely employed in realistic experiments, the TEO approach becomes analytically intractable and numerically inefficient. In such situations, it is advantageous to define topological in-

\* m.assili@itp.ac.cn

† kotetes@itp.ac.cn

riants in frequency space [11]. This approach relies on the so-called quasi-energy operator (QEO) [54] and its systematic study has recently attracted attention [55].

In this Manuscript, we focus on exactly this category of harmonically-driven chiral-symmetric systems and further expand on the framework for inferring the Floquet topological invariants at quasi-energies  $\varepsilon = \{0, \pi/T\}$ . These are here expressed in terms of the driving period  $T$ , with the reduced Planck constant  $\hbar$  set equal to unity. We construct the topological invariants by defining suitable winding numbers of the QEO in extended frequency space. In analogy to the static case, we first identify the general unitary transformation which brings the quasi-energy operator for  $\varepsilon T = \{0, \pi\}$  to the so-called canonical basis, in which the QEO becomes block off-diagonal and the respective chiral-symmetry operator block diagonal.

By employing our formalism we subsequently explore general properties of FTIs with DCS. Specifically, we compare the topological properties arising from a DCS with and without a static analog. To clarify this, we point out that in Floquet systems it is possible to preserve the chiral symmetry of the static system by even considering a driving perturbation which commutes with the static Hamiltonian. Such a scenario is unique to driven systems, since a static Hamiltonian is instead required to strictly anticommute with the chiral symmetry operator. From our analysis, we find that DCS with and without static analogs impact the topological properties in a radically different fashion, with the latter generally tending to leave the topological properties of the static system unaffected. Hence, a DCS with no static analog is ideal for topological  $\pi$ -mode engineering. In fact, we find that the topological properties in this case are mainly determined by the momentum dependence of the driving.

We confirm the above general conclusions obtained from the QEO approach for a concrete 1D chiral p-wave superconductor system where both types of MZMs and MPMs are expected to emerge in the low-frequency driving regime. This analysis also gives us the opportunity to conduct a comparative analysis between the here-proposed QEO methodology and the TEO approach, and illustrate the advantages of the QEO method for harmonic drives. Lastly, we establish the connection between the topological invariants obtained using the QEO method and the ones obtained from the effective Floquet Hamiltonian defined in the first Floquet zone (FZ) [4, 50].

Aside from the case of a BDI system, we further investigate the corresponding consequences of such DCS possibilities for a static 1D system in class CI. While class CI systems are topologically trivial in 1D [47], adding the driving allows for symmetry breaking transitions, see for instance Ref. 56, which can enable the Floquet system to harbor topological edge modes. Indeed, here we demonstrate the case of a symmetry-class conversion CI→AIII which gives rise to topological  $\pi$ -modes. Moreover, we find that topological zero modes do not appear, at least in the situations examined here, which is consistent with the expectations of our earlier general QEO analysis.

The remainder is organized as follows. In Sec. II we review and further expand on the framework of the QEO formalism, while we also detail the notation and conventions to be adopted throughout. Next, in Sec. III, we discuss the emergence of DCS and obtain a general formula that leads to the Floquet topological invariants. Using the latter, in Sec. IV we carry out a study of the general properties of driven systems with chiral symmetry, by considering a particular limit, i.e., we focus on two band models and drives with only the principal harmonic of the time-periodic potential. In Sec. V we discuss the effects of the additional presence of antiunitary symmetries in the QEO, and the possibility of symmetry class transitions upon driving. Motivated by these general conclusions of ours, in Secs. VI and VII, we go on and employ the earlier developed framework to study the effects of driving on the topological properties of a representative static Hamiltonian in class BDI and CI, respectively. In the latter case, we also highlight the symmetry class conversion CI→AIII and its consequence on the emergence of topological  $\pi$ -modes. Section VIII, summarizes our findings and concludes our work. Finally, a comparison between the QEO and the TEO methods is discussed in Appendices A and B.

## II. QUASI-ENERGY OPERATOR FORMALISM

We now proceed by introducing the framework that we employ in order to obtain the Floquet topological invariants  $\nu_{0,\pi} \in \mathbb{Z}$  at quasi-energies  $\varepsilon = \{0, \pi/T\}$ . Note that throughout this work we strictly consider translationally-invariant driven systems with chiral symmetry. For simplicity, we focus on 1D systems, since extensions to higher odd spatial dimensions are straightforward [47]. The starting point of our analysis is the periodically time-dependent Hamiltonian operator:

$$H(t, k) = H_{\text{stat}}(k) + V(t, k), \quad (1)$$

which consists of the static part  $H_{\text{stat}}(k)$  and the periodic driving  $V(t+T, k) = V(t, k)$ . Here,  $k \in [-\pi, \pi]$  defines the quasi-momentum of the band structure of the crystalline system, whose lattice constant is set to unity.

The static part of the Hamiltonian is assumed to feature a chiral symmetry effected by the operator  $\Gamma = \Gamma^\dagger$ , i.e., we have the constraint  $\Gamma^\dagger H_{\text{stat}}(k) \Gamma = -H_{\text{stat}}(k)$ . In the remainder, we choose a basis which renders the static Hamiltonian block off-diagonal according to:

$$H_{\text{stat}}(k) = \begin{pmatrix} 0_h & h(k) \\ h^\dagger(k) & 0_h \end{pmatrix} \equiv \lambda_+ \otimes h(k) + \lambda_- \otimes h^\dagger(k) \quad (2)$$

where we make use of the Pauli matrices  $\lambda_{1,2,3}$ , the respective unit matrix  $\lambda_0$ , and the raising/lowering off-diagonal operators  $\lambda_\pm = (\lambda_1 \pm i\lambda_2)/2$ . In the same basis, the chiral symmetry operator takes the block diagonal form  $\Gamma = \lambda_3 \otimes \mathbb{1}_h$ . Here, with  $0_h$  ( $\mathbb{1}_h$ ) we denote the null

(identity) operator which is defined in the same space as  $h(k)$ . Lastly,  $\otimes$  denotes the Kronecker product symbol.

After adding the driving, the definition of chiral symmetry needs to be generalized in the following sense [53]:

$$\Gamma^\dagger H(t, k) \Gamma = -H(-t, k). \quad (3)$$

Hence, for  $\Gamma$  to generate a chiral symmetry also in the presence of the drive, each term comprising the driving Hamiltonian is required to satisfy two combined relations. These pairs of relations either take the form  $\Gamma^\dagger V(t, k) \Gamma = -V(t, k)$  and  $V(-t, k) = +V(t, k)$ , or,  $\Gamma^\dagger V(t, k) \Gamma = +V(t, k)$  and  $V(-t, k) = -V(t, k)$ . The former case is the extension of the static chiral symmetry condition, while the latter one has no static analog.

In the remainder, we explore qualitative differences in the topological properties of the Floquet insulator resulting from the two distinct DCS scenarios. Before proceeding, we remark that it is convenient to decompose the driving term according to:

$$V(t, k) = \sum_{\mu=0,1,2,3} \lambda_\mu \otimes V^{(\mu)}(t, k), \quad (4)$$

where the driving terms appearing in the above decomposition satisfy  $V^{(0),(3)}(-t, k) = -V^{(0),(3)}(t, k)$  and  $V^{(1),(2)}(-t, k) = V^{(1),(2)}(t, k)$  so that Eq. (3) holds.

Since throughout this work we restrict to harmonic driving terms, it is more suitable to employ the QEO approach. For this purpose, we now make use of the Floquet theorem and label the eigstates  $|\psi(t, k)\rangle$  of  $H(t, k)$  with the quasi-energy dispersions  $\varepsilon_s(k)$ , so that  $|\psi_s(t, k)\rangle = e^{-i\varepsilon_s(k)t} |u_s(t, k)\rangle$ , where we introduced the time-periodic functions  $|u_s(t+T, k)\rangle = |u_s(t, k)\rangle$ . Each  $|u_s(t, k)\rangle$  satisfies the Floquet quasi-energy equation [54]:

$$[H(t, k) - i\partial_t \mathbb{1}_H] |u_s(t, k)\rangle = \varepsilon_s(k) |u_s(t, k)\rangle. \quad (5)$$

Similar to previous definitions, the identity operator  $\mathbb{1}_H$  lives in the Hilbert space  $\mathbb{H}$  spanned by the matrix  $H_{\text{stat}}$ .

The frequency space quasi-energy formalism is obtained after making use of the Fourier expansion  $|u_s(t, k)\rangle = \sum_n e^{in\omega t} |u_{s;n}(k)\rangle$ , where  $\omega = 2\pi/T$  is the driving frequency. This leads to the eigenvalue problem  $\sum_m H_{n-m}(k) |u_{s;m}(k)\rangle = \varepsilon_s(k) |u_{s;n}(k)\rangle$ , where we introduced the operator matrix elements:

$$H_{n-m}(k) = [n\omega \mathbb{1}_H + H_{\text{stat}}(k)] \delta_{n,m} + V_{n-m}(k), \quad (6)$$

along with the Fourier components in frequency space:

$$V_n(k) = \frac{1}{T} \int_0^T dt e^{-in\omega t} V(t, k), \quad (7)$$

where  $n \in \mathbb{Z}$ . Following the decomposition scheme shown in Eq. (4), we also have  $V_n(k) = \sum_{\mu=0,1,2,3} \lambda_\mu \otimes V_n^{(\mu)}(k)$ , where  $V_n^{(\mu)}(k) = \frac{1}{T} \int_0^T dt e^{-in\omega t} V^{(\mu)}(t, k)$ .

We are now in a position to introduce the QEO  $\hat{\mathcal{H}}_s(k)$  at a given quasi-energy  $\varepsilon = s/T$  with  $s = \{0, \pi\}$ . Each

QEO is defined in the extended Floquet-Hilbert space  $\mathbb{S} \equiv \mathbb{F} \otimes \mathbb{H}$ , i.e., the so-called Sambe space [57]. Here,  $\mathbb{F}$  denotes the space spanned by all square-integrable  $T$ -periodic time-dependent functions [54]. In general, with  $\hat{A}$  we denote a matrix named  $A$  which lives in  $\mathbb{S}$  space. Here, the QEOs are measured relative to the respective quasi-energies. Hence, their matrix elements in  $\mathbb{F}$  space take the form:

$$\mathcal{H}_{s;n,m}(k) = \hat{\Omega}_{s;n,m} + H_{\text{stat}}(k) \delta_{n,m} + V_{n-m}(k), \quad (8)$$

where we set:

$$\hat{\Omega}_{s;n,m} \equiv \hat{\Omega}_{s;n-m} = \left(n - \frac{s}{2\pi}\right) \omega \delta_{n,m} \mathbb{1}_H. \quad (9)$$

Each QEO is a hermitian matrix in  $\mathbb{S}$ . This is because Floquet complex conjugation (FCC), that we define as  $V_n^*(k) \equiv V_{-n}(k)$ , is equivalent to hermitian conjugation  $V_n^*(k) = V_n^\dagger(k)$ . Note also that the shift by  $s\omega/2\pi$  introduced in each  $\hat{\mathcal{H}}_s(k)$  sets the respective quasi-energy to zero. This is convenient, since it implies that topological gap closings at each quasi-energy occur when  $\hat{\mathcal{H}}_s(k)$  is zero. For the  $k$  points that this happens, the related topological invariants are ill defined and mark the topological phase transition boundaries in parameter space.

### III. DYNAMICAL CHIRAL SYMMETRY

In order to obtain the Floquet topological invariants, it is required to determine the form of operator  $\hat{\Pi}_s = \hat{\Pi}_s^\dagger$  which generates the DCS for the respective quasi-energy and implies the relation  $\hat{\Pi}_s^\dagger \hat{\mathcal{H}}_s(k) \hat{\Pi}_s = -\hat{\mathcal{H}}_s(k)$ . To achieve this, it is first crucial to identify operators which anticommute with the matrices  $\hat{\Omega}_s$ , which have a nontrivial structure solely in  $\mathbb{F}$  space. To gain further insight, we show below the matrix structure of  $\hat{\Omega}_{0,\pi}$ :

$$\frac{\hat{\Omega}_0}{\omega} = \begin{pmatrix} \check{0}_N & \mathbf{0}_N & \check{N} \\ \mathbf{0}_N^\top & 0 & \mathbf{0}_N^\top \\ \check{N} & \mathbf{0}_N & \check{0}_N \end{pmatrix} \otimes \mathbb{1}_H \quad \text{and} \quad (10)$$

$$\frac{\hat{\Omega}_\pi}{\omega} = \begin{pmatrix} \check{0}_N & \check{N} - 1/2 \check{\mathbb{1}}_N \\ \check{N} - 1/2 \check{\mathbb{1}}_N & \check{0}_N \end{pmatrix} \otimes \mathbb{1}_H. \quad (11)$$

In the above, we introduced the operators  $\check{N}_s = \check{N} - (s/2\pi) \check{\mathbb{1}}_N$  with  $s = \{0, \pi\}$ , which yield the number of energy quanta in units of  $\omega$  that the drive exchanges with the Floquet topological insulator. In its eigenbasis, the operator  $\check{N}$  is represented by the infinite square diagonal matrix  $\text{diag}\{\infty, \dots, 3, 2, 1\}$ . Further,  $\mathbf{0}_N^\top$  yields the row vector  $\{0, \dots, 0, 0, 0\}$  with  $\top$  denoting matrix transposition in the space defined by  $\check{N}$ . In addition,  $\check{0}_N$  and  $\check{\mathbb{1}}_N$  define null and identity matrices in the eigenbasis of  $\check{N}$ .

The above representation of  $\hat{\Omega}_0$  has been given in terms of the following basis:

$$\left\{ \frac{|\check{N}_0\rangle + |-\check{N}_0\rangle}{\sqrt{2}}, |0\rangle, \frac{|\check{N}_0\rangle - |-\check{N}_0\rangle}{\sqrt{2}} \right\}, \quad (12)$$

which is expressed in a condensed manner with the help of the number operator. Similarly,  $\hat{\Omega}_\pi$  is defined in the basis:

$$\left\{ \frac{|\check{N}_\pi\rangle + |-\check{N}_\pi\rangle}{\sqrt{2}}, \frac{|\check{N}_\pi\rangle - |-\check{N}_\pi\rangle}{\sqrt{2}} \right\}. \quad (13)$$

In the above,  $|n\rangle$  is a shorthand notation for  $|u_{s;n}(k)\rangle$ .

By means of the above basis choices, we infer that the components of  $\hat{\Omega}_{0,\pi}$  which are defined in  $\mathbb{F}$  space correspondingly anticommute with the matrices  $\tilde{\mathcal{F}}_{0,\pi}$  which solely act in  $\mathbb{F}$  space and read as follows:

$$\tilde{\mathcal{F}}_0 = \begin{pmatrix} \check{\mathbb{1}}_N & \mathbf{0}_N & \check{0}_N \\ \mathbf{0}_N^\top & 1 & \check{0}_N^\top \\ \check{0}_N & \mathbf{0}_N & -\check{\mathbb{1}}_N \end{pmatrix} \text{ and } \tilde{\mathcal{F}}_\pi = \begin{pmatrix} \check{\mathbb{1}}_N & \check{0}_N \\ \check{0}_N & -\check{\mathbb{1}}_N \end{pmatrix}. \quad (14)$$

From the above expressions, we find that each  $\tilde{\mathcal{F}}_s$  has an effect which is equivalent to inverting the respective number operators, i.e.,  $\check{N}_s \mapsto -\check{N}_s$ . Therefore, the operation effected by  $\tilde{\mathcal{F}}_s$  is equivalent to FCC and, in the real time domain, to the inversion  $t \mapsto -t$ .

The above considerations allow us to directly identify the DSC operators with  $\hat{\Pi}_s = \tilde{\mathcal{F}}_s \otimes \Gamma$ , since these clearly anticommute with  $\hat{\Omega}_s$  and  $\mathbf{1}_F \otimes H_{\text{stat}}(k)$ , where  $\mathbf{1}_F$  corresponds to the identity matrix in  $\mathbb{F}$  space. The  $\hat{\Pi}_s$  operators also anticommute with the driving perturbation matrices in  $\mathbb{S}$ , that we here denote  $\hat{\mathcal{V}}_s(k)$ . The latter property results from the transformation assumed here for  $V(t, k)$  under the combined action of FCC and the static chiral symmetry operator  $\Gamma$ .

In the Floquet bases chosen throughout this work, the driving terms defined in  $\mathbb{S}$  space take the general form:

$$\hat{\mathcal{V}}_0(k) = \begin{pmatrix} \check{U}_+(k) & \mathbf{v}(k) & i\check{U}(k) \\ \mathbf{v}^\top(k) & 0 & -i\mathbf{u}^\top(k) \\ -i\check{U}^\top(k) & i\mathbf{u}(k) & \check{U}_-(k) \end{pmatrix}, \quad (15)$$

$$\hat{\mathcal{V}}_\pi(k) = \begin{pmatrix} \check{U}_+(k) & i\check{U}(k) \\ -i\check{U}^\top(k) & \check{U}_-(k) \end{pmatrix}. \quad (16)$$

In the above, we introduced the row vector operators  $\mathbf{v}^\top(k)$  and  $\mathbf{u}^\top(k)$ , which have entries:

$$v_a(k) = \frac{V_a(k) + V_a^*(k)}{\sqrt{2}} \text{ and } u_a(k) = \frac{V_a(k) - V_a^*(k)}{\sqrt{2}i}, \quad (17)$$

where depending on the quasi-energy sector  $s = \{0, \pi\}$ , the index  $a$  takes values  $a = \{\check{N}_s\} \equiv \{\infty, \dots, 3 - s/2\pi, 2 - s/2\pi, 1 - s/2\pi\}$ . Moreover, we defined  $\check{U}_\pm(k)$  and  $\check{U}(k)$ , which constitute square-matrix operators with matrix elements:

$$U_{\pm;a,b}(k) = \frac{V_{a-b}(k) + V_{a-b}^*(k)}{2} \pm \frac{V_{a+b}(k) + V_{a+b}^*(k)}{2}, \quad (18)$$

$$u_{a,b}(k) = \frac{V_{a-b}(k) - V_{a-b}^*(k) - [V_{a+b}(k) - V_{a+b}^*(k)]}{2i}. \quad (19)$$

Note that the indices  $a, b$  take values in the set  $\{\check{N}_s\}$  depending on the quasi-energy sector  $s = \{0, \pi\}$ . We can further decompose all the above quantities in the same fashion as it was done in Eq. (4), i.e., we can write them as  $\mathbf{v}(k) = \sum_{\mu=0,1,2,3} \lambda_\mu \otimes \mathbf{v}^{(\mu)}(k)$ ,  $\mathbf{u}(k) = \sum_{\mu=0,1,2,3} \lambda_\mu \otimes \mathbf{u}^{(\mu)}(k)$ ,  $\check{U}_\pm(k) = \sum_{\mu=0,1,2,3} \lambda_\mu \otimes \check{U}_\pm^{(\mu)}(k)$ , and  $\check{U}(k) = \sum_{\mu=0,1,2,3} \lambda_\mu \otimes \check{U}^{(\mu)}(k)$ . Due to the assumed ‘‘locked’’ behavior of the driving terms under FCC and the chiral symmetry effected by  $\Gamma$ , a number of the quantities  $\mathbf{v}^{(\mu)}$ ,  $\mathbf{u}^{(\mu)}$ ,  $\check{U}_\pm^{(\mu)}$ , and  $\check{U}^{(\mu)}$  will eventually vanish, thus leading to simplified expressions for the driving matrices of a given matrix  $\lambda_{0,1,2,3}$ .

At this stage, it is important to remark that by virtue of the Floquet basis chosen earlier,  $\hat{\Pi}_s$  are diagonal matrices. However, they are not yet block diagonal into two blocks with  $\pm 1$  values, which is actually desired for obtaining the topological invariants. To achieve this, it is required to employ suitable unitary transformations effected by  $\hat{\mathcal{O}}_s(k)$ , which bring the DCS operators  $\hat{\Pi}_s$  in the desired block diagonal form mentioned above. At the same time, each unitary transformation block off-diagonalizes the respective QEO according to  $\hat{\mathcal{H}}_s(k) = \hat{\mathcal{O}}_s^\dagger(k) \hat{\mathcal{H}}_s(k) \hat{\mathcal{O}}_s(k)$ . While there is no unique choice for the unitary transformations which allow us to obtain the block off-diagonal forms shown in Eq. (24), we here consider concrete transformations which lead to  $\hat{\Pi}_0 = \text{diag}\{\check{\mathbb{1}}_N, \check{\mathbb{1}}_N, 1, -1, -\check{\mathbb{1}}_N, -\check{\mathbb{1}}_N\} \otimes \mathbf{1}_h$  and  $\hat{\Pi}_\pi = \text{diag}\{\check{\mathbb{1}}_N, \check{\mathbb{1}}_N, -\check{\mathbb{1}}_N, -\check{\mathbb{1}}_N\} \otimes \mathbf{1}_h$ , and read as:

$$\hat{\mathcal{O}}_0 = \begin{pmatrix} \check{\mathbb{1}}_N & \check{0}_N & \mathbf{0}_N & \mathbf{0}_N & \check{0}_N & \check{0}_N \\ \check{0}_N & \check{0}_N & \mathbf{0}_N & \mathbf{0}_N & \check{0}_N & \check{\mathbb{1}}_N \\ \mathbf{0}_N^\top & \mathbf{0}_N^\top & 1 & 0 & \mathbf{0}_N^\top & \mathbf{0}_N^\top \\ \mathbf{0}_N^\top & \mathbf{0}_N^\top & 0 & 1 & \mathbf{0}_N^\top & \mathbf{0}_N^\top \\ \check{0}_N & \check{0}_N & \mathbf{0}_N & \mathbf{0}_N & \check{\mathbb{1}}_N & \check{0}_N \\ \check{0}_N & \check{\mathbb{1}}_N & \mathbf{0}_N & \mathbf{0}_N & \check{0}_N & \check{0}_N \end{pmatrix} \otimes \mathbf{1}_h, \quad (20)$$

$$\hat{\mathcal{O}}_\pi = \begin{pmatrix} \check{\mathbb{1}}_N & \check{0}_N & \check{0}_N & \check{0}_N \\ \check{0}_N & \check{0}_N & \check{0}_N & \check{\mathbb{1}}_N \\ \check{0}_N & \check{0}_N & \check{\mathbb{1}}_N & \check{0}_N \\ \check{0}_N & \check{\mathbb{1}}_N & \check{0}_N & \check{0}_N \end{pmatrix} \otimes \mathbf{1}_h. \quad (21)$$

The above transformation result in the following upper off-diagonal blocks for the QEOs:

$$\hat{A}_0 = \begin{pmatrix} \mathbf{0}_N \otimes \mathbf{1}_h & \omega \check{N} \otimes \mathbf{1}_h & \check{\mathbb{1}}_N \otimes h \\ \mathbf{0}_N \otimes \mathbf{1}_h & \check{\mathbb{1}}_N \otimes h^\dagger & \omega \check{N} \otimes \mathbf{1}_h \\ h & \mathbf{0}_N^\top \otimes \mathbf{1}_h & \mathbf{0}_N^\top \otimes \mathbf{1}_h \end{pmatrix} + \begin{pmatrix} \mathbf{v}^{(1)} - i\mathbf{v}^{(2)} & i[\check{U}^{(0)} + \check{U}^{(3)}] & \check{U}_+^{(1)} - i\check{U}_+^{(2)} \\ i[\mathbf{u}^{(0)} - \mathbf{u}^{(3)}] & \check{U}_-^{(1)} + i\check{U}_-^{(2)} & -i[\check{U}^{(0)} - \check{U}^{(3)}]^\top \\ 0 & -i[\mathbf{u}^{(0)} + \mathbf{u}^{(3)}]^\top & [\mathbf{v}^{(1)} - i\mathbf{v}^{(2)}]^\top \end{pmatrix}, \quad (22)$$

$$\hat{A}_\pi = \begin{pmatrix} \omega(\check{N} - 1/2\check{\mathbb{1}}_N) \otimes \mathbf{1}_h & \check{\mathbb{1}}_N \otimes h \\ \check{\mathbb{1}}_N \otimes h^\dagger & \omega(\check{N} - 1/2\check{\mathbb{1}}_N) \otimes \mathbf{1}_h \end{pmatrix} + \begin{pmatrix} i[\check{U}^{(0)} + \check{U}^{(3)}] & \check{U}_+^{(1)} - i\check{U}_+^{(2)} \\ \check{U}_-^{(1)} + i\check{U}_-^{(2)} & -i[\check{U}^{(0)} - \check{U}^{(3)}]^\top \end{pmatrix}, \quad (23)$$



where in the above we suppressed the quasi-momentum argument to simplify the notation.

After effecting these unitary transformations we end up with the following matrix structures:

$$\hat{\mathcal{H}}_s(k) = \begin{pmatrix} \hat{0} & \hat{A}_s(k) \\ \hat{A}_s^\dagger(k) & \hat{0} \end{pmatrix} \quad \text{and} \quad \hat{\Pi}_s = \begin{pmatrix} \hat{1} & \hat{0} \\ \hat{0} & -\hat{1} \end{pmatrix}. \quad (24)$$

With  $\hat{A}_{0,\pi}(k)$  at hand, we identify the Floquet topological invariants in 1D as the winding numbers:

$$\nu_s = \frac{i}{2\pi} \int_{-\pi}^{+\pi} dk \operatorname{tr} \left[ \hat{A}_s^{-1}(k) \frac{d\hat{A}_s(k)}{dk} \right], \quad (25)$$

where ‘‘tr’’ denotes matrix trace. After the analysis of Refs. [47], extensions to higher odd dimensions are straightforward. Note that in 1D the above expression can be simplified by making use of the identity  $\operatorname{tr} \ln \equiv \ln \det$  and introducing the determinant:

$$\det[\hat{A}_s(k)] = |\det[\hat{A}_s(k)]| e^{-i\varphi_s(k)}.$$

The above steps immediately lead to the compact expression  $\nu_s = \int_0^{2\pi} d\varphi_s/2\pi$ . Therefore, the arising topological phases can be classified by observing how the phase  $\varphi_s(k)$  evolves as  $k$  sweeps through the Brillouin zone [47].

#### IV. HEURISTIC STUDY OF TOPOLOGICAL PROPERTIES UPON DRIVING

From the expressions for  $\hat{A}_{0,\pi}$  obtained above, we observe that driving terms with the same transformation properties under the action of FCC bunch together. Hence, those with a different transformation appear in different ‘‘blocks’’ in the  $\hat{A}_{0,\pi}(k)$  matrices. Due to this tendency, we infer that the main effect of terms which are odd (even) under FCC, is to act in the number  $\tilde{N}$  (Hamiltonian-block  $h$ ) space. Hence, already from this, we anticipate that the two classes of driving terms also lead to qualitative different topological effects.

This can be shown heuristically by considering a particular limit, in which, only two bands of  $H_{\text{stat}}(k)$  become relevant for the topological properties of both the static and driven system. Under, this condition, the  $h(k)$  operator simply becomes a complex function. By further truncating the eigenspace spanned by  $\tilde{N}$  to the minimal case of  $\tilde{N} = 1$ , and considering that only the component  $\hat{V}_1(k)$  of the driving contributes, we are in a position to obtain a list of analytical conclusions which detail below.

##### A. Even-under-FCC driving

As mentioned above, we distinguish two cases depending on the behavior of the driving term under FCC. We first examine the case of DCS which has a static analog, and is a result of driving terms which are invariant under FCC.

##### 1. Zero Quasi-Energy Topology

Under the approximations discussed at the beginning of this section, we find that the only driving terms contributing are  $\mathbf{v}^{(1),(2)}(k)$ . By restricting to  $\tilde{N} = 1$ , we end up with the complex function  $\mathbf{v}^{(1)}(k) - i\mathbf{v}^{(2)}(k) \mapsto v^{(1)}(k) - iv^{(2)}(k) \equiv |v(k)|e^{-i\theta(k)}$ . We further set  $h(k) = |h(k)|e^{-i\varphi_{\text{stat}}(k)}$ , where  $\varphi_{\text{stat}}(k)$  is the phase factor whose winding number  $\nu_{\text{stat}} = \int_0^{2\pi} d\varphi_{\text{stat}}/2\pi$  determines the static topological invariant  $\nu_{\text{stat}}$ . From Eq. (22) we find the following result for the determinant of  $\hat{A}_0(k)$ :

$$\det[\hat{A}_0] = |h|e^{-i\varphi_{\text{stat}}} \left\{ \omega^2 - |h|^2 + |v|^2 \cos[2(\varphi_{\text{stat}} - \theta)] + i|v|^2 \sin[2(\varphi_{\text{stat}} - \theta)] \right\}, \quad (26)$$

where in the above we suppressed the argument of the quasi-momentum to simplify the notation. Such simplifications will take place throughout this work from now on without any further mentioning.

From the resulting expression for the determinant, we observe that the operator  $h$  of the static Hamiltonian fully factors out. One hand, this establishes the smooth limit to the static case which is obtained by considering  $|v(k)| \rightarrow 0$  for all  $k$ . Furthermore, it implies that the Floquet topological invariant at zero quasi-energy is given by the sum of the static invariant  $\nu_{\text{stat}}$  and a new contribution, which stems from the winding of the argument of the complex number in brackets of the above expression. A nonzero winding for the latter term can arise when the relations  $|v|^2 \sin[2(\varphi_{\text{stat}} - \theta)] = 0$  and  $\omega^2 + |v|^2 \cos[2(\varphi_{\text{stat}} - \theta)] = |h|^2$  can become simultaneously satisfied for a given  $k$ . There exist two possibilities: (i)  $|v(k)| = 0$ , in which case  $\omega^2 = |h(k)|^2$  needs to be fulfilled, or, (ii)  $\varphi_{\text{stat}}(k) - \theta(k) = \{0, \pm\pi/2, \pi\}$  where now the constraint  $\omega^2 \pm |v(k)|^2 = |h(k)|^2$  has to be met. For a frequency which is sufficiently larger than the static’s systems energy gap, it is scenario (ii) that is the most probable to take place, since the driving term effectively reduces the frequency. However, this implies that a threshold strength for the driving is required in order to modify the topological properties of the system.

##### 2. $\pi$ Quasi-Energy Topology

We now proceed with examining the topological properties that are induced at  $\pi$  quasi-energy, due to driving terms which are even under FCC.

The restriction to  $\tilde{N} = 1$  implies that, in turn, the corresponding number operator becomes  $\tilde{N}_\pi = 1/2$ . This further yields that the contributing driving terms  $\check{U}_\pm^{(1),(2)}(k)$  can be replaced by the real functions  $U_\pm^{(1),(2)}$  which satisfy  $U_\pm^{(1),(2)} = -U_\mp^{(1),(2)}$ . Therefore, in analogy to the previous paragraph, in the following we set  $U_+^{(1)}(k) - iU_+^{(2)}(k) \equiv |U(k)|e^{-i\theta(k)}$ . From Eq. (23) we

now obtain:

$$\det [\hat{A}_\pi] = (\omega/2)^2 - |h|^2 + |U|^2 - 2i|h||U| \sin(\varphi_{\text{stat}} - \theta). \quad (27)$$

In the above, we first observe that in the static limit the determinant becomes real, which is consistent with the expected absence of topologically nontrivial phases at  $\pi$  quasi-energy. Assuming that the static system is an insulator with  $|h| \neq 0$ , we conclude that topological phase transitions occur in the presence of driving when (i)  $|U(k)| = 0$  and  $\omega/2 = |h(k)|$  are simultaneously satisfied, or, (ii) when  $\varphi_{\text{stat}}(k) = \theta(k) + \{0, \pi\}$  and  $(\omega/2)^2 + |U(k)|^2 = |h(k)|^2$  are fulfilled in tandem. In either case, gaps can open at bands crossing  $\pi$  quasi-energy even for infinitesimally weak drivings, hence topologically nontrivial phases become immediately accessible upon switching on the driving perturbation.

### B. Odd-under-FCC driving

We now proceed with the second class of driving terms and examine their effects on the topological properties at the two quasi-energies of interest.

#### 1. Zero Quasi-Energy Topology

In this case, only  $\mathbf{u}^{(0),(3)}(k)$  survive and from vectors become real functions that we label as  $u^{(0)}(k) = u_{\mathbb{1}}(k)$  and  $u^{(3)}(k) = u_{\Gamma}(k)$ . Note that the indices have been chosen so to reflect the matrix structure of the driving terms. The determinant of  $\hat{A}_0(k)$  now becomes:

$$\det [\hat{A}_0] = |h|e^{-i\varphi_{\text{stat}}} \left( \omega^2 - |h|^2 + u_{\mathbb{1}}^2 - u_{\Gamma}^2 \right). \quad (28)$$

From the above, we immediately find that the topological properties at zero quasi-energy do not differ compared to the static ones.

#### 2. $\pi$ Quasi-Energy Topology

We now consider the effects on the other quasi-energy. Here, the matrices  $\check{U}^{(0),(3)}(k)$  become relevant. Under the assumption of the exchange of a single quantum of energy with the drive, these become real functions that we denote  $\mathcal{U}_{\mathbb{1}}(k)$  and  $\mathcal{U}_{\Gamma}(k)$ , respectively. Within these definitions in place, we now find:

$$\det [\hat{A}_\pi] = (\omega/2)^2 - |h|^2 + \mathcal{U}_{\mathbb{1}}^2 - \mathcal{U}_{\Gamma}^2 + i\omega\mathcal{U}_{\Gamma}. \quad (29)$$

Quite remarkably, topological gaps open at quasi-momenta which simultaneously satisfy the relations  $\mathcal{U}_{\Gamma}(k) = 0$  and  $(\omega/2)^2 + [\mathcal{U}_{\mathbb{1}}(k)]^2 = |h(k)|^2$ . This implies that a term which is proportional to the identity matrix cannot induce any nontrivial phases, in contrast

to a driving term which possesses a matrix structure that coincides with the static chiral symmetry matrix  $\Gamma$ . In fact, when only  $\mathcal{U}_{\Gamma}(k)$  is nonzero, the driving opens immediately gaps when there exist bands crossing  $\pi$  quasi-energy. Whether, a nonzero  $\nu_\pi$  is induced will depend on the precise  $k$ -dependence of  $h(k)$  and  $\mathcal{U}_{\Gamma}(k)$ .

## V. TOPOLOGICAL SCENARIOS WITHOUT STATIC ANALOGS

From the results of the previous section, we conclude that driving terms which are odd under FCC have little impact on the topological properties at zero quasi-energy, while the topological properties at  $\pi$  quasi-energy are strongly decided by the Hamiltonian structure of the driving perturbation. Despite the fact that these conclusions were inferred in a particular limit and under a specific truncation of the QEOs, we expect these trends to also hold in more general situations, at least, as long as the strength of the driving perturbation is weak.

These arguments illustrate that driving terms which are odd under FCC are most prominent for leading to effects without a static counterpart, since these are not constrained to commute with the operator generating the chiral symmetry of the static system. Remarkably, such a loophole opens the door to driving-induced symmetry class transitions and a concomitant rich topological phenomenology. On these grounds, in the remainder of this work we primarily concentrate on the effects of such non-standard topological scenarios which arise from driving terms which are odd under FCC.

For this purpose, we return to the QEO for  $\pi$  quasi-energy, and analyze its symmetry and topological properties. It is more convenient to carry out this program in the original representation of the QEO, i.e., defined using Eqs. (6), (11), and (16). Hence, in case of the odd-under-FCC driving the  $\pi$  quasi-energy QEO takes the following compact form:

$$\begin{aligned} \hat{\mathcal{H}}_\pi(k) &= \mathbb{1}_F \otimes H_{\text{stat}}(k) + \kappa_1 \otimes \omega(\check{N} - 1/2\check{\mathbb{1}}_N) \otimes \mathbb{1}_H \\ &+ \kappa_1 \otimes i\check{\mathcal{U}}_A(k) + \kappa_2 \otimes \check{\mathcal{U}}_S(k), \end{aligned} \quad (30)$$

where we compactly expressed the QEO in the basis of Eq. (13) using the Pauli matrices  $\kappa_{1,2,3}$  along with the respective identity matrix  $\kappa_0$ . Note that  $\mathbb{1}_F \equiv \kappa_0 \otimes \check{\mathbb{1}}_N$ . In addition, we introduced the symmetric and antisymmetric matrix operators  $\check{\mathcal{U}}_S(k)$  and  $\check{\mathcal{U}}_A(k)$  which have matrix elements given by the expressions:

$$\check{\mathcal{U}}_{S;a,b}(k) = \frac{V_{a+b}(k) - V_{a+b}^*(k)}{2i}, \quad (31)$$

$$\check{\mathcal{U}}_{A;a,b}(k) = \frac{V_{a-b}(k) - V_{a-b}^*(k)}{2i}, \quad (32)$$

where the driving terms strictly commute with the static chiral symmetry operator, i.e.,  $[V_a(k), \Gamma] = 0$  for all values of the index  $a$ . Therefore, in this basis, the DCS operator is identified with  $\hat{\Pi}_\pi = \kappa_3 \otimes \check{\mathbb{1}}_N \otimes \Gamma$ .

So far in this work, we have mainly focused on the chiral symmetry of both the static and driven systems. However, the static Hamiltonian may preserve additional antiunitary symmetries which may persist or get violated upon switching on the driving. There exist two types of such additional symmetries [48]: (i) a generalized time-reversal symmetry effected by the operator  $\Theta$ , so that  $\Theta^\dagger H_{\text{stat}}(k)\Theta = H_{\text{stat}}(-k)$ , and, (ii) a charge-conjugation symmetry induced by the operator  $\Xi$  so that the following relation holds  $\Xi^\dagger H_{\text{stat}}(k)\Xi = -H_{\text{stat}}(-k)$ . We point out that since a chiral symmetry is always assumed to be preserved for the static system, if at least a time-reversal or a charge-conjugation symmetry is additionally present, then the static system preserves simultaneously both types of antiunitary symmetries with  $\Gamma \propto \Theta\Xi$  [47].

The assumption of chiral symmetry sets constraints on the symmetry classes which are possible for the static system. When only chiral symmetry exists, then static and driven Hamiltonians belong to the AIII symmetry class, which admits a  $\mathbb{Z}$  topological invariant in odd spatial dimensions [47]. The other possibilities include the following two pairs of symmetry classes: (i) {BDI, CI} with  $\Theta^2 = \mathbb{1}_H$  and  $\Xi^2 = \pm\mathbb{1}_H$ , along with (ii) {DIII, CII} with  $\Theta^2 = -\mathbb{1}_H$  and  $\Xi^2 = \pm\mathbb{1}_H$ , respectively. When the driving terms do not preserve any additional symmetry, then driving the system results in a symmetry collapse of the form {AIII, BDI, CI, DIII, CII}  $\rightarrow$  AIII.

At this point, it is crucial to remark that while this collapse rule is generally possible, in certain condensed matter systems such a symmetry-class breaking scheme is not possible. This is because topological superconductors in classes BDI and DIII have a built-in charge-conjugation symmetry [48] which, along with the here-assumed DCS, restricts the driving terms in such a fashion so that the symmetry classes of static and driven systems are identical. Therefore, a symmetry class transition to an AIII class in topological superconductors is mainly accessible in classes CI and CII, which lack such additional built-in antiunitary symmetries. Interestingly, such a symmetry conversion induced by the driving can enable a static system residing in a trivial symmetry class for a given spatial dimension, to a driven system with nontrivial topological properties. We examine situations belonging to both types in the upcoming sections. Specifically, we study two concrete models in 1D. One in which the static system belongs to class BDI and one to class CI. For both models, we investigate the resulting topological properties of the system when this is subject to driving terms which are both even and odd under FCC.

Concluding this section, we note that within the QEO formalism the additional antiunitary symmetries of the static system, which are effected by  $\Theta$  and  $\Xi$ , persist also in the driven state when all the odd-under-FCC potential components  $V_a(k)$  change sign under  $\Theta$ . Hence, only when  $\Theta^\dagger V_a(k)\Theta = -V_a(-k)$ . This can be naturally understood by taking into account that the definitions of the time-reversal and charge-conjugation symmetries for

a driven systems need to be extended according to:

$$\Theta^\dagger H(t, k)\Theta = +H(-t, -k), \quad (33)$$

$$\Xi^\dagger H(t, k)\Xi = -H(t, -k). \quad (34)$$

Together with the definition of DCS in Eq. (3), the extensions of the static symmetries to the driven case are chosen in such a way, so that the Floquet operator, that is defined as  $\mathcal{H}(t, k) = H(t, k) - i\partial_t \mathbb{1}_H$ , is invariant under these when they are present. For further details on the topological classification of FTIs we prompt the reader to refer to the works in Refs. 4, 58–64.

## VI. ANALYSIS OF A REPRESENTATIVE BDI MODEL IN 1D

In this section, we investigate the consequences of harmonic drives, which are both even- and odd-under FCC, on the topological properties of an extended Kitaev chain model in BDI symmetry class. This model is described by the static Bogoliubov-de Gennes (BdG) Hamiltonian:

$$H_{\text{BDI}}(k) = \varepsilon(k)\tau_3 + \Delta(k)\tau_2, \quad (35)$$

where we made use of the  $\tau_{1,2,3}$  Pauli matrices which act in the Nambu space spanned by the electron  $|e; k, \uparrow\rangle$  and hole states  $|h; -k, \uparrow\rangle$ . These two states correspond to the eigenstates  $\tau_3 = \pm 1$ , respectively. In addition, we introduced the energy dispersion  $\varepsilon(k) = \mu - \cos k - \alpha \cos(2k)$  and the p-wave pairing gap  $\Delta(k) = \Delta \sin k(1 - \beta \cos k)$ . In the above,  $\mu$  defines the chemical potential,  $\Delta$  is a pairing energy scale that is set as the energy unit in the remainder, while  $\alpha$  and  $\beta$  describe the second neighbor hopping amplitude and pairing potential, respectively. Here, the arising harmonics  $\sin k$  and  $\sin(2k)$  indicate the nearest and next nearest neighbor Cooper pairing terms. Note that a number of variants of longer-ranged Kitaev chain models have been previously studied for both static [65–69] and driven [34, 35] systems.

The static energy dispersions are of the form  $\pm E(k)$  with  $E(k) = \sqrt{\varepsilon^2(k) + \Delta^2(k)}$ , and exhibit particle-hole symmetry due to a chiral symmetry effected by  $\tau_1$ . As a consequence, the Hamiltonian can be brought to the block off-diagonal form  $H_{\text{stat}}(k) = R^\dagger H_{\text{BDI}}(k)R$  with:

$$H_{\text{stat}}(k) = \varepsilon(k)\tau_1 - \Delta(k)\tau_2 \equiv \begin{pmatrix} 0 & h(k) \\ h^\dagger(k) & 0 \end{pmatrix}, \quad (36)$$

with the help of a unitary transformation generated by  $R = (\tau_3 + \tau_1)/\sqrt{2}$ . We find that  $h(k) = \varepsilon(k) + i\Delta(k)$ .

The Hamiltonian  $H_{\text{stat}}(k)$  is of the BDI type since besides the chiral symmetry with  $\Gamma = \tau_3$ , it additionally possesses the generalized time-reversal and charge-conjugation symmetries effected by the operators  $\Theta = K$  and  $\Xi = \tau_3 K$ , respectively. Here,  $K$  denotes the complex conjugation operator. The topological properties of  $H_{\text{stat}}(k)$  are described by the winding number [47]  $\nu_{\text{stat}} = \int_0^{2\pi} d\varphi_{\text{stat}}/2\pi$ , where  $\tan[\varphi_{\text{stat}}(k)] = \Delta(k)/\varepsilon(k)$ .

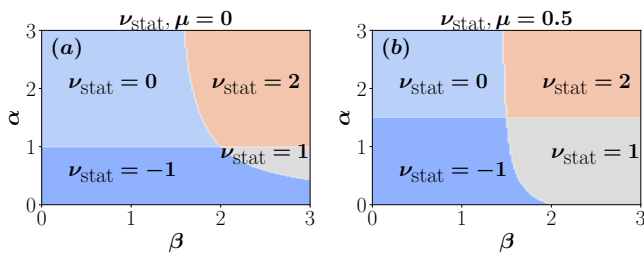


FIG. 1. Topological phase diagrams of the static extended Kitaev chain model in Eq. (35) as a function of  $\alpha$  and  $\beta$ , which correspond to the next neighbor hopping and pairing terms. (a) and (b) are obtained for  $\mu = 0$  and  $\mu = 0.5$ , with  $\mu$  being expressed in units of  $\Delta$  which is set to unity. These diagrams reveal a variety of topological phases, in which the respective winding number  $\nu_{\text{stat}}$  takes the values  $\{0, \pm 1, 2\}$ .

By numerically evaluating  $\nu_{\text{stat}}$ , we obtain a rich topological phase landscape which is depicted in Fig. 1.

We now consider the topological properties of the extended Kitaev model for the driven Hamiltonian:

$$H(t, k) = H_{\text{stat}}(k) + \Delta_1(t, k)\tau_2 - \Delta_2(t, k)\tau_3. \quad (37)$$

In the above, we introduced two different types of driving terms which are defined as:

$$\Delta_1(t, k) = \Delta\beta_1 \sin(2k) \cos(\omega t)/2, \quad (38)$$

$$\Delta_2(t, k) = \Delta\beta_2 \sin(2k) \sin(\omega t)/2. \quad (39)$$

The first (second) term corresponds to an even-(odd)-under-FCC driving perturbation. The Hamiltonian in Eq. (37) preserves the symmetries generated by the action of the operators  $\Gamma = \tau_3$ ,  $\Theta = K$ , and  $\Xi = \tau_3 K$ . Hence, it is also of the BDI type. In fact, since the charge-conjugation symmetry is built-in in the BdG formalism [48], additional requirement of chiral symmetry imposed throughout this work implies that no symmetry class conversion can occur in BDI systems.

### A. Topological phases for even-under-FCC drivings

We now investigate the topological properties of the extended Kitaev model when  $\beta_1 \neq 0$  while at the same time  $\beta_2 = 0$ . Hence, the driving term here reads as  $V_1(t, k) = \mathcal{B}_1(k)\omega \cos(\omega t)\tau_2/2$ , which is expressed in terms of the function  $\mathcal{B}_1(k) = (\Delta\beta_1/\omega) \sin(2k)$ . Along the spirit of Ref. 33, it is preferable to employ a time-dependent unitary transformation  $\mathcal{S}_1(t, k; t_0 = 0)$  which eliminates  $V_1(t, k)$  from the Floquet operator<sup>1</sup>. For the

<sup>1</sup> We transfer to a new frame by re-writing the Floquet operator according to the form  $\mathcal{H}'(t, k) = \mathcal{S}^\dagger(t, k; t_0)\mathcal{H}(t, k)\mathcal{S}(t, k; t_0) = \mathcal{S}^\dagger(t, k; t_0)H(t, k)\mathcal{S}(t, k; t_0) - \mathcal{S}^\dagger(t, k; t_0)i\partial_t\mathcal{S}(t, k; t_0) - i\partial_t\mathbb{1}_H$ . The latter is re-expressed as  $\mathcal{H}'(t, k) = H'(t, k) - i\partial_t\mathbb{1}_H$ , with  $H'(t, k) = \mathcal{S}^\dagger(t, k; t_0)H(t, k)\mathcal{S}(t, k; t_0) - \mathcal{S}^\dagger(t, k; t_0)i\partial_t\mathcal{S}(t, k; t_0)$ . This is achieved by choosing  $\mathcal{S}(t, k; t_0) = \text{Exp}[-i \int_{t_0}^t d\tau V(\tau, k)]$ .

given driving potential, we choose  $t_0 = 0$  and find:

$$\mathcal{S}_1(t, k; t_0 = 0) = e^{-i\theta_1(t, k)\tau_2/2}, \quad (40)$$

with the phase  $\theta_1(t, k) = \mathcal{B}_1(k) \sin(\omega t)$ . In this new frame, the time-dependent Hamiltonian becomes:

$$H'_1(t, k) = \varepsilon(k) \left[ e^{i\theta_1(t, k)} \frac{\tau_1 - i\tau_3}{2} + \text{h.c.} \right] - \Delta(k)\tau_2, \quad (41)$$

The advantage of transferring to a new frame is that the Fourier transform of the Hamiltonian  $H'_1(t, k)$  is easier to obtain than for  $H_1(t, k)$ . Here, Fourier transforming  $H'_1(t, k)$  yields the following QEO matrix elements:

$$\mathcal{H}'_{1;s;n,m}(k) = \Omega_{s;n,m} + J_{n-m}^+[\mathcal{B}_1(k)]\varepsilon(k)\tau_1 - \Delta(k)\tau_2\delta_{n,m} - iJ_{n-m}^-[\mathcal{B}_1(k)]\varepsilon(k)\tau_3 \quad (42)$$

where we introduced the functions  $J_n^\pm = (J_n \pm J_{-n})/2$ , with  $J_n$  denoting the Bessel functions of the first kind with an order  $n \in \mathbb{Z}$ . By virtue of the relation  $J_{-n} = (-1)^n J_n$ , we conclude that  $J_n^+(k)$  ( $J_n^-(k)$ ) are nonzero for an even (odd)  $n$ . Finally, this property, in conjunction with the fact that  $J_n(-k) = \pm J_n(k)$  for an even/odd  $n$ , respectively, further implies that  $J_n^\pm(k) = \pm J_n^\pm(-k)$ .

#### 1. High-frequency driving regime

With the QEOs at hand, we proceed with inferring the accessible topological phases in the presence of the driving. We first discuss the high-frequency limit, in which case, the frequency is much larger than the bandwidth defined according to  $W = \max[2|E(k)|]$ . In this high-frequency regime, the zeroth order of the Floquet-Magnus (FM) expansion which is obtained from Eq. (42) by taking the time-average over a single period, already constitutes a good approximation [33–35, 70]. Therefore, in this frequency window the driven system can be described by the static FM Hamiltonian  $H'_{1;\text{FM}}(k) = \tilde{\varepsilon}(k)\tau_1 - \Delta(k)\tau_2$ . Quite remarkably, this Hamiltonian shares the same structure with  $H_{\text{stat}}(k)$ , albeit with a rescaled normal-phase energy dispersion given as  $\tilde{\varepsilon}(k) = J_0[\mathcal{B}_1(k)]\varepsilon(k)$  which tends to  $\varepsilon(k)$  in the limit  $\omega \rightarrow \infty$ .

The FM Hamiltonian describes the topological properties for the  $\varepsilon = 0$  quasi-energy, since MPMs are not accessible in this limit. Figures 2(a) and 2(b) depict the topological phase diagrams obtained using the zeroth order FM method for two different values of the parameter  $\alpha$ . Our FM results are further confirmed by numerically evaluating the Floquet invariants for a finite high frequency value. Indeed, by setting  $\omega = 10 > W$ , we verify the good agreement of the two methods.

#### 2. Low-frequency driving regime

In the lower frequency regime, where the bandwidth  $W$  is larger than the driving frequency  $\omega$ , the driven



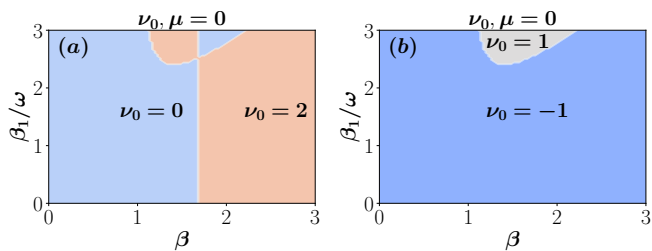


FIG. 2. Topological phase diagrams of the driven extended Kitaev chain model for a driving perturbation which is even under the action of FCC. The diagrams are obtained in the high frequency regime, and are depicted as functions of the parameter  $\beta$  and the reduced drive amplitude  $\beta_1/\omega$ . Panels (a) and (b) illustrate the topological invariants  $\nu_0$  using the zeroth order Floquet-Magnus approach for  $\alpha = 2$  and  $\alpha = 0$ , respectively. We used  $\mu = 0$  and  $\Delta = 1$  in both panels. The bandwidth for  $\alpha = 2$  is  $W = 6$ . The results of panel (a) are also confirmed using the QEO approach for  $\omega = 10$ . Moreover, using the QEO approach, we find that  $\nu_\pi = 0$  in the same parameter window. This is consistent with the expected absence of Majorana  $\pi$  modes for frequencies which are larger than the energy bandwidth of the static system.

system deviates from the static-like behavior observed above. That is, now both MZMs and MPMs are simultaneously accessible. In contrast to the FM method, these effects are fully captured by the QEO approach. We remark that, throughout this work, in order to carry out all the numerical calculations using the QEO approach, we truncated the space spanned by the operator  $\tilde{N}$  down to the subspace  $\tilde{N} = \{1, 2\}$ .

Our numerical results are shown in Figs. 3(a)-(b). Notably, we find that the system also harbors multiple MPMs per edge. In more detail, by setting  $\omega = 4$ , we find that  $\nu_\pi = 3$  in the entire  $(\beta, \beta_1/\omega)$  parameter plane. This is in accordance with the general trend found in the analysis of Sec. IV A 2, i.e., that MPMs become accessible even at infinitesimally small drive amplitudes. Moreover, in Figs. 3(c)-(d) we also show the resulting topological phase diagrams in the  $(\alpha, \beta)$  plane for  $\mu = 0.5$  and a reduced drive amplitude  $\beta_1/\omega = 0.5$ . Figure 3(c) appears very similar to Figure 1(a), therefore implying that for weak drive amplitudes the  $\nu_0$  sector is practically left unmodified. In contrast, the  $\nu_\pi$  undergoes changes which correspond to topological phase transitions leading to multiple MPMs per edge.

### 3. Comparing QEO and TEO methods

As we have already pointed out, the QEO method is expected to be more suitable for tackling the problems discussed here compared to previously employed TEO approaches [4, 53], because of the harmonic nature of the driving. To provide support for this claim, we have also attempted to reproduce the results of Fig. 3(a)-(b) by

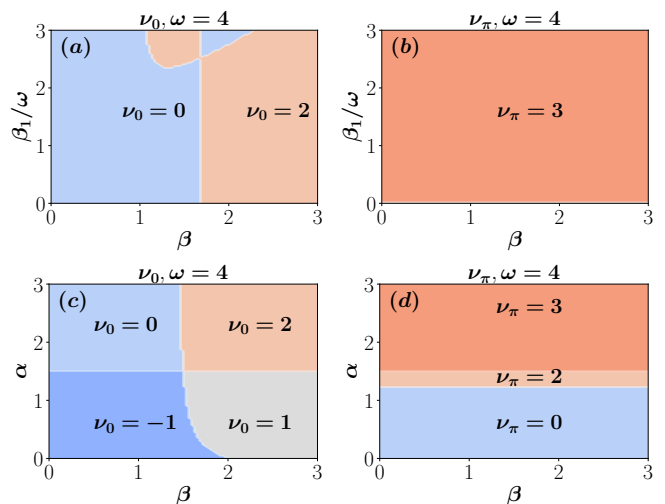


FIG. 3. Numerical evaluation of the topological phase diagrams associated with the winding numbers  $\nu_{0,\pi}$  as a function of  $\alpha$ ,  $\beta$ , and the reduced drive amplitude  $\beta_1/\omega$ . The results of panels (a)-(b) were obtained using the QEO method for  $\mu = 0$  and  $\alpha = 2$ . Here, we consider the low-frequency regime with  $\omega = 4$  and a bandwidth  $W = 6$ . In comparison to the results in Fig. 2(a), which were obtained using the zeroth order Floquet-Magnus approach, we find that reducing the driving frequency practically leaves the emergence of MZMs unaffected. More importantly, we find that switching on the driving immediately induces three MPMs per edge. In panels (c) and (d) we fix the reduced drive amplitude to  $\beta_1/\omega = 0.5$  and the chemical potential to  $\mu = 0.5$ , and vary  $\alpha$  and  $\beta$ . The results in (c) are very similar to the ones of Fig. 1(a) in this regime. We finally note that  $\nu_\pi$  demonstrates substantial variations upon increasing  $\alpha$ . This is because this variable effectively sets the value of the bandwidth and thus controls whether the static energy bands cross the boundaries of the first Floquet zone and, in turn, undergo gap openings.

employing the half-period TEO approach [53]. Details of this exploration are presented in Appendix A. Indeed, as we discuss there, the TEO approach requires at least an order of magnitude more computational runtime, in order to arrive at the same numerical accuracy obtained for the topological invariants using the QEO method.

By means of the TEO approach, one also is in a position to obtain the so-called effective Hamiltonian [54]. Specifically, this is an effectively static Hamiltonian defined from the Floquet operator, or, the stroboscopic TEO. Hence, to complete the study of the topological properties in terms of the TEO approach, in Appendix B we also evaluate the TEO for a full period and, in turn, obtain the effective Hamiltonian. By means of the latter, we evaluate the so-called band invariants and identify their relation with the  $\nu_{0,\pi}$  invariants.

We note that we restrict the comparison between the QEO and TEO approaches only to the present case, since similar results are also expected for rest of the scenarios that we examine later on.

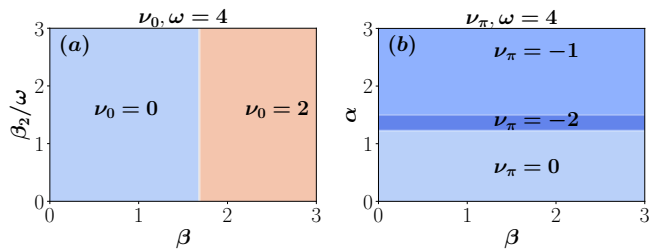


FIG. 4. Topological phase diagrams of the driven extended Kitaev chain model in Eq. (35) for an odd-under-FCC driving perturbation. In (a) the topological phase diagram is depicted as a function of  $\beta$  and the reduced drive amplitude  $\beta_2/\omega$ , when  $\mu = 0$ ,  $\Delta = 1$ ,  $\alpha = 2$ , and  $W = 6$ . In contrast, in (b) we explore the dependence of the winding number  $\nu_\pi$  on  $\alpha$  and  $\beta$ . Here,  $\mu = 0.5$ ,  $\beta_2/\omega = 0.5$  and all other parameter values remain unchanged. In (a) we observe that the phase diagram is not influenced by the drive. Note that the same diagram is obtained for two different frequency values  $\omega = \{4, 10\}$ . Most importantly, (a) does not differ from the results of the static case. This is consistent with the discussion in Sec. IV and Eq. (28). Even more, the corresponding topological phase diagram for  $\omega = 4$  in the plane  $(\alpha, \beta)$  is identical to Fig. 3(c). Although the topological properties at zero quasi-energy are not affected by the drive, MPMs are generally accessible. Specifically, for the case in panel (a) we correspondingly find  $\nu_\pi = 0$  and  $\nu_\pi = -1$  for  $\omega = 10$  and  $\omega = 4$ . In fact, for the latter case, MPMs immediately emerge for as soon as the drive amplitude becomes nonzero and the frequency. This property is consistent with the expectations from Eq. (29). Panel (b) shows that the  $\nu_\pi$  invariant is affected in a radically different manner than the one in Fig. 3(d) obtained for an even-under-FCC drive with amplitude  $\beta_1 \neq 0$ .

### B. Topological phases for odd-under-FCC drivings

We now proceed and examine the case for which  $\beta_2 \neq 0$  and  $\beta_1 = 0$ . Here, the driving term becomes  $V_2(t, k) = -\mathcal{B}_2(k)\omega \sin(\omega t)\tau_3/2$ , where we set  $\mathcal{B}_2(k) = (\Delta\beta_2/\omega) \sin(2k)$ . The symmetry class BDI persists also for this driving term. Following the same procedure as in the previous section, one can transfer to a new Hamiltonian frame by means of a unitary transformation effected now by the operator:

$$\mathcal{S}_2(t, k; t_0 = \pi/2) = e^{-i\theta_2(t, k)\tau_3/2}, \quad (43)$$

with  $\theta_2(t, k) = \mathcal{B}_2(k) \cos(\omega t)$ . As a result, the time-dependent Hamiltonian in the new frame takes the form:

$$H'_2(t, k) = E(k) \left\{ e^{i[\varphi_{\text{stat}}(k) + \theta_2(t, k)]\tau_+} + \text{h.c.} \right\}, \quad (44)$$

where we introduced the matrices  $\tau_\pm = (\tau_1 \pm i\tau_2)/2$ , while we made use of the variables  $E(k)$  and  $\varphi_{\text{stat}}(k)$  defined in Sec. VI. Once again, it is straightforward to obtain the Fourier transform for the above Hamiltonian. After carrying this calculation out, the resulting expressions for

the QEOs read as follows:

$$\mathcal{H}'_{2;s;n,m}(k) = \Omega_{s;n,m} + E(k) \left\{ i^{n-m} J_{n-m}[\mathcal{B}_2(k)] e^{i\varphi_{\text{stat}}(k)} \tau_+ + \text{h.c.} \right\}. \quad (45)$$

From the above expression, we find that in the high-frequency regime, the zeroth-order FM Hamiltonian is given as  $H'_{2;\text{FM}}(k) = J_0[\mathcal{B}_2(k)] H_{\text{stat}}(k)$ . This analytical result aligns well with corresponding numerical results obtained using the QEO approach which are discussed in Fig. 4. Furthermore, our numerical results obtained through the QEO approach, illustrate the emergence of MZMs and MPMs in the lower frequency regime. Notably, in both regimes, the MZMs exhibit negligible deviations from their counterparts in the even-under-FCC driving scenario, cf Fig. 3. Indeed, the phase diagrams of the static and driven systems at zero quasi-energy are essentially identical. For MPMs, the topological phases diagrams manifest sensitivity to the driving mechanism and the number of edge states are different from those inferred for an even-under-FCC drive. See also Fig. 3(d).

## VII. ANALYSIS OF A REPRESENTATIVE CI MODEL IN 1D

We now move on with considering that our static Hamiltonian belongs to class CI instead of BDI. Such a symmetry class change can be obtained by assuming the same structure for the static Hamiltonian, that is:

$$H_{\text{CI}}(k) = \varepsilon(k)\tau_3 + \bar{\Delta}(k)\tau_2, \quad (46)$$

where the energy dispersion  $\varepsilon(k)$  remains unchanged, but with the difference that now the static pairing gap is given by  $\bar{\Delta}(k) = \Delta \cos k$ . This modification is sufficient to enlist the present Hamiltonian in the CI symmetry class. Notably, such a Hamiltonian can describe a 1D spin-singlet superconductor with a so-called extended s-wave pairing gap [71]. In this case, the  $\tau_{1,2,3}$  Pauli matrices are defined in a Nambu space spanned by the following electron  $|e; k, \uparrow\rangle$  and hole states  $|h; -k, \downarrow\rangle$ , which correspond to the eigenstates  $\tau_3 = \pm 1$ , respectively. This two-component Nambu formalism is capable of describing superconductors which preserve rotations about the spin quantization axis and support Cooper pairs with zero net spin angular momentum [72]. Hence, besides even-parity spin-singlet superconductivity, also the odd-parity spin-triplet zero-spin pairing state can be simultaneously described using the above spinor.

To proceed, we bring the above Hamiltonian in a block off-diagonal form by means of the unitary transformation  $\bar{H}_{\text{stat}}(k) = R^\dagger H_{\text{CI}}(k) R = \varepsilon(k)\tau_1 - \bar{\Delta}(k)\tau_2$ . This Hamiltonian possesses a chiral symmetry with  $\Gamma = \tau_3$ , a generalized time-reversal symmetry with  $\Theta = \tau_1 K$ , and lastly, a charge-conjugation symmetry with  $\Xi = i\tau_2 K$ . The topological properties of this Hamiltonian are obtained from the winding number of the phase  $\bar{\varphi}_{\text{stat}}(k)$  which is defined

through the relation  $\tan[\bar{\varphi}_{\text{stat}}(k)] = \bar{\Delta}(k)/\varepsilon(k)$ . In 1D, Hamiltonians in the CI symmetry class do not harbor topologically nontrivial phases [47]. For the Hamiltonian in Eq. (46), this is because the Berry singularities appearing at  $k = \pm\pi/2$  carry opposite charges. As a result, they cancel each others contribution and lead to a zero winding number for  $\bar{\varphi}_{\text{stat}}(k)$ .

As we discussed in Sec. V, however, the addition of the drive can allow for the symmetry class conversion CI→AIII and, in turn, enable the system to support topologically nontrivial phases. Such a symmetry class conversion scenario becomes possible, for instance, by considering the following driven Hamiltonian:

$$\bar{H}(t, k) = \bar{H}_{\text{stat}}(k) + \Delta_1(t, k)\tau_2 - \Delta_2(t, k)\tau_3, \quad (47)$$

where the time-dependent pairing gaps are given once again by the formulas in Eqs. (38) and (39). Note that, in the Nambu basis of the Hamiltonian in Eq. (46), either driving terms describes a time-dependent odd-parity spin-triplet gap where each Cooper pair lies in the spin-symmetric spin-zero state  $\propto |k, \uparrow; -k \downarrow\rangle + |k, \downarrow; -k \uparrow\rangle$ .

To this end, we remark that considering the same type of drives as for the BDI Hamiltonian studied earlier, allows us to take advantage of the various analytical formulas obtained in Sec. VI. In this manner, the exploration of the topological properties of the driven CI Hamiltonian becomes significantly facilitated, while at the same time, this allows for a direct comparison between the effects of driving on Hamiltonians belonging to the two different symmetry classes.

### A. Topological phases for even-under-FCC drivings

We first discuss the case  $\beta_1 \neq 0$  and  $\beta_2 = 0$ . In the same spirit of Sec. VIA, we perform a unitary rotation and obtain the corresponding QEO, which has an identical form to the QEO in Eq. (42), albeit with the static pairing gap  $\Delta(k)$  replaced by  $\bar{\Delta}(k)$ .

With the help of the QEO approach we obtain the respective topological invariants  $\nu_{0,\pi}$  for both high ( $\omega = 10$ ) and low ( $\omega = 4$ ) frequencies. In the former case, we find  $\nu_{0,\pi} = 0$  in accordance with the expected topologically trivial behavior of a system in CI symmetry class. By instead switching to a low-frequency driving protocol, topologically nontrivial phases become now accessible but only for the  $\pi$  sector. Indeed,  $\nu_0$  is identically zero even for  $\omega = 4$  for the entire range of parameter values of  $\alpha$ ,  $\beta$ , and  $\beta_1/\omega$  typically examined in this work. Due to the triviality of  $\nu_0$ , we only show results for  $\nu_\pi$ . Specifically, in Fig. 5(a) we depict the evolution of  $\nu_\pi$  as a function of  $\alpha$  and  $\beta_1/\omega$ . We find that  $\nu_\pi$  takes a variety of values which strongly depend on the value of  $\alpha$ , which sets the energy bandwidth  $W$  of the static system.

Concluding this section, it is important to emphasize that the topologically protected zero and  $\pi$  quasi-energy edge modes which are predicted by  $\nu_{0,\pi}$  for a Hamiltonian

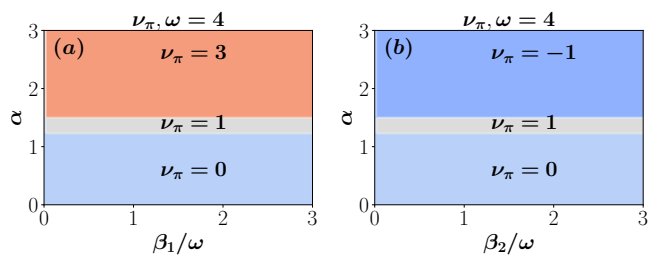


FIG. 5. Panels (a) and (b) present the numerical evaluation of the topological phase diagrams associated with the winding number  $\nu_\pi$  as a function of  $\alpha$  and the reduced drive amplitude  $\beta_1/\omega$  and  $\beta_2/\omega$ , respectively. These are both obtained in the low frequency regime with  $\omega = 4$  and a chemical potential value  $\mu = 0.5$ . The above results describe the driving-induced symmetry class conversion CI→AIII. We observe that in contrast to the topologically-trivial static CI Hamiltonian, the driven system shows various phases harboring  $\pi$  modes. Interestingly, the one can obtain a different topological landscape depending on the time of driving employed. Finally, we have checked that in the high drive frequency regime ( $\omega = 10$ )  $\nu_{0,\pi} = 0$ , while  $\nu_0$  remains zero also for  $\omega = 4$ .

in the AIII symmetry class do not correspond to Majorana excitations. This becomes transparent from the fact that the Nambu space in the present case consists of electrons and holes of opposite spins, therefore, charge neutral excitations are inaccessible, see also Ref. 73. In stark contrast, the arising topological excitations can be viewed as topologically protected Andreev modes. A number of works have discussed the emergence of topological Andreev modes but, up to our knowledge, so far only in static systems [74–79]. Specifically, Refs. [74–78] have discussed zero-energy topological Andreev modes in a parameter space, while Ref. 79 has proposed a mechanism to induce such zero modes at the ends of a 1D superconductor. Therefore, our results reveal alternative paths to engineer topological Andreev zero and  $\pi$  modes in driven systems.

### B. Topological phases for odd-under-FCC drivings

We now proceed with the last topological scenario to be examined in this work, that is  $\beta_1 = 0$  and  $\beta_2 \neq 0$ . In analogy to the previous paragraph, we now follow the same steps as in Sec. VIB and find the QEO in the present case, which has the same structure with the one in Eq. (45) but with the pairing gap properly substituted.

Our numerical calculations reveal that also here, Andreev zero modes are not accessible, at least not for the parameter window typically examined throughout this work. Andreev  $\pi$  modes are instead relevant. In Fig. 5(b) we show the resulting topological phase diagram in the  $(\beta_2/\omega, \alpha)$  parameter plane. Interestingly, we observe that for high values of  $\alpha$ , the  $\pi$  phases stabilized for even and odd drivings under FCC are substantially different.

Hence, the phase offset of the harmonic driving matters, and can constitute a topological control knob. The resulting difference can be corroborated after the discussion of Sec. IV. In the case of the odd-under-FCC driving, the topological phase transition  $\nu_\pi = -1 \mapsto \nu_\pi = +1$  stems from two simultaneous gap closings of the driving potential. In contrast, for the even-under-FCC case, the driving leads to a more complex interplay of the momentum space structure of the drive perturbation and the static Hamiltonian, thus, leading to a different result.

## VIII. CONCLUSIONS

We explore the topological properties of FTIs possessing a DCS. Since our focus is on harmonic drivings, we employ the QEO technique. We identify the chiral symmetry operator in frequency space and discuss the construction of the topological invariants. Specifically, we determine a closed analytical expression for the operator that yields the bulk invariants  $\nu_{0,\pi}$ . These predict the emergence of topological boundary modes at zero and  $\pi$  quasi-energy, respectively. With these general framework, we analyze the topological properties of FTIs with DCS, and distinguish two distinct scenarios depending on whether the DCS has a static analog or not. We find that in the latter case, the driving tends to have a negligible effect on the topological properties at zero quasi-energy. In contrast, it has a strong impact on the  $\pi$ -mode topology, thus opening perspectives for MPM engineering.

We confirm these general trends by applying the QEO method on a concrete extended Kitaev chain model subject to a periodic drive. Our work also verifies that the QEO approach is indeed more efficient for periodic drives than the TEO method for half a period. In addition, the QEO method allows for analytical conclusions and a more transparent discussion of the underlying mechanism for nontrivial topology. Apart from the above mentioned BDI class Kitaev model, we further explore the effects of driving which preserve a DCS while allowing for a symmetry class conversion from a CI to an AIII class. For this demonstration we employed a CI static Hamiltonian which describes an extended s-wave 1D superconductor. This Hamiltonian is topologically trivial in this dimensionality. However, upon switching on a suitable driving perturbation, one can leave only the DCS intact so for the system to transit to the AIII class, which harbors topological modes in 1D. To achieve this symmetry class conversion, we here consider the additional presence of a time-dependent zero-spin spin-triplet pairing.

All in all, our work aims at further expanding on the systematic analysis of driven systems with chiral symmetry using the QEO approach. In addition, it discusses the dichotomy between the two possibilities for the DCS operator and illustrates the advantages of employing DCS-preserving drivings without static analog for engineering topological  $\pi$ -modes while leaving the zero quasi-energy sector unaffected. Finally, the concrete models that we

discussed could in principle be engineered in hybrids of superconductor and semiconducting systems which experience longer-ranged couplings [69], or, in topological Yu-Shiba-Rusinov systems [80–82].

## ACKNOWLEDGEMENTS

We are thankful to Frederik Nathan for helpful discussions. In addition, we acknowledge funding from the National Natural Science Foundation of China (Grant No. 12050410262).

### Appendix A: Comparing QEO and TEO methods

In this section, we reinfer the low-frequency topological phase diagrams of Fig. 3(a)-(b) using the TEO approach discussed previously in Ref. 53. Our aim is to compare its computational efficiency to the one of the QEO method. The topological invariants in the TEO method are evaluated by taking advantage of a special structure that the TEO  $\mathcal{U}(t, k)$  obtains at  $t = T/2$  for systems with chiral symmetry. Specifically, after expressing the operator  $\mathcal{U}(t, k)$  in the basis in which the DCS operator  $\Gamma$  becomes block diagonal, we find that:

$$\mathcal{U}(T/2, k) = \mathcal{T}_t e^{-i \int_0^{T/2} dt H(t, k)} = \begin{pmatrix} a_\pi(k) & a_0(k) \\ b_0(k) & b_\pi(k) \end{pmatrix} \quad (\text{A1})$$

where  $\mathcal{T}_t$  denotes the time-ordering operator. Within this framework, the invariants  $\nu_{0,\pi}$  are identified with the winding numbers of the functions  $a_{0,\pi}(k)$ , respectively.

In the case of harmonic drivings  $\mathcal{U}(T/2, k)$  is more conveniently evaluated numerically by means of the Suzuki-Trotter decomposition [83, 84]. Hence,  $\mathcal{U}(t, k)$  can be approximated as  $\mathcal{U}(t, k) = \prod_{j=0}^{M-1} \mathcal{U}(t_j + \delta t, t_j; k)$ , with  $\mathcal{U}(t_j + \delta t, t_j; k) = \exp[-iH(t_j, k)\delta t]$ , where we set

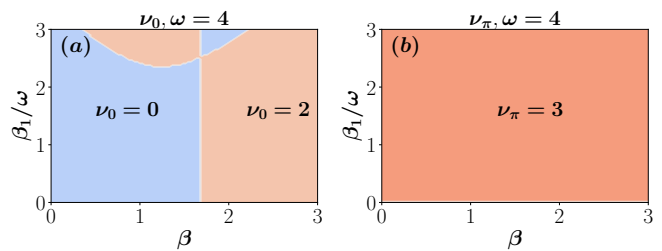


FIG. 6. Numerical calculation of  $\nu_{0,\pi}$  in the parameter plane ( $\beta, \beta_1/\omega$ ) using the TEO approach. We use  $\Delta = 1$ ,  $\mu = 0$ ,  $\alpha = 2$ ,  $\omega = 4$ , and a number of  $M = 20$  discretization steps. While the two approaches tend to converge, the QEO is computationally more efficient than its TEO counterpart due to the linear form of the equations in the frequency domain. We have checked that Fig. 3(a) is more accurate than Fig. 6(a) by verifying that the former remains unaltered when enlarging the  $\tilde{N}$ -space which sets the order of truncation for the QEO.



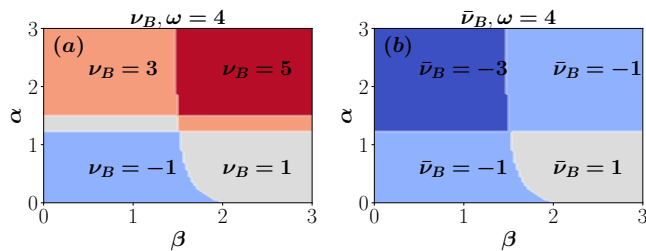


FIG. 7. Relation between the Floquet invariants  $\nu_{0,\pi}$  of Fig. 3(c)-(d) and the band invariants  $\nu_B$  and  $\bar{\nu}_B$  shown in Fig. 7(a)-(b). The band invariants are evaluated using two different time frames separated by half a period. We find that these satisfy the relations  $\nu_B = \nu_0 + \nu_\pi$  and  $\bar{\nu}_B = \nu_0 - \nu_\pi$ . The calculations were performed for the Hamiltonian in Eq. (41) and the same parameters as in Fig. 3(c)-(d).

$\delta t = T/M$  and  $t_j = j\delta t$ . The variable  $M$  corresponds to the number of discretization steps [83, 84]. The results obtained from applying the above this method to Eq. (41) for the same parameters as in Fig. 3(a)-(b), are depicted in Fig. 6(a)-(b) and are carried out for  $M = 20$ . Notably, we observe that for the latter choice of discretization steps, the results of the TEO method do not yet manage to capture the numerical accuracy that we ended up with by employing the QEO approach.

Aside from the reduced accuracy found when employing the TEO method for  $M = 20$ , it is equally important to here comment on the computational efficiency of the two techniques. We indeed find that the numerical calculation for the QEO is much faster than its TEO counterpart, thanks to the fact that equations in the frequency domain obtain a linear form. To quantify this, we recorded the required runtime in order to obtain the results of Fig. 3(a)-(b) and Fig. 6(a)-(b), in which we use

a grid mesh  $10 \times 10 = 100$  in the  $(\beta_1/\omega, \beta)$  plane. We found that the calculation time using the QEO method for  $\nu_0$  ( $\nu_\pi$ ) was 153 (122) seconds. In contrast, the corresponding calculation time using the TEO method was 1603 (1462) seconds. From these representative numerical evaluations, we infer that the QEO method is at least an order of magnitude more efficient than the TEO method for the harmonic drivings studied in this work.

## Appendix B: Stroboscopic effective Hamiltonian

We now complete the study of the TEO approach, by here considering the stroboscopic or effective Hamiltonian of the driven system. In this approach, one computes  $\mathcal{U}(t, k)$  over a single period  $T$  and then determines the effective Hamiltonian through  $H_F(k) = (i/T) \ln [\mathcal{U}(T, k)]$ . For systems with a DCS, as in the present case,  $H_F(k)$  is block off-diagonal in the canonical basis. Hence, one can also define winding numbers using the effective Hamiltonian which are customarily termed band invariants  $\nu_B$ , since these neglect the micromotion of the system. As a result, the band invariant depends on the chosen time frame [53]. For instance, consider a new time frame in which the effective Hamiltonian preserves DCS. This new frame is obtained by shifting the time dependent Hamiltonian by  $T/2$ , and leads once again to the Hamiltonian of Eq. (41), albeit now with  $\theta_1(t, k) \mapsto -\theta_1(t, k)$ . This yields a distinct band invariant  $\bar{\nu}_B$ . To clarify this, in Fig. 7 we show our numerical results by obtaining the effective Hamiltonian for Eq. (41), while using the parameter values of Fig. 3(c)-(d). From Fig. 7 we find the relations  $\nu_B = \nu_0 + \nu_\pi$  and  $\bar{\nu}_B = \nu_0 - \nu_\pi$ , which agree with the predictions of Ref. 53 for general chiral-symmetric driven systems.

- 
- [1] J.-i. Inoue and A. Tanaka, *Photoinduced Transition between Conventional and Topological Insulators in Two-Dimensional Electronic Systems*, Phys. Rev. Lett. **105**, 017401 (2010).
  - [2] T. Oka and H. Aoki, *Photovoltaic Hall effect in graphene*, Phys. Rev. B **79**, 081406 (2009).
  - [3] T. Kitagawa, M. S. Rudner, E. Berg, and E. Demler, *Exploring topological phases with quantum walks*, Phys. Rev. A **82**, 033429 (2010).
  - [4] T. Kitagawa, E. Berg, M. Rudner, and E. Demler, *Topological characterization of periodically driven quantum systems*, Phys. Rev. B **82**, 235114 (2010).
  - [5] N. H. Lindner, G. Refael, and V. Galitski, *Floquet topological insulator in semiconductor quantum wells*, Nat. Phys. **7**, 490 (2011).
  - [6] L. Jiang, T. Kitagawa, J. Alicea, A. R. Akhmerov, D. Pekker, G. Refael, J. I. Cirac, E. Demler, M. D. Lukin, and P. Zoller, *Majorana Fermions in Equilibrium and in Driven Cold-Atom Quantum Wires*, Phys. Rev. Lett. **106**, 220402 (2011).
  - [7] G. Liu, N. Hao, S.-L. Zhu, and W. M. Liu, *Topological superfluid transition induced by a periodically driven optical lattice*, Phys. Rev. A **86**, 013639 (2012).
  - [8] N. H. Lindner, D. L. Bergman, G. Refael, and V. Galitski, *Topological Floquet spectrum in three dimensions via a two-photon resonance*, Phys. Rev. B **87**, 235131 (2013).
  - [9] A. G. León and G. Platero, *Floquet-Bloch Theory and Topology in Periodically Driven Lattices*, Phys. Rev. Lett. **110**, 200403 (2013).
  - [10] D. E. Liu, A. Levchenko, and H. U. Baranger, *Floquet Majorana Fermions for Topological Qubits in Superconducting Devices and Cold-Atom Systems*, Phys. Rev. Lett. **111**, 047002 (2013).
  - [11] M. S. Rudner, N. H. Lindner, E. Berg, and M. Levin, *Anomalous Edge States and the Bulk-Edge Correspondence for Periodically Driven Two-Dimensional Systems*, Phys. Rev. X **3**, 031005 (2013).
  - [12] J. Cayssol, B. Dóra, F. Simon, and R. Moessner, *Floquet topological insulators*, Phys. Status Solidi RRL **7**, 101 (2013).

- [13] L. Lu, J. D. Joannopoulos, and M. Soljačić, *Topological photonics*, Nat. Photonics **8**, 821 (2014).
- [14] M. Bukov, L. D'Alessio, and A. Polkovnikov, *Universal high-frequency behavior of periodically driven systems: from dynamical stabilization to Floquet engineering*, Advances in Physics **64**, 139 (2015).
- [15] N. R. Cooper, J. Dalibard, and I. B. Spielman, *Topological bands for ultracold atoms*, Rev. Mod. Phys. **91**, 015005 (2019).
- [16] T. Oka and S. Kitamura, *Floquet Engineering of Quantum Materials*, Annu. Rev. Condens. Matter Phys. **10**, 387 (2019).
- [17] M. S. Rudner and N. H. Lindner, *Band structure engineering and non-equilibrium dynamics in Floquet topological insulators*, Nat. Rev. Phys. **2**, 229 (2020).
- [18] L. Guo and P. Liang, *Condensed Matter Physics in Time Crystals*, New J. Phys. **22**, 075003 (2020).
- [19] T. Kitagawa, M. A. Broome, A. Fedrizzi, M. S. Rudner, E. Berg, I. Kassal, A. Aspuru-Guzik, E. Demler, and A. G. White, *Observation of topologically protected bound states in photonic quantum walks*, Nat. Commun. **3**, 882 (2012).
- [20] M. C. Rechtsman, J. M. Zeuner, Y. Plotnik, Y. Lumer, D. Podolsky, F. Dreisow, S. Nolte, M. Segev, and A. Szameit, *Photonic Floquet topological insulators*, Nature, **496**, 196 (2013).
- [21] G. Jotzu, M. Messer, R. Desbuquois, M. Lebrat, T. Uehlinger, D. Greif, and T. Esslinger, *Experimental realization of the topological Haldane model with ultracold fermions*, Nature **515**, 237 (2014).
- [22] K. Jiménez-García, L. J. LeBlanc, R. A. Williams, M. C. Beeler, C. Qu, M. Gong, C. Zhang, and I. B. Spielman, *Tunable Spin-Orbit Coupling via Strong Driving in Ultracold-Atom Systems*, Phys. Rev. Lett. **114**, 125301 (2015).
- [23] Y.-G. Peng, C.-Z. Qin, D.-G. Zhao, Y.-X. Shen, X.-Y. Xu, M. Bao, H. Jia, and X.-F. Zhu, *Experimental demonstration of anomalous floquet topological insulator for sound*, Nat. Commun. **7**, 13368 (2016).
- [24] L. J. Maczewsky, J. M. Zeuner, S. Nolte, and A. Szameit, *Observation of photonic anomalous Floquet topological insulators*, Nat. Commun. **8**, 13756 (2017).
- [25] S. Mukherjee, A. Spracklen, M. Valiente, E. Andersson, Patrik Öhberg, N. Goldman, and R. R. Thomson, *Experimental observation of anomalous topological edge modes in a slowly driven photonic lattice*, Nat. Commun. **8**, 13918 (2017).
- [26] W. Hu, J. C. Pillay, K. Wu, M. Pasek, P. P. Shum, and Y. D. Chong, *Measurement of a Topological Edge Invariant in a Microwave Network*, Phys. Rev. X **5**, 011012 (2015).
- [27] Q. Cheng, Y. Pan, H. Wang, C. Zhang, D. Yu, A. Gover, H. Zhang, T. Li, L. Zhou, and S. Zhu, *Observation of Anomalous  $\pi$  Modes in Photonic Floquet Engineering*, Phys. Rev. Lett. **122**, 173901 (2019).
- [28] K. Wintersperger, C. Braun, F. N. Únal, A. Eckardt, M. D. Liberto, N. Goldman, I. Bloch, and M. Aidelsburger, *Realization of an anomalous Floquet topological system with ultracold atoms*, Nat. Phys. **16**, 1058 (2020).
- [29] W. P. Su, J. R. Schrieffer, and A. J. Heeger, *Solitons in Polyacetylene*, Phys. Rev. Lett. **42**, 1698 (1979).
- [30] A. Y. Kitaev, *Unpaired Majorana Fermions in Quantum Wires*, Phys. Usp. **44**, 131 (2001).
- [31] Q. J. Tong, J. H. An, J. Gong, H. G. Luo, and C. H. Oh, *Generating many Majorana modes via periodic driving: A superconductor model*, Phys. Rev. B **87**, 201109(R) (2013).
- [32] M. Thakurathi, A. A. Patel, D. Sen, and A. Dutta, *Floquet generation of Majorana end modes and topological invariants*, Phys. Rev. B **88**, 155133 (2013).
- [33] M. Benito, Á. Gómez-León, V. M. Bastidas, T. Brandes, and G. Platero, *Floquet engineering of long-range p-wave superconductivity*, Phys. Rev. B **90**, 205127 (2014).
- [34] Z. Z. Li, C. H. Lam, and J. Q. You, *Floquet engineering of long-range p-wave superconductivity: Beyond the high-frequency limit*, Phys. Rev. B **96**, 155438 (2017).
- [35] X. P. Li, C. F. Li, L. C. Wang, and L. Zhou, *Effect of Floquet engineering on the p-wave superconductor with second-neighbor couplings*, Phys. Lett. A **382**, 1633 (2018).
- [36] H. Y. Wang, L. Zhuang, X. L. Gao, X. D. Zhao, and W. M. Liu, *Robust Majorana edge modes with low frequency multiple time periodic driving*, J. Phys.: Condens. Matter **32**, 355404 (2020).
- [37] A. A. Reynoso and D. Frustaglia, *Unpaired Floquet Majorana fermions without magnetic fields*, Phys. Rev. B **87**, 115420 (2013).
- [38] C. C. Wu, J. Sun, F. J. Huang, Y. D. Li, and W. M. Liu, *Majorana fermions in a periodically driven semiconductor-superconductor Heterostructure*, EPL **104**, 27004 (2013).
- [39] J. Klinovaja, P. Stano, and D. Loss, *Topological Floquet Phases in Driven Coupled Rashba Nanowires*, Phys. Rev. Lett. **116**, 176401 (2016).
- [40] M. Thakurathi, D. Loss, and J. Klinovaja, *Floquet Majorana fermions and parafermions in driven Rashba nanowires*, Phys. Rev. B **95**, 155407 (2017).
- [41] D. T. Liu, J. Shabani, and A. Mitra, *Floquet Majorana zero and  $\pi$  modes in planar Josephson junctions*, Phys. Rev. B **99**, 094303 (2019).
- [42] Z. Yang, Q. Yang, J. Hu, and D. E. Liu, *Dissipative Floquet Majorana Modes in Proximity-Induced Topological Superconductors*, Phys. Rev. Lett. **126**, 086801 (2021).
- [43] J. Cayao, C. Triola, and A. M. Black-Schaffer, *Floquet engineering bulk odd-frequency superconducting pairs*, Phys. Rev. B **103**, 104505 (2021).
- [44] R. W. Bomantara and J. Gong, *Simulation of Non-Abelian Braiding in Majorana Time Crystals*, Phys. Rev. Lett. **120**, 230405 (2018).
- [45] R. W. Bomantara, and Jiangbin Gong, *Quantum computation via Floquet topological edge modes*, Phys. Rev. B **98**, 165421 (2018).
- [46] B. Bauer, T. Pereg-Barnea, T. Karzig, M.-T. Rieder, G. Refael, E. Berg, and Y. Oreg, *Topologically protected braiding in a single wire using Floquet Majorana modes*, Phys. Rev. B **100**, 041102(R) (2019).
- [47] S. Ryu, A. P. Schnyder, A. Furusaki, and A. W. W. Ludwig, *Topological insulators and superconductors: tenfold way and dimensional hierarchy*, New J. Phys. **12**, 065010 (2010).
- [48] A. Altland and M. R. Zirnbauer, *Nonstandard symmetry classes in mesoscopic normal-superconducting hybrid structures*, Phys. Rev. B **55**, 1142 (1997).
- [49] H. Obuse and N. Kawakami, *Topological phases and delocalization of quantum walks in random environments*, Phys. Rev. B **84**, 195139 (2011).

- [50] J. K. Asbóth, *Symmetries, topological phases, and bound states in the one-dimensional quantum walk*, Phys. Rev. B **86**, 195414 (2012).
- [51] J. K. Asbóth and H. Obuse, *Bulk-boundary correspondence for chiral symmetric quantum walks*, Phys. Rev. B **88**, 121406(R) (2013).
- [52] B. Tarasinski, J. K. Asbóth, and J. P. Dahlhaus, *Scattering theory of topological phases in discrete-time quantum walks*, Phys. Rev. A **89**, 042327 (2014).
- [53] J. K. Asbóth, B. Tarasinski, and P. Delplace, *Chiral symmetry and bulk-boundary correspondence in periodically driven one-dimensional systems*, Phys. Rev. B **90**, 125143 (2014).
- [54] A. Eckardt and E. Anisimovas, *High-frequency approximation for periodically driven quantum systems from a Floquet-space perspective* New J. Phys. **17**, 093039 (2015).
- [55] D. M. Kennes, N. Müller, M. Pletyukhov, C. Weber, C. Bruder, F. Hassler, J. Klinovaja, D. Loss, and H. Schoeller, *Chiral one-dimensional Floquet topological insulators beyond the rotating wave approximation*, Phys. Rev. B **100**, 041103(R) (2019).
- [56] S. Bandyopadhyay, U. Bhattacharya, and A. Dutta, *Temporal variation in the winding number due to dynamical symmetry breaking and associated transport in a driven Su-Schrieffer-Heeger chain*, Phys. Rev. B **100**, 054305 (2019).
- [57] H. Sambe, *Steady States and Quasienergies of a Quantum-Mechanical System in an Oscillating Field*, Phys. Rev. A **7**, 2203 (1973).
- [58] F. Nathan and M. S. Rudner, *Topological singularities and the general classification of Floquet-Bloch systems*, New J. Phys. **17**, 125014 (2015).
- [59] I. C. Fulga and M. Maksymenko, *Scattering matrix invariants of Floquet topological insulators*, Phys. Rev. B **93**, 075405 (2016).
- [60] M. Fruchart, *Complex classes of periodically driven topological lattice systems*, Phys. Rev. B **93**, 115429 (2016).
- [61] A. C. Potter, T. Morimoto, and A. Vishwanath, *Classification of Interacting Topological Floquet Phases in One Dimension*, Phys. Rev. X **6**, 041001 (2016).
- [62] R. Roy and F. Harper, *Floquet topological phases with symmetry in all dimensions*, Phys. Rev. B **95**, 195128 (2017).
- [63] R. Roy and F. Harper, *Periodic table for Floquet topological insulators*, Phys. Rev. B **96**, 155118 (2017).
- [64] S. Yao, Z. Yan, and Z. Wang, *Topological invariants of Floquet systems: General formulation, special properties, and Floquet topological defects*, Phys. Rev. B **96**, 195303 (2017).
- [65] M. T. Mercaldo, M. Cuoco, and P. Kotetes, *Magnetic-field-induced topological reorganization of a p-wave superconductor*, Phys. Rev. B **94**, 140503(R) (2016).
- [66] K. Patrick, T. Neupert, and J. K. Pachos, *Topological Quantum Liquids with Long-Range Couplings*, Phys. Rev. Lett. **118**, 267002 (2017).
- [67] A. Alecce and L. Dell'Anna, *Extended Kitaev chain with longer-range hopping and pairing*, Phys. Rev. B, **95**, 195160 (2017).
- [68] M. T. Mercaldo, M. Cuoco, and P. Kotetes, *Magnetic manipulation of topological states in p-wave superconductors*, Physica B **536**, 730 (2018).
- [69] P. Kotetes, *Diagnosing topological phase transitions in 1D superconductors using Berry singularity markers*, J. Phys.: Condens. Matter, **34**, 174003 (2022).
- [70] S. Blanes, F. Casas, J. A. Oteo, and J. Ros, *The Magnus expansion and some of its applications*, Phys. Rep. **470**, 151 (2009).
- [71] I. I. Mazin, D. J. Singh, M. D. Johannes, and M. H. Du, *Unconventional Superconductivity with a Sign Reversal in the Order Parameter of LaFeAsO<sub>1-x</sub>F<sub>x</sub>*, Phys. Rev. Lett. **101**, 057003 (2008).
- [72] M. Sigrist and K. Ueda, *Phenomenological theory of unconventional superconductivity*, Rev. Mod. Phys. **63**, 239 (1991).
- [73] P. Kotetes, *Classification of engineered topological superconductors*, New J. Phys. **15**, 105027 (2013).
- [74] J. Klinovaja, P. Stano, and D. Loss, *Transition from fractional to Majorana fermions in Rashba nanowires*, Phys. Rev. Lett. **109**, 236801 (2012).
- [75] D. Rainis, A. Saha, J. Klinovaja, L. Trifunovic, and D. Loss, *Transport Signatures of Fractional Fermions in Rashba Nanowires*, Phys. Rev. Lett. **112**, 196803 (2014).
- [76] D. Sticlet, L. Seabra, F. Pollmann, and J. Cayssol, *From fractionally charged solitons to Majorana bound states in a one-dimensional interacting model*, Phys. Rev. B **89**, 115430 (2014).
- [77] R. Wakatsuki, M. Ezawa, Y. Tanaka, and N. Nagaosa, *Fermion Fractionalization to Majorana Fermions in Dimerized Kitaev Superconductor*, Phys. Rev. B **90**, 014505 (2014).
- [78] P. Marra and M. Nitta, *Topologically nontrivial Andreev bound states*, Phys. Rev. B **100**, 220502(R) (2019).
- [79] D. Steffensen, M. H. Christensen, B. M. Andersen, and P. Kotetes, *Topological Superconductivity Induced by Magnetic Texture Crystals*, Phys. Rev. Research **4**, 013225 (2022).
- [80] S. Nadj-Perge, I. K. Drozdov, B. A. Bernevig, and A. Yazdani, *Proposal for realizing Majorana fermions in chains of magnetic atoms on a superconductor*, Phys. Rev. B **88**, 020407(R) (2013).
- [81] S. Nakosai, Y. Tanaka, and N. Nagaosa, *Two-dimensional p-wave superconducting states with magnetic moments on a conventional s-wave superconductor*, Phys. Rev. B **88**, 180503(R) (2013).
- [82] F. Pientka, L. I. Glazman, and F. von Oppen, *Topological superconducting phase in helical Shiba chains*, Phys. Rev. B **88**, 155420 (2013).
- [83] H. F. Trotter, *On the Product of Semi-Groups of Operators*, Proc. Amer. Math. Soc. **10**, 545 (1959).
- [84] M. Suzuki, *Generalized Trotter's formula and systematic approximants of exponential operators and inner derivations with applications to many-body problems*, Commun. Math. Phys. **51**, 183 (1976).