

Characterisation of plastic scintillator paddles and lightweight MWPCs for the MID subsystem of ALICE 3

Ruben Alfaro^a, Mauricio Alvarado Hernández^b, Gyula Bencédi^c, Juan Carlos Cabanillas Noris^d, Marco Antonio Díaz Maldonado^b, Carlos Duarte Galvan^e, Arturo Fernández Téllez^f, Gergely Gábor Barnaföldi^c, Ádám Gera^c, Varlen Grabsky^a, Gergő Hamar^c, Gerardo Herrera Corral^g, Ildelfonso León Monzón^e, Josué Martínez García^f, Mario Iván Martínez Hernandez^f, Jesús Eduardo Muñoz Méndez^b, Richárd Nagy^c, Rafael Ángel Narcio Laveaga^d, Antonio Ortiz^b, Mario Rodríguez-Cahuantzi^f, Solangel Rojas Torres^h, Timea Szollosova^h, Miguel Enrique Patiño Salazar^b, Jared Pazarán García^b, Hector David Regules Medel^f, Guillermo Tejeda Muñoz^f, Paola Vargas Torres^b, Dezső Varga^c, Róbert Vértési^c, Yael Antonio Vasquez Beltran^f, Carlos Rafael Vázquez Villamar^b, Irandheny Yoval Pozos^f

^aInstituto de Física, Universidad Nacional Autónoma de México, Mexico

^bInstituto de Ciencias Nucleares, Universidad Nacional Autónoma de México, Mexico

^cHUN-REN Wigner Research Centre for Physics, Hungary

^dInstituto Tecnológico de Culiacán, Tecnológico Nacional de México

^eUniversidad Autónoma de Sinaloa, Mexico

^fFacultad de Ciencias Físico Matemáticas, Benemérita Universidad Autónoma de Puebla, Mexico

^gCentro de Investigación y Estudios Avanzados del IPN, Mexico

^hCzech Technical University in Prague, Prague, Czech Republic

arXiv:2401.04630v1 [physics.ins-det] 9 Jan 2024

Abstract

The ALICE collaboration is proposing a completely new detector, ALICE 3, for operation during the LHC Runs 5 and 6. One of the ALICE 3 subsystems is the Muon IDentifier detector (MID), which has to be optimised to be efficient for the reconstruction of J/ψ at rest (muons down to $p_T \approx 1.5 \text{ GeV}/c$) for $|\eta| < 1.3$. Given the modest particle fluence expected in the MID of a few Hz/cm^2 , technologies like plastic scintillator bars ($\approx 1 \text{ m}$ length) equipped with wavelength-shifting fibers and silicon photomultiplier readout, and lightweight Multi-Wire Proportional Chambers (MWPCs) are under investigation. To this end, different plastic scintillator paddles and MWPCs were studied at the CERN T10 test beam facility. This paper reports on the performance of the scintillator prototypes tested at different beam energies (from $0.5 \text{ GeV}/c$ up to $6 \text{ GeV}/c$) and positions (horizontal, vertical, and angular scans). The MWPCs were tested at different energies (from $0.5 \text{ GeV}/c$ to $10 \text{ GeV}/c$) and beam intensities, their efficiency and position resolutions were verified beyond the particle rates expected with the MID in ALICE 3.

Keywords: Upgrade, Scintillators, SiPM, MWPC, ALICE experiment

1. Introduction

ALICE (A Large Ion Collider Experiment) is one of the four main experiments at the CERN Large Hadron Collider (LHC) and it is mainly devoted to heavy-ion physics [1]. Its main goal is to achieve the detailed characterisation of the strongly interacting quark–gluon plasma (QGP) that is theoretically predicted in lattice QCD, and that has been observed in relativistic heavy-ion collisions by experiments at RHIC and at the LHC [2, 3].

In spite of the ambitious upgrade and physics programs to be completed in the next eight years, crucial questions will remain open after the ALICE data taking in the LHC Runs 3 and 4. These include the deeper

*antonio.ortiz@nucleares.unam.mx

understanding of the rich phenomenology of QCD matter by connecting parton-energy loss, collective flow, hadronisation and electromagnetic radiation in a unified description. The successful completion of this task requires the construction of a new detector with increased rate capabilities, improved vertexing and tracking over wide momentum and rapidity ranges. This project, named ALICE 3, is being optimized to have excellent capabilities for heavy-flavour and electromagnetic radiation studies [4]. The ALICE 3 detector is expected to take data during the LHC Run 5 (2035-2038) and Run 6 (2040-2041). The core of ALICE 3 will be a full silicon tracking device covering eight units of pseudorapidity, a Time-Of-Flight (TOF) system consisting of two cylindrical layers with a time resolution of 20 ps, a Ring Imaging Cherenkov (RICH) detector that will allow the e/π separation up to $2\text{ GeV}/c$, and finally an electromagnetic calorimeter covering the barrel acceptance and one forward direction. All these detectors will be located inside a superconducting magnet, providing a magnetic field of $B = 2\text{ T}$. A Forward Conversion Tracker (FCT) is under consideration to measure photons down to transverse momenta of $p_T \approx 2\text{ MeV}/c$. For muon identification, the Muon Identifier (MID) detector will consist of a cylindrical shape steel absorber of thickness $\approx 70\text{ cm}$, surrounding the magnet, and of MID chambers around the absorber allowing the muon tagging by matching hits in the muon detectors with tracks from the tracker. The absorber thickness is being optimized for the efficient reconstruction of J/ψ emitted at rest at $\eta = 0$, which requires the muon identification with a transverse momentum as low as $p_T = 1.5\text{ GeV}/c$.

Regarding the MID subsystem, muon chambers with a granularity of $\Delta\varphi\Delta\eta = 0.02 \times 0.02$ are proposed [4]. The moderate charged-particle rate in the MID subsystem of a few Hz/cm^2 for pp and Pb–Pb collisions at an interaction rate of 24 MHz and 93 kHz, respectively, together with the required granularity of 50-60 mm pad size open the possibility of using well known technologies like Multi-Wire Proportional Chambers (MWPCs) and Resistive Plate Chambers (RPCs). However, the use of scintillator paddles, i.e. scintillator bars equipped with wave-length shifting fibers (WLS) and silicon photomultiplier (SiPM) readout, are considered as the baseline option in the ALICE 3 LoI due to their simplicity [4]. This option considers two layers of crossed scintillator paddles (5 cm wide) with a 10 cm gap between two layers. Both MWPC and scintillators represent a cost effective solution to cover a detection area of about 360 m^2 .

In this paper, the performance of different options of plastic scintillators (FNAL-NICADD [5], ELJEN model EJ-208 [6] and U-70 IHEP, PROTVINO) and photosensors are reported. For MWPCs, two sets of chambers from Wigner RCP ($512 \times 512\text{ mm}^2$, wires: 8mm, pad: 4 mm) and ($768 \times 768\text{ mm}^2$, wires: 12 mm, pad: 12 mm) are tested with high and moderate position resolution, measuring their performance at beam conditions, as well as quantifying the performance in high-particle rate environment.

2. Experimental setup

The measurements were performed at the T10 beamline at the East Area of the CERN PS, which underwent a recent overhaul [7] allowing a convenient beam testing activity. Three scintillator prototypes and two sets of MWPCs were tested. Figure 1 shows a sketch of the experimental setup and the coordinate system. The beam particles travel along the z axis, the horizontal axis mentioned hereinafter corresponds to the x axis, whereas the vertical axis corresponds to the y axis. The trigger signal was provided by the coincidence among three scintillator paddles denoted as TRIG. X1, TRIG. Y1 and TRIG. X2. The scintillators are coupled to Hamamatsu R3478 photomultipliers, resulting in high efficiency and high signal-to-noise ratio with a time resolution of about 1 ns.

The MWPCs operated in a self-trigger mode, which, despite its limited time resolution, facilitated the detection of all particles from the beam due to their expansive coverage area. The detected particles include those that missed the trigger scintillators due to their small detection area ($\approx 3 \times 2 \text{ cm}^2$). Thus the real beam profile could be measured.

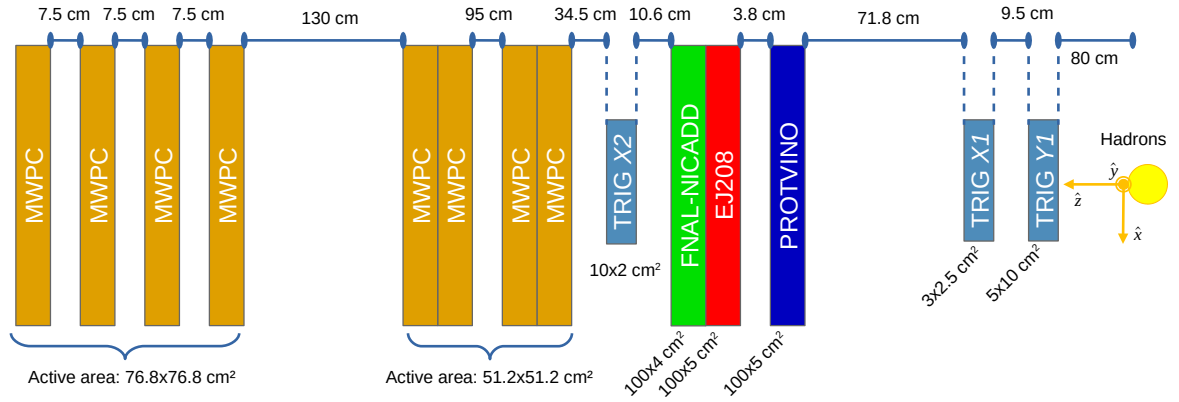


Figure 1: Sketch of the experimental setup. The trigger detectors are labeled as TRIG. X1, TRIG. Y1 and TRIG. X2. The beam travels from right to left along the z coordinate that is perpendicular to the array of detectors tested at T10. The detector areas are given in terms of the length along the horizontal axis (x) times the length along the vertical axis (y).

2.1. Plastic scintillator prototypes

The low-cost extruded plastic scintillator from FNAL-NICADD [5] was included among the prototypes. Other prototypes based on the relatively low-cost scintillator manufactured by ELJEN (model EJ-208) and plastic scintillator manufactured at U-70 IHEP, PROTVINO (which was used for the cosmic-ray detector of ALICE [?]) were also tested. All of them had approximately one meter length. The FNAL-NICADD and ELJEN EJ-208 prototypes were constructed and tested with cosmic muons at UNAM, and the PROTVINO prototype was constructed and tested at BUAP. Table 1 summarizes the main features of the scintillation bars as well as the model of the SiPMs that were used in the prototypes. A brief description of the plastic scintillator prototypes can be found below.

Table 1: Characteristics of the plastic scintillator bars. The width (w), length (l) and thickness (t) are specified, as well as the number of fibers and SiPM model.

Company	Bar dimensions ($w \times l \times t$)	No. of fibers	Fiber diameter	SiPM model
FNAL-NICADD	$4.0 \times 100.0 \times 1.0 \text{ cm}^3$	1	1.5 mm	Hamamatsu S13360-6050CS
ELJEN EJ-208	$5.0 \times 100.0 \times 1.0 \text{ cm}^3$	0	–	Hamamatsu S13360-6050CS
PROTVINO	$5.0 \times 100.0 \times 1.0 \text{ cm}^3$	1	1.5 mm	SensL serie C $6 \times 6 \text{ mm}^2$

Given the relatively large area to be covered, an attractive alternative is the low-cost scintillator produced at the FNAL-NICADD facility [5], which has been used in several experiments (see e.g. Ref. [8, 9]). This plastic scintillator has a light emission peak at 420 nm [10]. Since the attenuation length of the plastic scintillator is short (a few tens of cm), the light produced by the particle interaction has to be collected, reemitted, and transported to the photodetectors by wave-length shifting (WLS) fibers. The prototype used the Kuraray WLS

fiber model Y-11(200) that poses a long-attenuation length (≈ 400 cm) with an emission (absorption) peak at 476 nm (375 nm) [11]. The fiber is mounted inside the 2 mm groove on the large surface of the scintillator coupled only with air. A Hamamatsu SiPM of type S13360-6050CS was coupled at one side of the fiber mentioned above. The SiPM has a photosensitive area of 6.0×6.0 mm², pixel pitch of 50 μ m, its detection spectral response is found in the wavelength interval 270-900 nm, with a photon detection efficiency of 40% at peak sensitivity wavelength (450 nm). The SiPM was connected to the module SP5600 manufactured by CAEN that serves to provide the bias voltage (57 V) and an analog output connector.

Another alternative that was tested is the relatively low-cost plastic scintillator produced by ELJEN (EJ-208). This scintillator has a long attenuation length of about 4 m and therefore no WLS fibers were considered in this prototype. This plastic scintillator has a light emission peak at 435 nm with rise (decay) time of 1 ns (3.3 ns). The coupling with the SiPM (S13360-6050CS) was done with an optical grease (ELJEN) having high transparency and a refractive index close to the refractive index of the plastic scintillator ($n = 1.58$). The CAEN module SP5600 was also used in this prototype that serves to provide the bias voltage (57 V) and an analog output connector.

A plastic scintillator from PROTVINO was also explored in order to see whether its performance fulfill the requirements of MID. The bar was equipped with two SiPMs at each side of the bar and one Kuraray WLS fiber model Y-11(200). Two SiPMs were needed otherwise the efficiency at large distance with respect to SiPM was observed to drop down to 80%. Data for beam momentum of 6 GeV/c were used. The SiPMs used in this prototype were produced by SensL (C-series) with an active area of 6.0×6.0 mm² operated at 30 V. The fiber was directly connected to the SiPMs without any optical grease. Its photon detection efficiency is about 40% at peak sensitivity wavelength (≈ 420 nm). A custom-made front-end electronics card was used.

Data acquisition was done using standard VME and NIM modules. Three scintillation paddles indicated as TRIG. X1, TRIG. Y1, and TRIG. X2 in Fig. 1 were used for triggering, their output signals were connected to a NIM leading edge discriminator (CAEN N840). Two of the signals were processed with a coincidence module (LeCroy 622A) to define the two-fold coincidence. The two-fold coincidence was defined by TRIG. X1 \wedge TRIG. Y1, while the three-fold one was defined by the coincidence among TRIG. X1 \wedge TRIG. Y1 \wedge TRIG. X2.

The two-fold coincidence signal served as the primary trigger to initiate data acquisition, while the three-fold coincidence was digitised for offline analysis. The signals from the SiPMs were fully digitised using the CAEN V1742 digitizer with 32 channels, enabling the simultaneous recording of signals from all prototypes. The digitizer was configured with a sampling rate of 1 GS/s. A TTI PL330DP power supply provided the voltage (30 V) to SensL SiPMs. The output signals from these SiPMs were amplified tenfold before being connected to the digitizer using a variable fast amplifier (CAEN V974). The data of the 32 channels were transferred to a computer with the VME bridge (CAEN V1718) for further processing and analysis using standard CAEN software.

2.2. MWPC prototypes

The MID subsystem requires high efficiency ($\approx 100\%$) and lightweight detectors. The so-called ‘‘CCC’’ (closed-cathode chamber [12]) MWPC used for similar purposes in the VHMPID upgrade project of ALICE [13] has been investigated in the past. The purpose of the present beam test was to verify the compatibility of similar MWPC structures with the MID requirements. For this reason, a more standard but still lightweight and low-cost MWPC using contemporary materials and design concept [14] was built. Similar MWPC detectors

are broadly applied for cosmic muon imaging, where high reliability and robust structures are required [15].

Eight MWPC detectors spaced over more than 3 m length, defining very precise individual beam particles, were tested. Two detector sizes were used, labeled as “50 cm” and “80 cm” prototypes. The detectors have a gas gap of 18–22 mm, an anode wire spacing of 8 mm for “50 cm” and 12 mm for “80 cm” prototypes, with two-dimensional projective readout achieved by field wires parallel to the anode wires, as well as perpendicular “pick-up” wires [15]. Having 8 MWPCs provided sufficiently precise and redundant track information. A “track” is defined if at least 7 out of the 8 available detectors form a straight line within the position resolution of the detectors. Individual detector efficiencies are typically above 95%, which ensures high efficiency for track identification.

The detector system was controlled and data were read out using a DAQ system designed for cosmic muons [14], however, it proved to be sufficiently fast to operate up to the highest relevant beam intensity. The dead time of the DAQ system was about 0.1 ms, leading to 10 kHz maximum event rate for recording.

The beam profile at any plane perpendicular to the beam direction was determined extrapolating the individual tracks to the beam source. The beam profile was found to be strongly energy and position dependent, and slightly intensity dependent. Figure 2 shows an example for the x position of the first MWPC. The left panel shows the beam profile (number of particles along the x axis) with triggering only on the MWPC detectors, which is the “real” beam profile reaching the detectors. The right-hand side panel shows that the two-fold coincidence signal used for efficiency measurements gives a much cleaner beam definition. Apparently the beam widens at lower energies as expected [7], but it is conveniently usable for the measurements over the full energy range. The triggered beam profile is relevant for efficiency measurements, however the complete beam profile must be considered when the beam intensity is determined at any specific detector location.

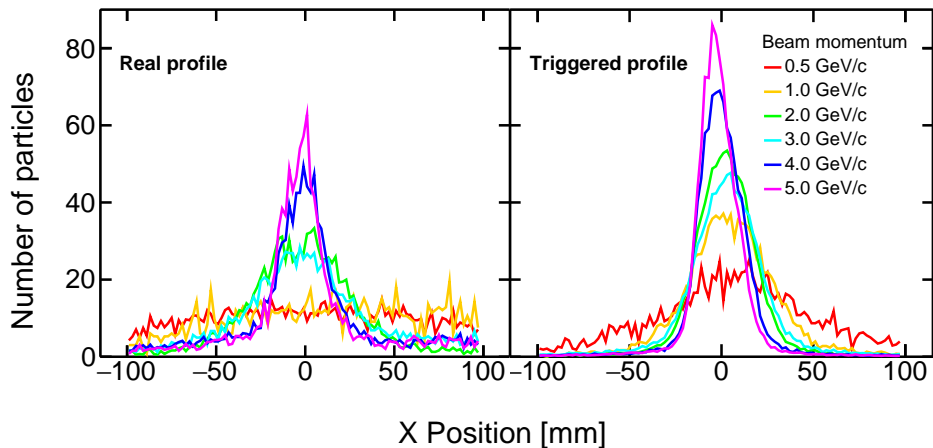


Figure 2: Horizontal beam profiles (number of particles along the x axis) measured with MWPCs at various beam momenta. The beam profile is shown considering the self-triggered MWPC mode (left panel) and triggered mode using the scintillation paddles (right panel).

3. Results

3.1. Plastic scintillator bars

To illustrate the quality of data, the charge (Q) distributions obtained with FNAL-NICADD prototype are shown in Fig. 3 for different beam momenta as well as for different distances between the hit and the

SiPM. The charge was obtained integrating the pulse within a time gate of 300 ns. The main peak of the signal exhibits no or little variation with respect to the distance, due to the WLS fiber. A model based on a convolution of a Landau and a Gaussian distribution is fitted to the charge distributions. The mean of the Gaussian and the most-probable value (MPV) of the the Landau function are constrained to be the same. The Gaussian distribution serves to describe detector effects which smear the charge distribution. The measured charge (MPV) is around 18 pC that correspond to ≈ 40 photoelectrons. Figure 3 shows a clear and consistent signal-to-pedestal separation as a function of hit position and beam momentum. A similar good pedestal/signal separation is seen for ELJEN EJ-208 and PROTVINO prototypes. Although, ELJEN EJ-208 scintillator prototype gives a light output of up to 160 photoelectrons, the main disadvantage of this plastic scintillator is the cost that is 4 times that of FNAL-NICADD. Last but not least, the variation of charge (MPV) with time gate is found to be below 10%, and it is stable with the beam momentum.

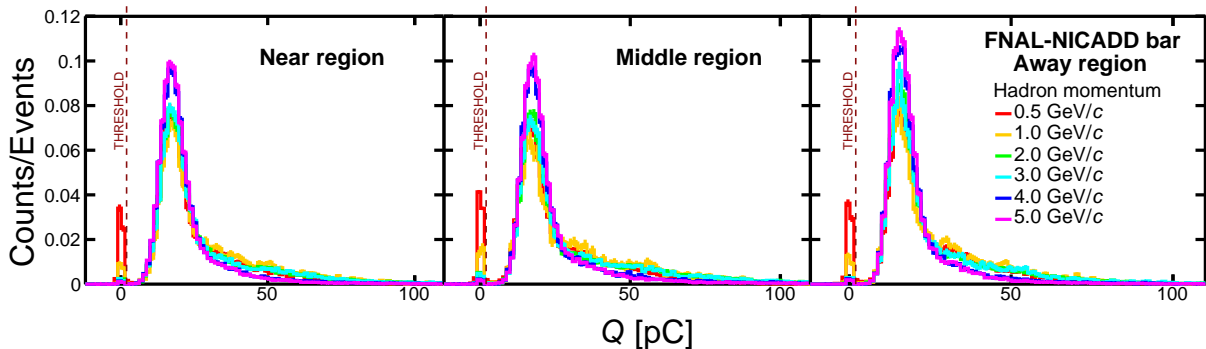


Figure 3: Charge distributions measured for the FNAL-NICADD prototype. Results are displayed for different beam momenta, as well as for three different distances between the hit and the SiPM of ≈ 5 cm (left), ≈ 50 cm (middle), and ≈ 95 cm (right).

Light collection is expected to depend on the mean path length ($\langle L \rangle$) traveled by the particle in the scintillator. The data presented in this paper consider hadrons crossing the scintillator bars at normal incidence (incidence angle of $\sim 90^\circ$), therefore they traverse the 1 cm thickness of the bar. In experiments at colliders like LHC, only particles coming from the interaction point at pseudorapidity equal to zero ($\eta = 0$) would satisfy this condition. However, the acceptance of the MID subsystem is expected to be around $|\eta| < 1.24$, therefore particles at $\eta = 1.24$ (incidence angle of $\sim 32^\circ$) might reach the detector. Particles reaching MID at smaller incidence angles ($0 - 30^\circ$) originated from beam-induced background could also be observed. It is therefore useful to study the detector response as a function of the incidence angle. This study was conducted by rotating the prototypes covering the interval between 10° and 60° . Figure 4 shows the charge (MPV) as a function of the incidence angle and path length. As expected, the charge value shows a modest variation (~ 1.7) for incidence angles within $30^\circ - 60^\circ$, which is roughly the interval covered by particles from the interaction point. For smaller angles, the charge exhibits a steep increase with decreasing the incidence angle. For angles of about $\sim 10^\circ$, the charge is four times that achieved at normal incidence.

The efficiency is determined considering events that are triggered by the triple coincidence TRIG. X1 \wedge TRIG. Y1 \wedge TRIG. X2. It is obtained as the ratio of the number of events registered by the prototype (measured charge above the threshold) divided by the total number of events. In the case of PROTVINO prototype, the detector signal comes from any of the two SiPMs that were placed at each side of the bar. The efficiencies as a function of the hit position along the bar length are shown in Fig. 5. Results for hadron momentum of 6 GeV/c are presented. The efficiencies are above 98% along the length of the bar and the detector

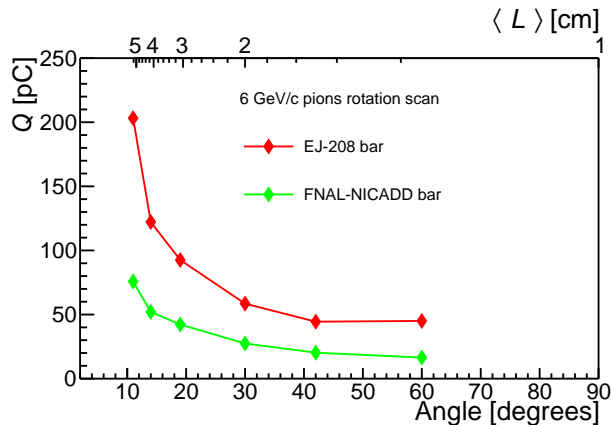


Figure 4: Charge (MPV) as a function of the incidence angle and path length ($\langle L \rangle$). Results for FNAL-NICADD and ELJEN EJ-208 are displayed. The statistical errors are smaller than the markers, and therefore, are not visible.

efficiency is found to be quite uniform. For completeness, a similar measurement was performed along the bar width (vertical scan) at mid position (hit position at 50 cm from the SiPM). Given the size of the active area of the trigger, $2 \times 2 \text{ cm}^2$, the efficiency measurement was restricted to $\pm 1.00 \text{ cm}$ ($\pm 1.5 \text{ cm}$) around the center of the bar for FNAL-NICADD (ELJEN EJ-208) prototype. The right panel of Fig. 5 shows that within those intervals the efficiency is above 98% for both prototypes.

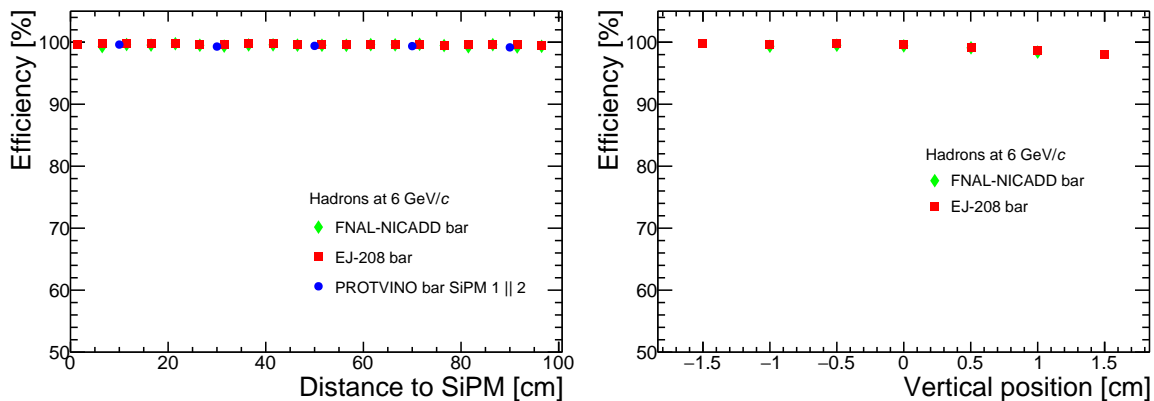


Figure 5: Left: efficiency as a function of the distance between the SiPM and the hit position (horizontal scan). Right: efficiency along the width of the bar (vertical scan). The statistical errors are smaller than the markers, and therefore, are not visible.

The time resolution of scintillator prototypes is mostly determined by the length of the scintillator bar ($\approx 1 \text{ m}$) and is about 1.7 ns and 1.5 ns for FNAL-NICADD and ELJEN EJ-208 prototypes, respectively. This time resolution is already enough to operate the detector in the expected LHC conditions during Runs 5 and 6. In the case of ALICE 3 the expected interaction rate for pp collisions is of around 24 MHz . Assuming an integration time of the ALICE 3 tracker of about 100 ns [4], a pileup of around 2-4 pp collisions is expected. The measured time resolution in our prototypes would be more than enough for the MID subsystem.

3.2. MWPC

Similar “CCC-type” detectors were thoroughly characterised in test beams earlier [12] and field measurements for muon imaging [16]. Detailed studies on MWPC with cosmic muons have been reported [14], therefore this paper primarily addresses the intensity dependence of the MWPC performance.

The beam test conditions allowed the measurements to span over a broad range of beam intensities, by adjusting the collimator settings, and by changing the position along the diverging beamline. Particularly, beam rates two orders of magnitude above the expected rate in the ALICE 3 MID could be safely reached during the tests.

Intensity is defined as particle rate divided by the beam spot area. The beam area could be determined assuming a Gaussian beam profile, $A = \pi\sigma_x\sigma_y$ where σ is the width of the beam spot. The beam profile is shown in Fig. 2 at the respective position of the detector under study. The particle rate was derived directly from the count rate measured using default beam-instruments of T10 and our DAQ. The estimation of the intensity has a considerable systematic error, around 30% as averaging on a mostly-Gaussian distribution, to which the main contribution is from the non-Gaussian shape of the beam.

Figure 6 shows the measured efficiency as a function of the estimated beam intensity. The efficiency is defined as the probability to find a valid hit in a given chamber, under the condition that using the other 7 chambers, a straight line track can be formed using at least 6 chambers.

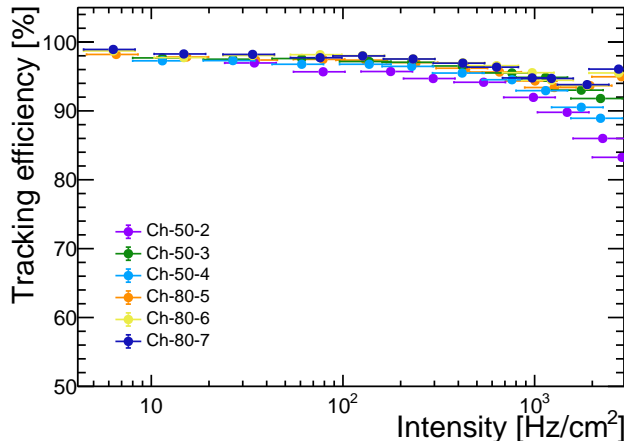


Figure 6: MWPC detection efficiency measured as a function of beam intensity for beam momentum of 5 GeV/c.

The measured efficiency is around 98% at beam intensity of 10 Hz/cm², and decreases only slightly until a steep drop around 1 kHz/cm². Since the top beam intensities were saturating the DAQ with total beam rate well above 10 kHz/cm², it is possible that the efficiency drop is connected to the readout electronics, rather than the detector amplification structure.

The key conclusion is that the efficiency is above 95% and constant for intensities up to 100 Hz/cm², well above the intensities expected at the ALICE 3 MID.

The position information from the MWPC chambers is acquired from wires running parallel and perpendicular to the anode wires, called “pads” and “field” wires, respectively [15]. In order to simplify the readout system, only a discriminated signal was registered from each wire, which results in a position resolution in the order of the segmentation (8 mm and 12 mm for the 50 cm and 80 cm versions, respectively). The segmentation is considerably better than that of the scintillator bars (5 cm), which seems sufficient for the purpose of the MID detector.

The measurement of position resolution in a specific chamber uses the information provided by the eight layers considered in the setup. When a track is identified (with at least seven valid hits along a straight line), the chamber under study is removed from the tracking, the track is further fitted considering the remaining (six or seven) hit points, and then the difference between the measured point in the chamber under study, and the

track intersection is determined.

The position resolution is expected to degrade at high intensities and at lower energies. Figure 7 shows the measured resolution as a function of the beam intensity.

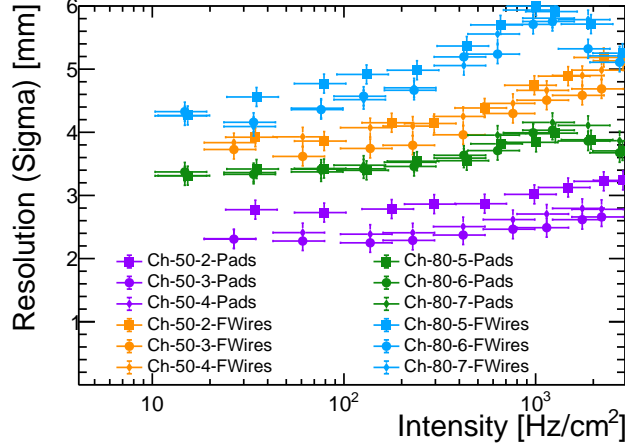


Figure 7: MWPC position resolution as a function of beam intensity. Measurements were performed for beam momentum of 5 GeV/c.

There is a clear broadening of the resolution toward high intensities. The resolution is about 10-30% worse for intensities around 1000 Hz/cm², where the efficiency drop was observed.

Regarding the energy dependence, one can expect the degradation of the apparent resolution due to the scattering of the particles along the beam line. This means that the observed broadening is not due to the change of the intrinsic resolution, but rather indicative of the quality of the beamline. Figure 8 shows the measured position resolution as a function of beam momentum. Particularly at the lowest momenta, 0.5 and 1 GeV/c, the broadening amounts to about 40-60%. Out of the total length of the tracking system (more than 2.5 m), 5 mm corresponds to merely 2 mrad in angular spread.

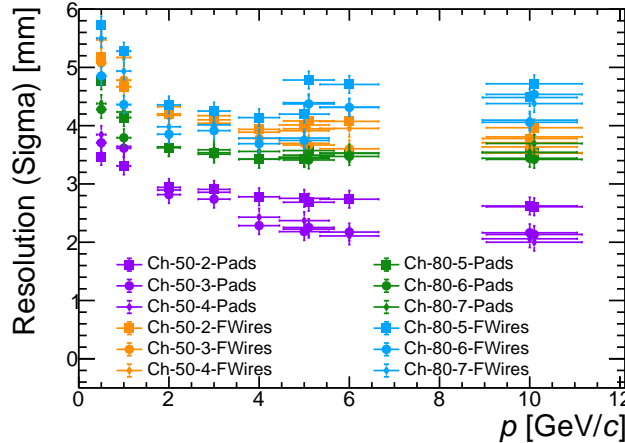


Figure 8: MWPC position resolution as a function of beam momentum.

The systematic measurements presented above indicate that up to beam intensities of 100 Hz/cm², similarly to what was observed for the efficiency, there is a very small degradation of position resolution, and that the angular spread of the beam particles was sufficiently low for a meaningful measurement down to $p = 2$ GeV/c.

4. Summary and outlook

The ALICE 3 experiment entails a large-area muon detector, with high and uniform efficiency, and excellent time resolution, and running with moderate occupancy and particle fluence. Scintillator, MWPC, and RPC based options are all taken into account, and two of these technologies were tested at the CERN T10 test beam facility.

Regarding plastic scintillators, the option that offers good performance on light-yield output (around 40 photoelectrons), good time resolution (< 2 ns), and that represents a moderate-cost solution is the extruded FNAL-NICADD scintillator bar equipped with WLS fiber and only one SiPM at one side of the bar. Other possibilities were tested, in particular ELJEN EJ-208 scintillator bar also exhibits a good performance but the cost per bar is 4 times that of the FNAL-NICADD option. For the PROTVINO scintillator bar to be competitive, it had to be equipped with WLS fiber and two SiPMs. However, having two sensors per bar in the MID detector would increase the cost of the readout electronics. The other issue is that the plastic is more than 40 years old and its technical specifications are missing.

Concerning the tested MWPCs, the detectors were functioning reliably during the test beam period, and the results offer new detailed information with control on beam intensity, beam energy, and geometry which is matched with the MID structure. The tested MWPC type is competitive, having high efficiency and excellent position resolution even beyond the required particle fluence. Its moderate intrinsic time resolution shall be checked against the expected rate and occupancy in ALICE 3 MID simulations.

Acknowledgments

Support for this work has been received from CONAHCyT under the Grants CF No. 2042, CB A1-S-22917 and A1-S-13525; PAPIIT-UNAM under the project IG100524; VIEP-BUAP 2023/213; from Ministry of Education, Youth, and Sports of the Czech Republic, grant number LM2023040; as well as from Hungarian National Research, Development and Innovation Office under the Grants: OTKA-FK-135349, ELKH-KT-SA-88/2021, TKP2021-NTKA-10, and 2021-4.1.2-NEMZ-KI-2022-00018/11223-23. This project has received funding from the European Unions Horizon Europe research and innovation programme under grant agreement No 101057511. Authors acknowledge the ALICE Collaboration and T10 CERN team for facilities, software and organisation of the test beam.

References

- [1] K. Aamodt et al., The ALICE experiment at the CERN LHC, JINST 3 (2008) S08002. doi:10.1088/1748-0221/3/08/S08002.
- [2] W. Busza, K. Rajagopal, W. van der Schee, Heavy Ion Collisions: The Big Picture, and the Big Questions, Ann. Rev. Nucl. Part. Sci. 68 (2018) 339–376. arXiv:1802.04801, doi:10.1146/annurev-nucl-101917-020852.
- [3] R. Bala, I. Bautista, J. Bielcikova, A. Ortiz, Heavy-ion physics at the LHC: Review of Run I results, Int. J. Mod. Phys. E 25 (07) (2016) 1642006. arXiv:1605.03939, doi:10.1142/S0218301316420064.
- [4] Letter of intent for ALICE 3: A next-generation heavy-ion experiment at the LHC (11 2022). arXiv:2211.02491.

- [5] A. Pla-Dalmau, A. D. Bross, K. L. Mellott, Low-cost extruded plastic scintillator, *Nucl. Instrum. Meth. A* 466 (2001) 482–491. doi:10.1016/S0168-9002(01)00177-2.
- [6] Eljen technology, <https://eljentechnology.com/products/plastic-scintillators>, accessed: 2023-11-8.
- [7] J. Bernhard, The New CERN Low-energy Facilities for Neutrino Detector Tests, *J. Phys.: Conf. Ser.* 1486 (2020) 012127.
- [8] K. S. McFarland, MINERvA: A Dedicated neutrino scattering experiment at NuMI, *Nucl. Phys. B Proc. Suppl.* 159 (2006) 107–112. arXiv:physics/0605088, doi:10.1016/j.nuclphysbps.2006.08.073.
- [9] D. G. Michael et al., The magnetized steel and scintillator calorimeters of the minos experiment, *Nuclear Instruments and Methods in Physics Research Section A: Accelerators, Spectrometers, Detectors and Associated Equipment* 596 (2) (2008) 190–228. doi:<https://doi.org/10.1016/j.nima.2008.08.003>.
- [10] O. A. Grachov, T. M. Cormier, A. Pla-Dalmau, A. Bross, V. Rykalin, Study of new FNAL-NICADD extruded scintillator as active media of large EMCal of ALICE at LHC, in: 11th International Conference on Calorimetry in High-Energy Physics (Calor 2004), 2004, pp. 49–54. arXiv:physics/0405028, doi:10.1142/9789812701978_0007.
- [11] Kuraray, <http://kuraraypsf.jp/psf/ws.html>, accessed: 2023-11-8.
- [12] D. Varga et al., Close cathode chamber: Low material budget MWPC, *Nucl. Instrum. Methods Phys. Res. A* 698 (2016) 11–18. doi:<https://doi.org/10.1016/j.nima.2012.09.025>.
- [13] T. V. Acconcia et al., A Very High Momentum Particle Identification Detector, *Eur. Phys. J. Plus* 129 (2014) 91. arXiv:1309.5880, doi:10.1140/epjp/i2014-14091-5.
- [14] D. Varga et al., Detector developments for high performance muography applications, *Nucl. Instrum. Methods Phys. Res. A* 958 (2020) 162236. doi:10.1016/j.nima.2019.05.077.
- [15] D. Varga et al., High Efficiency Gaseous Tracking Detector for Cosmic Muon Madiography, *Adv. High Energy Phys.* 2016 (2016) 1962317. doi:<https://doi.org/10.1155/2016/1962317>.
- [16] L. Oláh, G. G. Barnaföldi, G. Hamar, H. G. Melegh, G. Surányi, D. Varga, Ccc-based muon telescope for examination of natural caves, *Geoscientific Instrumentation, Methods and Data Systems* 1 (2) (2012) 229–234. doi:10.5194/gi-1-229-2012.