

Heavy quark momentum broadening in a non-Abelian plasma away from thermal equilibrium

Harshit Pandey,^{1,*} Sören Schlichting,² and Sayantan Sharma¹

¹*The Institute of Mathematical Sciences, a CI of Homi Bhabha National Institute, Chennai 600113, India*

²*Fakultät für Physik, Universität Bielefeld, Bielefeld D-33615, Germany*

We perform classical-statistical real-time lattice simulations to compute real-time spectral functions and momentum broadening of quarks in the presence of strongly populated non-Abelian gauge fields. Based on a novel methodology to extract the momentum broadening for relativistic quarks, we find that the momentum distribution of quarks exhibit interesting non-perturbative features as a function of time due to correlated momentum kicks it receives from the medium, eventually going over to a diffusive regime. We extract the momentum diffusion coefficient for a mass range describing charm and bottom quarks and find sizeable discrepancies from the heavy quark limit.

Introduction Heavy quarks are an excellent probe of the Quark Gluon Plasma (QGP) formed in collisions (HIC) of heavy nuclei, performed in large-scale collider experiments at RHIC and LHC [1]. Heavy charm (c) and bottom (b) quarks are particularly interesting since these are almost exclusively formed in the very early stages of ultra-relativistic HICs through perturbative hard scattering process of the colliding nuclei. Subsequently, these heavy quarks interact with the QGP formed in HICs, thus charting out its entire time history until hadronization. Historically, the in-medium dynamics of heavy quarks has primarily been modeled as a Brownian motion in a medium consisting of colored degrees of freedom through the Langevin equations [2, 3]. More recently, the effect of color interactions [4] have been implemented including color memory effects [5, 6] in the Langevin dynamics. Despite the existence of successful phenomenological models, major theoretical challenges in the description of heavy quark dynamics still remain to be addressed. Firstly the QCD medium traversed by the heavy quark both in the pre- and near-equilibrium stages interacts with it non-perturbatively [7–10], and gluon (color) exchange processes cannot be described semi-classically except in the limit of infinite number of colors [11]. Due to this the dynamics of heavy quarks in a colored medium can be described using Langevin equation only under specific circumstances [11]. Secondly – in view of the experimental data on the elliptic flow v_2 for charm quarks [12–15] – the non-relativistic approximation often applied for the heavy quarks may not be well justified for charm quarks. Since the experimentally observed v_2 of charm quarks is consistent with that of light quarks, this may hint towards the need for a full relativistic treatment of charm quark dynamics [16].

To understand the interactions of the heavy quarks with the QCD medium, a quantity of interest is the heavy quark diffusion coefficient κ , which quantifies the auto-correlation function of the noise term that model the random momentum kicks that it receives in the medium during its evolution [17, 18]. In a plasma in local thermal equilibrium, the fluctuation-dissipation theorem re-

lates κ to the drag coefficient which quantifies the rate at which kinetic equilibration occurs. Since its reconstruction at the level of spectral function is difficult [19], at leading order in $1/m$, where the mass m of the heavy quarks which is assumed to be much larger than all other scales, the coefficient κ can be related to the spectral function of the color-electric field correlator [20, 21]. In this approximation, κ has been calculated within perturbative QCD, showing a poor convergence [22] emphasizing the need for its non-perturbative calculation. Such a non-perturbative calculation in the continuum limit using lattice techniques have been performed both in the quenched case [23–29] as well as in QCD medium with dynamical fermions [30]. These results on κ are significantly lower than the perturbative estimates [31, 32] even at temperatures of ~ 1 GeV [29]. Very recently $1/m^2$ corrections to κ have been calculated, which receive different contributions, significant among which is the color magnetic part of the Lorentz force [33]. The κ that arises out of the color magnetic correlator has non-trivial renormalization effects which are being investigated only since the past years [34–37]. The magnetic part of κ is comparable to its electric counterpart [37], which implies a 20 (34)% correction to κ for bottom (charm) quarks respectively using lattice results of their mean-squared velocities [38].

Recent phenomenological studies also demonstrate that a significant amount of v_2 for heavy quarks already starts to build up during the pre-equilibrium stages of HIC [39, 40], hence a precise determination of κ in this regime is important. At early times this medium has non-perturbatively high occupation numbers of low-momentum gluons, hence the precise determination of κ is challenging. The κ has been estimated within transport models [1, 41, 42] as well as in classical-statistical lattice gauge theory simulations in the infinite quark mass limit [43, 44] showing a sizeable difference from perturbative kinetic theory estimates [45]. It will be thus desirable to develop a more fundamental theoretical formalism to measure κ without resorting to an expansion in powers of $1/m$. We thus, for the first time report the value of the heavy quark diffusion coefficient in a

non-equilibrium plasma, treating them as a relativistic particle. We choose a specific non-equilibrium condition of a highly occupied non-Abelian plasma in a self-similar scaling regime at its classical fixed point and perform a time evolution of quarks inside such a medium. We monitor the momentum broadening as a function of time and measure its κ from the width of the distribution. Our formalism is very general which enables us to measure κ for a wide range of quark masses.

Details of the classical-statistical lattice simulations We follow previous works [46–49] and first generate gauge field configurations using a classical-statistical evolution of the color fields using the classical Yang-Mills equations of motion on a lattice of spatial volume N^3 and spacing a . Color electric fields \mathbf{E}_i^a and gauge links U_i are time-evolved up to a reference time of $Qt = 500, 1000, 1500$ using a leap-frog integrator, where Q is the characteristic hard scale in the problem. By these times the gauge field evolution reaches a self-similar regime where the momentum distribution function f_g attains a fixed point scaling with time, of the form $g^2 f_g(|\mathbf{p}|, t) = (Qt)^{-\frac{4}{7}} f_s \left[(Qt)^{-\frac{1}{7}} \frac{|\mathbf{p}|}{Q} \right]$ with a scaling function f_s [47, 48]. We perform our simulations for the $SU(2)$ gauge group, and if not stated otherwise we consider lattices of size $N = 256$ and a time step $a_t = 0.025 Q$ in our work.

Over the course of the self-similar evolution, the non-equilibrium plasma establishes a separation of scales [50, 51], which is analogous to the separation of scales in a high-temperature equilibrium plasma. The hardest scale is set by the highest momenta $\Lambda(t) \sim Q(Qt)^{1/7}$, the electric screening (Debye) scale is $m_D(t) \sim Q(Qt)^{-1/7}$ and the magnetic screening scale is simply $\sqrt{\sigma(t)} \sim Q(Qt)^{-3/10}$. While at initial times all these scales are $\sim Q$, they start to separate dynamically culminating in the scaling regime where $\sqrt{\sigma(t)} < m_D(t) \ll \Lambda(t)$, such that at $Qt = 1500$, where we will typically perform our measurements, the scales are $\Lambda = 2.1 Q$, $m_D = 0.21 Q$ and $\sqrt{\sigma} = 0.03 Q$ [52].

We then study the dynamics of relativistic quarks in this scaling regime, as described in detail in Appendix A. Starting from a reference time Qt , we initialize the fermionic wavefunction as $\phi_{\lambda,s}^{u/v}(t, \mathbf{x}) = u/v_{\lambda,s}(\mathbf{P}) e^{\pm i\mathbf{P}\cdot\mathbf{x}}$,¹ representing a free relativistic quark/anti-quark with a fixed momentum \mathbf{P} , spin index $s = 1, 2$ and color index $\lambda = 1, \dots, N_c$ at the initial time Qt . Subsequently, the quark wave functions $\phi_{\lambda,s}^{u,v}(t, \mathbf{x})$ are then evolved quantum-mechanically as a function of time, t' , in the background of classical color gauge fields using the $\mathcal{O}(a^2)$ -

improved Wilson-Dirac Hamiltonian on the lattice,

$$i\partial_{t'} \phi_{\lambda,s}^{u,v}(t', \mathbf{x}) = \gamma_0 [-i\gamma_i D_i + m] \phi_{\lambda,s}^{u,v}(t', \mathbf{x}). \quad (1)$$

where $D_i (i = 1, 2, 3)$ represents the spatial part of the Wilson-Dirac operator in presence of the gauge fields. By performing a spatial Fourier transform of the time-evolved quark wavefunctions at time $t' > t$ denoted as $\tilde{\phi}_{\lambda,s,\mathbf{P}}^{u,v}(t', \mathbf{P})$, the quark spectral function can be calculated by projection on the free Dirac spinors corresponding to (anti) particles ($v_{\lambda,s}(\mathbf{P})$) $u_{\lambda,s}(\mathbf{P})$ as [53]

$$\rho(t', \mathbf{P})^{\alpha\beta} = \frac{1}{N^3} \sum_{\lambda,s} \left[\tilde{\phi}_{\lambda,s}^{u,\alpha}(t', \mathbf{P}) u_{\lambda,s}^{\dagger,\delta}(\mathbf{P}) + \tilde{\phi}_{\lambda,s}^{v,\alpha}(t', \mathbf{P}) v_{\lambda,s}^{\dagger,\delta}(-\mathbf{P}) \right] \gamma_0^{\delta\beta}, \quad (2)$$

which can then be decomposed into scalar (ρ_S), pseudo-scalar (ρ_P), vector (ρ_V^μ), axial-vector (ρ_A^μ) and tensor ($\rho_T^{\mu\nu}$) components using the Clifford basis.

Similarly, the momentum distribution $dN/d^3\mathbf{q}$ at time $t' = t + \Delta t$ is calculated by projecting the evolved quark wave functions $\tilde{\phi}_{\lambda,s}^u(t', \mathbf{x})$ (measured in the Coulomb gauge) onto the non-interacting eigenstates $u_{\lambda',s'}^\dagger(\mathbf{q}) e^{-i\mathbf{q}\cdot\mathbf{x}}$ according to

$$\frac{dN}{d^3\mathbf{q}} = \frac{1}{2N_c} \sum_{\lambda,\lambda',s,s'} |u_{\lambda',s'}^\dagger(\mathbf{q}) \tilde{\phi}_{\lambda,s}^u(t', \mathbf{q})|^2. \quad (3)$$

where the sums over λ, λ', s, s' correspond to averaging over initial and final spin and color states. Since for initial momentum $\mathbf{P} \equiv (0, 0, 0)$, the momentum distribution $dN/d^3\mathbf{q}$ measures the momentum acquired by the quark through interactions with the medium, the second moment of the distribution can then be used to calculate the diffusion coefficient κ as discussed further in the penultimate section (also see Appendix B).

Quark spectral functions – Effective masses and lifetimes We first investigate the behavior of the spectral function of a quark inside the medium, which contains information about its dynamics in an interacting quantum field theory. We will be considering a wide range of bar quark masses m_{bare} in units of the initial hard scale Q and study the corresponding spectral functions inside the highly-occupied non-Abelian plasma described in the previous section. We anticipate that in the non-equilibrium Glasma created in the initial stages of high-energy heavy-ion collisions the characteristic momentum scale $Q \sim 1$ GeV, such that the values $m/Q = 1.2$ and $m/Q = 4.2$ represent quarks with masses close to charm and bottom quarks respectively.

We recall that in a previous study [53], it was shown that the behavior of the spectral function for massless quarks can be well described by a modification of the hard-thermal loop (HTL) result [54] introducing an effective damping rate γ , such that for vanishing spatial momentum $|\mathbf{p}| = 0$, the vector component ρ_V of the

¹ We globally employ temporal axial ($A^0 = 0$) gauge, and fix the residual gauge freedom by further implementing the Coulomb gauge condition ($\partial_i A^i = 0$) at the time of initialization and measurement of gauge dependent observables [47, 53].

spectral function can be parametrized as [53], $\text{Re } \rho_V^0(t) = e^{-\gamma t} \cos(m_{\text{eff}} t)$. We find that this ansatz also describes the spectral functions of heavy flavor quarks, when the medium induced quark mass m_{eff} and damping rate γ are considered to depend on the bare quark mass m_{bare} . Only for intermediate quark masses, $m_{\text{bare}} \sim m_{\text{eff}}$, we find that the spectral function is not well described by this rather simple form (see Appendix C). By performing a fit (c.f. Appendix C for details) of the above ansatz to the real-time spectral functions in a time interval $Q\Delta t = 500(100)$ for bare quark masses $m_{\text{bare}}/Q < 0.01$ (≥ 0.6), we obtain the medium induced masses and the widths shown in Fig. 1. The medium induced mass $m_{\text{eff}} - m_{\text{bare}}$ is $\sim 0.08 Q$ for a range of bare masses $m_{\text{bare}} < m_{\text{eff}}$ beyond which it decreases rapidly falling to less than a tenth of that value for $m_{\text{bare}} = 2.1 Q \sim \Lambda(t)$. This suggests that for the typical mass range near the bottom quarks the medium-induced effects are negligibly tiny whereas for the charm quarks, it can still be significant but less than that of the light quarks. As a comparison, for 2 + 1 flavor QCD in thermal equilibrium, the thermal mass for light quarks comes out to be $m/T = 0.725(14)$ at around $T = 3T_c \simeq 470$ MeV [55].

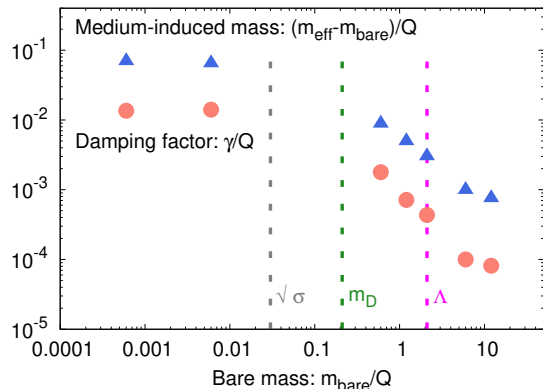


FIG. 1: Dependence of the medium-induced mass $m_{\text{eff}} - m_{\text{bare}}$ (triangles) and the damping factor γ (circles) on the bare quark mass m_{bare} at $Qt = 1500$. Vertical lines indicate magnetic ($\sqrt{\sigma}$) and electric (m_D) screening scales, as well as the hard scale Λ .

From the plot of the damping factor γ as a function of the bare quark mass in Fig. 1, we conclude that the width of the effective mass peak in the spectral function is quite large $\sim 20\%$ for the range of m_{bare} corresponding to the light quarks, falling to less than $\sim 10\%$ for heavier quarks. Importantly, the inverse of this damping factor γ gives the lifetime of the quasi-particles in the plasma. Since the typical lifetime of the heavy quasi-particles is about a factor 10 larger than the lighter quarks, these can be treated as stable particles in the medium and their dynamics can be modelled in terms of a Langevin equation [2]. Conversely, for light quarks,

which have a shorter lifetime (of the order of $1/\gamma$) during which it will receive only a few possibly correlated kicks from the gluons, one would require a more involved treatment of the medium-particle interactions. Interestingly, particles which have bare mass of the same order as the charm quark, have intermediate lifetimes between the very heavy and light quarks and thus require a careful treatment, beyond the infinite-mass approximation.

Momentum broadening of heavy quarks We next study the scenario where a heavy quark with some fixed initial momentum propagates through the medium. It is expected that if the quark behaves like a Brownian particle and experiences uncorrelated kicks from the gluons, it will diffuse with time and its momentum distribution will show a spread about its initial momentum value which can be quantified through the heavy quark momentum diffusion coefficient κ . By analyzing the momentum spectrum $dN/d^3\mathbf{q}$ of a quark evolving in the dense gluonic medium for different values of the bare quark mass m_{bare} , we can then investigate to what extent the dynamics of a heavy quark can be approximated in terms of the motion of a non-relativistic Brownian particle.

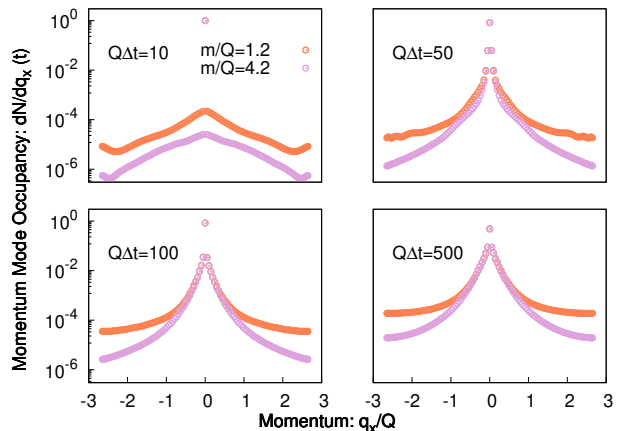


FIG. 2: Evolution of the momentum distribution dN/dq_x as a function of time $Q\Delta t$ for quark masses $m/Q = 1.2$ and $m/Q = 4.2$. Starting from vanishing momentum $dN/dq_x = \delta(q_x)$ at initial time $Qt = 1500$, the quarks acquire momentum through interaction with the non-Abelian plasma.

We present a compact summary of our findings in Fig. 2, where we show the momentum distribution along the q_x -direction (obtained by integrating over spatial momenta q_y and q_z) at different times $Q\Delta t$ as a function of the $\mathcal{O}(a^2)$ improved lattice momentum $\hat{q}_x = -4/3 \sin(2\pi n_x/N) + 1/6 \sin(4\pi n_x/N)$ for quark masses $m/Q = 1.2, 4.2$. Starting with an initial distribution which is a δ -function at momentum $\mathbf{q} \equiv (0, 0, 0)$, we observe that the momentum broadening is clearly dependent on the quark mass, and larger for the lighter quark

mass i.e $1.2 Q$ compared to $4.2 Q$. Significant differences emerge in the tails of the momentum distribution, which corresponds to momentum transfer due to hard scattering with the medium constituents, while the broadening of the central peak is quite similar for the different masses.

We further quantify the momentum broadening through the second moment of the momentum distribution, which measures the effective width of the distribution and hence the variance of the momentum along q_x : Our results presented in Fig. 3 show distinct features as a function of time; first a transient oscillatory behavior due to the initial drift in the correlated gluonic medium and then a subsequent monotonic increase with time. In the same Fig. 3, the inset shows a comparative study of the momentum broadening at very early times, for a range of quark masses and also in the static i.e. $m_{\text{bare}} \gg \Lambda(t)$ limit, shown as a gray line. The $\langle \mathbf{q}^2 \rangle$ calculated in the static limit as obtained from the color-electric field two-point correlator shows a very rapid early-time growth $\propto (\Delta t)^2$, before settling to an approximately linear rise $\propto \Delta t$ at later times. By following the arguments of [45], the initial quadratic rise occurs due to the fact that the high energy ($\sim \Lambda(t)$) classical gauge field modes act coherently for very initial times $\Delta t \lesssim \Lambda(t)^{-1}$. Even though a classical particle would feel the this coherent force, the quarks being inherently quantum mechanical excitations, do not feature this coherent early-time behavior and instead only exhibit the approximately linear rise, at later times where they can effectively be treated as classical colored particles.

By comparing the late time momentum broadening $\langle \mathbf{q}^2 \rangle$ for different masses m in Fig. 3, we also observe that for $m/Q \geq 6$, the results converge towards the infinite mass limit given by the color electric field correlator. However, in the mass range of charm and bottom quarks there are still significant differences which highlights the importance of inclusion of relativistic effects, especially for the lighter charm quarks.

Since at $Qt = 1500$ the evolution of the non-equilibrium plasma is slow compared to the time scale of the measurement, a fit to the momentum broadening data at late times $Q\Delta t > 250$ for quark masses $m/Q \geq 1.2$ shows a linear growth as a function of time. Such a linear growth then signifies the onset of a diffusive regime, and we can therefore extract the momentum diffusion coefficient κ from the slope of the linear fit to $\langle \mathbf{q}^2 \rangle$ at late times. For $m/Q = 1.2$, we extract a $\kappa = 37.64(9) \times 10^{-5} Q^3$ which shows a significant departure when compared to the earlier estimate of $\kappa = 5.9 \times 10^{-5} Q^3$ obtained in the infinite mass limit [43]. On the other hand $\kappa = 8.94(3) \times 10^{-5} Q^3$ for the bare quark mass $m/Q = 4.2$ similar to the bottom quark is much closer to the static estimate. The results for the variation of the momentum diffusion coefficient as a function of the inverse of bare quark mass in units of Q , at

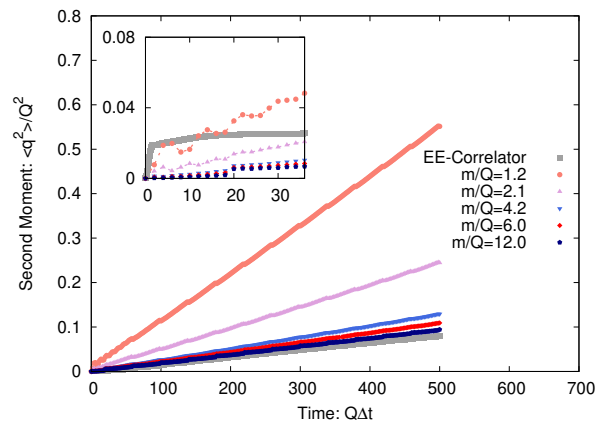


FIG. 3: Evolution of the second moment $\langle \mathbf{q}^2 \rangle$ of the momentum distribution $dN/d^3\mathbf{q}$ as a function of the propagation time Δt in the medium. Colored curves indicate the results for different bare quark masses, while the gray curve shows the result obtained in the infinite mass limit from the color-electric field two-point correlation function, as in [43]. Differences between the relativistic quantum mechanical treatment and the effective description at early times, are highlighted in the inset.

different times of initiation of quark motion $Qt = 500-1500$, are summarized in Fig. 4. The lines in the bottom left corner of the plot are the values of κ obtained in the infinitely massive limit and agree well with the calculation in [43]. To quantify whether this deviation in the range of masses between charm and bottom quarks can be understood in terms of $1/m^2$ correction to the static limit estimate, $\kappa(\infty)$, we perform a fit of the values of $\kappa(m)/Q^3 = \kappa(\infty)/Q^3 + \mathcal{O}(1/m^2)$ for $m/Q > 4.2$ where this ansatz is appropriate, and then extrapolate to lower values of m . If charm, bottom quarks also follow this trend then the $\kappa(m \leq 4.2)$ will lie on the extrapolated graphs, which is not observed in our data, re-emphasizing the need for a relativistic treatment of heavy-flavor dynamics.

Summary & outlook Based on microscopic ab-initio lattice simulations we show for the first time the detailed dynamics of a relativistic quark in a highly occupied non-Abelian plasma. We propose a new method to measure the momentum distribution of a quark traversing in the plasma, and based on this method report a significant excess of the momentum diffusion of quarks in the mass range from charm to bottom, than previously calculated in the static limit, thus highlighting the need for treating their dynamics through a relativistic Dirac equation. Beyond the corrections to the infinite mass limit, we also observe significant correlations through the interaction of quarks with the medium, which manifest themselves in oscillations of the $\langle \mathbf{q}^2 \rangle(\Delta t)$, indicating that a Markovian description is only applicable on relatively large time

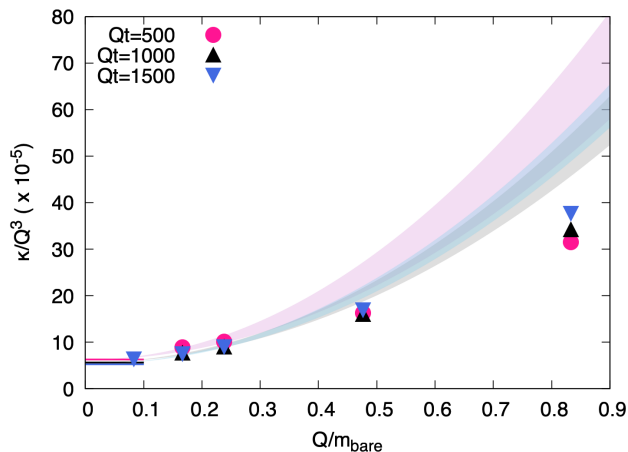


FIG. 4: The momentum diffusion coefficient κ as a function of inverse of bare quark mass, at different times $Qt = 500, 1000, 1500$. Solid lines at the bottom left corner correspond to the values obtained in the infinite-mass limit using the color-electric correlator.

Shaded bands represent $1/m^2$ correction to the infinite-mass limit.

scales.

Since a highly occupied gluonic plasma considered in our analysis is believed to be produced in the initial stages of heavy-ion collisions, our study re-emphasizes the fact that a significant momentum broadening and hence a build-up of elliptic flow of charm and bottom quarks may already occur in the initial stages of heavy-ion collisions [39, 40, 44, 45]. However, to unambiguously confirm this, our calculation needs to be extended to an expanding space-time geometry to properly capture the dynamics of the correlated gluon fields in the Glasma. Since our formalism for investigating the dynamics of quark probes is quite general, one can also study the dynamics of light-quark jets through a highly-occupied non-Abelian plasma, which we would like to address in a future study.

Acknowledgements. This work is supported in part by the Deutsche Forschungsgemeinschaft (DFG, German Research Foundation) through the CRC-TR 211 ‘Strong-interaction matter under extreme conditions’- project number 315477589 – TRR 211. Sa.S. gratefully acknowledges partial support from the Department of Science and Technology, Govt. of India through a Ramanujan fellowship when a major portion of this work was performed and from the Institute of Mathematical Sciences. The authors acknowledge computing time provided by the Paderborn Center for Parallel Computing (PC2).

Appendix A: Details of the momentum mode occupancy distribution

When investigating the dynamics of heavy and light flavor quarks, we start with a single quark in a fixed momentum mode labelled by momentum \mathbf{P} , spin polarization s and color λ and let it evolve in the background of gauge fields in the self-similar regime up to some time t' . By following the methodology of [56–58] the associated fermionic field operator $\Psi(t', \mathbf{x})$ can be defined in terms of the time-independent operators $b_{\lambda,s}^\dagger(t=0, \mathbf{p})$ and $d_{\lambda,s}^\dagger(t=0, \mathbf{p})$ and time dependent wavefunctions $\phi_{\lambda,s}^{u,v}$ as,

$$\Psi(t', \mathbf{x}) = \frac{1}{\sqrt{N^3}} \sum_{\lambda,s,\mathbf{p}} \left[\phi_{\lambda,s}^u(t', \mathbf{x}) b_{\lambda,s}(t=0, \mathbf{p}) + \phi_{\lambda,s}^v(t', \mathbf{x}) d_{\lambda,s}^\dagger(t=0, \mathbf{p}) \right], \quad (4)$$

where for our initial conditions the creation/annihilation operators satisfy

$$\begin{aligned} \langle b_{\lambda,m}^\dagger(t=0, \mathbf{p}) b_{\lambda',n}(t=0, \mathbf{p}') \rangle &= \delta_{\lambda,\lambda'} \delta_{m,n} \delta_{\mathbf{p},\mathbf{p}'} \delta_{\mathbf{P},\mathbf{P}} \\ \langle d_{\lambda,m}^\dagger(t=0, \mathbf{p}) d_{\lambda',n}(t=0, \mathbf{p}') \rangle &= 0, \end{aligned} \quad (5)$$

Now in order to extract the momentum distribution of quarks inside the medium, we make use of the fact that at any time t , the fermion field operator $\Psi(t, \mathbf{x})$ can be decomposed in terms of time-evolved creation and annihilation operators, labeled by the momentum \mathbf{p} , the color index λ and spin index s , as

$$\Psi(t, \mathbf{x}) = \frac{1}{\sqrt{N^3}} \sum_{\lambda,s,\mathbf{p}} \left(u_{\lambda,s}(\mathbf{p}) b_{\lambda,s}(t, \mathbf{p}) e^{-i\mathbf{p}\cdot\mathbf{x}} + v_{\lambda,s}(\mathbf{p}) d_{\lambda,s}^\dagger(t, \mathbf{p}) e^{+i\mathbf{p}\cdot\mathbf{x}} \right). \quad (6)$$

By inverting the above expression using the orthonormality of Dirac spinors, we can obtain then the time-dependent creation operators $b_{\lambda',s'}(t, \mathbf{q})$ in terms of Fourier transform of the time-evolved fermion fields as,

$$b_{\lambda',s'}(t, \mathbf{q}) = \sum_{\mathbf{x}} u_{\lambda',s'}^\dagger(\mathbf{q}) \Psi(t, \mathbf{x}) e^{+i\mathbf{q}\cdot\mathbf{x}}. \quad (7)$$

Now, performing Fourier transform of the quark fields and substituting them back in Eq. 7, we get the time-evolved annihilation operator $b_{\lambda,s}(t, \mathbf{q})$ entirely in terms of time-dependent fermionic wavefunctions $\phi_{\lambda,s}^{u,v}(t', \mathbf{x})$. The momentum mode occupancy distribution of fermions in a particular momentum state labelled by \mathbf{q} is defined as the expectation value of the number density operator at that particular value of the momentum,

$$\frac{dN}{d^3\mathbf{q}} = \frac{1}{2N_c} \sum_{\lambda',s'} \langle b_{\lambda',s'}^\dagger(t', \mathbf{q}) b_{\lambda',s'}(t', \mathbf{q}) \rangle. \quad (8)$$

Now, instead of calculating this observable in terms of $b_{\lambda',s'}(t, \mathbf{q})$ and $b_{\lambda',s'}^\dagger(t, \mathbf{q})$ we can use Eq. 7 and substitute b 's in terms of the Fourier modes $u_{\lambda',s'}(\mathbf{q})$ and $\tilde{\phi}_{\lambda,s}^{u,v}(t', \mathbf{q})$, the later quantity representing the fermion wavefunctions in the Fourier space, given as

$$\tilde{\phi}_{\lambda,s}^{u,v}(t', \mathbf{q}) = \sum_{\mathbf{x}} \phi_{\lambda,s}^{u,v}(t', \mathbf{x}) e^{i\mathbf{q}\cdot\mathbf{x}}. \quad (9)$$

Thus the momentum distribution can now be re-written as,

$$\frac{dN}{d^3\mathbf{q}} = \frac{1}{2N_c} \sum_{\lambda,\lambda',s,s'} |u_{\lambda',s'}^\dagger(\mathbf{q}) \tilde{\phi}_{\lambda,s}^u(t', \mathbf{q})|^2,$$

where we have used the initial conditions given in 5 to sum over various spin polarizations and color quantum numbers.

Appendix B: Calculating the second moment of momentum distribution function through fermionic wavefunctions and electric field correlators

Once we obtain the momentum occupancy distribution at time t from fermionic wavefunctions following the procedure described in the earlier subsection, for the whole set of lattice momenta (with n_x, n_y, n_z lattice indices), we calculate the second moment (as a function of Δt) of the distribution and define it as a measure of momentum broadening, i.e.,

$$\frac{\langle q_i^2 \rangle(\Delta t)}{Q^2} = \frac{\langle \hat{q}_i^2 \rangle(\Delta t)}{(Qa)^2}, \quad (10)$$

where, \hat{q}_i is the lattice momenta defined as,

$$\hat{q}_i = - \sum_k C_k \sin\left(k \frac{2\pi n_i}{N}\right) \quad (11)$$

where $n_i = 0, \dots, N-1$ is the lattice momentum mode index and $0, 1, \dots, C_{k-1}$ are coefficients used for $\mathcal{O}(a^k)$ improvement of the Wilson-Dirac operator. Specifically, for the NLO i.e. $\mathcal{O}(a^2)$ improvement, the coefficients are $C_1 = 4/3$ and $C_2 = -1/6$. Now, from the definition of the second moment of the momentum distribution,

$$\langle \hat{q}_i^2 \rangle(\Delta t) = \sum_{\{n_j\}} \hat{q}_i^2 \times \frac{dN}{d^3\mathbf{q}} \left(\prod_j \Delta \hat{q}_j \right) \quad (12)$$

we can extract $\langle q_i^2 \rangle/Q^2$ as defined in Eq. 10.

Now, to compare the results to those obtained in the *infinite-mass* limit, we need to calculate $\langle q_i^2 \rangle/Q^2$ using color-electric field correlators [43] which is given as,

$$\frac{\langle q_i^2 \rangle(\Delta t)}{Q^2} = \frac{g^2}{2N_c Q^2} \int_t^{t+\Delta t} dt' \int_t^{t+\Delta t} dt'' \langle E_i^a(t') E_i^a(t'') \rangle,$$

where the repeated index a implies a sum over number of color generators $a = 1, \dots, N_c^2 - 1$. On the lattice, the second moment of the momentum distribution can be defined as,

$$\frac{\langle q_i^2 \rangle(\Delta t)}{Q^2} = \frac{1}{2N_c Q^2} \left\langle \left(\sum_{\{t_n \in [t, t+\Delta t]\}} \frac{\hat{E}_i^a(t_n)}{a^2} \times a_t \right)^2 \right\rangle, \quad (13)$$

where, $\hat{E}_i^a(t_n) = ga_s^2 E_i^a(t)$ denote the components of lattice electric field defined at time t_n and a_t is the lattice spacing in the temporal direction.

In the diffusive regime, when the time variation of $\frac{\langle q_i^2 \rangle(\Delta t)}{Q^2}$ is linear, we can calculate momentum diffusion coefficient κ from the second moment of momentum distribution from the following relation,

$$\frac{\kappa}{Q^3} = \frac{1}{3} \frac{d}{d(Q\Delta t)} \left[\sum_i \frac{\langle q_i^2 \rangle(\Delta t)}{Q^2} \right]. \quad (14)$$

The factor of $1/3$ in the expression of κ/Q^3 comes from the fact that we have isotropy in the space directions and the momentum diffusion coefficient measures the amount of broadening along any of the spatial dimensions. We have calculated the slope using $Q\Delta t = 350$ which is long enough for the diffusive and hence a linear dependence in time to set in. Values of κ/Q^3 thus obtained for various quark masses and from the color-electric field correlator i.e. in the infinite massive limit are shown in table I.

Quark mass, m/Q	κ/Q^3 ($\times 10^{-5}$)
1.2	37.64 (9)
2.1	16.93 (7)
4.2	8.94 (3)
6.0	7.43 (3)
12.0	6.33 (5)
∞ (EE-correlator)	5.227 (3)

TABLE I: The momentum diffusion coefficient as a function of quark mass.

Appendix C: Fit to the spectral functions from hard thermal loop perturbation theory

To extract the effective masses m_{eff} and lifetimes $1/\gamma$ of quarks we perform a HTL-inspired fit to the component of vector spectral function $\text{Re } \rho_V^0$ with the ansatz $\text{Re } \rho_V^0(Q\Delta t) = \exp(-\gamma \cdot \Delta t) \cos(m_{\text{eff}} \cdot \Delta t)$. In Fig. 5 we plot the spectral function measured in our simulations, the fit obtained using our ansatz and the residual difference that is obtained subtracting the fit function from the data. It is evident from the figure that our ansatz for the vector spectral function corresponding to light quark masses $m_{\text{bare}}/Q < 0.01$ as well as heavy quark

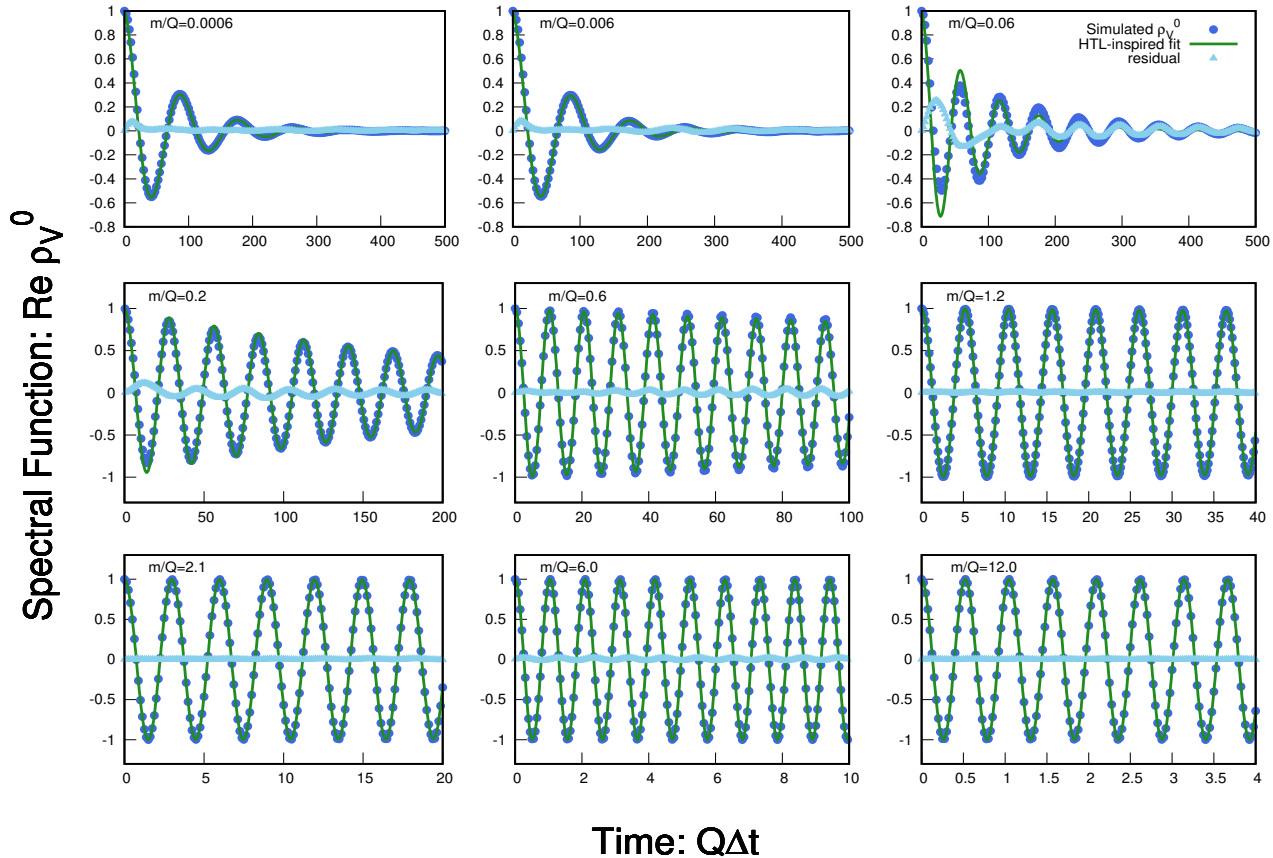


FIG. 5: HTL-inspired fit function (green lines) to the $\text{Re } \rho_V^0$ component of the spectral function, shown along with the lattice data (blue points) for a wide range of bare quark mass. In each plot the light-blue points represent the residual i.e. the difference between the fit function and the data.

masses $m_{\text{bare}}/Q \geq 0.6$ provides an excellent fit to the data, yielding a quite small residual. However, for intermediate quark masses for which $m_{\text{bare}} \sim m_{\text{eff}}$ the residual, i.e. the difference between the fit-function and data, for the spectral function is noticeably larger and we conclude that in this mass range the spectral function is not well described by the aforementioned ansatz.

* harshitp@imsc.res.in

- [1] A. Beraudo *et al.*, Nucl. Phys. A **979**, 21 (2018), arXiv:1803.03824 [nucl-th].
- [2] B. Svetitsky, Phys. Rev. D **37**, 2484 (1988).
- [3] G. D. Moore and D. Teaney, Phys. Rev. C **71**, 064904 (2005), arXiv:hep-ph/0412346.
- [4] J. H. Liu, S. Plumari, S. K. Das, V. Greco, and M. Ruggieri, Phys. Rev. C **102**, 044902 (2020), arXiv:1911.02480 [nucl-th].
- [5] M. Ruggieri, Pooja, J. Prakash, and S. K. Das, Phys. Rev. D **106**, 034032 (2022), arXiv:2203.06712 [hep-ph].
- [6] M. Ruggieri, M. Frasca, and S. K. Das, Chin. Phys. C **43**, 094105 (2019), arXiv:1903.11302 [nucl-th].
- [7] H. van Hees and R. Rapp, Phys. Rev. C **71**, 034907 (2005), arXiv:nucl-th/0412015.
- [8] H. van Hees, M. Mannarelli, V. Greco, and R. Rapp, Phys. Rev. Lett. **100**, 192301 (2008), arXiv:0709.2884 [hep-ph].
- [9] Y. Akamatsu, T. Hatsuda, and T. Hirano, Phys. Rev. C **79**, 054907 (2009), arXiv:0809.1499 [hep-ph].
- [10] Y. Akamatsu, Phys. Rev. D **87**, 045016 (2013), arXiv:1209.5068 [hep-ph].
- [11] J.-P. Blaizot and M. A. Escobedo, JHEP **06**, 034 (2018), arXiv:1711.10812 [hep-ph].
- [12] B. I. Abelev *et al.* (STAR), Phys. Rev. Lett. **98**, 192301 (2007), [Erratum: Phys.Rev.Lett. 106, 159902 (2011)], arXiv:nucl-ex/0607012.
- [13] A. Adare *et al.* (PHENIX), Phys. Rev. Lett. **98**, 172301 (2007), arXiv:nucl-ex/0611018.
- [14] S. Acharya *et al.* (ALICE), Phys. Rev. Lett. **120**, 102301 (2018), arXiv:1707.01005 [nucl-ex].
- [15] L. Adamczyk *et al.* (STAR), Phys. Rev. Lett. **118**, 212301 (2017), arXiv:1701.06060 [nucl-ex].
- [16] B. Zhang, L.-W. Chen, and C.-M. Ko, Phys. Rev. C **72**, 024906 (2005), arXiv:nucl-th/0502056.
- [17] E. Braaten and M. H. Thoma, Phys. Rev. D **44**, 1298 (1991).

- [18] E. Braaten and M. H. Thoma, Phys. Rev. D **44**, R2625 (1991).
- [19] P. Petreczky and D. Teaney, Phys. Rev. D **73**, 014508 (2006), arXiv:hep-ph/0507318.
- [20] S. Caron-Huot, M. Laine, and G. D. Moore, JHEP **04**, 053 (2009), arXiv:0901.1195 [hep-lat].
- [21] J. Casalderrey-Solana and D. Teaney, Phys. Rev. D **74**, 085012 (2006), arXiv:hep-ph/0605199.
- [22] M. Laine, G. D. Moore, O. Philipsen, and M. Tassler, JHEP **05**, 014 (2009), arXiv:0902.2856 [hep-ph].
- [23] H. B. Meyer, New J. Phys. **13**, 035008 (2011), arXiv:1012.0234 [hep-lat].
- [24] A. Francis, O. Kaczmarek, M. Laine, and J. Langelage, PoS **LATTICE2011**, 202 (2011), arXiv:1109.3941 [hep-lat].
- [25] D. Banerjee, S. Datta, R. Gavai, and P. Majumdar, Phys. Rev. D **85**, 014510 (2012), arXiv:1109.5738 [hep-lat].
- [26] H. T. Ding, A. Francis, O. Kaczmarek, F. Karsch, H. Satz, and W. Soeldner, Phys. Rev. D **86**, 014509 (2012), arXiv:1204.4945 [hep-lat].
- [27] A. Francis, O. Kaczmarek, M. Laine, T. Neuhaus, and H. Ohno, Phys. Rev. D **92**, 116003 (2015), arXiv:1508.04543 [hep-lat].
- [28] L. Altenkort, A. M. Eller, O. Kaczmarek, L. Mazur, G. D. Moore, and H.-T. Shu, Phys. Rev. D **103**, 114513 (2021), arXiv:2012.08279 [hep-lat].
- [29] N. Brambilla, V. Leino, P. Petreczky, and A. Vairo, Phys. Rev. D **102**, 074503 (2020), arXiv:2007.10078 [hep-lat].
- [30] L. Altenkort, O. Kaczmarek, R. Larsen, S. Mukherjee, P. Petreczky, H.-T. Shu, and S. Stendebach (HotQCD), Phys. Rev. Lett. **130**, 231902 (2023), arXiv:2302.08501 [hep-lat].
- [31] S. Caron-Huot and G. D. Moore, Phys. Rev. Lett. **100**, 052301 (2008), arXiv:0708.4232 [hep-ph].
- [32] S. Caron-Huot and G. D. Moore, JHEP **02**, 081 (2008), arXiv:0801.2173 [hep-ph].
- [33] A. Bouteffoux and M. Laine, JHEP **12**, 150 (2020), arXiv:2010.07316 [hep-ph].
- [34] D. Banerjee, S. Datta, and M. Laine, JHEP **08**, 128 (2022), arXiv:2204.14075 [hep-lat].
- [35] D. Banerjee, R. Gavai, S. Datta, and P. Majumdar, (2022), 10.1016/j.nuclphysa.2023.122721, arXiv:2206.15471 [hep-ph].
- [36] L. Altenkort, A. M. Eller, O. Kaczmarek, L. Mazur, G. D. Moore, and H.-T. Shu, PoS **LATTICE2021**, 367 (2022), arXiv:2111.12462 [hep-lat].
- [37] N. Brambilla, V. Leino, J. Mayer-Stuedte, and P. Petreczky (TUMQCD), Phys. Rev. D **107**, 054508 (2023), arXiv:2206.02861 [hep-lat].
- [38] P. Petreczky, Eur. Phys. J. C **62**, 85 (2009), arXiv:0810.0258 [hep-lat].
- [39] Y. Sun, G. Coci, S. K. Das, S. Plumari, M. Ruggieri, and V. Greco, Phys. Lett. B **798**, 134933 (2019), arXiv:1902.06254 [nucl-th].
- [40] T. Song, P. Moreau, J. Aichelin, and E. Bratkovskaya, Phys. Rev. C **101**, 044901 (2020), arXiv:1910.09889 [nucl-th].
- [41] S. Mrowczynski, Eur. Phys. J. A **54**, 43 (2018), arXiv:1706.03127 [nucl-th].
- [42] S. Cao *et al.*, Phys. Rev. C **99**, 054907 (2019), arXiv:1809.07894 [nucl-th].
- [43] K. Boguslavski, A. Kurkela, T. Lappi, and J. Peuron, JHEP **09**, 077 (2020), arXiv:2005.02418 [hep-ph].
- [44] D. Avramescu, V. Băran, V. Greco, A. Ipp, D. I. Müller, and M. Ruggieri, Phys. Rev. D **107**, 114021 (2023), arXiv:2303.05599 [hep-ph].
- [45] K. Boguslavski, A. Kurkela, T. Lappi, F. Lindenbauer, and J. Peuron, (2023), arXiv:2303.12520 [hep-ph].
- [46] A. Kurkela and G. D. Moore, Phys. Rev. D **86**, 056008 (2012), arXiv:1207.1663 [hep-ph].
- [47] J. Berges, K. Boguslavski, S. Schlichting, and R. Venugopalan, Phys. Rev. D **89**, 114007 (2014), arXiv:1311.3005 [hep-ph].
- [48] J. Berges, K. Boguslavski, S. Schlichting, and R. Venugopalan, Phys. Rev. D **89**, 074011 (2014), arXiv:1303.5650 [hep-ph].
- [49] S. Schlichting and S. Sharma, Phys. Rev. Lett. **131**, 102303 (2023), arXiv:2211.11365 [hep-ph].
- [50] J. Berges, M. Mace, and S. Schlichting, Phys. Rev. Lett. **118**, 192005 (2017), arXiv:1703.00697 [hep-th].
- [51] J. Berges, K. Boguslavski, L. de Bruin, T. Butler, and J. M. Pawłowski, (2023), arXiv:2307.13669 [hep-ph].
- [52] K. Boguslavski, A. Kurkela, T. Lappi, and J. Peuron, Phys. Rev. D **98**, 014006 (2018), arXiv:1804.01966 [hep-ph].
- [53] K. Boguslavski, T. Lappi, M. Mace, and S. Schlichting, Phys. Lett. B **827**, 136963 (2022), arXiv:2106.11319 [hep-ph].
- [54] J.-P. Blaizot and E. Iancu, Phys. Rept. **359**, 355 (2002), arXiv:hep-ph/0101103.
- [55] F. Karsch and M. Kitazawa, Phys. Rev. D **80**, 056001 (2009), arXiv:0906.3941 [hep-lat].
- [56] M. Mace, N. Mueller, S. Schlichting, and S. Sharma, Phys. Rev. D **95**, 036023 (2017), arXiv:1612.02477 [hep-lat].
- [57] M. Mace, S. Schlichting, and R. Venugopalan, Phys. Rev. D **93**, 074036 (2016), arXiv:1601.07342 [hep-ph].
- [58] M. Mace, N. Mueller, S. Schlichting, and S. Sharma, Phys. Rev. Lett. **124**, 191604 (2020), arXiv:1910.01654 [hep-ph].