

Kantowski-Sachs model with a running cosmological constant and radiation

Vinícius G. Oliveira,¹ Gil de Oliveira-Neto² and Ilya L. Shapiro³

*Departamento de Física, ICE, Universidade Federal de Juiz de Fora
Campus Universitário - Juiz de Fora, 36036-900, MG, Brazil*

Abstract

The simplest anisotropic model of the early Universe is the one with two conformal factors, which can be identified as Kantowski-Sachs metric, or the reduced version of the Bianchi-I metric. To fit the existing observational data, it is important that the anisotropy is washed out in the early stage of the evolution. We explore the possible effect of the running cosmological constant (RCC) on the dynamics of isotropy, in the case of the space filled by radiation.

Keywords: Early Universe, Anisotropic models, Running cosmological constant

MSC: 81T10, 81T15, 81T17, 81T20

1 Introduction

Two important theoretical challenges for the theoretical background of modern cosmology are to construct the basis for a possible variation of the equation of state of the Dark Energy and to explain the initial conditions of the Universe. One of important aspects of the last task is to elaborate a mechanism of making the Universe isotropic, at least after the initial stage of its evolution which leaves observational traces.

The most natural candidate to be Dark Energy is the cosmological constant Λ (see, e.g., [1]), which has fixed equation of state $P_\Lambda = -\rho_\Lambda$ between “pressure” and “energy density” components. If the future observational data show the deviation from this value, it maybe either interpreted as a non-constant cosmological term or as the presence of a qualitatively new essence filling the Universe, which may be a replacement or a compliment to the cosmological constant. The non-constant cosmological term may be a consequence

¹E-mail address: vinicius.guilherme@ice.ufjf.br

²E-mail address: gilneto@fisica.ufjf.br

³E-mail address: ilyashapiro2003@ufjf.br

of the vacuum quantum effects of matter fields (see, e.g., the review [2]) for a qualitative discussion and further references. The corresponding quantum contributions to the action of gravity are certainly rather complicated (e.g., necessarily non-polynomial) if expressed via curvature tensors and nonlocal form factors [3]. This explains why these terms were never calculated with the existing quantum field theory techniques based on the weak field expansions. For the same reason, the presence of these quantum contributions cannot be ruled out. In this situation one can rely on the phenomenological approaches, e.g., based on the assumption of quadratic decoupling in the lower-derivative sector of the gravitational effective action [4, 5], or assuming and using the covariance of the effective action [6]. All these approaches converge to the IR (low-energy) running of the form,

$$\rho_\Lambda(\mu) = \rho_\Lambda^0 + \frac{3\nu}{8\pi G}(\mu^2 - \mu_0^2), \quad (1)$$

where G is the Newton constant and ρ_Λ^0 is the value of the density of the cosmological constant at the fiducial value μ_0 of the scale parameter μ . The limits on the magnitude of the phenomenological parameter ν were established in [7] and [8] in different types of the cosmological models based on (1). These limits were obtained by analyzing cosmic perturbations and making comparison with the observational data. In both cases, this analysis requires an identification of the artificial scale parameter μ of the Minimal Subtraction renormalization scheme with certain physical quantity, as discussed in [3].

In the cosmological setting, some physical arguments based on quantum field theory and also the scale-setting procedure [9] hint at the identification of μ with the Hubble parameter H . On top of this, the covariance-based arguments imply that, under the derivative expansion, the effective action cannot be odd in metric derivatives. For the background cosmological metric, this gives (1), and the same result follows from the assumption of quadratic IR decoupling in the beta function of ρ_Λ .

The IR running implies that there is an effective action of gravity that can be separated into the nonlocal parts responsible for the IR running of the cosmological constant, the quantum corrections to the Einstein-Hilbert term (the running of the Newton constant), and the terms which can be attributed to quantum corrections in the higher derivative sectors. The last terms can be directly calculated (see, e.g., [10] for review and references), but are not very relevant for the late cosmology owing to the Planck suppression of the higher derivative terms. Thus, the covariance of the effective action assumes that the lower-energy sector should satisfy certain conservation laws on its own. In this respect, the cosmological applications of (1) can be separated in the models admitting the energy exchange between vacuum and matter sectors and the ones without such an exchange. It was argued in [11, 12] and [13] that the models of the first type are physically unappropriated for the late Universe. On the other hand, the phenomenological limits on the parameter ν in (1)

derived from the metric perturbations and LSS data [7] are much stronger in these models, as it was also confirmed in the more recent works [14] by analyzing other set of cosmological observables (see also [15] and references therein). According to the last works, in the early Universe (and certainly not in the later stages of the evolution) there is no suppression of the creation of particles from the vacuum [11, 12], making the exchange of energy between different parts of the gravitational action less relevant. In this case one can use the basic cosmological models based on the running [16] instead of the more complicated models of the type considered in [13].

Regardless a lot of the relevant information in cosmology is obtained from linear cosmic perturbations, there is at least one special situation when one needs to perform a non-perturbative analysis. This concerns the answer to the question of why the initial stage of the Universe can be described by the isotropic metric. To address this problem, one needs to start with the anisotropic model and see whether and how the isotropy is restored in a given model of gravity. Since the issue arises for the very early Universe, the matter fields can be described by pure radiation, which is a dominating component in this epoch, even taking into account the symmetry restoration and the corresponding huge (compared to the present one) magnitude of the cosmological constant [17, 1].

In the present work, we report on the first (at least, up to our knowledge) theoretical investigation of the effect of the running of the cosmological constant density (1) on the isotropization of the early Universe. For this initial work we use the simplest model including only radiation and the cosmological constant in the gravity theory based on the Einstein's GR with the running cosmological constant. The running of Newton constant and other terms in the action of gravity are not taken into account, as they are less relevant in the given physical situation in the early Universe, when the energy exchange between vacuum and matter sectors of the action are not suppressed [14]. Finally, to explore the anisotropy we use the simplest version of the Bianchi type I metric, which is also some version of the Kantowski-Sachs (KS) model [18]. This metric has only two conformal factors and enables one to explore the main qualitative features of the anisotropic running cosmology in the most economic and explicit way. It is worth noting that isotropization in the KS cosmological models without running was previously explored in many papers, including [19] and [20], where the isotropization of the metric was first discovered (see also [21, 22, 23, 24, 25, 26, 27] for further investigations in different models and [28] and [29] for a more complete set of references). It is worth noting the quantum mechanism of isotropization (see, e.g., [30, 31, 32], there are also many other papers on this issue, and the review in the book [33]).

The rest of the work is organized as follows. In the next Sec. 2 we formulate the background for the anisotropic running cosmology, that includes the identification of scale

and derivation of the main formulas for the dynamics of the conformal factors. Let us note that the generalization to more complicated metrics, such as the general Bianchi-I, is expected straightforward. Sec. 3 reports on the numerical results for the dynamics of the conformal factors. Finally, in 4 we draw our first conclusions and discuss possible extensions of the present work.

2 Theoretical background of the anisotropic running cosmology

The basis of our investigation will be Einstein's equations with the cosmological constant,

$$G_{\alpha\beta} = 8\pi G T_{\alpha\beta} + \Lambda g_{\alpha\beta}, \quad (2)$$

where $g_{\alpha\beta}$ is the metric tensor, the Newton constant G is assumed to be scale-independent, as explained above, and $\Lambda = 8\pi G\rho_\Lambda$ depends on the scale parameter μ according to (1). Here and in what follows we adopt the units with $c = 1$ for the speed of light in vacuum.

Consider the Kantowski-Sachs metric

$$ds^2 = -dt^2 + a^2(t)dr^2 + b^2(t)[d\theta^2 + \sin^2\theta d\phi^2], \quad (3)$$

where r , θ and ϕ are spherical coordinates, $a(t)$ and $b(t)$ are the two scale factors. The growth of these functions with time characterizes the expansion of the Universe. In the model (3), the radial part can expand differently than the angular parts. Since there are only two functions, this is one of the simplest possible anisotropic models. The spatial sections of this model have positive curvature.

The energy-momentum tensor for the perfect fluid is given by

$$T_{\alpha\beta} = (\rho_f + p_f)u_\alpha u_\beta + p_f g_{\alpha\beta}, \quad (4)$$

where ρ_f and p_f are, respectively, the energy density and pressure of the fluid and u_α is the four-velocity of the fluid. Since we are interested in the very early Universe, the matter contents may be approximately described by radiation, so the equation of state for our perfect fluid should be

$$p_f = \frac{\rho_f}{3}. \quad (5)$$

One may identify the isotropization of metric (3) in two different ways. In a more simple way, after some time $a(t)$ would tend to $b(t)$. The second way is to see that the ratio between the scale factors tends to a constant after some time, showing that the scale factors would have the same expansion rate.

Using the KS metric (3) in the Einstein tensor in the *l.h.s.* of (2), we arrive at the system of three ordinary differential equations,

$$\frac{2\dot{a}\dot{b}}{ab} + \frac{\dot{b}^2}{b^2} + \frac{1}{b^2} = 8\pi G\rho_t, \quad (6)$$

$$2b\ddot{b} + \dot{b}^2 + 1 = -8\pi Gb^2 p_t, \quad (7)$$

$$\frac{\ddot{a}}{a} + \frac{\dot{a}\dot{b}}{ab} + \frac{\ddot{b}}{b} = -8\pi Gp_t. \quad (8)$$

In these equations ρ_t and p_t are the total energy density and pressure, as it will be specialized below.

Since there are only two variables $a(t)$ and $b(t)$, we can restrict the consideration by Eq. (6) and the difference between (8) multiplied by ab^2 and (7) multiplied by a . Thus, the equations which we will work with are⁴

$$2b\dot{a}\dot{b} + ab^2 + a = 8\pi Gab^2\rho_t, \quad (9)$$

$$b^2\ddot{a} - ab\ddot{b} + b\dot{a}\dot{b} - ab^2 - a = 0. \quad (10)$$

To simplify notations, in what follows we use the units with $8\pi G/3 = 1$. Together with $c = 1$, this means physical time t is measured in the Planck units. This is certainly a very small unit, but for the very early Universe this may be a useful choice. Concerning the *r.h.s.* of Eq. (2), we meet the sum of the radiation and the contribution of the variable cosmological constant (1). A useful representation is by using “energy density” and “pressure” of the vacuum. Then, we may arrive at the total energy density and pressure of the model, in the forms

$$\rho_t = \rho_f + \rho_\Lambda, \quad p_t = \frac{1}{3}\rho_f - \rho_\Lambda, \quad (11)$$

where we used the relation (5) for the radiation and the relation $p_\Lambda = -\rho_\Lambda$. Let us note that this relation between “energy density” and “pressure” of the vacuum correspond to the natural separation of the effective action of vacuum into cosmological constant sector, Einstein-Hilbert sector and higher-derivative part. In the isotropic metric case, this separation, which was already mentioned in the Introduction, can be performed using the global scaling. The cosmological constant and the corresponding nonlocal quantum corrections should have the same scaling and this means the equation of state $p_\Lambda = -\rho_\Lambda$. The interested reader may find more details in [34].

The next problem is an identification of μ , that would enable us to use the result in (1) and then in (11). We shall use the usual choice of $\mu \sim H$, and the definition of an average

⁴We have checked that any couple of the three equations (6), (7) and (8) provide the same solutions.

H suggested in [25],

$$H = \frac{1}{3} \left(\frac{\dot{a}}{a} + 2 \frac{\dot{b}}{b} \right). \quad (12)$$

This choice has several advantages. In the QFT framework, one has to deal with the Feynman diagrams with external gravitational lines and presume that in the cosmological constant sector there is a quadratic decoupling. In our case, there may be lines corresponding to different conformal factors. In case the magnitudes in the two terms are of the same order, it boils down to the usual identification from [4, 5, 9]. On the other hand, if the ratios \dot{a}/a and \dot{b}/b are very different, the choice (12) guarantees that the larger version of Hubble parameter gives greater contribution, as it has to be. From the phenomenological side, this definition looks natural and enables one to implement the running (1) in the anisotropic setting. The generalization to the Bianchi-I model is straightforward.

The energy conservation condition gives the equation

$$\dot{\rho}_f + \dot{\rho}_\Lambda + 3H(p_f + \rho_f + p_\Lambda + \rho_\Lambda) = 0. \quad (13)$$

In the units we use, the running corresponds to the relation

$$\rho_\Lambda = \rho_\Lambda^0 + \nu(H^2 - H_0^2). \quad (14)$$

Taking in account Eq. (5), the equation of state for the cosmological constant and the definition of Hubble parameter (12), after some calculations we find the following energy conservation equation (13),

$$\begin{aligned} \dot{\rho}_f a^3 b^3 + \frac{4}{3} \rho_f (\dot{a} a^2 b^3 + 2 \dot{b} a^3 b^2) + \frac{2\nu}{9} \left[\dot{a} \ddot{a} b^3 - \dot{a}^3 b^3 - 4 a^3 \dot{b}^3 \right. \\ \left. + 4 a^3 b \ddot{b} + 2 a^2 b^2 (\dot{a} \ddot{b} + \ddot{a} \dot{b}) - 2 a^2 b \dot{a} \dot{b}^2 - 2 a b^2 \dot{a}^2 \dot{b} \right] = 0. \end{aligned} \quad (15)$$

For the total energy density of ρ_t and using Eq. (9), we arrive at the equation

$$(18 - 4\nu) a b \dot{a} \dot{b} + (9 - 4\nu) a^2 \dot{b}^2 - \nu b^2 \dot{a}^2 + 9a^2 = 9a^2 b^2 (\rho_f + \rho_\Lambda^0 - \nu H_0^2). \quad (16)$$

It is worth noting that here ρ_f is the energy density of radiation which is one of the variables that has the dynamics to be defined from the equations and ρ_Λ^0 is the initial point of the renormalization group flow.

3 Numerical results for the anisotropic metric

Solving the system of equations (10), (15) and (16), one can explore the dynamics of the relevant functions $a(t)$, $b(t)$ and $\rho_f(t)$. Let is report on the corresponding numerical analysis.

Different from the previous work [7], we do not consider cosmic perturbations, however the background geometry is more complicated owing to anisotropy. On the other hand, we know that the metric in the Universe filled by radiation becomes isotropic in a very short time, hence our interest concerns very early Universe. In this case, the limitations on the sign and magnitude of the parameter ν , which were established in [7] (also in [8] for another model with running cosmological constant), do not apply anymore and we hence can assume much greater values of ν , both positive and negative. Following this logic, we studied different cases, varying the values of the parameters including ν , in the first place. One of our targets is the isotropization of metric (3), i.e., evaluation of the ratio b/a .

The results of numerical analysis can be seen in the figures. Let us first summarize the general features of different models, characterized by different values of the parameter ν and different initial data. We found that for the physically relevant solutions, i.e., when the value of ν is small, both $a(t)$ and $b(t)$ always expand and that $\rho_f(t)$ always tends to zero, starting from a given initial value.

Consider the case when initially the model is strongly anisotropic, that is, we choose $b(t=0) = 100$ and $a(t=0) = 1$. For the numerical analysis, we used the initial values

$$\rho_\Lambda^0 = H_0 = 1, \quad \dot{a}(t=0) = 1, \quad \rho_f(t=0) = 2, \quad (17)$$

while the value of $\dot{b}(t=0)$ was varying. In Fig. 1 and Fig. 2, we show some plots obtained by the variation of ν . One can see both $a(t)$ and $b(t)$ are rapidly growing with time, and it looks like the anisotropy does not change significantly, for all values of ν . Let us note that we took much greater values of $|\nu|$ compared to the upper bounds derived in [7, 8]. There are two reasons for doing so. The first one is that for the values of the order 10^{-6} , which are typical for the models of the first type (with the exchange of energy between vacuum and matter [7]), the plots are not visually distinguishable from the one for $\nu = 0$. The second reason is that the isotropization occurs very fast, when the values of Hubble parameter are huge. Obviously, this makes sense only assuming that the isotropization takes place in the very early Universe, where typical energies are very high. This means, there is no decoupling of the highest-mass particles, providing small values of ν [5, 4] and, therefore, there is no contradiction in assuming the values of order one. The same concerns the sign, which was advocated positive in [7]. In the effective decoupling-based framework formulated in [5] (see also [3, 2]) this sign is defined by the spin of the highest-mass particles in the spectrum beyond the Minimal Standard Model. And if the scale of decoupling dramatically changes, we have to take into account the possibility of the fermion domination and, therefore, consider also the negative values of ν .

Following these arguments we choose the values for the parameters, initial conditions and the values of ν to produce the graphs demonstrating qualitative properties of the

solutions. Figs. 1, 2, 3 and 4 show, respectively, the time dependencies $a(t)$, $b(t)$, $\rho_f(t)$ and the ratio $b(t)/a(t)$ for four different large positive values of ν . Similarly, Figs. 5, 6, 7 and 8 show the time variations of the same quantities $a(t)$, $b(t)$, $\rho_f(t)$ and $b(t)/a(t)$ for four different negative values of ν . Furthermore, Figs. 9, 10, 11 and 12 illustrate the behavior of $a(t)$, $b(t)$, $\rho_f(t)$ and $b(t)/a(t)$ for four different positive and negative values of ν . Observing these plots we can see the general situation, i.e., how the running of the cosmological constant density may affect the process of isotropization. These general features are formulated in the next section.

On the basis of numerical analysis one notes that there may be a value of ν where the tendencies related to the running stop working. As an illustration, we show this situation in the four last figures 13, 14, 15 and 16, corresponding to $\rho_\Lambda^0 = 1$ and a huge unphysical value $\nu = 8$. In this case, the term with ν , in the Friedmann equation (16) dominates over the basic term ρ_Λ^0 . We included these plots just to illustrate the general situation that may happen in the region of “quantum dominance” where the running becomes very strong.

In Fig. 13 the scale factor $a(t)$ expands slowly and then the Universe starts to contract. When the time gets close to $t = 4$, an exponential expansion starts and goes until it abruptly stops the expansion due to a final singularity at $t \approx 3.93$. Fig. 14 shows the behavior of the second scale factor $b(t)$, which also slowly expands until it reaches a maximum value at approximately $t = 0.5$. After that, a contraction begins until it reaches zero value and gives rise to a singularity, similar to a big crunch, at the same value of time $t \approx 3.93$. Fig. 15 demonstrates $\rho(t)$ with the same values of parameters. It is easy to see that we meet (quite naturally) a singularity in the same point. To complete this part, in Fig. 16 one can observe that the ratio $b(t)/a(t)$ remains approximately constant and then begins to decrease at some point. This stage lasts until the same point $t \approx 3.93$, when $b(t)$ goes to zero.

4 Conclusions

The most important qualitative result of our work is that, different from the cosmic perturbations [7], small values of the phenomenological parameter ν do not affect the dynamics of the anisotropic conformal factors, at least in the framework of the KS-metric model [18]. Taking into account the bound for ν derived from the perturbations, one could conclude that the possible running of the cosmological constant is irrelevant for the dynamics of anisotropic parameters, but this would be a misleading statement. The reason is that in the very early Universe the metric becomes isotropic very fast and, therefore, the two kinds of deviation from the homogeneous and isotropic cosmology occur at the distinct epochs. And, in the very early Universe we can assume that the value of ν do not satisfy the afore-

mentioned bound. Assuming that this parameter is of the order one, we can see how the running of Λ affect the isotropization.

Concerning anisotropic model and the role of the running in isotropization of the metric, we can see that the model is tending towards an isotropic configuration in the course of evolution, for all values of ν which were considered. Also, one notes that for smaller values of ν , the ratio $b(t)/a(t)$ tends to a constant value quicker. On top of this, the aforementioned constant value is greater for smaller values of ν . It is worth noting that since both conformal factors depend only on time, these results do not depend on the choice of coordinates. Another conclusion one can draw from the plots in Figures 1 - 12 is that the smaller the value of ν , the faster the expansion of the scale factors $a(t)$ and $b(t)$. Furthermore, independent on the isotropy, the fluid density ρ_f goes to zero faster for smaller values of ν . Both tendencies hold for both positive and negative values of the parameter ν .

Finally, we conclude that the running of the cosmological constant in the model with energy exchange between vacuum and matter (radiation, in our case) sectors describes the accelerated expansion and, for a moderate value of the phenomenological parameter ν , does not contradict very fast isotropization of the initially anisotropic model.

The last observations concerns the possible extensions and continuations of this work. Regardless the KS metric results look convincing, it would be interesting to perform the same, or maybe more detailed analysis for the Bianchi type I, or even more general, metric. On the other hand, since the anisotropy under discussion concerns only very early universe, when typical energies are extremely high, it would be certainly interesting to include the consideration of the effects of higher derivative terms, starting from R^2 . We hope to address this issue in a future work.

Acknowledgements

Authors are grateful to A. Kamenshchik for useful correspondence. I. Sh. acknowledges partial support from Conselho Nacional de Desenvolvimento Científico e Tecnológico - CNPq under the grant 303635/2018-5. Vinícius G. Oliveira thanks Coordenação de Aperfeiçoamento de Pessoal de Nível Superior (CAPES) for his scholarship.

References

- [1] S. Weinberg, *The cosmological constant problem*, Rev. Mod. Phys. **61** (1989) 1.

- [2] I.L. Shapiro, *Effective action of vacuum: semiclassical approach*, Class. Quant. Grav. **25** (2008) 103001, arXiv:0801.0216.
- [3] I.L. Shapiro, J. Solà, *On the possible running of the cosmological 'constant'*, Phys. Lett. **B682** (2009) 105, hep-th/0910.4925.
- [4] A. Babic, B. Guberina, R. Horvat and H. Stefancic, *Renormalization group running of the cosmological constant and its implication for the Higgs boson mass in the standard model*, Phys. Rev. **D65** (2002) 085002; (2003) 083001.
- [5] I.L. Shapiro, J. Solà, *The scaling evolution of the cosmological constant*, JHEP **02** (2002) 006.
- [6] C. Farina, W.J.M. Kort-Kamp, S. Mauro and I.L. Shapiro, *Dynamics of the Laplace-Runge-Lenz vector in the quantum-corrected Newton gravity*, Phys. Rev. **D83** (2011) 124037, arXiv:1101.5611.
- [7] J.C. Fabris, I.L. Shapiro, J. Solà, *Density perturbations for running cosmological constant*, JCAP **0702** (2007) 016, gr-qc/0609017.
- [8] J. Grande, J. Sola, J.C. Fabris and I.L. Shapiro, *Cosmic perturbations with running G and Λ* , Class. Quant. Grav. **27** (2010) 105004, arXiv:1001.0259.
- [9] A. Babic, B. Guberina, R. Horvat and H. Stefancic, *Renormalization-group running cosmologies. A Scale-setting procedure*, Phys. Rev. **D71** (2005) 124041, astro-ph/0407572.
- [10] I.L. Buchbinder and I.L. Shapiro, *Introduction to quantum field theory with applications to quantum gravity*, (Oxford University Press, 2021).
- [11] P. Wang and X.H. Meng, *Can vacuum decay in our Universe?*, Class. Quant. Grav. **22** (2005) 283, astro-ph/0408495.
- [12] R. Opher and A. Pelinson, *Studying the decay of the vacuum energy with the observed density fluctuation spectrum*, Phys. Rev. **D70** (2004) 063529, astro-ph/0405430; *Decay of the vacuum energy into CMB photons*, Mon. Not. Roy. Astron. Soc. **362** (2005) 167, astro-ph/0409451.
- [13] I. L. Shapiro, J. Solà and H. Stefancic, *Running G and Λ at low energies from physics at M_X : possible cosmological and astrophysical implications*, JCAP **0501** (2005) 012, hep-ph/0410095.

- [14] J.A. Agudelo Ruiz, T. de Paula Netto, J.C. Fabris and I.L. Shapiro, *Primordial universe with the running cosmological constant*, Eur. Phys. J. **C80** (2020) 851, arXiv:1911.06315;
 J.A. Agudelo Ruiz, J.C. Fabris, A.M. Velasquez-Toribio and I.L. Shapiro, *Constraints from observational data for a running cosmological constant and warm dark matter with curvature*, Grav. Cosmol. **26** (2020) 316, arXiv:2007.12636.
- [15] S. Basilakos, N.E. Mavromatos and J. Peracaula, *Gravitational and Chiral Anomalies in the Running Vacuum Universe and Matter-Antimatter Asymmetry*, Phys. Rev. **D101** (2020) 045001, arXiv:1907.04890.
- [16] I.L. Shapiro, J. Sola, C. Espana-Bonet and P. Ruiz-Lapuente, *Variable cosmological constant as a Planck scale effect*, Phys. Lett. **B574** (2003) 149, astro-ph/0303306.
- [17] S.A. Bludman and M.A. Ruderman, *Induced Cosmological Constant Expected above the Phase Transition Restoring the Broken Symmetry*, Phys. Rev. Lett. **38** (1977) 255.
- [18] R. Kantowski and R.K. Sachs, *Some spatially homogeneous anisotropic relativistic cosmological models*, J. Math. Phys. **7** (1966) 443.
- [19] O. Heckmann and E. Schucking, *Newtonsche und Einsteinsche Kosmologie*, Handb. Phys. **53** (1959) 489.
- [20] K.C. Jacobs, *Spatially homogeneous and euclidean cosmological models with shear*, Astrophys. J. **153** (1968) 661; *Cosmologies of Bianchi Type I with a Uniform Magnetic Field*, Astrophys. J. **155** (1969) 379.
- [21] E. Weber, *Kantowski-Sachs cosmological models approaching isotropy*, J. Math. Phys. **25** (1984) 3279.
- [22] Ø. Grøn, *Transition of a Kantowski-Sachs cosmological model into an inflationary era*, J. Math. Phys. **27** (1986) 1490.
- [23] A. B. Burd and J. D. Barrow, *Inflationary models with exponential potentials*, Nucl. Phys. **B308** (1988) 929. [erratum: Nucl. Phys. **B324** (1989) 276].
- [24] S. Byland and D. Scialom, *Evolution of the Bianchi I, the Bianchi III and the Kantowski-Sachs universe: isotropization and inflation*, Phys. Rev. **D57** (1998) 6065, gr-qc/9802043.
- [25] K.S. Adhav, A.S. Bansod, R.P. Wankhade and H.G. Ajmire, *Kantowski-Sachs cosmological models with anisotropic dark energy*, Central Eur. J. Phys. **9** (2011) 919.

- [26] L. Parisi, N. Radicella and G. Vilasi, *Kantowski-Sachs Universes sourced by a Skyrme fluid*, Phys. Rev. **D91** (2015) 063533, arXiv:1412.2249.
- [27] G. Oliveira-Neto, D. L. Canedo and G. A. Monerat, *An Anisotropic Kantowski - Sachs Universe with Radiation, Dust and a Phantom Fluid*, Braz. J. Phys. **52** (2022) 130.
- [28] I.M. Khalatnikov and A.Y. Kamenshchik, *A Generalization of the Heckmann-Schucking cosmological solution*, Phys. Lett. **B553** (2003) 119, arXiv:gr-qc/0301022.
- [29] R. Casadio, A. Kamenshchik, P. Mavrogiannis and P. Petriakova, *Bianchi cosmologies, magnetic fields, and singularities*, Phys. Rev. **D108** (2023) 084059, arXiv:2307.12830.
- [30] Y.B. Zeldovich and A.A. Starobinsky, *Particle production and vacuum polarization in an anisotropic gravitational field*, Zh. Eksp. Teor. Fiz. **61** (1971) 2161.
- [31] C.B. Collins and S.W. Hawking, *Why is the Universe isotropic?*, Astrophys. J. **180** (1973) 317.
- [32] L.A. Kofman, V. Sahni and A.A. Starobinsky, *Anisotropic cosmological model created by quantum polarization of vacuum*, Sov. Phys. JETP **58** (1983) 1090.
- [33] A.A. Grib, S.G. Mamayev and V.M. Mostepanenko, *Vacuum Quantum Effects in Strong Fields*, (Friedmann Lab. Publishing, St. Petersburg, 1994).
- [34] A.M. Pelinson and I.L. Shapiro, *On the scaling rules for the anomaly-induced effective action of metric and electromagnetic field*, Phys. Lett. **B694** (2011) 467, arXiv:1005.1313.

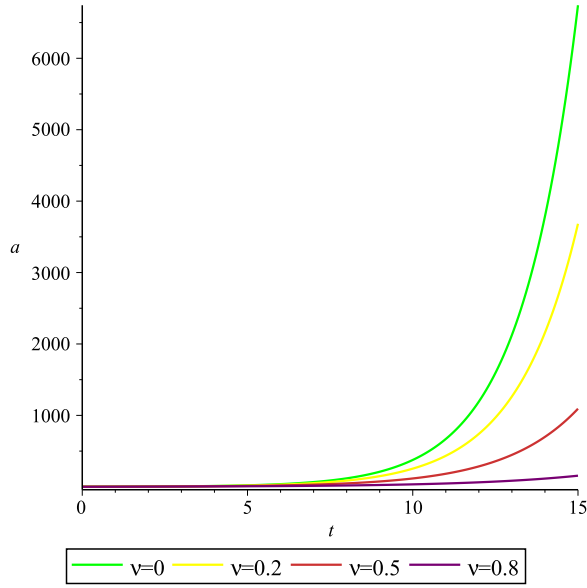


Figure 1: Variation of $a(t)$ for four different positive values of ν .

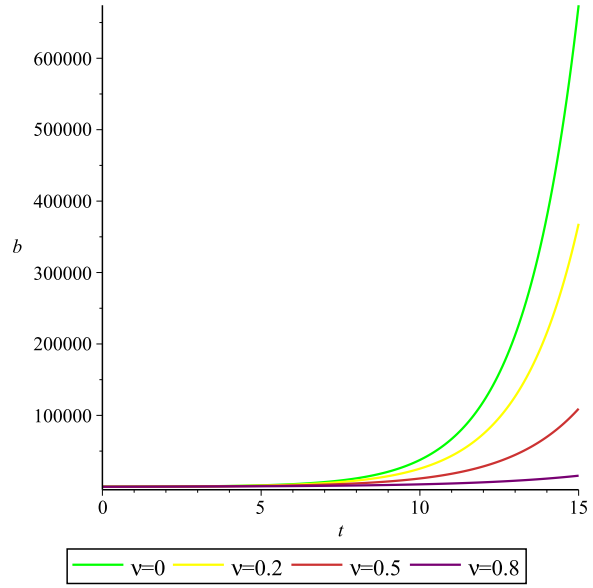


Figure 2: Variation of $b(t)$ for four different positive values of ν .

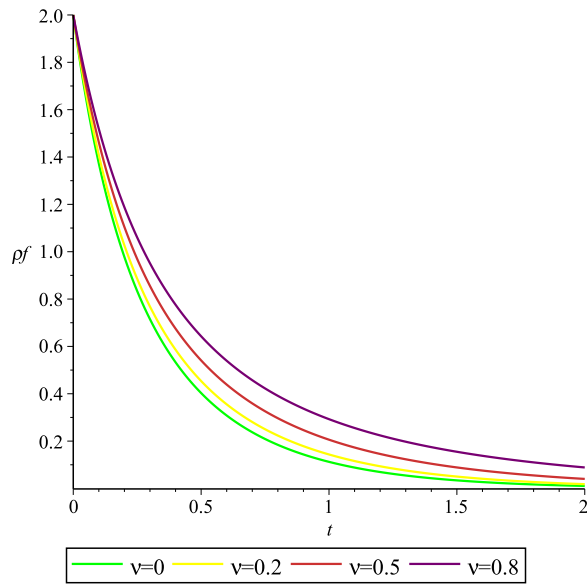


Figure 3: Variation of $\rho_f(t)$ for four different positive values of ν .

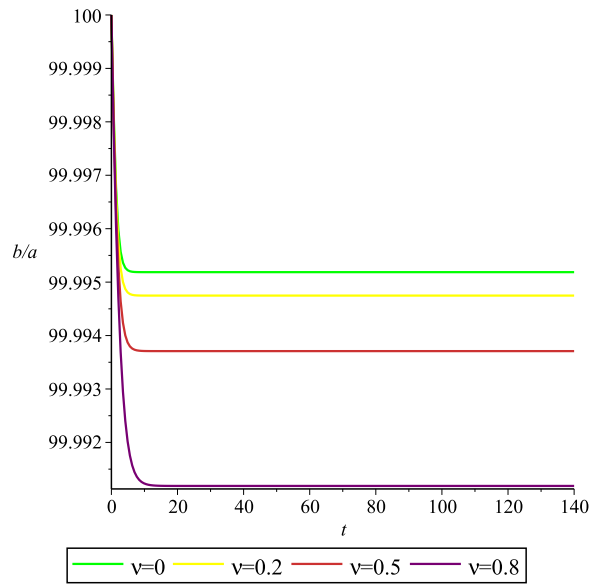


Figure 4: Variation of $b(t)/a(t)$ for four different positive values of ν .

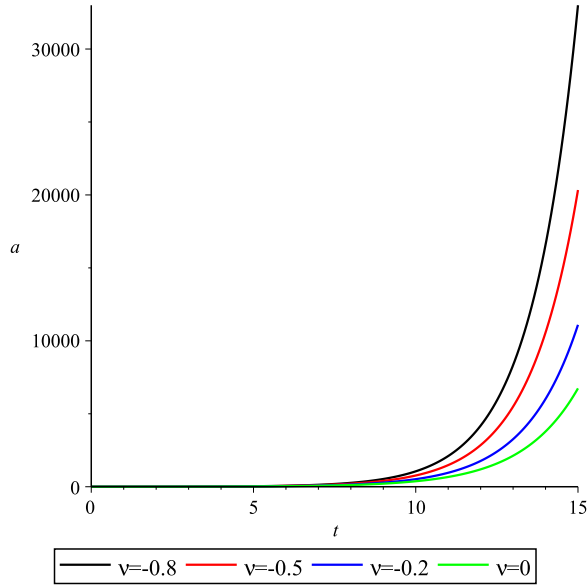


Figure 5: Variation of $a(t)$ for four different negative values of ν .

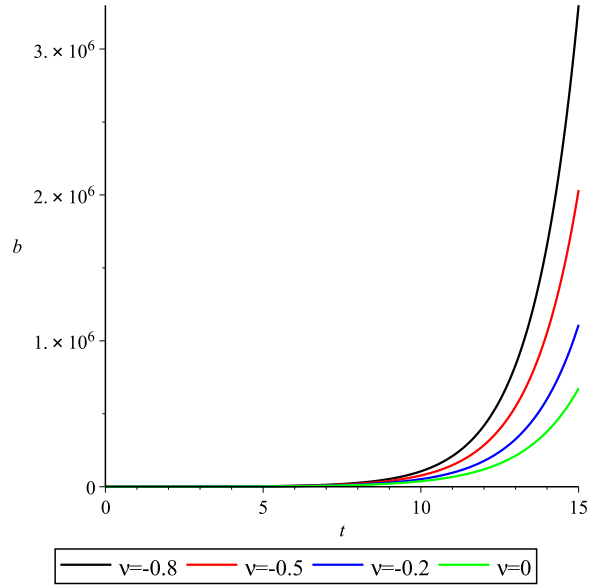


Figure 6: Variation of $b(t)$ for four different negative values of ν .

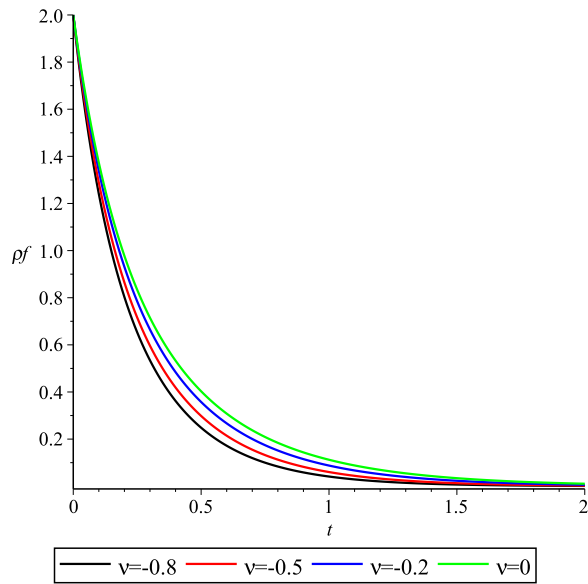


Figure 7: Variation of $\rho_f(t)$ for four different negative values of ν .

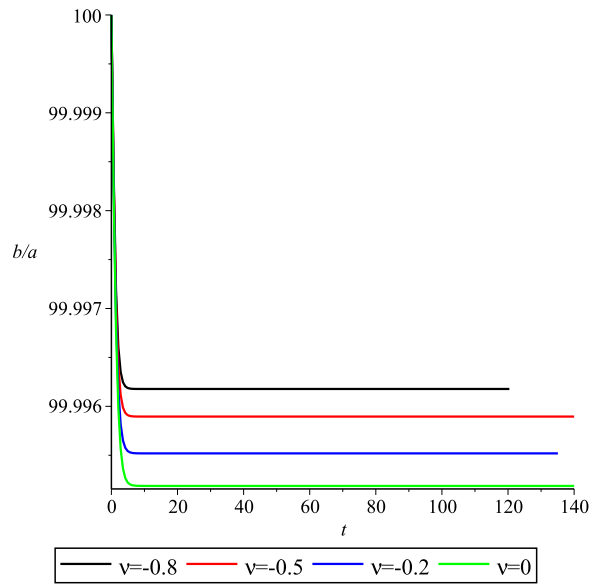


Figure 8: Variation of $b(t)/a(t)$ for four different negative values of ν .

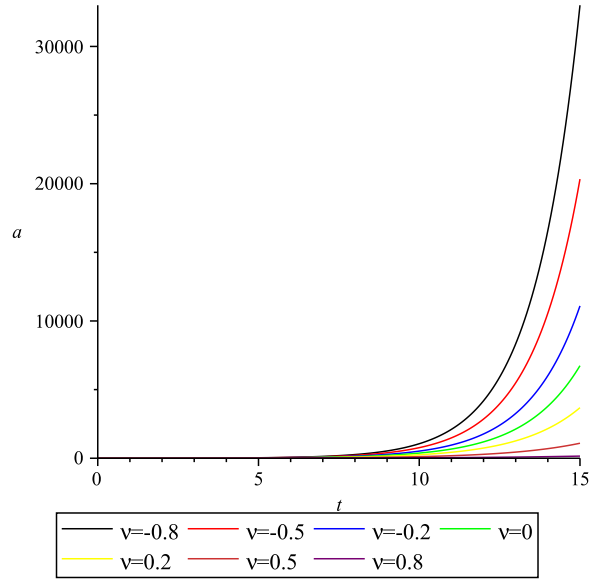


Figure 9: Variation of $a(t)$ for seven different positive and negative values of ν .

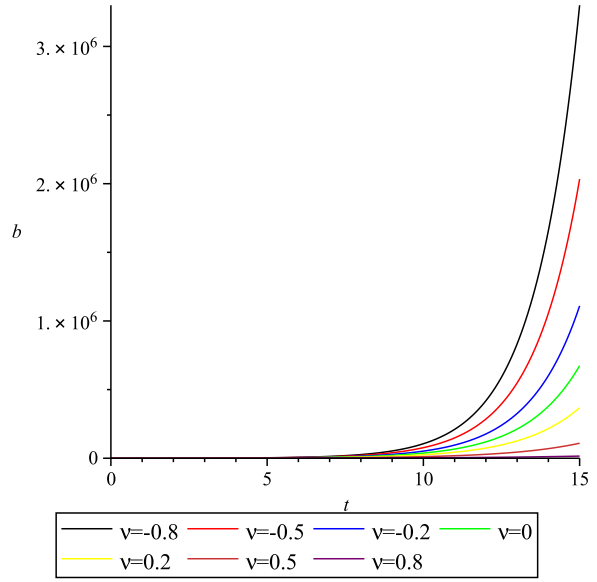


Figure 10: Variation of $b(t)$ for seven different positive and negative values of ν .

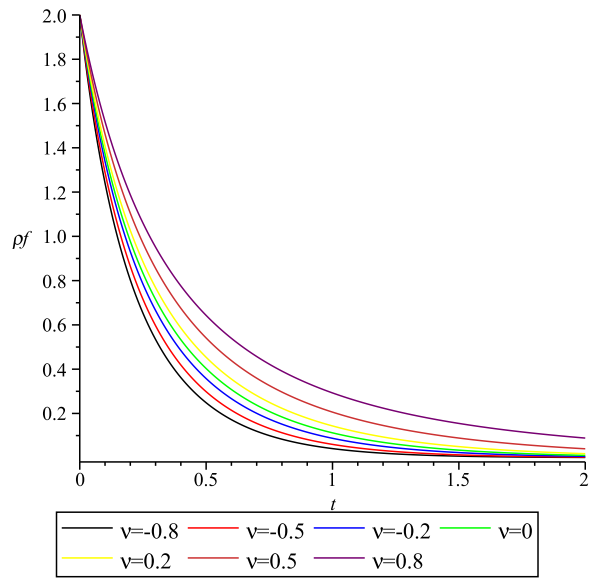


Figure 11: Variation of $\rho_f(t)$ for seven different positive and negative values of ν .

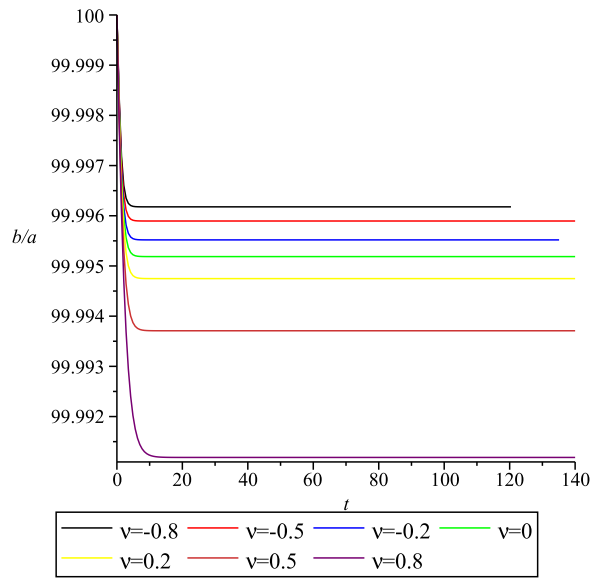


Figure 12: Variation of $b(t)/a(t)$ for seven different positive and negative values of ν .

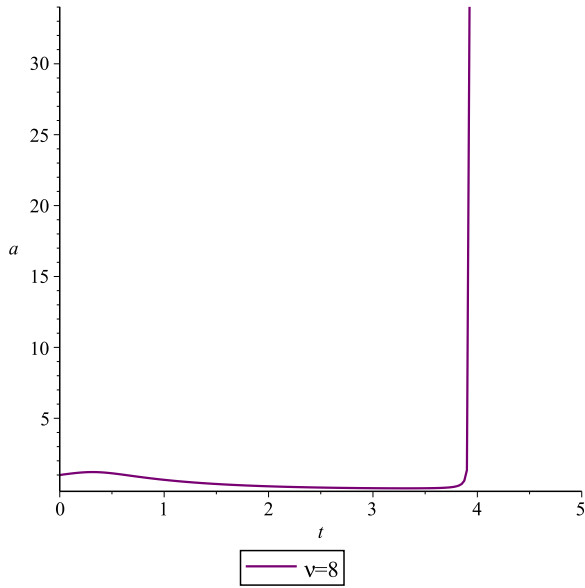


Figure 13: Variation of $a(t)$ for a large positive value of ν .

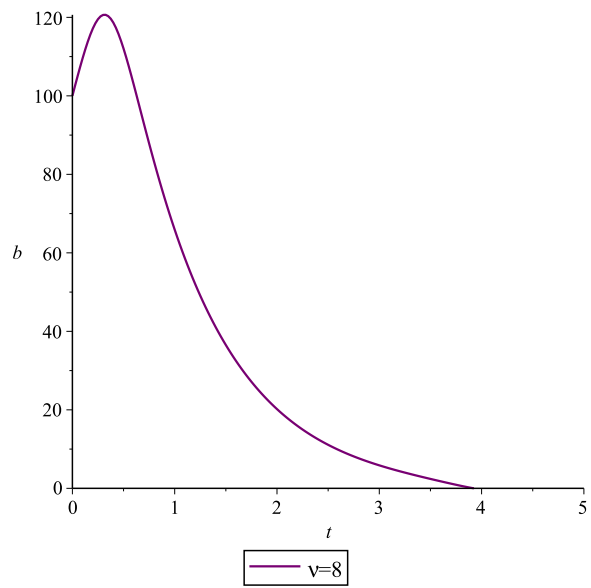


Figure 14: Variation of $b(t)$ for a large positive value of ν .

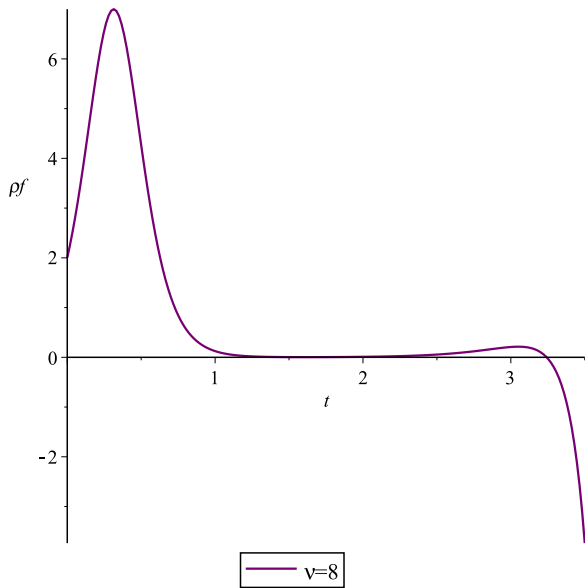


Figure 15: Variation of $\rho_f(t)$ for a large positive value of ν .

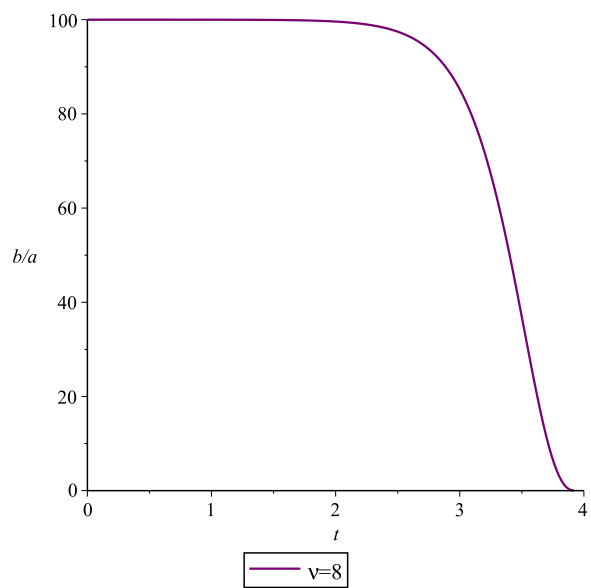


Figure 16: Variation of $b(t)/a(t)$ for a large positive value of ν .