

Ricci-Notation Tensor Framework for Model-Based Approaches to Imaging

Dileepan Joseph (dil.joseph@ualberta.ca)

Department of Electrical and Computer Engineering
University of Alberta, Edmonton, AB, Canada

January 12, 2024

Abstract

Model-based approaches to imaging, like specialized image enhancements in astronomy, facilitate explanations of relationships between observed inputs and computed outputs. These models may be expressed with extended matrix-vector (EMV) algebra, especially when they involve only scalars, vectors, and matrices, and with n-mode or index notations, when they involve multidimensional arrays, also called numeric tensors or, simply, tensors. While this paper features an example, inspired by exoplanet imaging, that employs tensors to reveal embedded 2D fast Fourier transforms in an image enhancement model, the work is actually about the tensor algebra and software, or tensor frameworks, available for model-based imaging. The paper proposes a Ricci-notation tensor (RT) framework, comprising a dual-variant index notation, with Einstein summation convention, and codesigned object-oriented software, called the RTToolbox for MATLAB. Extensions to Ricci notation offer novel representations for entrywise, pagewise, and broadcasting operations popular in EMV frameworks for imaging. Complementing the EMV algebra computable with MATLAB, the RTToolbox demonstrates programmatic and computational efficiency thanks to careful design of tensor and dual-variant index classes. Compared to its closest competitor, also a numeric tensor framework that uses index notation, the RT framework enables superior ways to model imaging problems and, thereby, to develop solutions.

I. INTRODUCTION

“Tensors” easily associate with learning-based approaches to imaging. After all, TensorFlow from Google Brain [1] and Tensor Comprehensions from Facebook AI [2] are machine learning systems connected with a well known deep learning revolution in object detection and classification. Nonetheless, imaging researchers like Mai *et al.* [3] highlight the importance of model-based tensor approaches, emphasizing explanatory value. Mai *et al.* also argue that a model-based

approach helps to reduce the training data requirements for a learning-based approach, yielding what is in effect a hybrid approach.

Imaging researchers are finding advantages of model-based tensor approaches in a variety of applications. These include: multi-exposure, multi-focus, and hyper/multi-spectral image fusion to increase dynamic range, depth-of-field, and spatial resolution [3], [4], [5]; inpainting, or tensor completion, of missing or corrupt pixels in images and videos, even rows or columns of the same [6], [7]; deblurring, or image restoration, posed as a constrained inverse problem often with added noise [8], [9], [10]; compressive sensing, a mixture of computational imaging and image compression, for light field imaging (LFI), synthetic aperture radar, and hyperspectral imaging modalities [11], [12], [13]; other constrained image enhancements, like ones that enforce 3D spherical invariances [14]; and image quality assessments, like ones tailored for LFI [15].

Model-based imaging research involving tensors [3]–[15] exhibits patterns. Papers typically have a section or subsection, on fundamentals, that addresses unary, binary, and N -ary operations expressible with tensors, like multi-way or multi-index contractions, Kronecker and Khatri-Rao products, and Tucker, canonical polyadic (CP), and tensor trains (TT) constructs. More fundamental than operations, authors discuss an n -mode notation, especially for decomposition constructs, an index notation, also called Einstein notation, or a hybrid notation thereof. Sometimes, extended matrix-vector (EMV) operators are employed to represent Hadamard, or entrywise, and Kronecker, or outer, products. Notation can resemble MATLAB or Python+NumPy syntax for multidimensional arrays (MDAs). Instead of matrix-vector (MV) or EMV algebra, authors prefer tensor algebra to represent and manipulate high-order image relationships, including generalizations of the singular value decomposition (SVD) for rank reduction and feature extraction, akin to principal components analysis, and optimizations where images are the unknown variables in a functional that suffers upon vectorization of variables.

When literature on learning-based [1]–[2] and model-based [3]–[15] approaches to imaging use the word, “tensor” mainly or solely means a numeric data structure, usually an MDA, together with numeric operations, like those identified with overloadable operators in object-oriented programming languages. This paper uses the word likewise, agnostic to requirements for deeper tensor character addressed, for example by Synge and Schild [16], in books on geometric tensor calculus.

Whereas tensor notations and operations are in some senses implementation agnostic, a brief survey of tensor software is in order. Because its components, like the Cyclops Tensor Framework

(CTF) [17], [18], may apply to tensor contractions, completions, and decompositions for imaging, the NorthWest Chemistry (NWChem) software ecosystem is noteworthy [19], [20]. With the Tensor Contraction Engine (TCE) and the Tensor Algebra for Many-Body Methods (TAMM) [21], [22], this ecosystem targets massively parallel computing and large-scale molecular simulations. Intended more for imaging and for desktop parallel computing, Tensor Learning in Python (TensorLy) offers tensor decompositions to improve efficiency, robustness, and explainability of deep learning networks [23], [24]. For desktop computing with MATLAB, the Partial Least Squares (PLS) and Multivariate Image Analysis (MIA) Toolboxes, cited in biomedical imaging research [25], [26], offer tensor decompositions and imaging customizations.

As Harrison and Joseph argue [27], the codesign of tensor algebra *and* software, what they call a tensor *framework*, has benefits. Codesign facilitates programmatic and computational efficiencies for solving a variety of model-based problems. In support, they cite Bader and Kolda’s [28], [29] development of n -mode+ notation and the MATLAB Tensor Toolbox (MTT), also called the Tensor Toolbox for MATLAB. While Bader and Kolda contributed notation for decomposition constructs along with original software, others leveraged existing notations while contributing decomposition constructs and MATLAB toolboxes. These include structured data fusion (SDF) with Tensorlab, led by Sorber and De Lathauwer [30], [31], and the TT-Toolbox with the TT construct, by Osledets [32].

This paper proposes the Ricci-notation tensor (RT) framework for model-based approaches to imaging. A successor to Harrison and Joseph’s numeric tensor (NT) framework [27], itself a complement to the EMV framework, the RT framework inherits their advantages. The proposed framework comprises RT algebra and RT software, defined as the RTToolbox [33], contributed with this paper, plus MATLAB. The RT software parses the RT algebra, dispatching calculations to the MATLAB kernel, with no dependencies on other toolboxes.

Both the NT and proposed RT algebras are index notations that exploit and extend the Einstein summation convention. However, using a dual-variant index notation, the RT algebra proves equally expressive as the NT algebra, shown to be a multi-variant index notation, and aligns well with the Ricci notation of tensor calculus. Compared to NT algebra, the RT algebra supports additional outer operations. Inspired by the broadcasting of EMV algebras, they remain grounded in a dual-variant index notation with summation convention.

The NT software had options [27]. With LibNT, C/C++ end users expressed the NT algebra with programmatic and, especially, computational efficiency. With NTToolbox, comprising M-

file and MEX wrappers for LibNT, MATLAB end users expressed the NT algebra with some programmatic and some computational penalties. The RT software has only the RTToolbox option [33], although this paper elaborates on its design in a C/C++-compatible way. Comprising just M-files, no compilation or linking is required. As per MATLAB Central recommendations [34], avoidance of MEX files and binaries means that sharing is easy via File Exchange.

For its computational efficiency, the RT software leverages compiled unary and binary page-wise functions introduced, in 2020 and 2022, to the MATLAB kernel. Of note, the kernel *pagewise* multiplication [35] resembles the LibNT *lattice* multiplication [27] introduced, in 2016, with the NT software. This paper elaborates on the lattice concept to facilitate RT left- and right-division using kernel functions. It also introduces pagewise concatenation, an interpreted function the RT software exploits to support N -ary tensor concatenation. Programmatic efficiency of the RT software is illustrated via software expressions cross-referenced to algebraic ones.

An image enhancement example, to illustrate the RT algebra, is inspired by Sirbu *et al.*'s model-based research [36], [37], [38] for coronagraphy [39]. The example adopts a simplified model that involves two planes related by 2D discrete Fourier transforms (DFTs) and a phase aberration. Starting with a Creative Commons public domain (CC0) image [40], called `Airy_disk_D65`, the impact of the model on a synthetic ground-truth image having an occulted star with nearby exoplanets is computed. The exoplanets become visible after correction of the aberration, treated as unknown.

The rest of this paper is organized as follows. Section II introduces the RT algebra, contrasting it with the NT algebra. Section III illustrates the RT algebra's usefulness for a model-based approach involving 2D DFTs. Section IV summarizes the RT software, contrasting it with the NT software. Unlike Section II, Sections III and IV include MATLAB code. Finally, Section V highlights contributions of this paper, this time with reference to selected details from Sections II to IV.

II. TENSOR ALGEBRA

In the proposed RT algebra, tensors are scalars, vectors, and matrices of any degree, where degree is the number of *true*-variant and/or *false*-variant indices. First, benefits of exploiting and extending Ricci notation for this purpose is introduced in the context of scalars, even though these benefits also apply to nonscalars. Second, additional extensions of the RT algebra are summarized in the context of matrices and vectors.

A. Dual-Variant Index Notation

The proposed RT algebra is introduced with reference to the NT algebra. Using an underline operator in what was claimed to be a single-variant index notation, the NT algebra exploited and extended Einstein summation to support arbitrary mixtures of inner, entrywise, and outer products of N -degree scalars, not called N -dimensional arrays with reason. Use of the word degree, or order, instead of dimensional, for the number of indices, is consistent with a geometric tensor calculus.

In the NT algebra, the underline operator prevents Einstein summation, resulting in entrywise products. Unnecessary complexity of the notation is demonstrable with simple examples, where indices are suppressed in inline math for readability. Consider the ternary inner product, x , and the ternary entrywise product, y , of three degree-one scalars, a , b , and c :

$$x = a_i b_i c_i, \quad (1)$$

$$y_i = a_{\underline{i}} b_{\underline{i}} c_{\underline{i}}. \quad (2)$$

For a variety of derivations, one needs to pair operands of N -ary products arbitrarily. This can be done with commutation and association identities, as follows for these examples:

$$x = b_i (a_{\underline{i}} c_{\underline{i}}), \quad (3)$$

$$y_i = b_{\underline{i}} (a_{\underline{i}} c_{\underline{i}}). \quad (4)$$

The underline operator stacks arbitrarily, meaning there is a countable infinite number of variants for any index. This freedom has implications for the NT software. It also means the NT algebra is actually a multi-variant index notation.

Setting aside questions of constructivism, there is a simpler formalism, namely the RT algebra, that enjoys the accepted advantages of the NT algebra for numeric tensor purposes. With the RT algebra, inspired by the Ricci notation of geometric tensor calculus, any index always has two variants, *true* and *false*, that are identified usually with typeset position, subscript and superscript, respectively. The *covariant* and *contravariant* indices of the Ricci notation inspired these names.

With the Ricci notation, an Einstein summation applies to each index that repeats twice where one is covariant and the other is contravariant. Repeating indices of the same variant is disallowed for geometric reasons. This convention specifies inner products or, for one operand, contraction (summation) along each repeated index. With the RT algebra, indices of either variant need not be unique. Repeated indices of the same variant specify entrywise products or, for one operand,

an attraction (selection) along each repeated index. Unique indices across multiple operands specify outer products.

To support N -ary expressions having any combination of inner, entrywise, and outer products, as opposed to a hierarchy of binary products indicated with parentheses or a left-to-right precedence rule, what matters for the RT algebra is whether all repeats of an index do not or do involve the same variant. Returning to the ternary inner and entrywise examples, they are expressed and paired as follows, respectively:

$$x = a_i b_i c^i, \quad (5)$$

$$= b_i (a^i c^i), \quad (6)$$

$$y_i = a_i b_i c_i, \quad (7)$$

$$= b_i (a_i c_i). \quad (8)$$

As with the NT algebra, the RT algebra enjoys full associativity and commutativity for N -ary products with scalar operands of arbitrary degree. With either algebra, the variant of one or more indices may change when altering associations.

Whereas inner products eliminate indices, tending to decrease the degree, outer products aggregate indices, tending to increase the degree. As they preserve repeated indices of the same variant, entrywise products tend to maintain the degree. Outer products are easily expressed as follows:

$$z_{ijk} = a_i b_j c_k. \quad (9)$$

The examples of ternary inner, entrywise, and outer products are convenient for illustrating the known Ricci operation of contraction and an extended Ricci operation called attraction, both of which are unary operators that reduce degree:

$$x = z_{\bar{i}\bar{i}\bar{i}}, \quad (10)$$

$$y_i = z_{i\bar{i}\bar{i}}. \quad (11)$$

An alternative way, namely an overscript bar, to specify a false-variant index is shown. Unlike with the underline of the NT algebra, each index of the RT algebra still has two possible variants. Odd or even stacked overscript bars collapse into one or zero overscript bars. To specify a contraction, at least one repeated index must have a complementary variant.

With a superscript/subscript notation, often preferred in literature on geometric tensor calculus, ambiguity is possible in expressions where not just an index but a tensor repeats. Consider the following apparently nonsensical statement:

$$y_i^j \neq y_i^j. \quad (12)$$

With the overscript bar notation, one could instead write a sensible inequality to represent the assymetry of a tensor:

$$y_{i\bar{j}} \neq y_{\bar{j}i}. \quad (13)$$

Contrast this with the dot-spacer approach of Ricci notation, which allows superscripts for contravariant indices while clarifying index positions to resolve ambiguities as required:

$$y_i^{\cdot j} \neq y_i^j. \quad (14)$$

The RT algebra allows the superscript/subscript notation, with dot spacers as required, and the proposed overscript bar notation, where all indices are subscripts and dot spacers are never required. Another case of relevance is when permutations matter. They generalize transpositions, even to scalars. Consider a permuted copy, z , of a degree-two scalar, y :

$$z_i^{\cdot j} = y_i^j. \quad (15)$$

Removing the dot spacers here results in a sensical statement that, however, does not specify a numerical permutation:

$$z_i^j = y_i^j. \quad (16)$$

The number of possible permutations grows with the factorial of degree. Context determines if they matter to a model.

Mixtures of inner, entrywise, and outer products, and ways in which to rearrange them, are significant to CP derivations like those used to illustrate the NT algebra. Consider the following key step of a degree-three CP derivation, which uses the RT overscript bar notation to clarify index position and inner parentheses to group for asymptotic efficiency:

$$u_{i\bar{\ell}} = ((v_{j\ell}v_{\bar{j}\ell'}) (w_{k\ell}w_{\bar{k}\ell'})) \backslash (a_{ijk}v_{\bar{j}\ell'}w_{\bar{k}\ell'}). \quad (17)$$

As in the EMV algebra, a left (or right) division implies the solution to a linear system. In this case, it is as follows:

$$(v_{j\ell}v_{\bar{j}\ell'}w_{k\ell}w_{\bar{k}\ell'})u_{i\bar{\ell}} = a_{ijk}v_{\bar{j}\ell'}w_{\bar{k}\ell'}. \quad (18)$$

Iterating the key step and others like it, a degree-three scalar, a , decomposes into three degree-two factors, u , v , and w :

$$a_{ijk} = \sigma_{\ell} u_{i\bar{\ell}} v_{j\bar{\ell}} w_{k\bar{\ell}}, \quad (19)$$

where the additional degree-one factor, σ , represents singular values, and where each degree-two factor obeys identities.

Previously, using the multi-variant index notation of the NT algebra, a novel derivation of the CP key step was provided. Because the same would be possible with the dual-variant index notation of the RT algebra, consider instead a difference between the NT and RT algebras concerning division, in the context of a simplified version of the CP key step:

$$u_{i\bar{\ell}} = A_{\ell\ell'} \setminus b_{i\ell'}, \quad (20)$$

$$A_{\ell\ell'} u_{i\bar{\ell}} = b_{i\ell'}. \quad (21)$$

Provided that each index, in the denominator operand of a division, changes to its complement, the RT algebra is equally consistent as the NT algebra for implied linear systems.

With MATLAB's implied EMV algebra, left/right division is equivalent to inversion or pseudo-inversion of the denominator operand followed by left/right multiplication. With the RT algebra, as with the NT algebra, there are multiple ways in which each index of a high-degree denominator operand may participate in a linear system, whether fully ranked or not. Absent the linear system context, fully specified by a left/right division, an inversion or pseudo-inversion of a denominator operand is ambiguous. Therefore, the RT algebra favours binary division expressions over a complicated scheme presented with the NT algebra to uniquely specify unary inverses.

In general, (partial) differentiation is explainable as the limiting solution of a linear system involving finite differences. The linear system may have an arbitrary mix of inner, entrywise, and outer products. Thus, (partial) differentiation rules for the RT algebra inherit observations made in the context of linear systems. To ensure consistency in formulations involving differentials, each index in the denominator operand of a differential changes to its complement when evaluated.

B. Nonscalars and Broadcasting

Like the NT algebra, the RT algebra supports nonscalars having indices, i.e., vectors and matrices of nonzero degree. In this paper, scalars are typeset with a plain italics font and

nonscalars with a bold Roman font. When the degree is nonzero, indices are indicated in display math. Indices are suppressed in inline math where possible due to context.

In general, the product of two nonscalars is noncommutative, which limits associativity for N -ary products. Consider a degree-two product, \mathbf{C} , of degree-two matrices, \mathbf{A} and \mathbf{B} , where columns of the first operand undergo an inner product with rows of the second operand, and where indices of the operands express entrywise products as per variants:

$$\mathbf{C}_{i\bar{j}} = \mathbf{A}_{i\bar{j}}\mathbf{B}_{i\bar{j}}. \quad (22)$$

As rows and columns, i.e., MV indices, may convert to or from tensor indices, there is always an equivalent expression, with scalar operands of higher degree, that is fully commutative and associative for arbitrary product expressions, e.g.:

$$c_{sti\bar{j}} = a_{s\bar{r}i\bar{j}}b_{rti\bar{j}}, \quad (23)$$

$$= b_{rti\bar{j}}a_{s\bar{r}i\bar{j}}. \quad (24)$$

Here, first and second indices of scalar operands correspond to rows and columns, respectively, of nonscalar operands. For an N -ary product of any-degree scalars, the operand sequence may be rearranged arbitrarily. This is not possible, in general, for an equivalent N -ary product of degree-zero matrices.

The binary product is reused to illustrate how a contraction or attraction is replaceable with an inner or entrywise operation across two operands with attention to index variants:

$$t = \text{tr } \mathbf{C}_{i\bar{i}}, \quad (25)$$

$$= \text{tr } \mathbf{A}_{ii}\mathbf{B}_{i\bar{i}}, \quad (26)$$

$$\mathbf{d}_i = \text{diag } \mathbf{C}_{ii}, \quad (27)$$

$$= \text{diag } \mathbf{A}_{ii}\mathbf{B}_{i\bar{i}}. \quad (28)$$

Because of their resemblance to contraction and attraction, these examples include the trace operator, tr , of MV algebra, and the main-diagonal operator, diag , of EMV algebra, which concern only the rows and columns of an operand.

Inner products help justify why each enclosed index changes to its complement in a (conjugate) transposition. Consider these equivalent expressions for the Euclidean norm squared, $\|\mathbf{x}\|^2$, of

an any-degree column vector, \mathbf{x} , having only false-variant indices, at first, and possibly-complex entries:

$$\|\mathbf{x}^{\mathbf{k}}\|^2 = (\mathbf{x}^{\mathbf{k}})^* \mathbf{x}^{\mathbf{k}}, \quad (29)$$

$$= (\bar{\mathbf{x}}^{k_1 k_2 \dots k_D})^T \mathbf{x}^{k_1 k_2 \dots k_D}, \quad (30)$$

$$= \bar{\mathbf{x}}_{k_1 k_2 \dots k_D}^T \mathbf{x}^{k_1 k_2 \dots k_D}, \quad (31)$$

$$= \mathbf{x}_{\mathbf{k}}^* \mathbf{x}^{\mathbf{k}}. \quad (32)$$

Here, indices of one variant in sequence are represented as an index vector. An overscript bar on a tensor, as opposed to an index, indicates complex conjugation of tensor entries.

Unlike the NT algebra, the RT algebra supports outer additions, subtractions, concatenations, and relations. The unifying idea is that any tensor of one degree may be expanded to an equivalent tensor of higher degree via an outer product with a unit tensor of the difference degree. Consider the following equations and relation, which consistently employ a degree-two matrix, \mathbf{A} , four degree-one column-vectors, $\mathbf{1}$, \mathbf{b} , \mathbf{c} , and $\mathbf{1}$, and an entrywise absolute-value operation, $|\cdot|$:

$$\mathbf{A}_i^j = \mathbf{1}_i (\mathbf{b}_j)^T + |\mathbf{c}_i| (\mathbf{1}_j)^T, \quad (33)$$

$$= \begin{bmatrix} \mathbf{1}_i & |\mathbf{c}_i| \end{bmatrix} \begin{bmatrix} (\mathbf{b}_j)^T \\ (\mathbf{1}_j)^T \end{bmatrix}, \quad (34)$$

$$\mathbf{A}_i^j \geq \mathbf{1}_i (\mathbf{b}_j)^T. \quad (35)$$

Whereas the NT algebra would require the with-unit outer products explicitly, as would Ricci notation, the RT algebra allows them implicitly, an extension to Ricci notation:

$$\mathbf{A}_i^j = (\mathbf{b}_j)^T + |\mathbf{c}_i|, \quad (36)$$

$$= \begin{bmatrix} \mathbf{1} & |\mathbf{c}_i| \end{bmatrix} \begin{bmatrix} (\mathbf{b}_j)^T \\ \mathbf{1}^T \end{bmatrix}, \quad (37)$$

$$\mathbf{A}_i^j \geq (\mathbf{b}_j)^T. \quad (38)$$

The missing outer products are implied by what may be called natural algebra, setting aside index variant details.

For an easier-to-read example, this time with scalars, of the naturalness of the proposed RT algebra, consider a logarithmic model for the digital response or output, y , of a wide-dynamic-range image sensor to a uniform stimulus or input, x :

$$y_{ij} = a_j + b_j \ln(c_j + x_i) + \epsilon_{ij}. \quad (39)$$

Offset, gain, and bias parameters, a , b , and c , depend on the pixel index, j , but not on the illumination index, i . In addition to such structural noise, the model accounts for temporal and quantization noise, ϵ . A parseable expression of RT algebra, the model implies three with-unit outer products, an entrywise function, and a mixed (entrywise-and-outer) product.

Outer RT operations resemble broadcasting, popularized by the implied EMV algebra of Python+NumPy, but are modelled with an index notation. Variants aside, one advantage of index-based outer operations is that they express broadcasting in a way that would look familiar to high-school students. This attests further to the value of the RT algebra for model-based approaches, which favour human intelligence, as opposed to learning-based approaches, which favour machine intelligence. By design, the RT algebra includes and extends, with outer RT operations, the implied EMV algebra of MATLAB.

With MATLAB's implied EMV algebra, an inner product of two matrices is representable as a product of vectors, with one conjugate transposed, after a vectorization is applied to each matrix. There is no MATLAB operator for an inner product of matrices, although there is one for an entrywise, or Hadamard, product of the same. In the RT algebra, these operators may be denoted with a bullet and a circle, respectively.

Although EMV algebra includes entrywise concatenation along non-row/column dimensions, computable in MATLAB via the kernel `cat` function, the RT algebra offers a way to model it with tensor indices, a model generalizable to outer concatenation. Consider an outer concatenation of degree-two matrices, \mathbf{A} and \mathbf{B} , along a common tensor index:

$$\mathbf{C}_{ijk} = \text{cat}_j\{\mathbf{A}_{ij}, \mathbf{B}_{jk}\}, \quad (40)$$

$$= \delta_j^\ell (\alpha_\ell^j \mathbf{A}_{ij} + \beta_\ell^j \mathbf{B}_{jk}). \quad (41)$$

The degree-three result, \mathbf{C} , is modelled with the help of degree-two scalars, α and β , each

similar to a degree-two Dirac symbol, δ , commonly used for index substitution:

$$\alpha_\ell^j \equiv \begin{cases} 1, & \ell = j, \\ 0, & \text{otherwise,} \end{cases} \quad (42)$$

$$\beta_\ell^j \equiv \begin{cases} 1, & \ell = J_1 + j, \\ 0, & \text{otherwise.} \end{cases} \quad (43)$$

The constant, J_1 , is the dimension size of the tensor index, j , in the first operand, \mathbf{A} . With additional constants, $J_1 + J_2$, etc., the model is generalizable to N -ary concatenation.

III. IMAGING EXAMPLE

After setting up a problem, inspired by an exoplanet imaging instrument called a coronagraph, this section applies the RT algebra and MATLAB to solve it. Results are presented first to summarize without equations or code a scalar optimization, called the phase aberration correction. Details, like a gradient matrix, are then formulated using the RT algebra and (inverse) DFT operators. Leveraging (inverse) fast Fourier transforms (FFTs), asymptotically-efficient code is lastly presented.

A. Simulation Results

Figure 1 introduces a model-based example. It displays in false color, after each pixel value is squared, a *ground-truth* image synthesized from the grayscale version of a CC0-licensed *source* image, `Airy_disk_D65`. The latter simulates a focused spot of white light passing through a circular aperture and lens. Rings in the focal or image plane arise due to diffraction. The figure includes, with circles overlaid to define an annular mask, the source image in false color. Using the mask to model a coronagraph, a bright spot is blacked out, representing an occulted star. An outer symmetric region, where diffraction rings are faint, is likewise masked.

Considering coronagraphy, an entrywise square root was applied in making the ground-truth from the source, after conversion from class `uint8` to `double` and division by 255. Both images have 401×401 pixels. Filled circles introduced into the annular foreground simulate twin exoplanets in the ground-truth. Using bicubic and nearest-neighbour interpolation, respectively, ground-truth and mask images are downsampled or upsampled as needed, to vary dimension sizes equally for simulation purposes. The mask is of class `logical`.

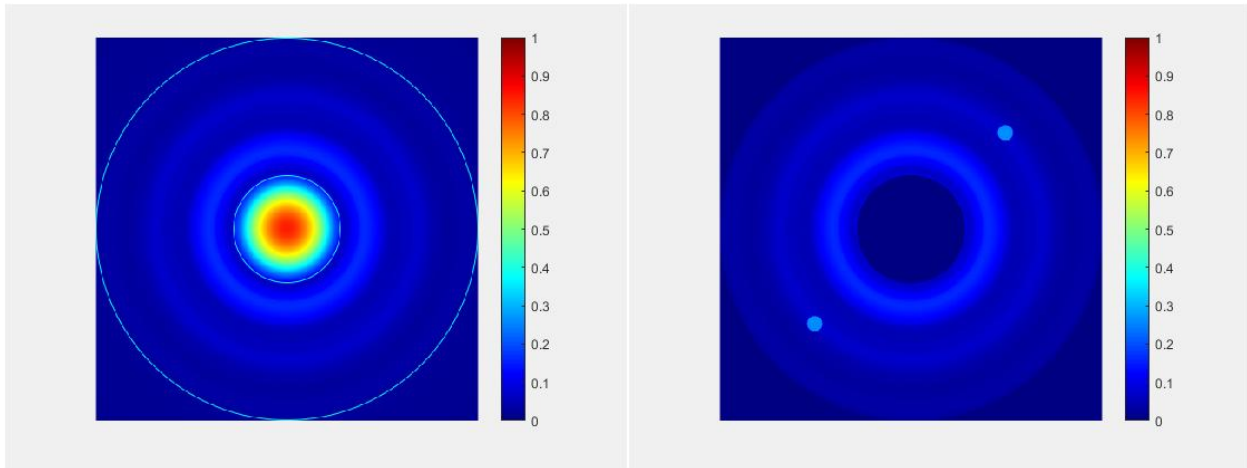


Fig. 1. Source (left) and ground-truth (right) images (original scale). The 401×401 pixel source is a CC0-licensed image, `Airy_disk_D65` [40], after conversion to grayscale and division by 255. The ground-truth image, shown after pixel values are squared, is the entrywise square root of the source image, after masking (occluding) symmetric inner and outer regions, defined by two circles (left overlays), and after adding spots to simulate twin exoplanets.

The ground-truth image does not exhibit a phase aberration. To synthesize an *aberrated* image, a random phase offset is introduced entrywise in the Fourier domain, often called the pupil plane in the context of exoplanet imaging. Because pixel values in the image plane, the inverse Fourier domain, must be real, this phase aberration is constrained to obey the required symmetry. Notwithstanding a few entries, such as the DC value, each entry of the random offset, an image-like matrix, belongs to a uniform distribution of $-\pi$ to $+\pi$ radians.

Figure 2 addresses the main part, image enhancement, of the model-based example. It shows the input *aberrated* image and the output *corrected* image. Prior to display, each pixel value is squared. Starting with an initial guess of the phase aberration, a MATLAB optimization yields a corrected image, approaching the ground-truth, through iteration. The procedure updates the 2D aberration by minimizing a scalar sum squared error (SSE), which is overlaid. The SSE aggregates deviations in the image plane alone. A corrected image has nonnegative values in the annular foreground and zero values in the background.

The initial guess of the phase aberration is a zero matrix. With it, the optimization converges toward a local minimum at which, although the phase aberration differs (not shown) from the initial random one, the problem is adequately solved, at least in terms of diffraction ring and exoplanet visibility.

In practice, a multistep computing problem is solveable only if it requires a reasonable amount

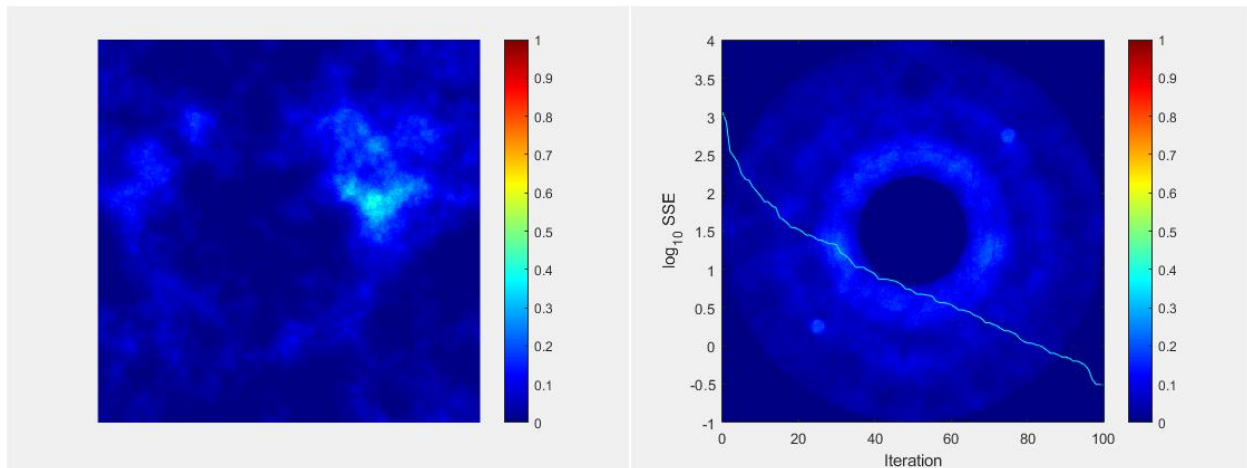


Fig. 2. Input (left) and output (right) images of an enhancement. A model-based approach addresses an unknown phase aberration in the pupil plane (Fourier domain) by minimizing an image-plane SSE. Nonzero background, and negative foreground, pixels define the SSE (right overlay). Diffraction rings and twin exoplanets become visible in the annular foreground when the 2D phase aberration is adequately corrected. Before display, pixel values are squared.

of processing time, measurable in seconds (s), and a reasonable amount of memory space, measurable in bytes (B) of random access memory (RAM), to solve it. For desktop computing, reasonable space means the RAM of a personal computer (PC) suffices for the image resolution, 401×401 pixels, at hand. Reasonable time means a fractional second per step suffices on the PC at hand, a Dell Latitude E7450 with 8 GB of RAM, for the same.

An accurate and efficient SSE software function is required for dimension sizes of interest, given a phase aberration, plus the same for first and second SSE derivatives with respect to the 2D aberration. Otherwise, the optimization may fail, due to numerical errors in approximations of the first derivative, the gradient, or may not succeed in reasonable time, due to higher-order curvature not captured without a second derivative, the Hessian, or second-derivative information, a Hessian multiply function (HMF). The RT algebra enables accurate and efficient SSE, gradient, and HMF functions in MATLAB.

Figures 3 and 4 report the compute time and memory space required, versus the number of pixels, by functions written to determine the SSE only, the SSE and the gradient, or the HMF only. Compute time, averaged over multiple invocations with a `for` loop, is measured using `kernel tic` and `toc` functions. Using `kernel whos` and `sum` functions, invoked with negligible overhead, the same MATLAB implementation totals and returns memory space reused by the written functions.

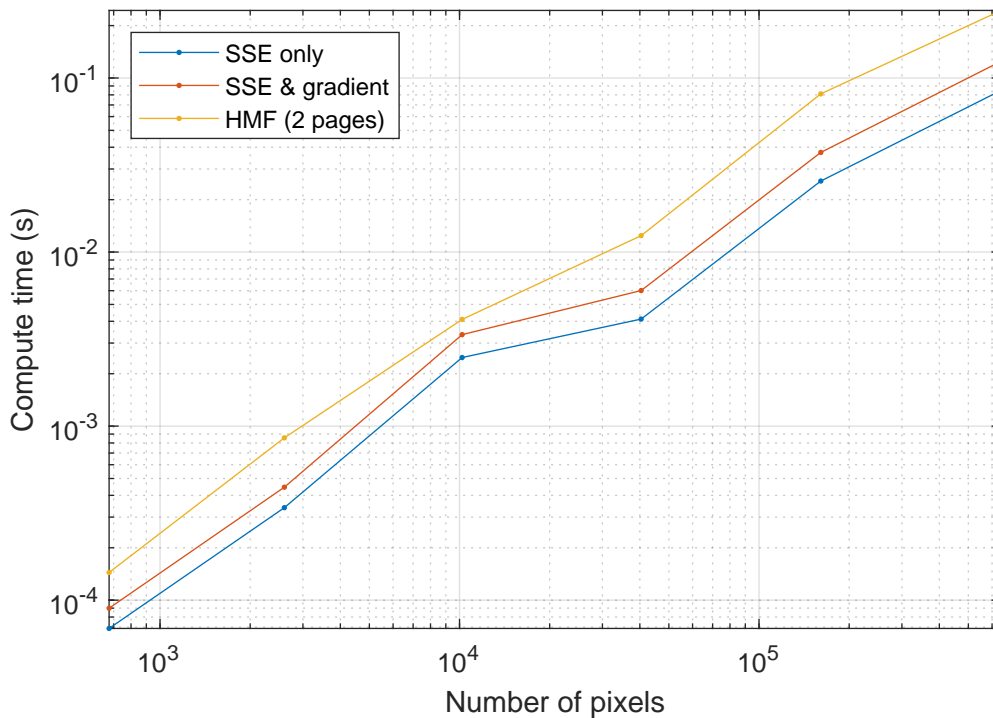


Fig. 3. Compute time for imaging example (multiple scales). For an $M \times N$ problem, computing first (gradient) and second (HMF) derivatives of the scalar SSE, with respect to an $M \times N$ matrix (phase aberration in Fourier domain), is asymptotically equivalent to computing the SSE alone, thanks to time efficiencies of a model-based solution derived with the RT algebra.

In MATLAB, the SSE, the gradient, and the HMF may be represented, without the RTToolbox, by a scalar, a 2D array, and a 3D array. Like the gradient, the HMF is not computed with every SSE computation. When computed, HMF time-and-space requirements per page are multiplied by the number of pages. This number, automatically chosen by an Optimization Toolbox routine, `fminunc`, appeared to be small enough, about two, for the SSE to be suitably minimized, as shown in Figure 2, in reasonable time and space overall.

B. Scalar Error

The image enhancement input is an $M \times N$ aberrated image, \mathbf{X}^a . One defines a scalar SSE function in the image plane, an inverse Fourier domain, with a model. Corresponding to an SSE minimum, the image enhancement output is an $M \times N$ corrected image, \mathbf{X}^t , an estimate of the ground-truth. Figure 2 shows the images, \mathbf{X}^a and \mathbf{X}^t , after entrywise squares.

To formulate the corrected image, initially unknown, one models an optical system having an

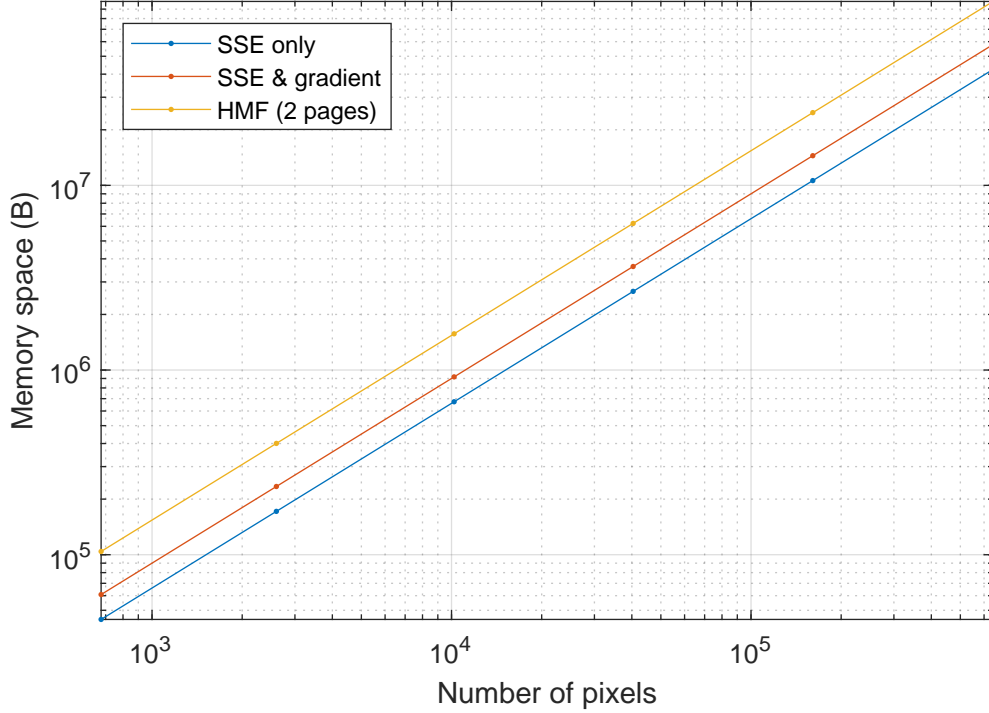


Fig. 4. Memory space for imaging example (multiple scales). For an $M \times N$ problem, computing first (gradient) and second (HMF) derivatives of the scalar SSE, with respect to an $M \times N$ matrix (phase aberration in Fourier domain), is asymptotically equivalent to computing the SSE alone, thanks to space efficiencies of a model-based solution derived with the RT algebra.

entrywise $M \times N$ phase aberration, Φ , in the pupil plane, a Fourier domain:

$$\mathbf{Y}^a = \mathbf{U}\mathbf{X}^a\mathbf{V}^T, \quad (44)$$

$$\mathbf{Y}^t = \mathbf{Y}^a \circ \exp(j\Phi), \quad (45)$$

$$\mathbf{X}^t = \frac{1}{MN} \bar{\mathbf{U}}^T \mathbf{Y}^t \bar{\mathbf{V}}. \quad (46)$$

Thus, given an aberration, Φ , the corrected image's 2D DFT, \mathbf{Y}^t , is found from the 2D DFT, \mathbf{Y}^a , of the aberrated image, \mathbf{X}^a . An inverse 2D DFT yields a corrected image, \mathbf{X}^t .

The 1D DFT operators, \mathbf{U} and \mathbf{V} , model an (inverse) 2D DFT via matrix multiplication. For an $M \times N$ matrix, \mathbf{X} , in the image plane and its $M \times N$ counterpart, \mathbf{Y} , in the pupil plane, the operators are matrices having dimension sizes $M \times M$ and $N \times N$, respectively. Each entry of the first operator, \mathbf{U} , is a complex number whose exponent varies with row and column positions

of an integer outer product, $\mathbf{k}\mathbf{k}^T$, modulo M :

$$\mathbf{U} = \exp(-j2\pi\mathbf{K}/M), \quad (47)$$

$$\mathbf{K} = \mathbf{k}\mathbf{k}^T \pmod{M}, \quad (48)$$

$$\mathbf{k}^T = [0 \quad \dots \quad M-1]. \quad (49)$$

The second operator, \mathbf{V} , is defined similarly. The conjugate transpose of an operator gives its inverse, where a dimension size, M or N , provides the scale needed for an identity:

$$\frac{1}{M}\bar{\mathbf{U}}^T\mathbf{U} = \mathbf{I}. \quad (50)$$

By the problem definition, the aberrated image, \mathbf{X}^a , is real, and so is the corrected image, \mathbf{X}^t . Thus, the complex-valued 2D DFT, \mathbf{Y}^a , exhibits a phase symmetry. The 2D DFT of the corrected image, \mathbf{Y}^t , differs only in phase due to an offset. Therefore, for the corrected image to be real, there is an implied symmetry constraint on the phase aberration, Φ . Discarding the imaginary part, after an inverse 2D DFT, deals with round-off error issues that may arise in practice:

$$\mathbf{X}^t = \frac{1}{MN} \text{Re}\{\bar{\mathbf{U}}^T\mathbf{Y}^t\bar{\mathbf{V}}\}. \quad (51)$$

To correct the aberrated image, one requires *a priori* information, in this case *occultation*. The corrected image, when occulted, defines background and foreground errors, \mathbf{X}^b and \mathbf{X}^f , that are known to be zero in the ground-truth case:

$$\mathbf{X}^b = \mathbf{W}^b \circ \mathbf{X}^t, \quad (52)$$

$$\mathbf{X}^f = \mathbf{W}^f \circ \mathbf{X}^t, \quad (53)$$

$$\mathbf{W}^f = (\mathbf{1} - \mathbf{W}^b) \circ u(-\mathbf{X}^t). \quad (54)$$

The occultation mask, \mathbf{W}^b , is an input of the image enhancement. For the example, it is zero at each pixel inside an annulus and one outside it. Note the entrywise product model.

Background and foreground errors test for deviant pixel values, where entries of background and foreground masks, \mathbf{W}^b and \mathbf{W}^f , are one, respectively. The masks are not complementary because a step function, u , filters out nonnegative values in the foreground. However, as the masks are orthogonal, they may be added to help formulate a single error image:

$$\mathbf{X}^e = (\mathbf{W}^b + \mathbf{W}^f) \circ \mathbf{X}^t. \quad (55)$$

If the error image, \mathbf{X}^e , deviates from a zero matrix then an aberration, Φ , requires correction. Thus, the SSE is defined as the inner product, E , of the error image with itself:

$$E = \bar{\mathbf{X}}^e \bullet \mathbf{X}^e. \quad (56)$$

C. Gradient Matrix

At a minimum of the SSE, its gradient, ∇E , with respect to the phase aberration, Φ , vanishes. To avoid differentiating a matrix, \mathbf{X}^e , with respect to a matrix, the model employs a degree-two scalar equivalent, ϕ , of the phase aberration:

$$\nabla E = (g^{ij} + \bar{g}^{ij}) \mathbf{e}_i \mathbf{e}_j^T, \quad (57)$$

$$g_{ij} = \frac{\partial \bar{\mathbf{X}}^e}{\partial \phi^{ij}} \bullet \mathbf{X}^e, \quad (58)$$

$$\Phi = \phi^{ij} \mathbf{e}_i \mathbf{e}_j^T. \quad (59)$$

Degree-one basis operators, \mathbf{e} and \mathbf{e}^T , are column and row vectors, each with one nonzero, equal to one, whose vector index corresponds to the tensor index. When the error image, \mathbf{X}^e , is zeroed, the gradient of the SSE is also zeroed.

The gradient matrix, ∇E , appears to depend on an infinite-valued Dirac delta function, δ , the derivative of a Heaviside step function, u , which is discontinuous at the origin. First, the partial derivative of the error image, \mathbf{X}^e , is expanded:

$$\frac{\partial \mathbf{X}^e}{\partial \phi^{ij}} = \frac{\partial \mathbf{W}}{\partial \phi^{ij}} \circ \mathbf{X}^t + \mathbf{W} \circ \frac{\partial \mathbf{X}^t}{\partial \phi^{ij}}, \quad (60)$$

$$\mathbf{W} = \mathbf{W}^b + (\mathbf{1} - \mathbf{W}^b) \circ u(-\mathbf{X}^t), \quad (61)$$

where the sum, \mathbf{W} , of background and foreground masks, \mathbf{W}^b and \mathbf{W}^f , is given a symbol. A problematic partial derivative term, which could be infinite valued, is then expanded:

$$\frac{\partial \mathbf{W}}{\partial \phi^{ij}} \circ \mathbf{X}^t = (\mathbf{1} - \mathbf{W}^b) \circ \frac{\partial u(-\mathbf{X}^t)}{\partial \phi^{ij}} \circ \mathbf{X}^t, \quad (62)$$

$$\frac{\partial u(-\mathbf{X}^t)}{\partial \phi^{ij}} = \delta(-\mathbf{X}^t) \circ -\frac{\partial \mathbf{X}^t}{\partial \phi^{ij}}. \quad (63)$$

Regrouping factors of the expanded derivative, via association and commutation properties of entrywise matrix products, an identity applies. It ensures a zero problematic derivative, via even and sifting properties of the Dirac delta function:

$$\delta(\pm \mathbf{X}^t) \circ \mathbf{X}^t = \mathbf{0}. \quad (64)$$

After eliminating the problematic derivative, a degree-two scalar, g , that defines the gradient, ∇E , is rewritten, thanks to an inner, entrywise, and outer product identity and the result, \mathbf{W} , of an implied entrywise mask product, $\mathbf{W} \circ \mathbf{W}$:

$$g_{ij} = \left(\mathbf{W} \circ \frac{\partial \bar{\mathbf{X}}^t}{\partial \phi^{ij}} \right) \bullet \mathbf{X}^e, \quad (65)$$

$$= \frac{\partial \bar{\mathbf{X}}^t}{\partial \phi^{ij}} \bullet (\mathbf{W} \circ \mathbf{X}^e), \quad (66)$$

$$= \frac{\partial \bar{\mathbf{X}}^t}{\partial \phi^{ij}} \bullet \mathbf{X}^e. \quad (67)$$

Required for simplification, the inner, entrywise, and outer product identity is derived by considering an equivalent scalar expression that facilitates commutation and association:

$$g_{ij} = \left(w_{kl} \frac{\partial \bar{x}_{kl}^t}{\partial \phi^{ij}} \right) x_e^{kl}, \quad (68)$$

$$= \frac{\partial \bar{x}_{kl}^t}{\partial \phi^{ij}} (w^{kl} x_e^{kl}). \quad (69)$$

Subsequently, using the inverse 2D DFT model, the partial derivative of the corrected image, \mathbf{X}^t , with respect to the degree-two scalar aberration, ϕ , is expanded as follows:

$$\frac{\partial \mathbf{X}^t}{\partial \phi^{ij}} = \frac{1}{MN} \bar{\mathbf{U}}^T \frac{\partial \mathbf{Y}^t}{\partial \phi^{ij}} \bar{\mathbf{V}}, \quad (70)$$

$$\frac{\partial \mathbf{Y}^t}{\partial \phi^{ij}} = \mathbf{Y}^t \circ \mathcal{J} \frac{\partial \Phi^t}{\partial \phi^{ij}}, \quad (71)$$

$$\frac{\partial \Phi^t}{\partial \phi^{ij}} = \mathbf{e}_i \mathbf{e}_j^T. \quad (72)$$

Similar to the nonconjugate case, the partial derivative of the corrected image's conjugate, $\bar{\mathbf{X}}^t$, with respect to the degree-two scalar aberration, ϕ , may be expressed as follows:

$$\frac{\partial \bar{\mathbf{X}}^t}{\partial \phi^{ij}} = \frac{-\mathcal{J}}{MN} \mathbf{U}^T (\bar{\mathbf{Y}}^t \circ \mathbf{e}_i \mathbf{e}_j^T) \mathbf{V}. \quad (73)$$

To simplify this expression, as follows, the enclosed matrix, \mathbf{Y}^t , converts to an equivalent degree-two scalar, y^t :

$$\mathbf{Y}^t \circ \mathbf{e}_i \mathbf{e}_j^T = y_{ij}^t \mathbf{e}_i \mathbf{e}_j^T. \quad (74)$$

As a scalar, of any degree, may be factored out of a multi-operand product, the partial derivative simplifies:

$$\frac{\partial \bar{\mathbf{X}}^t}{\partial \phi^{ij}} = \frac{-\mathcal{J}}{MN} \bar{y}_{ij}^t \mathbf{U}^T \mathbf{e}_i \mathbf{e}_j^T \mathbf{V}. \quad (75)$$

Thus, the degree-two scalar, g , may be expressed in terms of another degree-two scalar, denoted y^e , as follows:

$$g_{ij} = \frac{-J}{MN} \bar{y}_{ij}^t y_{ij}^e, \quad (76)$$

$$y_{ij}^e = (\mathbf{U}^T \mathbf{e}_i \mathbf{e}_j^T \mathbf{V}) \bullet \mathbf{X}^e. \quad (77)$$

By replacing the basis operators, \mathbf{e} and \mathbf{e}^T , the 1D DFT operators, \mathbf{U} and \mathbf{V} , and the error image, \mathbf{X}^e , with equivalent degree-two scalars, including Dirac symbols, δ , the following reformulation arises, thanks to the RT algebra:

$$y_{ij}^e = (u_{\alpha k} \delta_i^\alpha \delta_j^\beta v_{\beta \ell}) x_e^{k\ell}, \quad (78)$$

$$= u_{ik} x_e^{k\ell} v_{j\ell}. \quad (79)$$

If each degree-two scalar, e.g., x_e , is now replaced with its equivalent matrix, i.e., \mathbf{X}^e , a hidden 2D DFT reveals:

$$\mathbf{G} = \frac{-J}{MN} \bar{\mathbf{Y}}^t \circ \mathbf{Y}^e, \quad (80)$$

$$\mathbf{Y}^e = \mathbf{U} \mathbf{X}^e \mathbf{V}^T. \quad (81)$$

Consequently, the matrix equivalent, \mathbf{G} , of the degree-two scalar, g , is directly proportional to an entrywise product, in the Fourier domain with one operand conjugated, of the corrected image, \mathbf{X}^t , and the error image, \mathbf{X}^e . As the gradient matrix, ∇E , equals twice the real part, $\text{Re}\{\mathbf{G}\}$, of this equivalent, its final formulation proves to be relatively simple:

$$\nabla E = \mathbf{G} + \bar{\mathbf{G}}, \quad (82)$$

$$= \frac{2}{MN} \text{Im}\{\bar{\mathbf{Y}}^t \circ \mathbf{Y}^e\}. \quad (83)$$

D. Hessian Function

For the phase aberration correction problem, once the SSE and its gradient are formulated, one may attempt to construct a solution using an established routine, like `fminunc` from MATLAB's Optimization Toolbox. This function offers the user a choice between quasi-Newton and trust-region algorithms. Because the former proves too slow even on small-format test cases, all simulations employ the latter. With the quasi-Newton algorithm, the gradient is actually optional. With the trust-region algorithm, the gradient is required.

Asymptotically, it takes equal time and space to construct the SSE and gradient as the SSE alone. Using explicit DFT operators, either takes $O(M^2N + MN^2)$ time and $O(MN)$ space. Each DFT operator represents a Fourier transform, or its inverse, as matrix multiplication. One need not construct the operator, a useful formalism, as the FFT constructs a DFT faster. Using 2D FFTs, the SSE and gradient or the SSE only takes $O(MN \log MN)$ time and $O(MN)$ space.

Non-asymptotically, it takes longer to compute the SSE and gradient than it does to compute the SSE alone. Yet without the gradient, on small-format test cases, the trust-region algorithm was too slow. For medium and large-format test cases, even the benefit of an explicit first-order partial derivative, the gradient, was insufficient. For a practical solution, an implicit second-order partial derivative, an HMF, was needed. The RT algebra helps to formulate and simplify the desired HMF.

On one hand, the Hessian, \mathbf{H} , of the scalar SSE, E , is a degree-two matrix that requires at least $O(M^2N^2)$ space and, therefore, time to construct, even with FFT acceleration:

$$\mathbf{H}_{ij} = \frac{\partial \nabla E}{\partial \phi^{ij}}. \quad (84)$$

On the other hand, the HMF, \mathbf{F} , is a degree-one matrix that requires at least $O(MNP)$ space and time to construct, where the dimension size, P , refers to a third index, k , of a phase step, $\Delta\phi$, a degree-three, not a degree-two, scalar here:

$$\mathbf{F}_k = \mathbf{H}_{ij} \Delta\phi_k^{ij}. \quad (85)$$

According to details of the trust-region algorithm, the HMF is computed occasionally only after a gradient computation. Referring to 2D DFTs, \mathbf{Y}^t and \mathbf{Y}^e , of corrected and error images, \mathbf{X}^t and \mathbf{X}^e , the HMF is readily expanded:

$$\mathbf{F}_k = \frac{2}{MN} \text{Im} \left\{ \frac{\partial \bar{\mathbf{Y}}^t}{\partial \phi^{ij}} \circ \mathbf{Y}^e + \bar{\mathbf{Y}}^t \circ \frac{\partial \mathbf{Y}^e}{\partial \phi^{ij}} \right\} \Delta\phi_k^{ij}, \quad (86)$$

$$= \frac{2}{MN} \text{Im} \{ \Delta \bar{\mathbf{Y}}_k^t \circ \mathbf{Y}^e + \bar{\mathbf{Y}}^t \circ \Delta \mathbf{Y}_k^e \}, \quad (87)$$

where HMF components, $\Delta \bar{\mathbf{Y}}^t$ and $\Delta \mathbf{Y}^e$, represent a sequence of 2D DFT increments, with one of them conjugated. The first HMF component, $\Delta \mathbf{Y}_k^t$, is also readily formulated:

$$\Delta \mathbf{Y}_k^t = (\mathbf{Y}^t \circ j \mathbf{e}_i \mathbf{e}_j^T) \Delta \phi_k^{ij}, \quad (88)$$

$$= j \mathbf{Y}^t \circ \Delta \Phi_k, \quad (89)$$

$$\Delta \Phi_k = \Delta \phi_k^{ij} \mathbf{e}_i \mathbf{e}_j^T, \quad (90)$$

where the degree-three scalar, $\Delta\phi$, is replaced with an equivalent degree-one matrix, $\Delta\Phi$. The incremental time and space cost of constructing this conversion, if it were actually needed beyond a formalism, can be made practically zero.

The second HMF component, $\Delta\mathbf{Y}^e$, is partially formulated by revealing a sequence of 2D DFTs as follows:

$$\Delta\mathbf{Y}_k^e = \left(\mathbf{U} \frac{\partial \mathbf{X}^e}{\partial \phi^{ij}} \mathbf{V}^T \right) \Delta\phi_k^{ij}, \quad (91)$$

$$= \mathbf{U} \Delta\mathbf{X}_k^e \mathbf{V}^T, \quad (92)$$

$$\Delta\mathbf{X}_k^e = \left(\mathbf{W} \circ \frac{\partial \mathbf{X}^t}{\partial \phi^{ij}} \right) \Delta\phi_k^{ij}, \quad (93)$$

$$= \mathbf{W} \circ \Delta\mathbf{X}_k^t. \quad (94)$$

To complete the formulation, a sequence of inverse 2D DFTs of the first HMF component, $\Delta\mathbf{Y}_k^t$, is revealed:

$$\Delta\mathbf{X}_k^t = \left\{ \frac{J}{MN} \bar{\mathbf{U}}^T (\mathbf{Y}^t \circ \mathbf{e}_i \mathbf{e}_j^T) \bar{\mathbf{V}} \right\} \Delta\phi_k^{ij}, \quad (95)$$

$$= \frac{J}{MN} \bar{\mathbf{U}}^T (\mathbf{Y}^t \circ \Delta\Phi_k) \bar{\mathbf{V}}, \quad (96)$$

$$= \frac{1}{MN} \bar{\mathbf{U}}^T \Delta\mathbf{Y}_k^t \bar{\mathbf{V}}. \quad (97)$$

Thanks to the RT algebra, the HMF asymptotically requires, with 2D FFTs, $O(MNP \log MN)$ time and $O(MNP)$ space to compute. This asymptotic complexity is directly proportional by a factor, P , to that of the gradient. The incremental time-and-space complexity of computing the HMF, \mathbf{F} , with the gradient, ∇E , is $O(1)$ asymptotically if P , which depends on the optimization routine, `fminunc`, is bounded above.

E. Implementation Details

Figures 5 and 6 summarize the phase aberration correction solution. These figures give MATLAB functions to compute the SSE, its gradient, and its HMF, with software statements cross-referenced to algebraic equations. The code also shows how to compute a corrected image, \mathbf{X}^t , from the aberrated image, \mathbf{X}^a , and an optimizable phase aberration, Φ .

The MATLAB functions, `ssefun` and `hessmfun`, do not require the RTToolbox. However, they exploit efficiencies derived using the RT algebra. Figures 5 and 6 clarify the 2D (inverse) DFTs revealed after algebraic manipulations that involved purely numeric aspects of tensor

```

function [E,GrE,Xt] = ssefun(Ph,Xa,Wb)


---


Ya = fft2(Xa); % (44)
Yt = Ya.*complex(cos(Ph),sin(Ph)); % (45)
Xt = real(ifft2(Yt)); % (51)
Wf = ~Wb & Xt < 0; % (54)
Xe = (Wb | Wf).*Xt; % (55)
if nargout > 1
    MN = numel(Xt);
    Ye = fft2(Xe); % (81)
    GrE = 2/MN*imag(conj(Yt).*Ye); % (83)
end
Xe = Xe(:);
E = Xe'*Xe; % (56)

```

Fig. 5. Model-based SSE and gradient. Developed for the imaging application, this MATLAB function's output arguments are the SSE, E , the SSE gradient, ∇E , and a corrected image, \mathbf{X}^t . Its input arguments are a phase aberration, Φ , the aberrated image, \mathbf{X}^a , and the occultation (background) mask, \mathbf{W}^b .

operands, some nonzero degree. The dual-variant index notation excelled on a variety of inner, entrywise, outer, and mixed products.

Where one of two operands is multipage, a 3D array, the HMF, `hessmfun`, leverages EMV broadcasting. An operator, `.*`, enables entrywise products with pagewise broadcasting. The HMF uses pagewise kernel routines, `fft2` and `ifft2`, also. Thus, the example motivates nonscalar and broadcasting extensions of Ricci notation featured by the RT algebra.

IV. TENSOR SOFTWARE

Table I introduces the RTToolbox. Together with the classes and functions of the MATLAB kernel, compiled or interpreted, the RTToolbox defines the RT software. First, this section offers a design overview of `tensor` objects. Next, it addresses `index` objects, which play a critical role in parsing a dual-variant index notation. Finally, key problems and solutions, contrasted with closest equivalents of the NT software, are summarized for unary, binary, and N -ary operations.

```

function F = hessmfun(Xt, DPh, Wb)


---


Yt = fft2(Xt); % (45)
W = Wb | (~Wb & Xt < 0); % (61)
Ye = fft2(W.*Xt); % (55) & (81)
[M,N] = size(Xt);
DPh = reshape(DPh,M,N, []);
MN = numel(Xt);
DYt = 1j*(Yt.*DPh); % (89)
DXt = real(ifft2(DYt)); % (97)
DYe = fft2(W.*DXt); % (94) & (92)
DYY = imag(conj(DYt).*Ye); % (87)
YDY = imag(conj(Yt).*DYe); % (87)
F = 2/MN*(DYY+YDY); % (87)
F = reshape(F,MN,P);

```

Fig. 6. Model-based multipage HMF. Invoked occasionally after another function, `ssefun`, this MATLAB function's output argument is the HMF, \mathbf{F} . Its input arguments are a corrected image, \mathbf{X}^1 , a multipage phase aberration step, $\Delta\Phi$, and the occlusion mask, \mathbf{W}^b . Some lines use broadcasting.

A. Tensor Objects

Table II summarizes the `tensor` class. Apart from the first group, constructor aside, and `isequal`, all methods return a `tensor` object. Table III presents excerpts, cross-referenced to equations, from selected unit tests of class `tensor`.

A `tensor` object has two protected properties, `indices` and `entries`, which the `index` and `entry` methods offer a copy of, respectively. The `indices` property is a row vector, possibly empty, of class `index`. The `entries` property must be a non-tensor array, an MDA, usually of class `double` or `logical`, the only classes represented in unit tests.

For a `tensor` object, the `degree` method returns the number of indices, i.e., the `numel` of the `indices` property, and the `ndims` method returns the number of dimensions, i.e., the `ndims` of the `entries` property. Because first and second dimensions are MDA rows and columns, the `degree` is at least two less than the `ndims` of a `tensor` object.

The one-argument constructor returns a `tensor` object, whose `entries` and `degree`

TABLE I

COMPOSITION OF THE RTTOOLBOX. THE RT SOFTWARE IS DEFINED AS THE RTTOOLBOX, COMPRISING `TENSOR` AND `INDEX` CLASSES, `PAGEWISE` FUNCTIONS, AND UNIT TESTS, AND THE MATLAB KERNEL. TOGETHER, THEY NATURALLY EXPRESS AND COMPUTE THE RT ALGEBRA. THERE ARE NO DEPENDENCIES ON OTHER TOOLBOXES (OR LIBRARIES).

M-file	Summary	Note
<code>tensor.m</code>	Definition of <code>tensor</code> objects	Table II
<code>tensorTest.m</code>	Tests of <code>tensor</code> objects	Table III
<code>index.m</code>	Definition of <code>index</code> objects	Table IV
<code>indexTest.m</code>	Tests of <code>index</code> objects	Table V
<code>pagetrace.m</code>	Pagewise trace function	Figure 7
<code>pagediag.m</code>	Pagewise diag function	-
<code>pagehorzcat.m</code>	Pagewise horzcat function	Figure 7
<code>pagevertcat.m</code>	Pagewise vertcat function	-
<code>pagecat.m</code>	Pagewise cat function	-

equal the non-`tensor` argument and its `ndims` minus two. A corresponding `index` object is constructed and assigned to the `indices`. A zero-argument, or default, constructor returns a `tensor` object of degree zero with empty `entries` and `indices`.

The last constructor form enables a `tensor` object of specifiable `indices` and `degree`, in addition to `entries`. A first non-`tensor` argument is assigned to the `entries`. Additional arguments must be `index` scalars or row vectors. The concatenated `index` arguments, extended if the result is too short compared to `ndims` minus two of the `entries`, is assigned to the `indices`. The `degree` exceeds `ndims` minus two when `index` arguments suffice to address trailing singleton (size one) dimensions of the `entries`.

Additional methods, `numel` and `length`, return the product of all dimension sizes and the size of the largest non-singleton dimension, respectively. They equal the `numel` and `length` of the `entries`. The `size` method invokes the `size` function, passing along parameters, on the `entries`. When all parameters are `index` objects, they convert first to numbers that address MDA dimensions. The `end` method, needed for subscripting operations, `(,)` and `(,)=`, with numeric subscripts, requires `builtin` to invoke the `end` function on the `entries`, as `end` is also a keyword.

The RT software uses `index` objects with a logical NOT operator to represent false-variant indices as subscripts, alongside true-variant ones. Whereas Table III suggests `index` subscripts

TABLE II

TENSOR OBJECT CLASS DEFINITION. FAVOURING SIMPLICITY, THIS RELEASE OF THE `TENSOR` CLASS HAS A CONSTRUCTOR AND JUST THESE PUBLIC METHODS, INCLUDING OVERLOADED OPERATORS. ORDINARY METHODS ARE GROUPED TO FURTHER SIMPLIFY THE DISCUSSION.

Public methods (<code>tensor</code> class)
<p>Constructor, <i>etc.</i></p> <p><code>tensor (0, 1, 2+ args in)</code>, <code>index</code>, <code>entry</code>, <code>degree</code>, <code>ndims</code>, <code>numel</code>, <code>length</code>, <code>size</code>, <code>end ((,))</code></p> <p>Unary operations</p> <p><code>subsref ((,))</code>, <code>sum</code>, <code>permute</code>, <code>uminus (-)</code>, <code>uplus (+)</code>, <code>conj</code>, <code>not (~)</code>, <code>abs</code>, <code>log</code>, <code>round</code>, <code>transpose (.)'</code>, <code>ctranspose (')</code>, <code>trace</code>, <code>diag</code></p> <p>Binary operations</p> <p><code>subsasgn ((,)=)</code>, <code>plus (+)</code>, <code>minus (-)</code>, <code>eq (==)</code>, <code>ne (~=)</code>, <code>lt (<)</code>, <code>gt (>)</code>, <code>le (<=)</code>, <code>ge (>=)</code>, <code>and (&)</code>, <code>or ()</code>, <code>times (.*)</code>, <code>ldivide (.\)</code>, <code>rdivide (./)</code>, <code>power (.^)</code>, <code>mtimes (*)</code>, <code>mldivide (\)</code>, <code>mrdivide (/)</code></p> <p><i>N</i>-ary operations</p> <p><code>horzcat ([,])</code>, <code>vertcat ([;])</code>, <code>cat</code>, <code>isequal</code></p>

are always required for nonzero-degree `tensor` expressions, the RT software enables a context-dependent `index`-free notation compatible with the RT algebra. For example, the inner product of an any-degree vector, `x`, with itself has a simpler form, `x' * x`, than the one shown. A `tensor` object always has `indices`, which may be specified or returned upon construction. Expressions that yield `tensor` results imply associated `indices` in predictable ways.

B. Index Objects

Table IV summarizes the constructor and ordinary methods, including overloaded operators, of the `index` class. Table V presents selected unit tests of class `index`. When a `tensor` object is constructed, its `indices` may be simultaneously dealt, as one or more `index` objects, to extra output arguments on the left-hand side (LHS) of an assignment.

A scalar `index` is constructed as follows. The object has two protected properties, `tilde`, itself an `index` object, and `state`, a logical variable. The `tilde` property of the `index` object's `tilde` property equals the `index` object itself. Moreover, the `state` of the `index` object and the `state` of its `tilde` property are always complementary. Upon construction,

TABLE III

TENSOR OBJECT UNIT TESTS. INCLUDED WITH THE RTTOOLBOX, THE `TENSOR` OBJECT UNIT TESTS ARE CHOSEN FOR THEIR USE-CASE VALUE. TO ILLUSTRATE PROGRAMMATIC EFFICIENCY, SOFTWARE EXPRESSIONS ARE CROSS-REFERENCED TO EQUIVALENT ALGEBRAIC EXPRESSIONS. HERE, DN MEANS ANY-DEGREE AND D# MEANS DEGREE-#.

Algebraic expression (ref.)	Software expression
Inner product, D1 scalar (5)	<code>a(i)*b(i)*c(~i)</code>
Entrywise product, D1 scalar (7)	<code>a(i)*b(i)*c(i)</code>
Outer product, D1 scalar (9)	<code>a(i)*b(j)*c(k)</code>
Entrywise relation, D2 scalar (13)	<code>y(i,~j) ~ = y(~j,i)</code>
Permute and copy, D2 scalar (15)	<code>z(i,~j) = y(~j,i)</code>
Left division, D2 scalar (20)	<code>A(1,lp)\b(i,lp)</code>
Mixed product, D2 scalar (21)	<code>A(1,lp)*u(i,~l)</code>
Outer addition, D1 scalar (39)	<code>log(c(j)+x(i))</code>
Mixed product, D2 matrix (22)	<code>A(i,~j)*B(i,~j)</code>
Trace contraction, D2 matrix (25)	<code>trace(C(i,~i))</code>
Diagonal attraction, D2 matrix (27)	<code>diag(C(i,i))</code>
Inner product, DN vector (29)	<code>x(~k)'*x(~k)</code>
Col. concatenation, D1 vector (37)	<code>[ones(M,1) abs(c(i))]</code>
Row concatenation, D1 vector (37)	<code>[b(j).' ; ones(1,N)]</code>
Outer relation, D1 vector (38)	<code>A(i,~j) >= b(j).'</code>
Index concat., D2 matrix (40)	<code>cat(j,A(i,j),B(j,k))</code>

TABLE IV

INDEX OBJECT CLASS DEFINITION. HAVING FEW OF ITS OWN METHODS, THE `INDEX` CLASS INHERITS PASS-BY-REFERENCE COPYING AND (IN)EQUALITY OPERATORS FROM THE `HANDLE` CLASS. INHERITANCE ENABLES USE OF SET-THEORETIC FUNCTIONS EXPLOITED BY THE `TENSOR` CLASS TO PARSE AN EXTENDED RICCI NOTATION.

Public methods (<code>index</code> class)
Constructor, <i>etc.</i>
<code>index(0, 1 args in), deal</code>
Unary methods
<code>logical, true, false, not (~)</code>

they are `true` and `false`, respectively. The constructor accomplishes this feat thanks in part to inheritance of the `handle` class and also via one-level recursion. A `handle` object resembles a `void` pointer in C/C++.

For a scalar `index` object, the `logical` method returns its state property (class `logical`)

TABLE V

UNIT TESTS OF INDEX OBJECTS. EACH ENTRY OF AN INDEX OBJECT, WHICH MAY BE A VECTOR, EXPRESSES A TRUE-VARIANT OR FALSE-VARIANT STATE. THESE TESTS ILLUSTRATE: (1) A SCALAR INDEX, (2) A VECTOR INDEX, (3) A ONE-STEP DEAL, (4) A WITH-TENSOR CONSTRUCTION, AND (5) A CAST-TO-LOGICAL.

```

%% Test1
k = index;
assert(isscalar(k))
assert(k ~ = ~k)
assert(k == ~~k)
assert(true(~k) == k)
assert(false(k) == ~k)
%% Test2
k = index(2);
[i,j] = deal(k);
assert(isscalar(i))
assert(isscalar(j))
assert(all(k == [i j]))
%% Test3
[i,j] = index(2);
assert(isscalar(i))
assert(isscalar(j))
%% Test4
sz = [100 100 10];
[A,k] = tensor(rand(sz));
assert(isa(k,'index'))
%% Test5
k = [~index index(2)];
var = logical(k);
ftt = [false true true];
assert(isequal(var,ftt))

```

and the `true` or `false` methods return the index object itself or its tilde property (class `index`), whichever one has a state property equal to logical `true` or `false`, respectively. The NOT operator, overloaded by the `not` method, always returns the tilde property. In this way, respectively, the true-variant, false-variant, or complementary index object is obtained. As with the `logical` method, the `true`, `false`, and `not` methods work entrywise if the index object is nonscalar.

Because it inherits from class `handle`, class `index` does not need a `horzcat` method to enable index object concatenation into a row vector of class `index`. Kernel functions, like `length`, also work as expected. A one-argument form of the `index` constructor accepts a number to construct a row vector of class `index` with `length` equal to that number. The public `deal` method is invoked by the constructor to deal each entry of the row vector to output arguments in sequence. If there are fewer output arguments than the vector `length`, the last output argument is the vector remainder.

Upon construction, entries of an `index` object and their complements are unique, due to the `handle` superclass. Copy assignment, equality, and inequality operators are inherited. Entrywise equality of one `index` object to another, or to its complement via the entrywise NOT operator,

offers a way to identify repeated indices, whether of the same variant or not, in a `tensor` expression. Entrywise relational operators mean that set-theoretic functions like `ismember` and `unique`, which invoke a kernel `sort`, may be used with the `index` objects. As they are currently an interpreted part of the kernel, set-theoretic functions incur abstraction penalties.

The NT software uses template metaprogramming (LibNT), character vectors (NTToolbox), and counters (LibNT and NTToolbox) to parse the multi-variant indices with underline notation of the NT algebra. In contrast, each `index` object of the RT software always has only two variants and, with the `tensor` class, the `index` class helps to parse overscript bar notation, which can represent superscript/subscript notation with dot spacers as required, of the RT algebra.

C. Unary Operations

A `tensor` may be subscripted with `index`, numeric, or other objects on the right-hand side (RHS) or LHS of an (implied) assignment via overloaded `subsref` and `subsasgn` operators, respectively. Enclosing comma-separated subscripts in parentheses, the `subsref` operator is considered a unary operator on the `tensor` the parentheses follow. The `subsasgn` operator is considered a binary operator where one operand is the `tensor` the parentheses follow, on the LHS of the assignment, and the other operand is the result of an expression, on the RHS of the assignment.

When the `subsref` method is invoked, either all or none of the subscripts must be `index` objects. In the second case, the result of the `subsref` expression is an equivalent `subsref` expression applied to the `entries` of the `tensor`. The first case invokes a `simplify` method or throws an error. To avoid the runtime error, there must be at least as many indices, when subscripts are concatenated, as the `degree` of the `tensor`. Extra indices address trailing singleton dimensions of the `entries` and increase the `degree` of the `tensor` result. This feature supports a variety of outer operations.

The protected `simplify` method does two things. First, for each set of indices that match, irrespective of variants, an attraction is performed. Second, for each set of attracted indices, a contraction is performed if at least one member is of the complementary variant. Attracted indices that are not contracted express unique variants that are determined and assigned within the `indices` property of the returned `tensor`. All attractions are performed via one invocation of a protected method, `select`, that leverages kernel support for linear indexing. All contractions are performed via one invocation of an overloaded and public `sum` method.

After converting `index` arguments to numeric dimensions, the `sum` method invokes a kernel `sum` on the entries of a tensor, passing on arguments. First, a kernel `ismember` tests membership of concatenated `index` arguments in the `indices`, finding dimensions of entries. With the `true` method, the `index` test is done irrespective of variants. Before invoking `sum` on the entries, dimensions from matched indices are increased by two, as first and second dimensions address rows and columns of entries, respectively. Unmatched `index` arguments address trailing singleton dimensions, which always exist, of the entries.

Though the `subsasgn` operator is binary, it relies on the unary `permute` method. The latter requires either all-`index` or all-numeric arguments. Before invoking a kernel `permute` on the entries property, passing along all arguments, the `index` arguments find equivalent numeric dimensions. The `permute` method updates the sequence of returned indices, which make up the `indices` property, to correspond.

In the case where all (other) arguments are `index` objects, when the `permute` method is invoked on a tensor object, a comparison is made between the `indices` property, the old indices, and the `index` arguments, the new indices. All old indices must be retained, variants unchanged. Additional new indices, which find trailing singleton dimensions, are allowed, in which case the degree increases. Each new `index` of a permuted tensor has the variant as specified.

Unlike `subsasgn`, `subsref` never invokes `permute`. A `subsref` operation with `index` subscripts ignores preexisting indices of the tensor operand. Concatenated `index` subscripts simply redefine indices of the returned tensor, notwithstanding contractions and attractions, which eliminate indices, reduce degree, and modify entries.

The remaining unary methods of class `tensor`, operators included, may be divided into entrywise and pagewise groups. Entrywise unary methods, from `uminus` to `round`, apply a corresponding kernel function to the entries property. The `round` method, allowing a precision argument, illustrates a parameterized operation. Parameters are passed unchanged to the kernel function applied to the entries property.

Two pagewise methods, `transpose` and `ctranspose`, invoke kernel `pagetranspose` and `pagectranspose` functions on the entries of a tensor. These functions are like a for loop over third and additional dimensions of the MDA where to each page, a contiguous 2D array of the first two dimensions, a kernel `transpose` or `ctranspose` is applied. Two other kernel functions for 2D arrays, `trace` and `diag`, were likewise extended for MDAs

into `pagetrace` and `pagediag` functions. They are invoked on entries of a tensor by `pagewise trace` and `diag` methods.

D. N-ary Operations

Kernel `horzcat` and `vertcat` functions compute column and row concatenations, respectively, for MDAs. These familiar N -ary operations, for vectors, matrices, and arrays of compatible dimensions, when overloaded by the `tensor` class as `horzcat` and `vertcat` methods, involve N operands at once. Each overloaded method invokes a protected `alignn` method to modify each operand into a suitable MDA prior to a `pagehorzcat` or `pagevertcat` invocation that produces the entries of the initial tensor result. The `alignn` method also supplies the `indices` of the initial result. The final tensor result is produced after contractions, specified by `alignn`, are computed using the `sum` method.

The `alignn` method inputs N and outputs $N + 2$ arguments. For each tensor input only its `entries`, an MDA, is output. Via a kernel `permute`, the MDA is modified so that its dimensions align based on the set-theoretic union, in sequence, of `indices` irrespective of variants. A non-tensor input passes to an output only if it is a 2D array. One additional output is the set-theoretic union of `indices`, variants and left-to-right sequence preserved. If two variants of an `index` appear the leftmost is kept. The second additional output, an `index` vector, specifies which `indices` require summation, i.e., ones where two variants appeared.

To support outer concatenation, possible at non-row/column dimensions, `pagehorzcat` and `pagevertcat` invoke `pagecat` on the N permuted MDAs from the `alignn` method. Corresponding non-singleton dimensions must equate in size except for the dimension at which concatenation is performed. As kernel `horzcat`, `vertcat`, and `cat` do not support outer concatenation, singleton dimensions in the third or higher position are expanded, using one kernel `repmat` per operand, to match expected sizes of corresponding dimensions after concatenation, now performable via a kernel `cat`.

Generalizing concatenation further, the `cat` method implements `index` concatenation. In its `InferiorClasses` list, the `tensor` class includes the `index` class so that the former's `cat` method is invoked in a `cat` expression where the first argument is an `index` object. The `cat` method converts the first argument, as required, into a number that specifies the dimension of concatenation, considering the `alignn` step. Apart from invoking `pagecat` directly, passing

along the dimension of concatenation, the `cat` method is thereafter identical to the `horzcat` and `vertcat` methods.

Like `round`, the `isequal` method features in unit test details. Implementation of `isequal` is similar to `horzcat` and `vertcat`. However, the `isequal` method instead of a `tensor` returns a logical, equal to the result of a kernel `isequal`, also N -ary, invoked instead of `pagehorzcat` or `pagevertcat` on the MDAs from `alignn`. Moreover, instead of contractions the `isequal` method always returns `false` if one operand has an `index` of one variant and another operand has the same of the complementary variant. This result is congruous with how the kernel `isequal` of a column vector and its transpose, a row vector having identical entries in the same sequence, returns `false`.

In theory, MATLAB could invoke a single overloaded method for an N -ary product expression involving a `tensor`. However, it invokes a sequence of binary product methods with a left-to-right precedence rule. Prior to RT software expression, this rule may require modification of an RT algebraic expression. In particular, to express an N -ary inner product over an `index` all but the rightmost operand must have the same variant, `true` or `false`, for that `index`, with only the rightmost operand having a complementary variant.

The NT software has two deviations from its NT algebra. To correctly compute some expressions, one or more sub-expressions have to be enclosed in parentheses and preceded by an extra operator, whose purpose is to decrement internal counters associated with underline-equivalent operators on enclosed indices. For this purpose, the tilde operator is hijacked. Thus, it cannot represent the entrywise NOT of a `DenseNT`, a tensor class of the `NTToolbox`. These deviations represent additional weaknesses, this time from a constructivism angle, of NT underline and multi-variant index formalisms.

E. Binary Operations

When the `subsasgn` method is invoked, for a `tensor` operand on the LHS of an assignment, it provides parameters, namely subscripts of the LHS operand, in addition to the RHS operand. If all subscripts are `index` objects the assignment overwrites the LHS operand with the RHS one after its `permute` method is invoked so that `indices` are in the sequence specified by the LHS subscripts and not the RHS operand, required to be a `tensor`. If the RHS operand is not a `tensor` here, a runtime error results. If all LHS subscripts are numbers, the kernel's

`subsasgn` function is applied to the LHS entries with those subscripts and either the original RHS operand, if not a tensor, or its entries.

Entrywise binary methods, from `plus` to `power` in Table II, each invoke a protected method, `binary`, passing operands along as second and third arguments. The first argument is a handle, e.g., `@plus`, to an entrywise kernel function. Within `binary`, after it invokes a protected `alignn` on the operands, there are two index vectors and two MDAs. To compute initial entries of the final tensor, the entrywise kernel function is applied to the aligned MDAs. With the first index vector from `alignn` as initial indices, an initial tensor is produced using the two-argument constructor. Using the second index vector to specify contractions, the `sum` method is invoked to produce the final tensor.

Remaining binary methods, `mtimes`, `mldivide`, and `mrdivide`, are called *pagewise* because they exploit kernel `pagemtimes`, `pagemldivide`, and `pagemrdivide` functions through protected methods, namely `mbinary`, `mbinary2`, `align2`, and `pageify`. Each pagewise binary method invokes the `mbinary` method with a kernel function handle, e.g., `@pagemtimes`, as the first argument. For computational efficiency, the design involves a minimal number of kernel `reshape` and `kernel permute` invocations.

The pagewise binary methods exploit the *lattice* concept. A lattice is a degree-one matrix represented as a 3D array. The matrix may be vector or scalar, depending on dimension sizes, and there may be one page. Lattices help to realize an arbitrary inner, outer, and entrywise `mtimes` between two tensor operands. Each operand maps (`permute-and-reshape`) to a lattice, **A** or **B**, a lattice product executes as follows, and the lattice result, **C**, maps (`reshape-and-permute`) to a tensor with indices as required by the RT algebra:

$$\mathbf{C}_k = \mathbf{A}_k \mathbf{B}_k. \quad (98)$$

All outer products are represented by rows of the first lattice, **A**, and columns of the second lattice, **B**. All inner products are represented by columns and rows, respectively, of the first and second lattices. The common page dimension represents all entrywise products, which may execute in parallel.

Similarly, the RT software implements `mldivide` and `mrdivide` consistent with the RT algebra. Such left- or right-divisions imply a solution to a corresponding linear system, allowing inner, outer, and entrywise products. These map to and from a left- or right-division of lattices,

as follows:

$$\mathbf{B}_k = \mathbf{A}^k \setminus \mathbf{C}_k, \quad (99)$$

$$\mathbf{A}_k = \mathbf{C}_k / \mathbf{B}^k. \quad (100)$$

As with scalar division, indices of denominator nonscalar operands have to change variants. Otherwise, the RT framework would be inconsistent in the context of linear systems. Prior to invoking `mbinary`, the `mldivide` and `mrdivide` methods complement indices using the `not` method.

The `mbinary` method receives the operands of a pagewise binary method as second and third arguments. If either operand is not a `tensor` then it must be a 2D array to avoid a runtime error by design. With a 2D array operand the `tensor` result has the same indices as the `tensor` operand. Resulting entries equal the result of a pagewise function, specified via a `handle`, applied to the `tensor` operand's entries and the non-`tensor` operand. Because linear system operations are non-commutative, in general, pagewise function operands follow the original sequence received by `mbinary`.

When both operands of `mbinary` are `tensor` objects, the method invokes `mbinary2` on them. After `mbinary2` returns, `mbinary` has from it the final indices of the operation, two MDAs, and two vectors that specify a kernel `reshape-and-permute`. To compute the final entries of the original operation, `mbinary` applies a pagewise function, specified via a `handle`, to the two MDAs, in the order received, followed by the kernel `reshape-and-permute`.

The `mbinary2` method invokes an `align2` method that depends only on indices of each operand. This results in matching and leftover indices for each operand. Additional vectors indicate whether matching indices have the same variants. After `align2` is done, `mbinary2` knows which dimensions of each operand's entries correspond in inner, outer, and entrywise fashion. Using this information, a kernel `permute-and-reshape` is applied separately, via the `pageify` method, to each operand's entries. Along with resulting MDAs, the `mbinary2` method returns information to `mbinary` for its kernel `reshape-and-permute`.

Figure 7 presents representative abstraction penalties of RT software, when operands are small enough, and computational efficiencies, when operands are large enough. In examples of unary, binary, and ternary operations with compatible dimension sizes, two operands, `A` and `B`, are degree-one matrices each constructed as a `tensor` with the same scalar `index`. Other operands, `C` or `AA` and `BB`, are 2D or 3D arrays.

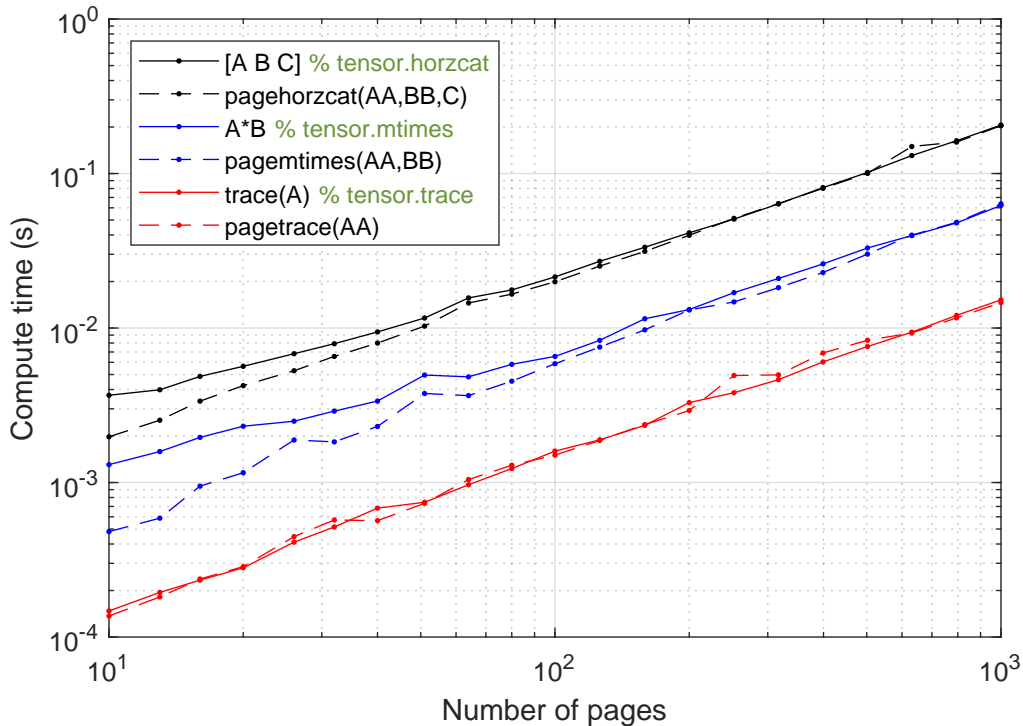


Fig. 7. Abstraction penalties vs. dimension size. The interpreted RTToolbox is computationally efficient when underlying unary, binary, or ternary operations involve large enough operands. In these tests, `tensor` operands have the same dimension sizes, $100 \times 100 \times P$. Tests vary a page dimension size, P .

For the Figure 7 results, each operand or its entries is an array of class `double` with `rand` values. Compute times are averaged over multiple runs. Results are compared for equivalent operations done without `tensor` and `index` classes. In the binary case, the equivalent computation uses a kernel `pagewise` function. Although a kernel `mtimes`, for 2D arrays, may be applied to MDAs in `pagewise` fashion with one or more `for` loops (interpreted), the kernel `pagemtimes` (compiled) does the same but faster. As no kernel `pagewise` functions (interpreted or compiled) exist for the unary and N -ary cases, the comparisons use RTToolbox functions (interpreted).

The RT software expresses the RT algebra with programmatic efficiency. When abstraction penalties are small, relative to equivalent computations requiring only the kernel and novel `pagewise` functions, the RT software achieves computational efficiency. Currently, kernel set-theoretic functions are interpreted not compiled. As they are critical to the RT abstraction, they are a key source of penalties. So that the RTToolbox obeys toolbox recommendations of MATLAB Central File Exchange, it was designed without compilable MEX files, such as C/C++

implementations of kernel set-theoretic functions.

V. CONCLUSIONS

This paper introduced an RT framework, the successor to a published NT framework, both of which complement a popular EMV framework. Comprising an underlying RT algebra and codesigned RT software, to model a problem and develop a solution, the proposed RT framework represents an approach for model-based imaging involving numeric tensors.

The RT algebra inherits advantages of the NT algebra, with respect to N -degree support, associativity, commutativity, entrywise products, linear invertibility, and other published considerations. However, due to its dual-variant index notation, as opposed to the *de facto* multi-variant index notation of the NT algebra, the RT algebra provides all the expressivity of the NT algebra in a simpler way. Thanks to additional outer operations, inspired by EMV broadcasting, the RT algebra is also more expressive than the NT one. As it aligns well with the Ricci notation of geometric tensor calculus, the RT algebra lays a foundation for a deeper approach to imaging.

Relevance of the RT algebra for model-based approaches to imaging is illustrated with an example, which demonstrates an asymptotically-efficient solution of an optimization problem where the SSE, a scalar function of deviant pixels in the image plane, depends on an unknown phase aberration in the pupil plane, a Fourier domain. The RT algebra helps to model and simplify the SSE and its first and second derivatives, namely a gradient and an HMF, where the complexity of computing all three proves equivalent to computing just the SSE only. The approach makes visible diffraction rings and exoplanets near an occulted star in a simulated coronagraph image.

Thanks to the RT algebra, all nonzero-degree matrices in the gradient expression were eliminated. Moreover, gradient and HMF expressions were reorganized to reveal embedded 2D (inverse) DFTs, acceleratable via 2D (inverse) FFTs. Whereas the asymptotic time-and-space efficiencies were presented using MATLAB without the RTToolbox, the latter helped. A natural implementation of the RT algebra simplified a validation of intermediate steps in the underlying derivation. During the search for asymptotic efficiencies, algebraic errors were corrected via related RT software sanity checks.

The RT software is defined as the RTToolbox, comprising `tensor` and `index` classes, new pagewise functions, and unit tests, plus MATLAB. In this manner, the RT framework complements a popular EMV framework. Methods, functions, and tests presented, a subset of

what could be developed, are chosen to emphasize key software requirements. Arguing that additional computational efficiency is possible, the approach taken emphasizes programmatic efficiency. Allowing the RT algebra to be naturally expressed with MATLAB, the RTToolbox is designed in a way where small abstraction penalties, related to `index` objects, would reduce with a MATLAB release that compiled kernel set-theoretic functions.

Compared to the NT software for MATLAB end users, comprising a C/C++ library called LibNT, M-file and MEX wrappers of the NTToolbox, plus MATLAB itself, the RT software is simpler, comprising only M-files of the RTToolbox plus MATLAB. The toolbox uses an object-oriented approach to realize a dual-variant index notation, with its `index` class inheriting a kernel `handle` class, congruous to C/C++ `void` pointers, for extra programmatic and computational efficiency. While the NTToolbox has a tensor class called `DenseNT`, it relies on MATLAB character vectors and string processing to represent and parse a multi-variant index notation.

Finally, the paper elaborated on unary, binary, and N -ary `tensor` operations. For example, to express an N -ary inner product over an `index`, the RT software may vary from the RT algebra. As MATLAB parses an N -ary product into a binary product sequence with left-to-right precedence, all but the rightmost one must be entrywise to express the N -ary inner product. This variation is contrasted with those of the NT software, which unlike the NT algebra required some products to be enclosed in parentheses and preceded with an additional operator. Other than introducing a left-to-right precedence rule, the RT software expresses the RT algebra faithfully.

ACKNOWLEDGMENTS

The author gratefully acknowledges editorial advice from Dan Sirbu, who suggested motivating the RT framework with a model-based example involving DFTs, and Adam P. Harrison, whose NT framework laid a foundation for this work.

CODE AND DATA AVAILABILITY

Code is shared with a permissive free software licence. For the imaging example, including its source image, visit www.github.com/KoderKong/Fourier2D. For the RTToolbox, visit www.mathworks.com/matlabcentral/fileexchange/156174-ricci-notation-tensor-toolbox-rttoolbox.

REFERENCES

- [1] M. Abadi, P. Barham, J. Chen, *et al.*, “TensorFlow: A system for large-scale machine learning,” *arXiv:1605.08695v2 [cs.DC]*, 1–18 (2016).

- [2] N. Vasilache, O. Zinenko, T. Theodoridis, *et al.*, “Tensor Comprehensions: Framework-Agnostic High-Performance Machine Learning Abstractions,” *arXiv:1802.04730v3 [cs.PL]*, 1–37 (2018).
- [3] T. Mai, E. Lam, and C. Lee, “Deep Unrolled Low-Rank Tensor Completion for High Dynamic Range Imaging,” *IEEE Transactions on Image Processing* **31**, 5774–5787 (2022).
- [4] P. Wang, T. Cao, X. Li, *et al.*, “Multi-focus image fusion based on gradient tensor HOSVD,” *Journal of Electronic Imaging* **32**(2), 023028 1–18 (2023).
- [5] C. Prévost, R. Borsoi, K. Usevich, *et al.*, “Hyperspectral Super-resolution Accounting for Spectral Variability: Coupled Tensor LL1-Based Recovery and Blind Unmixing of the Unknown Super-resolution Image,” *SIAM Journal on Imaging Sciences* **15**(1), 110–138 (2022).
- [6] X. Liu, C. Hao, Z. Su, *et al.*, “Image inpainting by low-rank tensor decomposition and multidirectional search,” *Journal of Electronic Imaging* **30**(5), 053010 1–21 (2021).
- [7] J. Bengua, H. Phien, H. Tuan, *et al.*, “Efficient Tensor Completion for Color Image and Video Recovery: Low-Rank Tensor Train,” *IEEE Transactions on Image Processing* **26**(5), 2466–2479 (2017).
- [8] E. Newman and M. Kilmer, “Nonnegative Tensor Patch Dictionary Approaches for Image Compression and Deblurring Applications,” *SIAM Journal on Imaging Sciences* **13**(3), 1084–1112 (2020).
- [9] S. Lefkimmiatis and S. Osher, “Nonlocal Structure Tensor Functionals for Image Regularization,” *IEEE Transactions on Computational Imaging* **1**(1), 16–29 (2015).
- [10] M. Rezaghi, “A Novel Fast Tensor-Based Preconditioner for Image Restoration,” *IEEE Transactions on Image Processing* **26**(9), 4499–4508 (2017).
- [11] M. Marquez, H. Rueda-Chacon, and H. Arguello, “Compressive Spectral Light Field Image Reconstruction via Online Tensor Representation,” *IEEE Transactions on Image Processing* **29**, 3558–3568 (2020).
- [12] W. Qiu, J. Zhou, and Q. Fu, “Tensor Representation for Three-Dimensional Radar Target Imaging With Sparsely Sampled Data,” *IEEE Transactions on Computational Imaging* **6**, 263–275 (2020).
- [13] Y. Li, J. Zhang, G. Sun, *et al.*, “Hyperspectral image compressive reconstruction with low-rank tensor constraint,” *Journal of Electronic Imaging* **29**(2), 023009 1–13 (2020).
- [14] H. Skibbe and M. Reisert, “Spherical Tensor Algebra: A Toolkit for 3D Image Processing,” *Journal of Mathematical Imaging and Vision* **58**(3), 349–381 (2017).
- [15] W. Zhou, L. Shi, Z. Chen, *et al.*, “Tensor Oriented No-Reference Light Field Image Quality Assessment,” *IEEE Transactions on Image Processing* **29**, 4070–4084 (2020).
- [16] J. Synge and A. Schild, *Tensor Calculus*, Dover Publications (1978).
- [17] E. Solomonik, D. Matthews, J. Hammond, *et al.*, “A massively parallel tensor contraction framework for coupled-cluster computations,” *Journal of Parallel and Distributed Computing* **74**(12), 3176–3190 (2014).
- [18] N. Singh, Z. Zhang, X. Wu, *et al.*, “Distributed-memory tensor completion for generalized loss functions in python using new sparse tensor kernels,” *Journal of Parallel and Distributed Computing* **169**, 269–285 (2022).
- [19] M. Valiev, E. Bylaska, N. Govind, *et al.*, “NWChem: A comprehensive and scalable open-source solution for large scale molecular simulations,” *Computer Physics Communications* **181**(9), 1477–1489 (2010).
- [20] K. Kowalski, R. Bair, N. Bauman, *et al.*, “From NWChem to NWChemEx: Evolving with the Computational Chemistry Landscape,” *Chemical Reviews* **121**(8), 4962–4998 (2021).
- [21] G. Baumgartner, A. Auer, D. Bernholdt, *et al.*, “Synthesis of High-Performance Parallel Programs for a Class of *Ab Initio* Quantum Chemistry Models,” *Proceedings of the IEEE* **93**(2), 276–292 (2005).
- [22] E. Mutlu, A. Panyala, N. Gawande, *et al.*, “TAMM: Tensor Algebra for Many-body Methods,” *arXiv:2201.01257v3 [cs.DC]*, 1–13 (2023).

- [23] J. Kossaifi, Y. Panagakis, A. Anandkumar, *et al.*, “TensorLy: Tensor Learning in Python,” *Journal of Machine Learning Research* **20**, 925–930 (2019).
- [24] Y. Panagakis, J. Kossaifi, G. Chrysos, *et al.*, “Tensor Methods in Computer Vision and Deep Learning,” *Proceedings of the IEEE* **109**(5), 863–890 (2021).
- [25] P. Cumpson, N. Sano, I. Fletcher, *et al.*, “Multivariate analysis of extremely large ToFSIMS imaging datasets by a rapid PCA method,” *Surface and Interface Analysis* **47**(10), 986–993 (2015).
- [26] C. Bedia, A. Sierra, and R. Tauler, “Application of chemometric methods to the analysis of multimodal chemical images of biological tissues,” *Analytical and Bioanalytical Chemistry* **412**, 5179–5190 (2020).
- [27] A. Harrison and D. Joseph, “Numeric tensor framework: Exploiting and extending Einstein notation,” *Journal of Computational Science* **16**, 128–139 (2016).
- [28] B. Bader and T. Kolda, “Algorithm 862: MATLAB Tensor Classes for Fast Algorithm Prototyping,” *ACM Transactions on Mathematical Software* **32**(4), 635–653 (2006).
- [29] T. Kolda and B. Bader, “Tensor Decompositions and Applications,” *SIAM Review* **51**(3), 455–500 (2009).
- [30] L. Sorber, M. Van Barel, and L. De Lathauwer, “Structured Data Fusion,” *IEEE Journal of Selected Topics in Signal Processing* **9**(4), 586–600 (2015).
- [31] N. Vervliet, O. Debals, L. Sorber, *et al.*, “Breaking the Curse of Dimensionality Using Decompositions of Incomplete Tensors: Tensor-based scientific computing in big data analysis,” *IEEE Signal Processing Magazine* **31**(5), 71–79 (2014).
- [32] I. Oseledets, “Tensor-Train Decomposition,” *SIAM Journal on Scientific Computing* **33**(5), 2295–2317 (2011).
- [33] D. Joseph, “Ricci-Notation Tensor Toolbox (RTToolbox).” MATLAB Central File Exchange (2023).
- [34] The MathWorks, “Create and Share Toolboxes.” MATLAB R2022a Documentation (2022).
- [35] The MathWorks, “Page-wise matrix multiplication (`pagetimes`).” MATLAB R2020b Documentation (2020).
- [36] D. Sirbu, N. Kasdin, and R. Vanderbei, “Monochromatic verification of high-contrast imaging with an occulter,” *Optics Express* **21**(26), 32234–32253 (2013).
- [37] D. Sirbu, S. Thomas, R. Belikov, *et al.*, “Demonstration of broadband contrast at $1.2 \lambda/D$ and greater for the EXCEDE starlight suppression system,” *Journal of Astronomical Telescopes, Instruments, and Systems* **2**(2), 025002 1–14 (2016).
- [38] D. Sirbu, S. Thomas, R. Belikov, *et al.*, “Techniques for High-contrast Imaging in Multi-star Systems. II. Multi-star Wavefront Control,” *The Astrophysical Journal* **849**(2), 1–13 (2017).
- [39] W. Schulz, “Digging the Dark Hole: Coronagraphy and the Quest to Find Other Worlds,” *Photonics Focus* **4**(3), 22–27 (2023).
- [40] Wikipedia contributors, “Airy disk — Wikipedia, The Free Encyclopedia.” https://en.wikipedia.org/w/index.php?title=Airy_disk (2022). [Online; accessed 21-July-2022].