

Sub-GeV millicharge dark matter from the $U(1)_X$ hidden sector

Wan-Zhe Feng*, Zi-Hui Zhang†, Kai-Yu Zhang‡

*Center for Joint Quantum Studies and Department of Physics,
School of Science, Tianjin University, Tianjin 300350, P.R. China*

December 8, 2023

Abstract

We conduct a comprehensive study on the sub-GeV millicharge dark matter produced through the freeze-in mechanism. We discuss in general the mixing mechanism, encompassing both kinetic mixing and mass mixing, between the $U(1)_X$ hidden sector and the standard model, which can generate millicharge carried by the dark fermions from the hidden sector. We discuss in depth how such millicharge is generated, and clarify several misunderstandings regarding this subject in the literature. Without employing an effective field theory approach, where the photon field directly mixed with the additional $U(1)$, we analyze a general renormalizable model and investigate the complete evolution of the hidden sector particles precisely. Due to the substantial self-interactions among hidden sector particles, the evolution of the hidden sector temperature plays a crucial role, which is addressed concurrently with the number densities of hidden sector particles by solving a set of coupled Boltzmann equations. We thoroughly examine eight benchmark models covering six distinct cases. Some of our key findings from the analysis of these benchmark models may be generalizable and applicable to broader freeze-in scenarios. We also explore the possibility that the $\mathcal{O}(\text{keV})$ $U(1)_X$ dark photon is a viable dark matter candidate, even though it can contribute at most $\sim 5\%$ to the total observed dark matter relic density.

*Email: vicf@tju.edu.cn

†Email: zhangzh_@tju.edu.cn

‡Email: kaiyu_zhang@tju.edu.cn

Contents

1	Introduction	2
2	The $U(1)$ extension of the SM and the generation of millicharge particle	4
2.1	Kinetic mixing between two massless $U(1)$'s	6
2.2	Kinetic mixing between a massless $U(1)$ and a massive $U(1)$	8
2.3	Kinetic mixing and mass mixing between two massive $U(1)$'s	8
2.4	Kinetic mixing and mass mixing in the full electroweak theory	10
2.4.1	$U(1)_X$ gauge boson achieves a mass via the Stueckelberg mechanism .	10
2.4.2	$U(1)_X$ is broken via a dark Higgs	12
2.4.3	Kinetic mixing between a massless $U(1)$ and the hypercharge gauge field	13
3	Coupled Boltzmann equations with multiple temperatures	14
3.1	Derivation of the evolution of hidden sector particles	15
3.2	Coupled Boltzmann equations from two sectors	17
4	Evolution of matter in visible and hidden sectors	23
4.1	$U(1)_X$ sub-GeV dark matter via freeze-in	23
4.2	Constraints, benchmark models and phenomenology	25
4.3	Evolution of hidden sector particles	29
5	Conclusion	37
A	Kinetic mixing and mass mixing in the Stueckelberg extension	40
B	Plasmon Effect	41
C	Relevant scattering cross-sections	44

1 Introduction

The Dirac quantization condition explains the observed quantization of the electric charge, although the magnetic monopole is not yet discovered. From an experiment point of view, however, the pursuit of discovering new phenomena and making new discoveries continues to be the foremost goal. The search for new particle carrying tiny electric charge, normally referred to as the millicharge,¹ is one of those interesting directions for the new physics exploration. If millicharge particles exist, the lightest millicharge particle must be stable and can serve as the dark matter candidate. Experiments have searched for years and established stringent bounds for the millicharge dark matter particle, for reviews see [1,2]. In this paper, we concentrate on millicharge dark matter in the sub-GeV mass range, which has been extensively investigated by experimental searches [3–25]. From the theoretical perspective,

¹From here and the following, we will use the term millicharge referring to “milli-*electric* charge”. The tiny amount of other quantum charges will be otherwise specified.

the exploration of how a consistent theory can generate such a millicharge, particularly at high energies, represents an intriguing avenue of research.

The connection between the kinetic mixing and millicharge is traced back to [26, 27]. The kinetic mixing between a massless $U(1)_a$ and a massless $U(1)_b$ can generate a milli- $U(1)_a$ charge for a $U(1)_b$ -charged fermion, proportional to the kinetic mixing parameter. In a massive amount of literature, the generation of millicharge particle boils down to a simplified effective model that an extra $U(1)$ mixed with the photon field. After the mixing fermions charged under the extra $U(1)$ will carry a millicharge. However, as we will review in Section 2.2, when one of the $U(1)$'s gets massive, say $U(1)_b$, the kinetic mixing with the massless $U(1)_a$ can *no longer* generate a milli- $U(1)_a$ charge for a $U(1)_b$ -charged fermion, no matter how tiny the massive $U(1)_b$ is.

In the full electroweak theory, the photon field is a linear combination of the hypercharge (B) and the neutral $SU(2)$ gauge fields A_3 . Thus the kinetic mixing between the extra $U(1)$ and the hypercharge gauge fields should be treated simultaneously with the $\{B, A_3\}$ mass mixing matrix. It has been shown that pure kinetic mixing between an extra $U(1)$ and the hypercharge gauge field *cannot* generate a millicharge [28]. More precisely, for a general discussion of the Standard Model (SM) extended by a $U(1)_X$ hidden sector, the millicharge carried by the $U(1)_X$ dark fermions can be obtained from: (1) The dark particle carries a tiny amount of hypercharge as a prior. (2) A kinetic mixing between a massless $U(1)$ and the hypercharge gauge field, and the generated millicharge is proportional to the kinetic mixing parameter. (3) The mass mixing between a massive $U(1)$ with the hypercharge gauge field (massive in the initial gauge eigenbasis) [28, 29]. In the last case the kinetic mixing does not play any role in generating the millicharge, and the millicharge generated is proportional to the mass mixing parameter. In this paper we will review all these possibilities and will focus on the third case, exploring the details in a realistic model involving viable freeze-in millicharge dark matter from a $U(1)_X$ hidden sector. For a realistic model, it is essential to ensure that in the final mass eigenbasis, the photon is precisely massless.

The nature of dark matter remains to be a puzzle in modern physics. In particle physics, dark matter is typically assumed to reside in the hidden sector, comprising new hypothetical particles and/or new interactions. Hidden sectors are common in various grand unified theory models and in string theory. In general, the Universe may encompass a large amount of hidden sectors that can have direct or indirect, strong or weak connections with the SM. With direct and indirect detections of dark matter imposing increasingly stringent constraints on freeze-out scenarios, researchers have turned their attention to the freeze-in mechanism [30–39]. While the freeze-in mechanism demands a feeble coupling between the SM and the dark matter particle, posing a puzzle that why such tiny coupling might emerge in the theory. The kinetic mixing precisely provide such smallness for the coupling constant between the SM and the hidden sector [40–50].

If a hidden sector is connected with the SM with only feeble couplings, the hidden sector will evolve almost independently and will have its own temperature. The temperature of the hidden sector may differ significantly from the temperature of the observed Universe, and this can be analyzed using the formalism established in [37]. Consequently, our Universe could contain numerous hidden sectors with temperatures identical or different from the temperature of the Universe.

When the hidden sector possesses strong interactions among its particles, calculating the

evolution of hidden sector particles becomes challenging, making it difficult to determine the final relic density of dark matter. In the literature, numerous assumptions and approximations are employed, and such calculations cannot be carried out convincingly. The full evolution of a $U(1)_X$ hidden sector with feeble connection to the SM, is first analyzed in [37], where the number densities of dark particles as well as the hidden sector temperature can be accurately computed, by solving a set of coupled Boltzmann equations. In this paper, we concentrate on the extension of the SM with an extra $U(1)_X$ hidden sector, interacting feebly through tiny kinetic and mass mixings, which may produce sub-GeV millicharge dark matter (some models also involve dark photon dark matter). We follow the approach represented in [37], calculating the complete evolution of the $U(1)_X$ hidden sector and determining the final relic abundance of the dark matter candidate(s). We discover several interesting features in the computations, which could provide valuable insights for future research on hidden sectors feebly interacting with the SM.

In Section 2, we discuss in general the kinetic and mass mixing effect, including the simplified model where the photon field mixed directly with an extra $U(1)$, as well as the general case that the extra $U(1)_X$ mixed with the hypercharge gauge field. In particular, we discuss the kinetic mixing and mass mixing effects in the full electroweak theory in Section 2.4, with a detailed derivation shown in Appendix A for the case of Stueckelberg mass mixing. In Section 3 we review the general formalism of computing the complete evolution of the hidden sector, and write down the corresponding coupled Boltzmann equations. A comprehensive investigation on the sub-GeV dark matter from a $U(1)_X$ hidden sector is discussed in Section 4. To this end, we explore six distinct cases with different evolution details, depending on the masses of the dark fermion and the dark photon. We discussed various experimental constraints and carefully chose eight illustrative benchmark models to show the evolution of hidden sector particles and the hidden sector temperature. In some of the models, dark photon can also be a valid dark matter candidate, although it can only occupy at most $\sim 5\%$ of the total observed dark matter relic density. For the freeze-in production of millicharge dark particles, the decay from effective massive photon from hot thermal bath (plasmon) is one of the important production channels and is reviewed in Appendix B. All relevant cross-sections are summarized in Appendix C. Finally we conclude in Section 5.

2 The $U(1)$ extension of the SM and the generation of millicharge particle

The SM can be extended by a $U(1)_X$ hidden sector mixed with the SM via gauge kinetic terms and mass terms. In this section, we discuss in general the effect of both the kinetic mixing and the mass mixing. The simplest $U(1)_X$ extension consists of a dark $U(1)_X$ gauge boson C_μ and the dark fermion χ carrying $U(1)_X$ charge $Q_\chi = +1$ but no SM quantum number. In the final mass eigenbasis the dark $U(1)_X$ gauge boson is referred to as the Z' gauge boson and is usually called a “dark photon” if its mass is less than $\mathcal{O}(\text{GeV})$. The total Lagrangian of the $U(1)_X$ extended SM is given by

$$\mathcal{L} = \mathcal{L}_{\text{SM}} + \mathcal{L}_{\text{hid}} + \mathcal{L}_{\text{mix}}^{\text{kin}} + \mathcal{L}_{\text{mix}}^{\text{mass}}, \quad (1)$$

where \mathcal{L}_{hid} is given by

$$\mathcal{L}_{\text{hid}} = -\frac{1}{4}F_{X\mu\nu}F_X^{\mu\nu} + g_X\bar{\chi}\gamma^\mu\chi C_\mu + m_\chi\bar{\chi}\chi, \quad (2)$$

where g_X is the $U(1)_X$ gauge coupling, C_μ is the $U(1)_X$ gauge boson, $F_{X\mu\nu}$ is the field strength of $U(1)_X$, χ is the dark fermion with mass m_χ . $\mathcal{L}_{\text{mix}}^{\text{kin}}$ is the kinetic mixing term, written as [26]

$$\mathcal{L}_{\text{mix}}^{\text{kin}} = -\frac{\delta}{2}F_{\mu\nu}F_X^{\mu\nu}, \quad (3)$$

where $F_{\mu\nu}$ is the hypercharge field strength, δ is the kinetic mixing parameter. If the $U(1)_X$ gauge boson acquires a mass via Stueckelberg mechanism, $\mathcal{L}_{\text{mix}}^{\text{mass}}$ is written as [28]

$$\mathcal{L}_{\text{mix}}^{\text{st}} = -\frac{1}{2}(M_1C_\mu + M_2B_\mu + \partial_\mu\sigma)^2, \quad (4)$$

and we define the mass mixing parameter throughout the paper as $\epsilon = M_2/M_1$, denoting the mass mixing between the $U(1)_X$ and the hypercharge gauge field. In the Stueckelberg case the gauge field C_μ is massive without breaking the $U(1)_X$ gauge symmetry.

If the $U(1)_X$ gauge boson achieves a mass via a dark Higgs ϕ , the covariant derivative reads

$$D_\mu\phi = (\partial_\mu - ig_X C_\mu)\phi, \quad (5)$$

and the hidden $U(1)_X$ is broken at some new scale u . However, the mixing between the dark Higgs ϕ and the SM Higgs field H via the term $(\phi^*\phi)(H^\dagger H)$ will not generate a mass mixing in the gauge sector, i.e., the mixing of $U(1)_X$ with either the hypercharge gauge field or the neutral $SU(2)$ gauge field is absent. The mass mixing in the gauge sector can only be generated only if the hidden $U(1)_X$ gauge boson C_μ also receives a tiny SM Higgs mass. One way to realize such scenario is to gauge a linear combination of the hypercharge and any quantum number X , i.e., $U(1)_{y+X}$ where y is a very small fraction of the hypercharge Y [51]. Thus the dark particle, in this case, can carry a $U(1)$ charge y . The covariant derivative acting on the SM Higgs doublet H is then written as

$$D_\mu H = \left(\partial_\mu - ig_2 T^a A_\mu^a - \frac{i}{2}g_Y Y B_\mu - \frac{i}{2}g_X y C_\mu \right) H, \quad (6)$$

where the hidden $U(1)_X$ also carries a tiny hypercharge y . After the symmetry breaking and the mixing, the dark fermion originally carried a tiny hypercharge proportional to y now carries a millicharge. However, this millicharge is not achieved by either the kinetic mixing or the mass mixing, c.f., Section 2.4.2 for details. Though there seems to be no evident explanation for the inclusion of milli-hypercharge in the hidden $U(1)_X$ as a prior.

We outline our primary conclusion at the beginning that the millicharge particle can be generated *by mixing* only in two ways: (1) kinetic mixing between two massless $U(1)$'s [26], and (2) mass mixing between two massive $U(1)$'s (though in the mass eigenbasis there can still be a massless $U(1)$) [28]. We emphasize here that except for the two massless $U(1)$ case, the kinetic mixing does not play any role in generating the millicharge carried by the dark particle. For the case of two massive $U(1)$'s, if kinetic mixing and mass mixing are both evoked, the millicharge carried by the fermion will only depend on the mass mixing.

Since the photon is a linear combination of the hypercharge gauge field and the neutral $SU(2)$ gauge field in the electroweak theory, the dark $U(1)_X$ should mix with the hypercharge at high energies rather than with the photon field. For the analysis in the early universe, it is important to explore how the effective kinetic mixing term of photon and dark photon is generated [52, 53], and further, how the millicharge carried by the dark particle is generated at low energies. It is also intriguing to explore the stringy origin of the kinetic mixing [54–56] as well as the production of the millicharge [57–59]. After the discussion of this section, one will observe that in the case of a massive $U(1)_X$ mixed with the hypercharge gauge field in the full electroweak theory, the kinetic mixing effect cannot generate a millicharge *in any case*. The millicharge can only be generated by (1) the Stueckelberg mass mixing or (2) the dark particle originally carrying a tiny hypercharge.

In the following we would like to summarize some of the known results regarding the generation of millicharge particles, and we wish to clarify several important issues as well as some misunderstandings regarding the generation of the millicharge with kinetic and/or mass mixing effect. We will first review the mixing effect for two $U(1)$'s and then discuss the mixing effect of an extra $U(1)_X$ with the full electroweak sector.

2.1 Kinetic mixing between two massless $U(1)$'s

The simplest case of kinetic mixing arises from two massless $U(1)$'s [26, 27]. From an effective theory approach, at low energies one can consider the case that an extra $U(1)_X$ mixed with the photon field. In the gauge eigenbasis, the kinetic part and interaction part of the Lagrangian read

$$\mathcal{L}_{\text{kin}} = -\frac{1}{4}F_{\mu\nu}F^{\mu\nu} - \frac{1}{4}F_{X\mu\nu}F_X^{\mu\nu} - \frac{\boldsymbol{\delta}}{2}F_{\mu\nu}F_X^{\mu\nu}, \quad (7)$$

$$\mathcal{L}_{\text{int}} = eA_\mu J_{\text{em}}^\mu + g_X C_\mu J_{\text{d}}^\mu, \quad (8)$$

where $\boldsymbol{\delta}$ is the kinetic mixing parameter,² e is the electromagnetic coupling constant, i.e., the electric charge and g_X is the dark $U(1)_X$ gauge coupling constant, J_{em}^μ and J_{d}^μ are the electromagnetic current and dark current respectively. To keep the gauge kinetic terms in the canonical form, one performs a non-unitary transformation

$$K = \begin{pmatrix} c_\delta & 0 \\ -s_\delta & 1 \end{pmatrix}, \quad (9)$$

where $c_\delta = 1/\sqrt{1-\boldsymbol{\delta}^2}$ and $s_\delta = \boldsymbol{\delta}/\sqrt{1-\boldsymbol{\delta}^2}$. After the diagonalization, the gauge kinetic terms are in the canonical form with the mixing term eliminated, and the fields transform from the gauge eigenbasis $\{A, C\}$ to the physical eigenbasis $\{A_\gamma, A_X\}$ including the physical photon and the dark photon as

$$\begin{pmatrix} A \\ C \end{pmatrix} = \begin{pmatrix} c_\delta & 0 \\ -s_\delta & 1 \end{pmatrix} \begin{pmatrix} A_\gamma \\ A_X \end{pmatrix}. \quad (10)$$

²In this paper we use the boldface $\boldsymbol{\delta}$ to denote the kinetic mixing between the the extra $U(1)_X$ and $U(1)_{\text{em}}$ in the simplified model, and use the regular δ to denote kinetic mixing between the extra $U(1)_X$ and the hypercharge gauge field in the full electroweak theory.

In the physical eigenbasis, the interactions can be rewritten as

$$\mathcal{L}_{\text{int}} = ec_{\delta}A_{\gamma}J_{\text{em}} + g_X(-s_{\delta}A_{\gamma} + A_X)J_{\text{d}}. \quad (11)$$

One can see now the dark current can couple to photon with strength $s_{\delta}g_X$, corresponding to a millicharge $s_{\delta}g_X/e$ carried by χ (we assume χ carries the $U(1)_X$ charge +1). However, the transformation Eq. (9) is arbitrary, one can reverse A, C in Eq. (10) as

$$\begin{pmatrix} C \\ A \end{pmatrix} = \begin{pmatrix} c_{\delta} & 0 \\ -s_{\delta} & 1 \end{pmatrix} \begin{pmatrix} A_X \\ A_{\gamma} \end{pmatrix}. \quad (12)$$

The interactions in this case are then written as

$$\mathcal{L}_{\text{int}} = g_Xc_{\delta}A_XJ_{\text{d}} + e(-s_{\delta}A_X + A_{\gamma})J_{\text{em}}, \quad (13)$$

and one can see now the SM fermions carry milli- $U(1)_X$ charges $s_{\delta}eQ_i/g_X$, where Q_i denotes the electric charges carried by SM fermions in the unit of e , though this transformation is phenomenologically not interesting.

More generally, there is a rotation degree of freedom for the transformation Eq. (9). One can always multiply an orthogonal matrix

$$R = \begin{pmatrix} \cos \alpha & -\sin \alpha \\ \sin \alpha & \cos \alpha \end{pmatrix} \equiv \begin{pmatrix} c_{\alpha} & -s_{\alpha} \\ s_{\alpha} & c_{\alpha} \end{pmatrix} \quad (14)$$

to the non-unitary transformation K , which gives rise to the interaction terms as

$$\mathcal{L}_{\text{int}} = e(c_{\delta}c_{\alpha}A_{\gamma} - c_{\delta}s_{\alpha}A_X)J_{\text{em}} + g_X[(-c_{\alpha}s_{\delta} + s_{\alpha})A_{\gamma} + (c_{\alpha} + s_{\delta}s_{\alpha})A_X]J_{\text{d}}. \quad (15)$$

The case $\alpha = 0$ which corresponding to no rotation goes back to Eq. (11), the case $\alpha = \pi/2$ corresponds to the reverse case Eq. (13) with the redefinition of the physical fields $A_X \leftrightarrow A_{\gamma}$. In practice, this rotation degree of freedom is redundant because the physical photon is measured to be the gauge boson that couples to the EM current J_{em} . Namely one should redefine a real (measured) photon field A_{γ}^{real} and A_X^{real} as

$$A_{\gamma}^{\text{real}} \equiv c_{\alpha}A_{\gamma} - s_{\alpha}A_X, \quad (16)$$

$$A_X^{\text{real}} \equiv s_{\alpha}A_{\gamma} + c_{\alpha}A_X. \quad (17)$$

Under such field redefinition, one finds the interactions in the physical eigenbasis as

$$\mathcal{L}_{\text{int}} = ec_{\delta}A_{\gamma}^{\text{real}}J_{\text{em}} + g_X(-s_{\delta}A_{\gamma}^{\text{real}} + A_X^{\text{real}})J_{\text{d}}, \quad (18)$$

which is exactly in the same form as Eq. (11).

In summary, the kinetic mixing of two massless $U(1)$ gauge fields can generate the dark particle carrying a millicharge proportional to the kinetic mixing parameter δ .

2.2 Kinetic mixing between a massless $U(1)$ and a massive $U(1)$

A more realistic case is kinetic mixing between the photon field with a massive $U(1)$. In this case the Lagrangian reads

$$\mathcal{L}_{\text{eff}} = -\frac{1}{4}F_{\mu\nu}F^{\mu\nu} - \frac{1}{4}F_{X\mu\nu}F_X^{\mu\nu} - \frac{\delta}{2}F_{\mu\nu}F_X^{\mu\nu} - \frac{1}{2}M^2C^2, \quad (19)$$

$$\mathcal{L}_{\text{int}} = eA_\mu J_{\text{em}}^\mu + g_X C_\mu J_{\text{d}}^\mu. \quad (20)$$

Now the only possible way of eliminating the kinetic mixing term is given by the following transformation

$$\begin{pmatrix} C \\ A \end{pmatrix} = \begin{pmatrix} c_\delta & 0 \\ -s_\delta & 1 \end{pmatrix} \begin{pmatrix} A_X \\ A_\gamma \end{pmatrix}, \quad (21)$$

similar to Eq. (12), to maintain the physical photon field exactly massless. In other words, the nonzero mass of the massive $U(1)$ field fixes the angle α to be $\pi/2$ and thus fixes the rotation matrix R in Eq. (14). The above transformation gives rise to the interaction in the physical eigenbasis as

$$\mathcal{L}_{\text{int}} = g_X c_\delta A_X J_{\text{d}} + e(-s_\delta A_X + A_\gamma) J_{\text{em}}, \quad (22)$$

and one can see in this case, the dark particle carries exactly zero electric charge.

Hence, it is *not* appropriate to consider a kinetic mixing between the photon and a massive dark photon, and still claiming the dark particles from the dark $U(1)$ sector can carry a millicharge proportional to the kinetic mixing parameter δ . More precisely, the case of kinetic mixing between two massless $U(1)$'s, is distinct from the situation where a massless $U(1)$ kinetically mixed with a massive $U(1)$, even when the latter has an extremely small but nonzero mass M . One cannot take the $M \rightarrow 0$ limit in this case and use directly the result from the case of kinetic mixing between two massless $U(1)$'s. In summary, for a dark photon with a non-negligible mass (for example, a $\mathcal{O}(\text{keV}-\text{MeV})$ dark photon as commonly studied), even though this mass is much smaller than the experimental scale one considered, the kinetic mixing between a massless $U(1)$ and a massive $U(1)$ does *not* generate a millicharge carried by the dark particle.

As long as one of the $U(1)$'s is massive, the only possible way of generating the millicharge through mixing is from the mass mixing effect, and we will review this mechanism in the next subsection.

2.3 Kinetic mixing and mass mixing between two massive $U(1)$'s

The Stueckelberg mass mixing effect of two massive $U(1)$ is discussed in [28]. The full Lagrangian reads

$$\mathcal{L}_{\text{kin}} = -\frac{1}{4}F_{\mu\nu}F^{\mu\nu} - \frac{1}{4}F_{X\mu\nu}F_X^{\mu\nu} - \frac{\delta}{2}F_{\mu\nu}F_X^{\mu\nu}, \quad (23)$$

$$\mathcal{L}_{\text{mass}} = -\frac{1}{2}M_2^2 A^2 - \frac{1}{2}M_1^2 C^2 - M_1 M_2 A C, \quad (24)$$

$$\mathcal{L}_{\text{int}} = eA_\mu J_{\text{em}}^\mu + g_X C_\mu J_{\text{d}}^\mu. \quad (25)$$

To obtain the physical eigenbasis, one needs to diagonalize the kinetic mixing matrix and mass mixing matrix simultaneously for the gauge eigenbasis $V^T = (C, A)$,

$$\mathcal{K} = \begin{pmatrix} 1 & \delta \\ \delta & 1 \end{pmatrix}, \quad M_{\text{St}}^2 = \begin{pmatrix} M_1^2 & M_1 M_2 \\ M_1 M_2 & M_2^2 \end{pmatrix} = M_1^2 \begin{pmatrix} 1 & \epsilon \\ \epsilon & \epsilon^2 \end{pmatrix}, \quad (26)$$

where we define the mass mixing parameter $\epsilon = M_2/M_1$.

Firstly we know that the transformation K of Eq. (9) takes \mathcal{K} to be diagonal,

$$K^T \mathcal{K} K = 1, \quad (27)$$

and sets a new basis as

$$KV' = V = (C, A)^T, \quad \text{or} \quad V' = K^{-1}V. \quad (28)$$

The gauge kinetic terms then become canonical with the new basis V' . At the same time the new basis KV' also changes the mass terms to be

$$V^T M_{\text{St}}^2 V \rightarrow (KV')^T M_{\text{St}}^2 (KV') = V'^T K^T M_{\text{St}}^2 KV'. \quad (29)$$

Performing one further orthogonal transformation O to diagonalize the matrix $K^T M_{\text{St}}^2 K$ such that

$$O^T K^T M_{\text{St}}^2 K O = D^2, \quad (30)$$

where the matrix D is the final diagonalized mass matrix. The mass terms reduce to

$$V'^T K^T M_{\text{St}}^2 KV' = V'^T O (O^T K^T M_{\text{St}}^2 K O) O^T V' = (V'^T O) D^2 (O^T V') \equiv E^T D^2 E, \quad (31)$$

where E is the final mass eigenbasis. The kinetic terms will still stay in the canonical form since $V'^T V' = V'^T O O^T V' = E^T E$. Thus the transformation $R = KO$ diagonalizes the kinetic and mass mixing matrices simultaneously, and it transforms the original gauge eigenbasis $V^T = (C, A)$ to the mass eigenbasis $E^T = (A_X, A_\gamma)$, which is

$$V = RE = (KO)E. \quad (32)$$

One should keep in mind that the physical photon must be exactly massless, i.e., the mass term is zero for A_γ . One finds

$$\tan \theta = \frac{\epsilon \sqrt{1 - \delta^2}}{1 - \epsilon \delta}, \quad (33)$$

which leads to the following interaction terms

$$\begin{aligned} \mathcal{L}_{\text{int}} &= (g_X J_d^\mu, e J_{\text{em}}^\mu) V = (g_X J_d^\mu, e J_{\text{em}}^\mu) R E \\ &= \frac{1}{\sqrt{1 - 2\epsilon\delta + \epsilon^2}} \frac{1}{\sqrt{1 - \delta^2}} A_X \left[(1 - \epsilon\delta) g_X J_d + e J_{\text{em}} (\epsilon - \delta) \right] \\ &\quad + \frac{1}{\sqrt{1 - 2\epsilon\delta + \epsilon^2}} A_\gamma (e J_{\text{em}} - \epsilon g_X J_d). \end{aligned} \quad (34)$$

In this case, one can see clearly that the millicharge can be induced only when the mass mixing, denoted by ϵ , is non-vanishing, and is *not* related to the kinetic mixing parameter δ at all. One can also see, for the case that $M_2 = 0$ or $\epsilon = 0$, the above result reduces to the result in the previous subsection, i.e., a massless $U(1)$ mixed with a massive $U(1)$, where again no millicharge is produced.

2.4 Kinetic mixing and mass mixing in the full electroweak theory

In the full electroweak theory, the Higgs mechanism generates the mass mixing between the hypercharge gauge field B and the neutral $SU(2)$ gauge field A_3 , and the photon is a linear combination of them. Hence, the extra $U(1)_X$ should mix with the hypercharge rather than the photon field at high energies. For a realistic model beyond the SM, the extra $U(1)_X$ can mix with the hypercharge via kinetic and mass terms. To obtain the $\{A', A^\gamma, Z\}$ mass eigenstates, where A' is the additional gauge boson in the theory, either called a Z' or a dark photon, the A_3 gauge boson is always entangled in the mass matrix after the electroweak phase transition when Higgs picks a vev .

In this subsection we discuss realist models that can generate a millicharge carried by the dark particle. To this end, we discuss the kinetic mixing and mass mixing effects of an extra $U(1)_X$ with the full electroweak sector. This encompasses three different situations, and we will see that the kinetic mixing between $U(1)_Y$ and a massive $U(1)_X$ alone cannot produce a millicharge for the dark fermion.

2.4.1 $U(1)_X$ gauge boson achieves a mass via the Stueckelberg mechanism

In this subsection we review the kinetic mixing and mass mixing in the Stueckelberg extension of the SM, c.f., Eqs. (3) and (4), first discussed in [28]. The Stueckelberg mass mixing effect is discussed in details in the context of string theory in [58, 59]. Within the context of string theory, the quantization of the electric charge, i.e., any charge should be an integral (more accurately fractional number) multiple of the electric charge, can be explained that the millicharge carried by the dark particles corresponds to the ratio of integer or half-integer wrapping numbers of D-branes which wrap on cycles in the internal six dimensional manifold in string theory.

In the gauge eigenbasis of the $U(1)_X$, hypercharge and the neutral $SU(2)$ gauge field $V^T = (C, B, A^3)$, the mixing matrices can be written as

$$\mathcal{K} = \begin{pmatrix} 1 & \delta & 0 \\ \delta & 1 & 0 \\ 0 & 0 & 1 \end{pmatrix}, \quad M_{\text{St}}^2 = \begin{pmatrix} M_1^2 & M_1 M_2 & 0 \\ M_1 M_2 & M_2^2 + \frac{1}{4}v^2 g_Y^2 & -\frac{1}{4}v^2 g_2 g_Y \\ 0 & -\frac{1}{4}v^2 g_2 g_Y & \frac{1}{4}v^2 g_2^2 \end{pmatrix}. \quad (35)$$

Similar to the discussion for the two $U(1)$ case in previous subsection, a simultaneous diagonalization is performed for the above two mixing matrices. This tackles down to the problem of diagonalizing the matrix $K^T M_{\text{St}}^2 K$ using an orthogonal transformation O such that $O^T K^T M_{\text{St}}^2 K O$ is diagonal, where

$$K = \begin{pmatrix} c_\delta & 0 & 0 \\ -s_\delta & 1 & 0 \\ 0 & 0 & 1 \end{pmatrix}, \quad (36)$$

with $c_\delta = 1/\sqrt{1 - \delta^2}$ and $s_\delta = \delta/\sqrt{1 - \delta^2}$. The original gauge eigenbasis $V^T = (C, B, A^3)$ then transforms to the mass eigenbasis $E^T = (A', A^\gamma, Z)$ following the relation

$$V = \mathcal{R}E = (KO)E, \quad (37)$$

the detailed calculation and the transformation matrix \mathcal{R} can be found in Appendix A. It will be useful to define the mass mixing parameter $\epsilon = M_2/M_1$. The interaction of gauge bosons with fermions can be obtained from

$$\mathcal{L}_{\text{int}} = (g_X J_X, g_Y J_Y, g_2 J_3) V = (g_X J_X, g_Y J_Y, g_2 J_3) \mathcal{R} E. \quad (38)$$

Here we summarize the neutral current couplings. The interactions of A', Z, A^γ to SM fermions can be written as

$$-\mathcal{L}_{A', Z, A^\gamma} = \frac{1}{2} \bar{f}_i \gamma^\mu \left[(v'_i - a'_i \gamma^5) f_i A'_\mu + (v_i - a_i \gamma^5) f_i Z_\mu \right] + e Q_i \bar{f}_i \gamma^\mu f_i A^\gamma_\mu, \quad (39)$$

where

$$v_i = (g_2 \mathcal{R}_{33} - g_Y \mathcal{R}_{23}) T_i^3 + 2g_Y \mathcal{R}_{23} Q_i, \quad (40)$$

$$a_f = (g_2 \mathcal{R}_{33} - g_Y \mathcal{R}_{23}) T_i^3, \quad (41)$$

$$v'_i = (g_2 \mathcal{R}_{31} - g_Y \mathcal{R}_{21}) T_i^3 + 2g_Y \mathcal{R}_{21} Q_i, \quad (42)$$

$$a'_f = (g_2 \mathcal{R}_{31} - g_Y \mathcal{R}_{21}) T_i^3. \quad (43)$$

In the above equations, $Q_i e$ is the electric charges of the SM fermions, g_Y is the original hypercharge gauge coupling in the electroweak theory.

The electric charge is altered by the mixing effects and is written as

$$e = \frac{g_2 g'_Y}{\sqrt{g_2^2 + g_Y'^2}}, \quad (44)$$

where the hypercharge gauge coupling is also modified to be $g'_Y = g_Y / \sqrt{1 + \epsilon^2 - 2\delta\epsilon}$.

When the mass of the dark photon is less than twice of dark fermion mass and is also less than twice of electron mass, the dark photon can only decay to pair of neutrino and anti-neutrino, and to three photons, as shown in Fig. 1. The coupling of the dark photon to neutrinos is calculated to be

$$-\mathcal{L}_{A' \bar{\nu} \nu} = \frac{1}{2} a'_\nu \bar{\nu}_L \gamma^\mu \nu_L A'_\mu \approx -\frac{1}{2} g'_Y (\delta - \epsilon) \epsilon_0^2 \bar{\nu}_L \gamma^\mu \nu_L A'_\mu, \quad (45)$$

where $M_0 = v \sqrt{g_2^2 + g_Y'^2} / 2 \approx M_Z$, almost identical to the original Z boson mass in the electroweak theory for small δ, ϵ , and we define $\epsilon_0 = M_{\gamma'} / M_0 \approx M_1 / M_Z$.

The decay width of the dark photon to neutrinos is given by

$$\Gamma_{\gamma' \nu \bar{\nu}} \sim \frac{g_Y'^2 (\delta - \epsilon)^2 \epsilon_0^4}{48\pi} M_{\gamma'}. \quad (46)$$

For a 100 keV dark photon where we have $\epsilon_0 \sim 10^{-6}$, take the largest value of $|\delta - \epsilon| \sim 10^{-12}$, one estimates that $\Gamma_{\gamma' \nu \bar{\nu}} \sim 10^{-55}$ GeV, which is much smaller than the dark photon to three photon decay width, given by

$$\Gamma_{\gamma' \rightarrow 3\gamma} \sim \frac{(\delta - \epsilon)^2 \alpha^4 M_{\gamma'}^9}{m_e^8}. \quad (47)$$

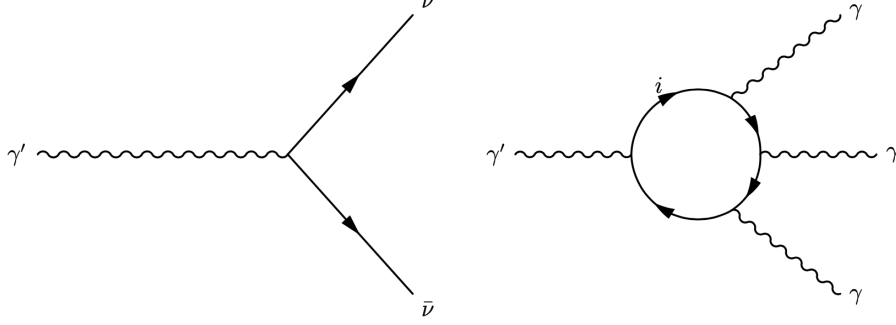


Figure 1: A display of dark photon decay channels for $M_{\gamma'} < 2m_e$, including the decay to pair of neutrino and anti-neutrino, and to three photons. Considering various constraints, the decay of the dark photon to neutrinos due to the mixing effect is always suppressed compared to the three-photon decay channel.

The above decay width gives rise to the lifetime of the dark photon to be roughly 10^{18} second, greater than the age of the Universe. While we are going to see in Section 4 that even the dark photon is stable during the age of the Universe, its couplings to the SM particles will be further constrained by the isotropic diffuse photon background (IDPB) data.

The interactions of A' , A^γ , Z to the dark fermion χ can be written as

$$-\mathcal{L}_\chi = g_X Q_\chi \left(\mathcal{R}_{11} A'_\mu + \mathcal{R}_{12} A_\mu^\gamma + \mathcal{R}_{13} Z_\mu \right) \bar{\chi} \gamma^\mu \chi. \quad (48)$$

After the mixing, the dark fermion χ will couple to the photon with

$$-\mathcal{L}_\chi^{\text{em}} = Q_\epsilon \bar{\chi} \gamma^\mu \chi A_\mu^\gamma = \epsilon g_X Q_\chi \cos \theta \bar{\chi} \gamma^\mu \chi A_\mu^\gamma, \quad (49)$$

where $Q_\epsilon \equiv \epsilon g_X Q_\chi \cos \theta$ is the millicharge carried by χ .

One can see clearly from the Eq. (49) that the millicharge carried by the dark fermion χ is generated by the mass mixing effect, and thus only depends on the mass mixing parameter ϵ . Once the mass mixing is turned off ($\epsilon = 0$), no millicharge will be generated. Thus the generation of millicharge has nothing to do with the kinetic mixing between $U(1)_X$ and the hypercharge gauge field.

Finally we summarize the order of the couplings induced by the kinetic mixing and the mass mixing:

$$A^\gamma \bar{i} i \sim e Q_i, \quad A^\gamma \chi \bar{\chi} \sim \epsilon g_X, \quad (50)$$

$$Z \bar{i} i \sim g_2, \quad Z \chi \bar{\chi} \sim \delta g_X, \quad (51)$$

$$A' \bar{i} i \sim |\delta - \epsilon| g_Y, \quad A' \chi \bar{\chi} \sim g_X. \quad (52)$$

2.4.2 $U(1)_X$ is broken via a dark Higgs

If the $U(1)_X$ is broken at some scale and achieves a mass via the dark $U(1)_X$ Higgs ϕ , the dark $U(1)_X$ breaking scale is important. Prior to the $U(1)_X$ breaking, the massless $U(1)_X$ mixed with the massless hypercharge gauge field via gauge kinetic terms. After the mixing

the dark fermion χ carrying the $U(1)_X$ charge, carries a milli-hypercharge proportional to the kinetic mixing parameter δ , as described in Section 2.1. As the temperature of the universe drops down, and considering the case that the $U(1)_X$ breaking scale is higher than the electroweak phase transition, in the stage of $U(1)_X$ is broken while before the electroweak phase transition, the massive $U(1)_X$ mixed with the massless hypercharge via kinetic terms. As discussed in Section 2.2, the dark particles carry zero hypercharge. When both of the $U(1)_X$ and electroweak symmetry are broken, the $U(1)_X$ gauge boson will mix with the electroweak sector and the mixing matrices become 3×3 , c.f., Eqs. (5) and (6)

$$\mathcal{K} = \begin{pmatrix} 1 & \delta & 0 \\ \delta & 1 & 0 \\ 0 & 0 & 1 \end{pmatrix}, \quad M^2 = \begin{pmatrix} g_X^2 u^2 + \frac{1}{4} y^2 g_Y^2 v^2 & \frac{1}{4} y g_Y^2 v^2 & -\frac{1}{4} y g_2 g_Y v^2 \\ \frac{1}{4} y g_Y^2 v^2 & \frac{1}{4} g_Y^2 v^2 & -\frac{1}{4} g_2 g_Y v^2 \\ -\frac{1}{4} y g_2 g_Y v^2 & -\frac{1}{4} g_2 g_Y v^2 & \frac{1}{4} g_2^2 v^2 \end{pmatrix}. \quad (53)$$

For the case of a general gauged $U(1)_{y+X}$ theory, where y is a very small fraction of the hypercharge, studied in for example [51], the dark particles can carry a tiny amount of hypercharge proportional to y . Finally, in the mass eigenbasis the dark particles then carry a tiny electric charge proportional to y . In this case the kinetic mixing and mass mixing does not play any role of generating such millicharge.

2.4.3 Kinetic mixing between a massless $U(1)$ and the hypercharge gauge field

In this subsection we discuss the case that the kinetic mixing between a *massless* $U(1)_X$ and the hypercharge gauge field, which can generate a millicharge proportional to the kinetic mixing parameter. Now the kinetic mixing matrix together with the mass matrix corresponding to the gauge eigenbasis $V^T = (B, C, A_3)$ are given by

$$\mathcal{K} = \begin{pmatrix} 1 & \delta & 0 \\ \delta & 1 & 0 \\ 0 & 0 & 1 \end{pmatrix}, \quad M^2 = \begin{pmatrix} \frac{1}{4} g_Y^2 v^2 & 0 & -\frac{1}{4} g_2 g_Y v^2 \\ 0 & 0 & 0 \\ -\frac{1}{4} g_2 g_Y v^2 & 0 & \frac{1}{4} g_2^2 v^2 \end{pmatrix}. \quad (54)$$

Using the formalism we have discussed in the previous subsection, diagonalizing both of the above two matrices simultaneously, is equivalent to diagonalizing a single matrix $K^T M^2 K$, with matrix K given in Eq. (36). In this case, this is done by using an orthogonal transformation O given by

$$O = \begin{pmatrix} \frac{-\sqrt{1-\delta^2} g_2}{\sqrt{(1-\delta^2)g_2^2 + g_Y^2}} & 0 & \frac{g_Y}{\sqrt{(1-\delta^2)g_2^2 + g_Y^2}} \\ 0 & 1 & 0 \\ \frac{-g_Y}{\sqrt{(1-\delta^2)g_2^2 + g_Y^2}} & 0 & \frac{-\sqrt{1-\delta^2} g_2}{\sqrt{(1-\delta^2)g_2^2 + g_Y^2}} \end{pmatrix}, \quad (55)$$

such that $(KO)^T M^2 KO$ is diagonal

$$(KO)^T M^2 KO = \begin{pmatrix} 0 & 0 & 0 \\ 0 & 0 & 0 \\ 0 & 0 & \frac{v^2}{4} \left(g_2^2 + \frac{1}{1-\delta^2} g_Y^2 \right) \end{pmatrix}, \quad (56)$$

which gives rise to only one nonzero eigenvalue for the Z boson mass-square.

The full transformation matrix is then computed as

$$\mathcal{R}^0 = KO = \begin{pmatrix} -\frac{g_2}{\sqrt{(1-\delta^2)g_2^2+g_Y^2}} & 0 & \frac{g_Y}{\sqrt{1-\delta^2}\sqrt{(1-\delta^2)g_2^2+g_Y^2}} \\ \frac{g_2\delta}{\sqrt{(1-\delta^2)g_2^2+g_Y^2}} & 1 & -\frac{g_Y\delta}{\sqrt{1-\delta^2}\sqrt{(1-\delta^2)g_2^2+g_Y^2}} \\ -\frac{g_Y}{\sqrt{(1-\delta^2)g_2^2+g_Y^2}} & 0 & -\frac{g_2\sqrt{1-\delta^2}}{\sqrt{(1-\delta^2)g_2^2+g_Y^2}} \end{pmatrix}. \quad (57)$$

The interaction of three neutral gauge bosons to the dark fermion χ is thus given by

$$-\mathcal{L}_\chi = g_X Q_\chi \left(\mathcal{R}_{21}^0 A_\mu^\gamma + \mathcal{R}_{22}^0 A'_\mu + \mathcal{R}_{23}^0 Z_\mu \right) \bar{\chi} \gamma^\mu \chi. \quad (58)$$

Specifically, the coupling of the dark fermion χ to the photon reads

$$-\mathcal{L}_\chi^{\text{em}} = g_X Q_\chi \mathcal{R}_{21}^0 A_\mu^\gamma \bar{\chi} \gamma^\mu \chi \approx \frac{\delta g_2 g_X Q_\chi}{\sqrt{g_2^2 + g_Y^2}} A_\mu^\gamma \bar{\chi} \gamma^\mu \chi, \quad (59)$$

generating a millicharge proportional to the kinetic mixing parameter, carried by the dark fermion.

3 Coupled Boltzmann equations with multiple temperatures

In Fig. 2, we graphically illustrate the model we discuss. Initially there is negligible amount of matter in the hidden sector. The dark fermion χ and the dark photon γ' are produced by the freeze-in production of the SM particles. Once the matter inside the hidden sector accumulated, hidden sector interactions start to take place, such as $\chi\bar{\chi} \leftrightarrow \gamma'\gamma'$ which will change the number densities of χ and γ' . The hidden sector interactions occur simultaneously with the freeze-in processes. The hidden sector possesses a different temperature T_h , which is related to the visible sector temperature T_v (the temperature of the observed Universe, and we will omit the subscript v from here), with the function $\eta(T_h)$. When the dark photon mass is greater than twice of electron mass, the dark photon will eventually decay to (mostly) electron-positron pairs. When the dark photon mass is less than twice of electron mass, it can only decay into two neutrinos and to three photons and must be made stable through the age of the Universe, see discussions in Section 2.4.1.

As shown in [37], for the cases that SM extended by one or multiple hidden sectors interacting feebly with the visible sector, the hidden sectors will evolve by themselves, especially they can possess temperatures distinct from the visible sector temperature. In this section we will review the temperature-dependent coupled Boltzmann equations of the millicharge dark particle χ and the dark photon γ' for the model described in Section 2.4.1, as well as the evolution equation of $\eta(T_h) = T/T_h$, with $T(T_h)$ being the visible (hidden) sector temperature. By solving these coupled differential equations simultaneously, one obtains the evolution of hidden sector particle number densities and the hidden sector temperature. In the analysis we notice that the entropies in the hidden and the visible sectors are not separately preserved, but their sum is conserved, which is imposed in the analysis. Since we are mostly interested in the evolution of the hidden sector, we will use the hidden sector temperature T_h as the clock and the temperature in the visible sector is related to the hidden sector via the function η .

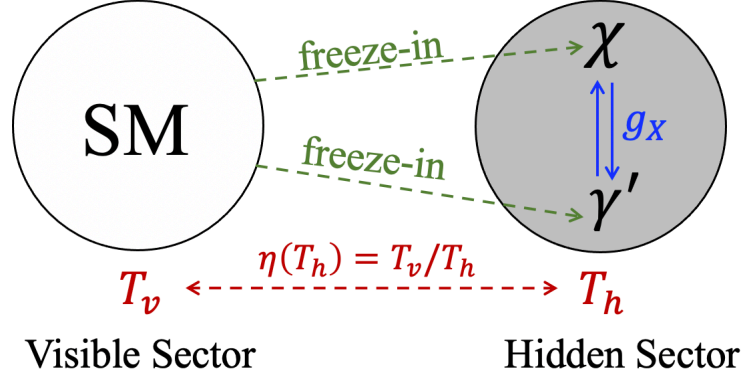


Figure 2: A graphic illustration of the model we discuss. The $U(1)_X$ hidden sector connects to the SM with tiny kinetic and mass mixings, and thus it has only feeble interactions with SM particles. The hidden sector possesses a different temperature T_h , related to the visible sector temperature T_v with the function $\eta(T_h)$. The dark fermion χ and the dark photon γ' are produced through the freeze-in of the SM particles. Inside the hidden sector, χ and γ' can have either strong or weak (maybe ultraweak) interactions such as $\chi\bar{\chi} \leftrightarrow \gamma'\gamma'$. The hidden sector interactions and the freeze-in productions occur simultaneously and are related to T_h and T_v respectively, and must be addressed jointly.

3.1 Derivation of the evolution of hidden sector particles

In this subsection we review the derivation of the evolution of hidden sector temperature [37]. We start from the two Friedmann equations for a flat universe

$$H^2 = \frac{8\pi G_N}{3}\rho, \quad (60)$$

$$\frac{\ddot{a}}{a} = -\frac{4\pi G_N}{3}(\rho + 3p), \quad (61)$$

where G_N is Newton's gravitational constant, ρ and p are respectively the energy density and pressure, give rise to the continuity equation

$$\frac{d\rho}{dt} + 3H(\rho + p) = 0. \quad (62)$$

By using T_h as the clock, we can then obtain the following relation from Eq. (62)

$$\frac{dT_h}{dt} = -\frac{4\zeta\rho}{\frac{d\rho}{dT_h}}H, \quad (63)$$

where $\zeta = \frac{3}{4}(1 + p/\rho)$. Here $\zeta = 1$ is for the radiation dominated era and $\zeta = 3/4$ for the matter dominated universe. We assume that the hidden sector interacts with the visible sector feebly and the continuity equations for the two sectors are modified to be

$$\frac{d\rho_h}{dt} + 3H(\rho_h + p_h) = j_h, \quad (64)$$

$$\frac{d\rho_v}{dt} + 3H(\rho_v + p_v) = -j_h, \quad (65)$$

where the subscripts v and h correspond to the visible and hidden sectors, respectively, and j_h is the source term in the hidden sector and arises from freeze-in. Using the chain rule and together with Eqs. (63) and (64), one obtains

$$\rho \frac{d\rho_h}{dT_h} = \left(\frac{\zeta_h}{\zeta} \rho_h - \frac{j_h}{4H\zeta} \right) \frac{d\rho}{dT_h}, \quad (66)$$

where $\zeta_h = \frac{3}{4}(1 + p_h/\rho_h)$ and interpolates between $\zeta_h = 1$ for radiation dominance and $\zeta_h = 3/4$ for matter dominance in the hidden sector. Since $\rho = \rho_v + \rho_h$, we have $d\rho/dT_h = d\rho_v/dT_h + d\rho_h/dT_h$ and together with Eq. (66), we can solve for $d\rho_v/dT_h$ in terms of $d\rho_h/dT_h$ and get

$$\frac{d\rho_v}{dT_h} = \frac{\zeta\rho_v + \rho_h(\zeta - \zeta_h) + j_h/(4H)}{\zeta_h\rho_h - j_h/(4H)} \frac{d\rho_h}{dT_h}. \quad (67)$$

In the analysis, we use the constraint that the total entropy $S = sR^3$ is conserved which gives $ds/dt + 3Hs = 0$ with

$$s = \frac{2\pi^2}{45} (h_{\text{eff}}^v T^3 + h_{\text{eff}}^h T_h^3), \quad (68)$$

where h_{eff}^v (h_{eff}^h) is the visible (hidden) effective entropy degrees of freedom. The Hubble parameter also depends on both T and T_h as can be seen from the Friedmann equation

$$H^2 = \frac{8\pi G_N}{3} [\rho_v(T) + \rho_h(T_h)], \quad (69)$$

where $\rho_v(T)$ and $\rho_h(T_h)$ are the energy density in the visible sector and in the hidden sector respectively and are given by

$$\rho_v = \frac{\pi^2}{30} g_{\text{eff}}^v T^4, \quad \rho_h = \frac{\pi^2}{30} g_{\text{eff}}^h T_h^4. \quad (70)$$

$g_{\text{eff}}^v, h_{\text{eff}}^v$ are functions of T and we use the fits given in [60–62] to parameterize them while $g_{\text{eff}}^h, h_{\text{eff}}^h$ are functions of T_h and we use temperature dependent integrals given in [63] to parameterize them.

Combining equations discussed above, the evolution of the ratio of temperatures for two sectors $\eta = T/T_h$ can be derived as

$$\frac{d\eta}{dT_h} = -\frac{A_v}{B_v} + \frac{\zeta\rho_v + \rho_h(\zeta - \zeta_h) + j_h/(4H)}{B_v[\zeta_h\rho_h - j_h/(4H)]} \frac{d\rho_h}{dT_h}, \quad (71)$$

with

$$A_v = \frac{\pi^2}{30} \left(\frac{dg_{\text{eff}}^v}{dT} \eta^5 T_h^4 + 4g_{\text{eff}}^v \eta^4 T_h^3 \right), \quad (72)$$

$$B_v = \frac{\pi^2}{30} \left(\frac{dg_{\text{eff}}^v}{dT} \eta^4 T_h^5 + 4g_{\text{eff}}^v \eta^3 T_h^4 \right). \quad (73)$$

Now ρ_h and p_h , which enter in the definition of ζ_h , are determined in terms of $\rho_{\gamma'}$, $p_{\gamma'}$, ρ_χ , p_χ so that $\rho_h = \rho_{\gamma'} + \rho_\chi$ and $p_h = p_{\gamma'} + p_\chi$, where $\rho_{\gamma'}$ and $p_{\gamma'}$ are given by

$$\rho_{\gamma'} = \frac{g_{\gamma'} T_h^4}{2\pi^2} \int_{x_{\gamma'}}^{\infty} \frac{x^3 dx}{e^x - 1}, \quad \text{and} \quad p_{\gamma'} = \frac{g_{\gamma'} T_h^4}{6\pi^2} \int_{x_{\gamma'}}^{\infty} \frac{(x^2 - x_{\gamma'}^2) dx}{e^x - 1}, \quad (74)$$

$$\rho_\chi = \frac{g_\chi T_h^4}{2\pi^2} \int_{x_\chi}^{\infty} \frac{x^3 dx}{e^x + 1}, \quad \text{and} \quad p_\chi = \frac{g_\chi T_h^4}{6\pi^2} \int_{x_\chi}^{\infty} \frac{(x^2 - x_\chi^2) dx}{e^x + 1}, \quad (75)$$

where $g_{\gamma'} = 3$, $g_\chi = 4$ are degrees of freedom of dark photon and dark fermion respectively, and $x_{\gamma'} = m_{\gamma'}/T_h$, $x_\chi = m_\chi/T_h$. The H and s are given by

$$s = \frac{2\pi^2}{45} (h_{\text{eff}}^v \eta^3 + h_{\text{eff}}^h) T_h^3, \quad (76)$$

$$H^2 = \frac{\pi^2}{90 M_{\text{Pl}}^2} (g_{\text{eff}}^v \eta^4 + g_{\text{eff}}^h) T_h^4, \quad (77)$$

and the ratio s/H can be written as

$$\frac{s}{H} = \frac{2\sqrt{2}\pi}{\sqrt{45}} \frac{h_{\text{eff}}}{\sqrt{g_{\text{eff}}}} M_{\text{Pl}} T_h, \quad (78)$$

where $M_{\text{Pl}} \equiv \sqrt{\frac{1}{8\pi G_N}} = 2.4 \times 10^{18}$ GeV.

In the dark sector, the effective degrees of freedom include those for the dark photon and for the dark fermion

$$g_{\text{eff}}^h = g_{\text{eff}}^{\gamma'} + \frac{7}{8} g_{\text{eff}}^\chi, \quad \text{and} \quad h_{\text{eff}}^h = h_{\text{eff}}^{\gamma'} + \frac{7}{8} h_{\text{eff}}^\chi. \quad (79)$$

At temperature T_h , g_{eff} and h_{eff} for the particles γ' and χ are given by

$$g_{\text{eff}}^{\gamma'} = \frac{45}{\pi^4} \int_{x_{\gamma'}}^{\infty} \frac{\sqrt{x^2 - x_{\gamma'}^2}}{e^x - 1} x^2 dx, \quad \text{and} \quad h_{\text{eff}}^{\gamma'} = \frac{45}{4\pi^4} \int_{x_{\gamma'}}^{\infty} \frac{\sqrt{x^2 - x_{\gamma'}^2}}{e^x - 1} (4x^2 - x_{\gamma'}^2) dx, \quad (80)$$

$$g_{\text{eff}}^\chi = \frac{60}{\pi^4} \int_{x_\chi}^{\infty} \frac{\sqrt{x^2 - x_\chi^2}}{e^x + 1} x^2 dx, \quad \text{and} \quad h_{\text{eff}}^\chi = \frac{15}{\pi^4} \int_{x_\chi}^{\infty} \frac{\sqrt{x^2 - x_\chi^2}}{e^x + 1} (4x^2 - x_\chi^2) dx.$$

When temperatures go above the mass of the particles, the particles become relativistic and their effective degrees of freedom take constant values: $g_{\text{eff}}^{\gamma'} = h_{\text{eff}}^{\gamma'} = 3$ for $T_h \gg m_{\gamma'}$ and $g_{\text{eff}}^\chi = h_{\text{eff}}^\chi = 4$ for $T_h \gg m_\chi$.

3.2 Coupled Boltzmann equations from two sectors

With the above preparation, we are now ready to write down the Boltzmann equations for the number densities of the dark fermions χ and of the dark photons γ' . For the model we discuss, we have the following Boltzmann equations for the χ fermion and dark photon γ' number densities

$$\frac{dn_\chi}{dt} + 3Hn_\chi = \sum_{i \in \text{SM}} \left\{ (n_\chi^{\text{eq}})^2 \langle \sigma v \rangle_{\chi\bar{\chi} \rightarrow i\bar{i}}^T + n_{\gamma'^*} \langle \Gamma \rangle_{\gamma'^* \rightarrow \chi\bar{\chi}}^T \right.$$

$$\begin{aligned}
& + \theta(M_{\gamma'} - 2m_\chi) \left[-n_\chi^2 \langle \sigma v \rangle_{\bar{\chi}\chi \rightarrow \gamma'}^{T_h} + n_{\gamma'} \langle \Gamma \rangle_{\gamma' \rightarrow \chi\bar{\chi}}^{T_h} \right] \\
& - n_\chi^2 \langle \sigma v \rangle_{\chi\bar{\chi} \rightarrow \gamma'\gamma'}^{T_h} + n_{\gamma'}^2 \langle \sigma v \rangle_{\gamma'\gamma' \rightarrow \chi\bar{\chi}}^{T_h} \Big\}, \tag{81}
\end{aligned}$$

$$\begin{aligned}
\frac{dn_{\gamma'}}{dt} + 3Hn_{\gamma'} = & \sum_{i \in \text{SM}} \left\{ n_\chi^2 \langle \sigma v \rangle_{\bar{\chi}\chi \rightarrow \gamma'\gamma'}^{T_h} - n_{\gamma'}^2 \langle \sigma v \rangle_{\gamma'\gamma' \rightarrow \chi\bar{\chi}}^{T_h} \right. \\
& + \theta(M_{\gamma'} - 2m_\chi) \left[n_\chi^2 \langle \sigma v \rangle_{\bar{\chi}\chi \rightarrow \gamma'}^{T_h} - n_{\gamma'} \langle \Gamma \rangle_{\gamma' \rightarrow \chi\bar{\chi}}^{T_h} \right] \\
& + \theta(M_{\gamma'} - 2m_i) \left[n_i^2 \langle \sigma v \rangle_{i\bar{i} \rightarrow \gamma'}^T - n_{\gamma'} \langle \Gamma \rangle_{\gamma' \rightarrow i\bar{i}}^{T_h} \right] \\
& \left. + n_i^2 \langle \sigma v \rangle_{i\bar{i} \rightarrow \gamma'\gamma'}^T + 2n_i n_{\gamma'}^{\text{eq}} \langle \sigma v \rangle_{i\gamma' \rightarrow i\gamma}^T \right\}, \tag{82}
\end{aligned}$$

where the upper subscript is the visible sector temperature T or hidden sector temperature T_h that the corresponding process is depending on. The freeze-in processes are marked by **green color** to be distinguishable to other hidden sector processes. Later we will use T_h as the reference temperature and replace T by $T_h\eta$. In the above equations, i and \bar{i} represent SM fermions and anti-fermions, γ^* denotes the plasmon which expresses photons with effective in-medium mass in the early universe, c.f., Appendix B for a brief review. All the terms in the above equations with subscript ^{eq} indicate that we are calculating the corresponding process reversely for computation simplicity. In such calculations, we use the equilibrium values of comoving number densities (depending on the visible sector temperature T)

$$Y_a^{\text{eq}} = \frac{n_a^{\text{eq}}}{s} = \frac{g_a}{2\pi^2 s} m_a^2 T K_2 \left(\frac{m_a}{T} \right), \quad \text{for particle species } a, \tag{83}$$

which are usually not in equilibrium in the thermal bath. For example, the freeze-in process $i\bar{i} \rightarrow \chi\bar{\chi}$ is computed via the inverse process $\chi\bar{\chi} \rightarrow i\bar{i}$ using the comoving number density of χ as if it is in equilibrium in the thermal bath, which is much easier to calculate compared to the original process. The theta functions indicate whether the three-point decay or combination can occur. If the mass of dark photon is greater than twice of the dark fermion mass, i.e., $M_{\gamma'} > 2m_\chi$, three-point processes $\gamma' \leftrightarrow \chi\bar{\chi}$ are much stronger than the four-point processes $\chi\bar{\chi} \leftrightarrow \gamma'\gamma'$ which can be safely ignored. However, we can conclude from our analysis in Section 4.3: for the freeze-in production of the dark photon, the four-point freeze-in channels must be considered even the three-point freeze-in channels are present. The additional factor of 2 corresponding to the process $i\gamma \rightarrow i\gamma'$ also counts the anti-fermion contribution $\bar{i}\gamma \rightarrow \bar{i}\gamma'$.

All relevant freeze-in processes for the dark fermion χ are shown in Fig. 3. The freeze-in processes for the dark photon γ' are shown in Fig. 4, if $M_{\gamma'}$ is greater than twice of electron so that the three-point processes via SM fermion combination $i\bar{i} \rightarrow \gamma'$ can occur. If $M_{\gamma'} < 2m_e$, since the partial decay widths of dark photon to neutrinos are highly suppressed, c.f., Eq. (45), the feasible production channels can only be the four-point interactions, shown in Fig. 5. We notice here that the production channel of $i\bar{i} \rightarrow \gamma'\gamma'$ are suppressed, compared to $i\bar{i} \rightarrow \gamma\gamma'$. Four-point freeze-in production via interactions $i\bar{i} \rightarrow Z\gamma'$, $iZ \rightarrow i\gamma'$ and $\bar{i}Z \rightarrow \bar{i}\gamma'$ are also suppressed compared with the same interactions with Z replaced by the photon. We also collect all the dark sector self-interactions in Fig. 6, depending on the masses of the dark fermion and the dark photon.

We then analyze the evolution of n_χ , $n_{\gamma'}$ and η as a function of T_h . For the computation of the relic density, it is more convenient to deal directly with the comoving number densities

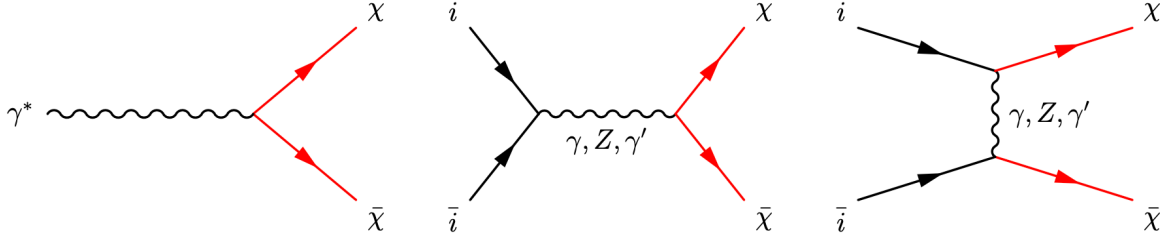


Figure 3: A display of dark fermion production channels, including the SM fermion annihilation through s and t channels, as well as the plasmon decay.

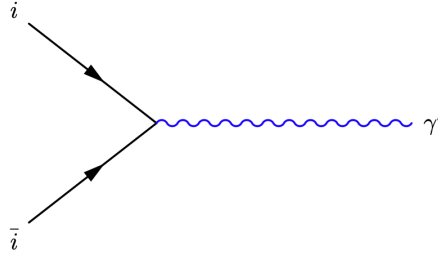


Figure 4: A display of dark photon three-point production channel, when the dark photon mass is heavier than at least twice of electrons. As the mass of the dark photon increases, more combination channels involving SM fermions will become accessible.

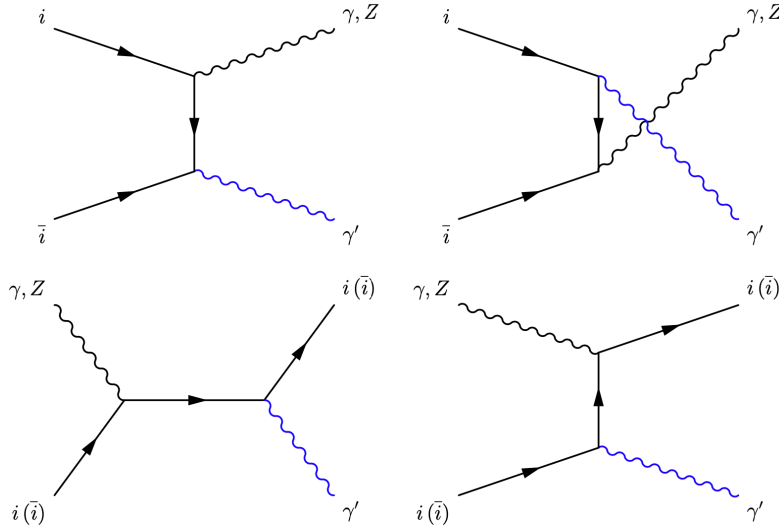


Figure 5: A display of dark photon four-point production channels, including $i\bar{i} \rightarrow \gamma' + \gamma, Z$ and $i(\bar{i}) + \gamma, Z \rightarrow i(\bar{i})\gamma'$, although interactions involving the Z boson are suppressed. Crucially, we noticed in our analysis that even the three-point productions shown in Fig. 4 are available, the contribution from four-point production channels are still quite significant and should not be neglected.

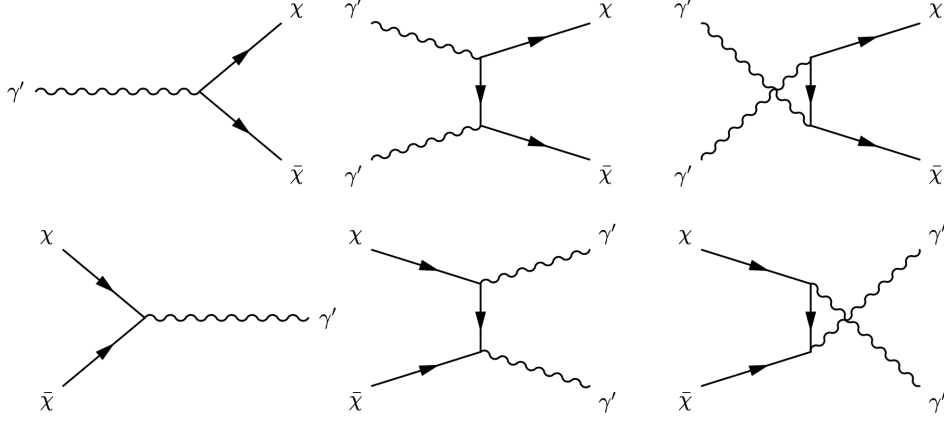


Figure 6: A display of various hidden sector self-interactions with particle number changing, including: $\chi\bar{\chi} \leftrightarrow \gamma'$, $\chi\bar{\chi} \leftrightarrow \gamma'\gamma'$. The hidden sector will encounter dark matter freeze-out depending on the masses of the dark particles, discussed explicitly in Section 4 for six different cases.

defined by the number density of a species a divided by the entropy s , i.e., $Y_a = n_a/s$. We assume there is no initial abundance for the dark particles χ, γ' and they are produced through freeze-in processes from SM particles. The hidden sector particles can have rather strong interactions such as $\chi\bar{\chi} \leftrightarrow \gamma'\gamma'$ within the hidden sector. Thus for the case that $U(1)_X$ hidden sector interacts with the visible sector with feeble couplings and evolves almost independently with a temperature $T_h = T/\eta$, the evolution equations of the dark fermion χ and the dark photon γ' are given by the coupled Boltzmann equations for the comoving number densities Y_χ and $Y_{\gamma'}$ and η :

$$\begin{aligned} \frac{dY_\chi}{dT_h} = & -\frac{s}{H} \frac{d\rho_h/dT_h}{4\rho_h - j_h/H} \sum_{i \in \text{SM}} \left\{ (Y_\chi^{\text{eq}})^2 \langle \sigma v \rangle_{\chi\bar{\chi} \rightarrow i\bar{i}}^{T_h \eta} + \frac{1}{s} Y_{\gamma'^*} \langle \Gamma \rangle_{\gamma'^* \rightarrow \chi\bar{\chi}}^{T_h \eta} \right. \\ & + \theta(M_{\gamma'} - 2m_\chi) \left[-Y_\chi^2 \langle \sigma v \rangle_{\chi\bar{\chi} \rightarrow \gamma'}^{T_h} + \frac{1}{s} Y_{\gamma'} \langle \Gamma \rangle_{\gamma' \rightarrow \chi\bar{\chi}}^{T_h} \right] \\ & \left. - Y_\chi^2 \langle \sigma v \rangle_{\chi\bar{\chi} \rightarrow \gamma'\gamma'}^{T_h} + Y_{\gamma'}^2 \langle \sigma v \rangle_{\gamma'\gamma' \rightarrow \chi\bar{\chi}}^{T_h} \right\}, \end{aligned} \quad (84)$$

$$\begin{aligned} \frac{dY_{\gamma'}}{dT_h} = & -\frac{s}{H} \frac{d\rho_h/dT_h}{4\rho_h - j_h/H} \sum_{i \in \text{SM}} \left\{ Y_\chi^2 \langle \sigma v \rangle_{\chi\bar{\chi} \rightarrow \gamma'\gamma'}^{T_h} - Y_{\gamma'}^2 \langle \sigma v \rangle_{\gamma'\gamma' \rightarrow \chi\bar{\chi}}^{T_h} \right. \\ & + \theta(M_{\gamma'} - 2m_\chi) \left[Y_\chi^2 \langle \sigma v \rangle_{\chi\bar{\chi} \rightarrow \gamma'}^{T_h} - \frac{1}{s} Y_{\gamma'} \langle \Gamma \rangle_{\gamma' \rightarrow \chi\bar{\chi}}^{T_h} \right] \\ & + \theta(M_{\gamma'} - 2m_i) \left[Y_i^2 \langle \sigma v \rangle_{i\bar{i} \rightarrow \gamma'}^{T_h \eta} - \frac{1}{s} Y_{\gamma'} \langle \Gamma \rangle_{\gamma' \rightarrow i\bar{i}}^{T_h} \right] \\ & \left. + Y_i^2 \langle \sigma v \rangle_{i\bar{i} \rightarrow \gamma'\gamma}^{T_h \eta} + 2Y_i Y_{\gamma'}^{\text{eq}} \langle \sigma v \rangle_{i\gamma' \rightarrow i\gamma}^{T_h \eta} \right\}, \end{aligned} \quad (85)$$

$$\frac{d\eta}{dT_h} = -\frac{A_v}{B_v} + \frac{\rho_v + j_h/(4H)}{\rho_h - j_h/(4H)} \frac{d\rho_h}{dT_h}, \quad (86)$$

where the energy transfer density (the source term of the hidden sector) is given by

$$j_h = \sum_{i \in \text{SM}} \left[2Y_i^2 s^2 J_{i\bar{i} \rightarrow \chi \bar{\chi}}^T + 2Y_{\gamma^*} s J_{\gamma^* \rightarrow \chi \bar{\chi}}^T + Y_i^2 s^2 J_{i\bar{i} \rightarrow \gamma' \gamma}^T + 2Y_i Y_{\gamma'}^{\text{eq}} s^2 J_{i\gamma' \rightarrow i\gamma}^T \right. \\ \left. + \theta(M_{\gamma'} - 2m_i) \left(Y_i^2 s^2 J_{i\bar{i} \rightarrow \gamma'}^T - Y_{\gamma'} s J_{\gamma' \rightarrow i\bar{i}}^T \right) \right], \quad (87)$$

and

$$Y_a^{\text{eq}}(T) Y_b^{\text{eq}}(T) s^2 J(ab \rightarrow cd)(T) = \frac{T}{32\pi^4} \int_{s_0}^{\infty} ds \sigma_{cd \rightarrow ab} s (s - s_0) K_2(\sqrt{s}/T), \quad (88)$$

$$Y_a J_{a \rightarrow bc} = Y_a m_a \Gamma_{a \rightarrow bc}. \quad (89)$$

The cross-section is given by

$$\sigma_{ab \rightarrow cd} = \frac{1}{g_a g_b} \frac{1}{2E_a 2E_b |v_a - v_b|} \int d\Pi_c d\Pi_d |M|_{ab \rightarrow cd}^2 (2\pi)^4 \delta^4(p_a + p_b - p_c - p_d), \quad (90)$$

where $|M|_{ab \rightarrow cd}^2$ is *summed over* initial and final spins, the momentum phase space element is defined as

$$d\Pi_i \equiv \frac{d^3 \mathbf{p}_i}{(2\pi)^3 2E_i}, \quad (91)$$

and the thermally averaged cross-section reads

$$\langle \sigma v \rangle_{ab \rightarrow cd}^T \equiv \frac{\int d\Pi_a d\Pi_b \sigma v e^{-E_a/T} e^{-E_b/T}}{\int d\Pi_a d\Pi_b e^{-E_a/T} e^{-E_b/T}}. \quad (92)$$

We now inspect some specific details concerning coefficients that require attention when solving the Boltzmann equations.

- For processes involving SM fermions, one needs to consider all types of fermions along with their corresponding anti-fermions. Take the process $i\bar{i} \rightarrow \gamma'$ as an example, in the calculation we need the value of $n_{q_i} n_{\bar{q}_i}$ which is derived as

$$n_{q_i} n_{\bar{q}_i} = 3g_q g_{\bar{q}} \left[\frac{m_i^2}{2\pi^2} T K_2 \left(\frac{m_i}{T} \right) \right]^2 = (3 \times 2 \times 2) \times \left[\frac{m_i^2}{2\pi^2} T K_2 \left(\frac{m_i}{T} \right) \right]^2, \quad (93)$$

where the factor 3 indicates three colors of quarks annihilate with anti-quarks carrying the same color, for all six flavors of quarks. This calculation is analogous for leptons without accounting for the color factor.

- When calculating the energy density and pressure, contributions from both χ and $\bar{\chi}$ should be considered. Hence in Eq. (75) we have

$$g_{\chi}^{\text{total}} = g_{\chi} + g_{\bar{\chi}} = 4. \quad (94)$$

- Since we consider a model with symmetric component of dark matter, we have $Y_{\chi} = Y_{\bar{\chi}}$ with $g_{\chi} = g_{\bar{\chi}} = 2$. The evolution of $\bar{\chi}$ is identical to the evolution of χ in the hidden sector, and thus the total dark fermion number density in a comoving volume is $2Y_{\chi}$.

All types of thermally averaged cross-sections for various processes are summarized below:

1. Fermion annihilation $a\bar{a} \rightarrow bc$. SM fermions or hidden sector fermions can annihilate to a pair of fermion and anti-fermion, or to two gauge bosons, which can be universally expressed as

$$\langle\sigma v\rangle_{a\bar{a}\rightarrow bc}^T = \frac{1}{8m_a^4 T K_2^2(m_a/T)} \int_{4m_a^2}^{\infty} ds \sigma(s) \sqrt{s} (s - 4m_a^2) K_1(\sqrt{s}/T). \quad (95)$$

2. Fermion elastic scattering $ab \rightarrow cd$. A fermion scatters off a gauge boson, producing a fermion with a gauge boson

$$\langle\sigma v\rangle_{ab\rightarrow cd}^T = \frac{1}{8m_a^2 m_b^2 T K_2(m_a/T) K_2(m_b/T)} \times \int_{(m_a+m_b)^2}^{\infty} ds \sigma(s) \sqrt{s} [s - (m_a + m_b)^2] K_1(\sqrt{s}/T). \quad (96)$$

3. Neutral gauge boson decay $a \rightarrow b\bar{b}$. A neutral gauge boson (Z, γ' and plasmon γ^*) can decay into a pair of fermion and anti-fermion

$$\langle\Gamma\rangle_{a\rightarrow b\bar{b}}^T = \Gamma_{a\rightarrow b\bar{b}} \frac{K_1(m_a/T)}{K_2(m_a/T)}. \quad (97)$$

4. Fermion pair combination $b\bar{b} \rightarrow a$. A pair of fermion and anti-fermion combines into a massive gauge boson

$$\langle\sigma v\rangle_{b\bar{b}\rightarrow a}^T = \frac{\sigma_{b\bar{b}\rightarrow a}^0(m_a^2) m_a (m_a^2 - 4m_b^2) K_1(m_a/T)}{8m_b^4 T K_2^2(m_b/T)}, \quad (98)$$

with $\sigma_{b\bar{b}\rightarrow a}^0$ representing the part without the delta function in the cross-section $\sigma_{b\bar{b}\rightarrow a}(s)$.

In the above equations, K_1 and K_2 are the modified Bessel function of the second kind and degrees one and two, respectively. The cross-sections of all relevant processes discussed in this work are given in Appendix C.

Given a set of values $\{m_\chi, M_{\gamma'}, g_X, \delta, \epsilon\}$ and the initial value of $\eta = T/T_h$, one can calculate the full evolution of the hidden sector particles as well as the change of the hidden sector temperature. The initial value of $\eta = T/T_h$ will not modify the final abundance so much but will alter the details of the dark particles evolution, as discussed in [37, 64]. A complete analysis for the evolution of a $U(1)$ hidden sector interacting feebly with the SM from the reheating stage, including the determination of the initial value of η , is discussed in a companion paper [65].

In the calculation, the expansion of non-relativistic thermally averaged cross-section is useful, and is given in [61] as

$$\langle\sigma v\rangle = a^{(0)} + \frac{3}{2}a^{(1)}x^{-1} + \frac{15}{8}a^{(2)}x^{-2} + \dots \quad (99)$$

at low temperatures, where $x = m/T$, and $a^{(n)}$ indicates the n th derivative of σv_{lab} with respect to $\kappa = (s - 4m^2)/4m^2$ (m is the mass of the incoming particle) evaluated at $\kappa = 0$. Similarly for the thermally averaged decay width, one has the expansion at low temperatures,

$$\langle\Gamma\rangle_{a\rightarrow bc} = \Gamma_{a\rightarrow bc} \left(1 - \frac{3}{2}x^{-1} + \frac{15}{8}x^{-2} + \dots\right). \quad (100)$$

4 Evolution of matter in visible and hidden sectors

4.1 $U(1)_X$ sub-GeV dark matter via freeze-in

In this section, we discuss the production of $U(1)_X$ sub-GeV millicharge dark matter χ and dark photon γ' via freeze-in mechanism. In some of the cases, the dark photon can also be stable and serve as a dark matter candidate, although we will see its abundance is usually tiny. As discussed in Section 2, millicharged dark matter can be produced via Stueckelberg mass mixing, with a millicharge proportional to $\epsilon = M_2/M_1$. In addition to the freeze-in production processes, there are also quite strong interactions within the hidden sector like $\chi\bar{\chi} \leftrightarrow \gamma'\gamma'$, and $\chi\bar{\chi} \leftrightarrow \gamma'$ if the dark photon is heavier than twice of χ mass. Since the couplings between the visible sector and the hidden sector are feeble, the hidden sector temperature T_h evolves almost independently from the visible sector temperature T (the temperature of the Universe). As the freeze-in processes and the hidden sector interactions (depending on the hidden sector temperature T_h) occur simultaneously, we use the formalism discussed in Section 3 to calculate the full evolution of the hidden sector particles as well as the hidden sector temperature.

We will now explore six distinct scenarios upon the masses of dark matter χ and the dark photon γ' , each exhibiting markedly unique characteristics in the evolution of the hidden sector. The common feature of all these scenarios is that they have the same freeze-in production channel:

- **Dark fermion χ freeze-in production channels:** SM fermion annihilation $i\bar{i} \rightarrow \chi\bar{\chi}$, plasmon decay $\gamma^* \rightarrow \chi\bar{\chi}$. The Z boson decay channel $Z \rightarrow \chi\bar{\chi}$ is suppressed, since the abundance of Z in the early universe is Boltzmann suppressed at the temperature when the dark fermion χ is majorly produced (around the mass of χ in the sub-GeV region).
- **Dark photon γ' freeze-in production channels:** For $M_{\gamma'} > 2m_e$, the major production channel is the three-point channels $i\bar{i} \rightarrow \gamma'$ and four-point channels $i\bar{i} \rightarrow \gamma\gamma'$, $i\gamma \rightarrow i\gamma'$, $\bar{i}\gamma \rightarrow \bar{i}\gamma'$. For $M_{\gamma'} < 2m_e$, the production channels are $i\bar{i} \rightarrow \gamma\gamma'$, $i\gamma \rightarrow i\gamma'$, $\bar{i}\gamma \rightarrow \bar{i}\gamma'$. We emphasize here again that in the model the couplings of the dark photon to neutrinos are highly suppressed, c.f., Eq. (45), and thus either the decay of dark photon to neutrinos or the freeze-in production via neutrinos combination can be safely neglected.

We firstly discuss the case that the dark photon mass is greater than twice of the electron mass, i.e., $M_{\gamma'} > 2m_e$. In this case, the dark fermion χ is millicharged and serves as the dark matter candidate. The dark photons, due to the mixing of $U(1)_X$ and the SM, will ultimately undergo decay into electron and positron pairs, and are thus not dark matter candidates. The dark photon also has to decay before BBN for a valid model. Within this category we discuss three different cases:

Case 1: $m_\chi > M_{\gamma'} > 2m_e$, **dark matter χ** In this case hidden sector particles can interchange through the interaction $\chi\bar{\chi} \leftrightarrow \gamma'\gamma'$ (dark matter self-interactions such as $\chi\bar{\chi} \leftrightarrow \chi\bar{\chi}$ and $\chi\chi \leftrightarrow \chi\chi$ will not change the number densities of dark fermion and dark photon

and we will not discuss at this point). When the temperature drops down, the hidden sector encounters the dark fermion χ freeze-out. The dark photon will eventually decay into SM fermions through $\gamma' \rightarrow i\bar{i}$ (mostly to electron and positron pairs).

Case 2: $2m_\chi > M_{\gamma'} > m_\chi > 2m_e$, **dark matter** χ In this case hidden sector particles interchange through the interaction $\gamma'\gamma' \leftrightarrow \chi\bar{\chi}$. When the temperature drops down, the hidden sector encounters the dark photon γ' freeze-out. The leftover of the dark photon finally decay to SM fermions through $\gamma' \rightarrow i\bar{i}$.

Case 3: $M_{\gamma'} > 2m_\chi > 2m_e$, **dark matter** χ In this case hidden sector particles interchange mostly through the three-point interaction $\gamma' \leftrightarrow \chi\bar{\chi}$. Because of the rather strong interactions among the hidden sector, the dark photon will soon decay to $\chi\bar{\chi}$ when the temperature drops down. Four-point interactions can be neglected in this case. In addition, the decay channel of dark photon to SM fermions can also be neglected since the decay of $\gamma' \rightarrow \chi\bar{\chi}$ is so much strong.

We then discuss the case that the dark photon mass is less than twice of the electron mass, i.e., $M_{\gamma'} < 2m_e$. Again the dark fermion χ is millicharged and serves as the dark matter candidate. Since the decay channel $\gamma' \rightarrow e\bar{e}$ is forbidden, the dark photon can only decay to two neutrinos and to three photons which are usually quite rare, c.f., Fig 1. Focusing on these two interactions, by tuning the $U(1)_X$ gauge coupling as well as the kinetic mixing parameter δ and mass mixing parameter ϵ , one can make the photon stable throughout the entire age of the Universe, establishing the dark photon as a viable dark matter candidate. However, although the dark photon's lifetime is extended beyond the age of the Universe, it can still undergo decay, even in minuscule amounts. This decay contributes to the isotropic diffuse photon background (IDPB), which can be precisely measured. The IDPB imposes an even more stringent constraint on the couplings between the dark photon and SM fermions. We incorporate this constraint into our analysis and discover that it further diminishes the δ, ϵ when compared to the constraints posed by dark photon decay.

Within the category $M_{\gamma'} < 2m_e$ we also discuss three different cases:³

Case 4: $2m_e > m_\chi > M_{\gamma'}$, **dark matter** χ, γ' The hidden sector evolves through the interaction $\chi\bar{\chi} \leftrightarrow \gamma'\gamma'$, and the freeze-out of χ will occur when the temperature drops. The dark photon γ' is stable and receives stringent constraints from both its decay width as well as the IDPB.

Case 5: $2m_e > 2m_\chi > M_{\gamma'} > m_\chi$, **dark matter** χ, γ' The hidden sector evolves through the interaction $\gamma'\gamma' \leftrightarrow \chi\bar{\chi}$, and the freeze-out of γ' will occur when the temperature drops. The dark photon γ' is stable so the leftover of γ' cannot decay. The dark photon γ' again receives stringent constraints from both its decay width as well as the IDPB.

³For the models with $M_{\gamma'} < 2m_e$, one cannot make the dark photon unstable and decaying before BBN considering all the relevant experimental constraints.

Case 6: $2m_e > M_{\gamma'} > 2m_\chi$, **dark matter** χ For this case the hidden sector evolves via $\gamma' \leftrightarrow \chi\bar{\chi}$. The decay $\gamma' \rightarrow \chi\bar{\chi}$ is so strong given a relatively high $U(1)_X$ gauge coupling g_X , when temperature drops all the dark photon will decay into dark fermions. The evolution of the dark sector in this case is almost identical to Case 3.

Upon all the above six distinct cases, the interactions among the dark particles play very important roles in the hidden sector evolution. As the dark particles χ and γ' are accumulating via the freeze-in production, at some moment the hidden sector particles may reach thermal equilibrium within the hidden sector, since the hidden sector (gauge) coupling constant is much stronger than the freeze-in couplings. Depending on the masses of χ and γ' , the three-point interaction $\chi\bar{\chi} \leftrightarrow \gamma'$ and the four-point interactions $\chi\bar{\chi} \leftrightarrow \gamma'\gamma'$ become active. For Case 3 and Case 6, the three-point interaction $\chi\bar{\chi} \leftrightarrow \gamma'$ is allowed, which overwhelms the four-point interaction $\chi\bar{\chi} \leftrightarrow \gamma'\gamma'$. Eventually, the dark photon will entirely decay to $\chi\bar{\chi}$, leaving the dark fermion as the dark matter. For Case 1 and Case 4, in which $m_\chi > M_{\gamma'}$, the dark freeze-out for χ will occur in the hidden sector. As the interaction $\chi\bar{\chi} \rightarrow \gamma'\gamma'$ goes out of equilibrium, the dark freeze-out ended and the amount of the dark fermion χ freezes at the final value. While for Case 2 and Case 5, in which $2m_\chi > M_{\gamma'} > m_\chi$, the dark freeze-out for γ' will occur in the hidden sector. The dark freeze-out will finish when the interaction $\gamma'\gamma' \rightarrow \chi\bar{\chi}$ goes out of equilibrium, the leftover of the dark photon will either decay to electron-positron pair if $M_{\gamma'} > 2m_e$ (Case 2) or will remain as another component of dark matter if $M_{\gamma'} < 2m_e$ (Case 5) and its lifetime exceeds the age of the Universe.

4.2 Constraints, benchmark models and phenomenology

First of all we discuss all the relevant experimental constraints for the models we consider in this work. In the literature, people usually assume a kinetic mixing between an additional $U(1)_X$ and the $U(1)_{\text{em}}$ with a mixing parameter δ , which is different from the kinetic mixing parameter δ in our work indicating the kinetic mixing between $U(1)_X$ and the hypercharge gauge field $U(1)_Y$. As experiments setting constraints on the kinetic mixing parameter mostly from the dark photon interaction with electron and positron pair, we will have a translated relation of the current experimental constraints on our kinetic mixing parameter δ . The coupling of the dark photon to electron and positron pair through the Lagrangian from Eqs. (7) and (8) is computed to be

$$\mathcal{L}_{\gamma'e\bar{e}} = -\varepsilon e J^\mu A'_\mu = -\frac{g_2 g_Y}{\sqrt{g_2^2 + g_Y^2}} \delta \bar{e} \gamma^\mu e A'_\mu. \quad (101)$$

While for the case that $U(1)_X$ mixed with $U(1)_Y$ via kinetic terms and the Stueckelberg mass mixing, the coupling of the dark photon to electron and positron pair is given by Eq. (39)

$$\mathcal{L}_{\gamma'e\bar{e}} = -\frac{1}{2} \bar{e} \gamma^\mu (v'_e - a'_e \gamma^5) e A'_\mu = -\frac{g_2^2 g'_Y}{g_2^2 + g_Y'^2} (\delta - \epsilon) \bar{e} \gamma^\mu e A'_\mu. \quad (102)$$

Comparing Eqs. (101) and (102), one finds the relation

$$(\delta - \epsilon) = \frac{g_Y (g_2^2 + g_Y'^2)}{g_2 g'_Y \sqrt{g_2^2 + g_Y'^2}} \delta \approx \frac{\sqrt{g_2^2 + g_Y'^2}}{g_2} \delta, \quad (103)$$

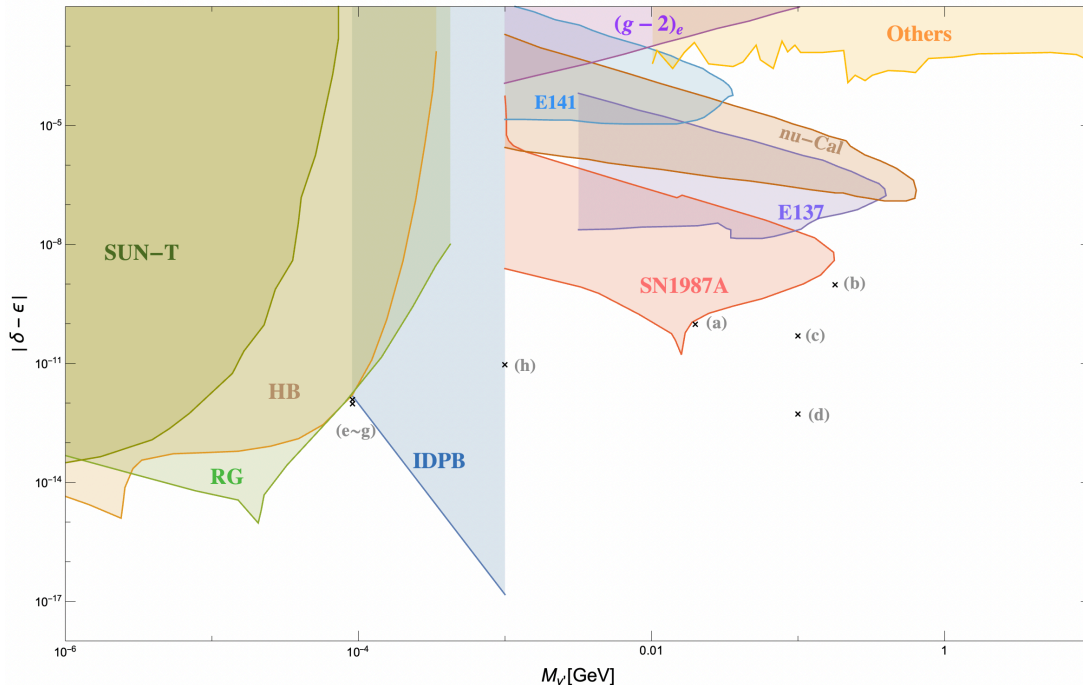


Figure 7: [color online] A display of current constraints (colored regions) on the absolute value of the kinetic mixing parameter minus the mass mixing parameter $|\delta - \epsilon|$, translated from the current constraints on the simplified kinetic mixing model people usually referenced, reviewed in Section 2.1, using Eq. (103). The limits for $M_{\gamma'} \gtrsim 1$ MeV come from supernova (SN1987A) [66], $(g-2)_e$ [67] and from various beam dump experiments: E141 [68], E137 [69–71], ν -Cal [72,73]. The light orange area in the upper right labeled “Others” includes some collider/fixed target experiments: CMS [74], BaBar [75], LHCb [76], KLOE [77–80] and A1 [81]. For the dark photon mass in the 1 keV – 1 MeV window, the shaded regions depict the existing constraints from solar lifetime (Sun-T), red giants (RG), horizontal branches (HB) [82–84] and from isotropic diffuse photon background (IDPB) [85–87]. All our benchmark models are also shown in the plot.

where $g'_Y \approx g_Y$ for small δ, ϵ . Thus the experimental constraint set on δ (parameter for kinetic mixing between $U(1)_X$ and the $U(1)_{\text{em}}$ in the simplified model discussed in Section 2.1) can be translated to a constraint on the parameter $|\delta - \epsilon|$ for the model we consider in this work, discussed in Section 2.4.1. We plot the current experimental constraints on the kinetic mixing parameter δ minus mass mixing parameter ϵ in Fig. 7, with all our benchmark models exhibited.

As discussed in Section 2.4.1, when the dark photon is less massive than twice of electron mass, dark photons can only decay to three photons, and to pairs of neutrino and anti-neutrino, as shown in Fig. 1. Within the parameter values we employ for our benchmark models, the decay of the dark photon to three photons is dominant over the neutrino decay channel.

Photons from the decay of the dark photon (even its lifetime exceeds the age of the

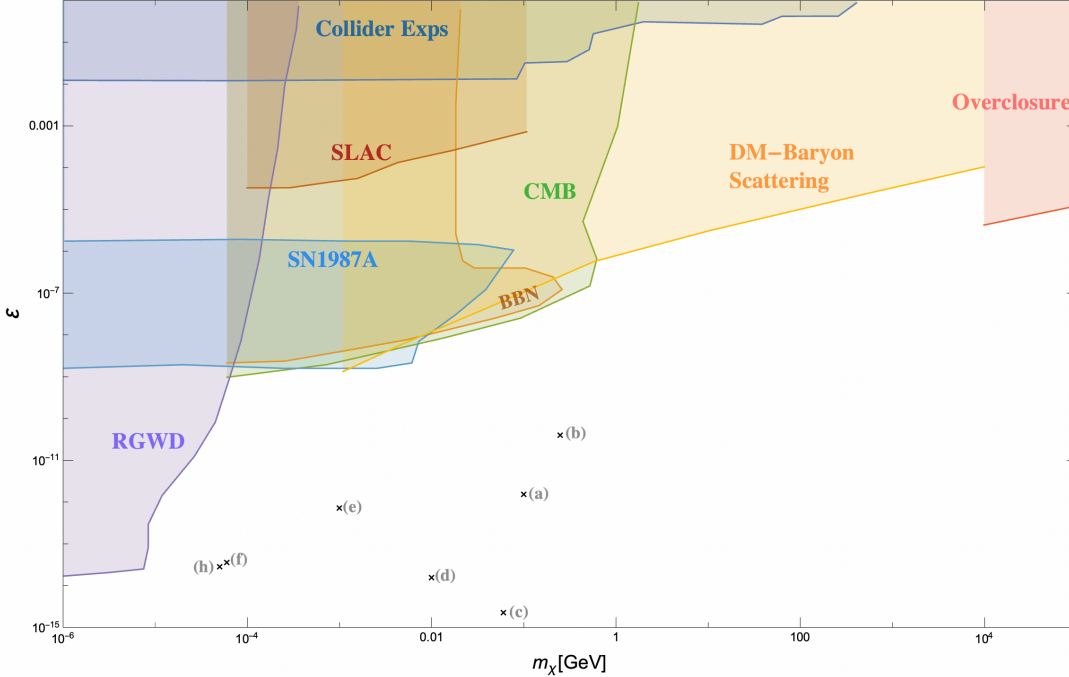


Figure 8: [color online] A display of current constraints on the millicharge carried by the dark particle versus its mass. The constraints arise from: red giants and white dwarfs (RGWD) [9], supernova (SN1897A) [16], SLAC milliQ experiment [6], N_{eff} during BBN and CMB [9, 13], overclosure of the Universe [4, 7] and multifarious collider experiments such as LEP, LHC, etc [1, 7]. We also show the limit on the elastic scattering between baryons and millicharged dark matter given by [15]. Our benchmark models are also shown in the plot.

Universe) will affect the observed γ -ray background and consequently impose stringent constraints on the parameter space. Various bounds on the decaying dark matter with a wide range of mass have been explored in details in [88–93], including 2-body and 3-body decays. Specifically, constraints on dark photon dark matter in the keV-MeV mass range were explored in [86], requiring that the γ -ray flux from decaying dark photon does not exceed the total observed flux of γ -ray. Model-independent constraints were established in [85] by demanding that the photon flux from $\gamma' \rightarrow 3\gamma$ decays must not surpass the measurements of the diffuse γ -ray background:

$$\frac{\mu \tau}{\text{GeV s}} \lesssim 10^{27} \left(\frac{\omega}{\text{GeV}} \right)^{1.3} \left(\frac{\Omega h^2}{0.1} \right), \quad (104)$$

with μ , τ , ω representing mass, lifetime and the energy of the decaying dark photon respectively. The lifetime τ can be calculated using the decay width $\Gamma_{\gamma' \rightarrow 3\gamma}$ given by Eq. (47), and the corresponding constraint is plotted in Fig. 7 indicated by “IDPB”.

People also searched millicharge particles as dark matter candidates and imposed constraints from laboratory, astrophysical and cosmological experiments for a wide mass range of the millicharge particle. Bounds from colliders including LEP, LHC, etc [1, 7], cover a wide

mass range but are less restrictive compared to other constraints. Astrophysical constraints involving red giants, horizontal-branch stars, white dwarfs and supernova 1987A, are caused by new energy-loss channels which will lead to observational alterations to the standard stellar evolution process [1, 3–5, 9, 16, 94]. Additionally, particles carrying tiny electric charges have the possibility to interact with the plasma and get thermally excited in the early universe. Both dark photons and millicharge particles in the hidden sector may contribute to N_{eff} , leading to deviations from the standard value, and will thus receive constraints from cosmological observations [4, 9, 13, 95, 96]. Another important cosmological bound is from the overclosure of the Universe, demanding the relic density of the millicharge dark matter to be less than the critical density today ($\Omega < 1$) [4, 7]. Limits on the elastic scattering cross-section between sub-GeV millicharge dark matter and baryons are given by [15], following the treatment of previous works [10, 11, 14, 97–99] and using CMB temperature and polarization data [12] together with Lyman- α flux power spectrum data [100]. The most relevant experimental constraints on the millicharge carried by the dark particles are plotted in Fig. 8, with all our benchmark models exhibited in the allowed region.

We mention in passing that the (stable) dark photon will not contribute excessively to effective relativistic degree of freedom in the Universe in Case 4 and Case 5 of our benchmark models. The dark photon contribution to ΔN_{eff} is given by

$$\Delta N_{\text{eff}} = \frac{8}{7} g_{\gamma'} \left(\frac{T_h}{T_\gamma} \right)^4. \quad (105)$$

At low temperatures, $g_{\gamma'} = 3$ and $T_h/T_\gamma \ll 1$ and the above contribution is negligible.

Recall that the simplified model discussed in Section 2.1, which considers the kinetic mixing between a (massless) $U(1)_X$ and the $U(1)_{\text{em}}$. In the mass eigenbasis the dark particle carries a millicharge $g_X Q_\chi \delta / \sqrt{1 - \delta^2}$, c.f., Eq. (11), where g_X is the $U(1)_X$ gauge coupling and Q_χ is the $U(1)_X$ charge carried by the dark fermion.

In the literature, people usually takes the above expression for the millicharge carried by the dark fermion even the $U(1)_X$ is not massless. As we discussed in depth in Section 2, this treatment is inappropriate and indeed, there would be no millicharge generated at all for the case of the massless photon field mixing with an additional massive $U(1)$ via *only* kinetic terms. Not mentioning considering $U(1)_X$ mixing directly with the photon field, which is not a fundamental field before the electroweak symmetry breaking, is not rigorous in the first place. Nevertheless, experiments can still set bounds directly to the millicharge Q_ϵ (if there is any) carried by the dark particle, given by the expression

$$Q_\epsilon = g_X Q_\chi \delta / \sqrt{1 - \delta^2} \equiv \epsilon e. \quad (106)$$

for the simplified model discussed in Section 2.1, and in the literature bounds were set directly to the parameter ϵ .

Considering the mixing effects within the full electroweak theory, where the $U(1)_X$ connects with $U(1)_Y$ through both kinetic mixing and mass mixing, the dark matter carries a millicharge given by Eq. (49),

$$Q_\epsilon = \epsilon g_X Q_\chi \cos \theta \equiv \epsilon e, \quad (107)$$

giving rise to $\epsilon = \epsilon g_X Q_\chi \cos \theta / e$. The experimental constraints set on ϵ can be then transformed into the constraints on the mass mixing parameter ϵ in our models.

Case		Model	$M_{\gamma'}$	m_χ	g_X	δ	ϵ	ε	$\Omega_\chi h^2$	$\Omega_{\gamma'} h^2$	$\tau_{\gamma'}$
1	$m_\chi > M_{\gamma'} > 2m_e$	<i>a</i>	20	100	0.0054	1×10^{-13}	1×10^{-10}	1.57×10^{-12}	0.120	0	0.616
		<i>b</i>	180	250	0.015	1×10^{-12}	1×10^{-9}	4.36×10^{-11}	0.120	0	6.82×10^{-4}
2	$2m_\chi > M_{\gamma'} > m_\chi > 2m_e$	<i>c</i>	100	60	1.59×10^{-5}	1×10^{-14}	5×10^{-11}	2.29×10^{-15}	0.120	0	0.491
3	$M_{\gamma'} > 2m_\chi > 2m_e$	<i>d</i>	100	10	0.01	1×10^{-14}	5.6×10^{-13}	1.62×10^{-14}	0.120	0	2.48×10^{-19}
4	$2m_e > m_\chi > M_{\gamma'}$	<i>e</i>	0.09	1	0.20	1×10^{-14}	1.27×10^{-12}	7.34×10^{-13}	7.42×10^{-12}	4.43×10^{-3}	2.67×10^{30}
5	$2m_e > 2m_\chi > M_{\gamma'} > m_\chi$	<i>f</i>	0.09	0.06	0.01	1×10^{-14}	1.27×10^{-12}	3.67×10^{-14}	5.94×10^{-3}	2.58×10^{-9}	2.67×10^{30}
		<i>g</i>	0.09	0.06	1.5×10^{-4}	1×10^{-14}	1.27×10^{-12}	5.50×10^{-16}	1.85×10^{-3}	3.03×10^{-3}	2.67×10^{30}
6	$2m_e > M_{\gamma'} > 2m_\chi$	<i>h</i>	1	0.05	0.001	4×10^{-13}	1×10^{-11}	2.9×10^{-14}	0.120	0	6.20×10^{-18}

Table 1: The benchmark models we consider in this work for six different types of models. We compute the full evolution of all above benchmark models and calculate the corresponding dark matter relic density for each model. One cannot achieve a full occupation of the dark matter relic density for models in the shaded blue region. The lifetimes (in the unit of seconds) of the dark photon for each model are listed in the last column. $M_{\gamma'}$ and m_χ are in MeVs.

The current experimental constraints on the millicharge carried by the dark particle with respect to the dark particle mass is plotted in Fig. 8. In the model we discuss, the millicharge is proportional to the mass mixing parameter ϵ , and the constraints on ϵ can be obtained directly from Eq. (107). We also mark our benchmark models on Fig. 8 indicating the millicharge carried by the dark particles in the respective models.

We consider the following benchmark models, shown in Table 1, to illustrate our formalism of computing the hidden sector evolution. In the models we consider, after the mixing, the dark fermion carried the millicharge proportional to ϵ , and Z boson couples to the dark fermion with strength proportional to δ , c.f., Eqs. (50) and (51). These couplings play important roles in calculating the evolution of the dark particles. Specifically, the couplings of dark photon to SM fermions are proportional to $|\delta - \epsilon|$, c.f., Eq. (52). Our investigation shows for each set of the $\{M_{\gamma'}, m_\chi, g_X\}$ value, the evolution of the hidden sector temperature and the dark particles makes no difference for the two cases $\delta \gg \epsilon$ and $\epsilon \gg \delta$, given the same value of $|\delta - \epsilon|$. The same value of $|\delta - \epsilon|$ results in almost identical shape of the plots for the two cases of $\delta \gg \epsilon$ and $\epsilon \gg \delta$, although there is a separate constraint on ϵ , c.f., Fig. 8. In this paper we will not discuss the fine-tuned case that both of δ and ϵ are large but their difference takes a tiny value, i.e., $\delta \sim \epsilon \gg |\delta - \epsilon|$. For the following plots we will only show the case of $\epsilon \gg \delta$ for a chosen value of $|\delta - \epsilon|$, displayed in Fig. 7, which leads to a larger millicharge carried by the dark fermion.

4.3 Evolution of hidden sector particles

In this subsection, we discuss in depth the evolution of the hidden sector particles for eight benchmark models covering six distinct cases summarized in the previous subsection. We calculate the coupled Boltzmann equations given by Eqs. (84)-(86) and plot the evolution for the dark fermion χ and the dark photon γ' , as well as interaction rates for various hidden sector interactions related to the dark freeze-out, versus Hubble. In the calculation we choose an initial value of $\eta = 10$ at the temperature $T = 10^5$ GeV. As discussed in [37, 64], the initial value of $\eta = T/T_h$ will not modify the final abundance so much but will alter the details of

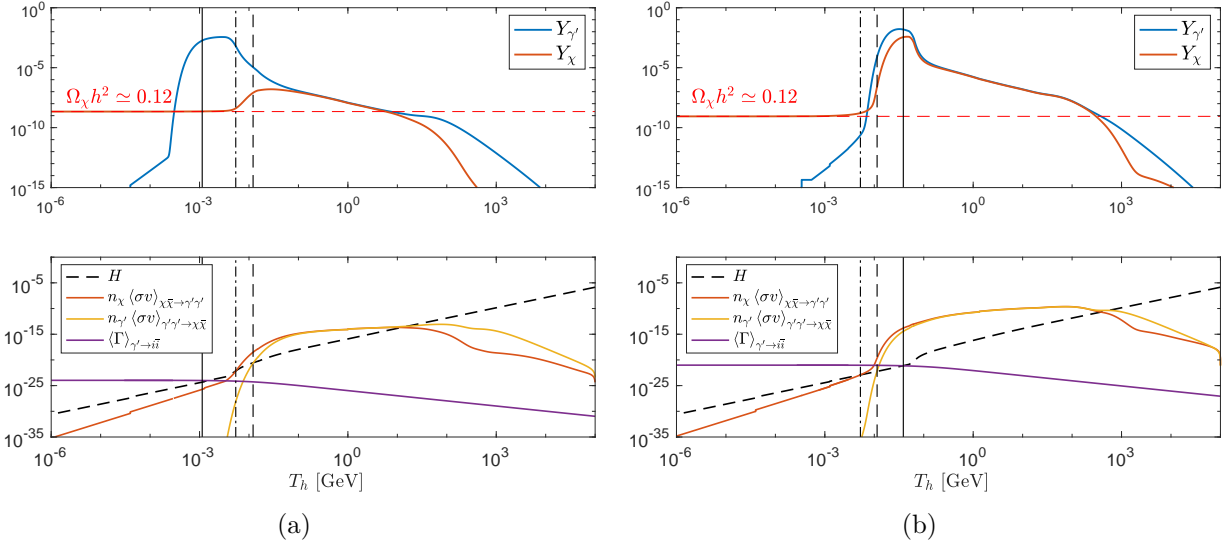


Figure 9: [Color online] The exhibition of the hidden sector evolution for Case 1 (models a,b). For each model, the above figure shows the evolution of the comoving number densities (Y) of the dark fermion χ and the dark photon γ' . The red horizontal dash line denotes the observed dark matter relic density with dark matter mass equal to m_{χ} . In the lower figure we trace the interaction rates of three important processes compared to the Hubble line. When the interaction rate is above the Hubble line, the corresponding interaction takes place very rapidly and particles participated in the interaction are in chemical equilibrium. The solid black vertical line shows at this temperature the thermally averaged decay width of the dark photon to SM fermions (mostly to the electron-positron pairs) going above Hubble, indicating the decay of dark photon becomes rapid. The dash black vertical line corresponds to the process of $\gamma'\gamma' \rightarrow \chi\bar{\chi}$ becoming inactive. The dash-dotted black vertical line corresponds to the process of $\chi\bar{\chi} \rightarrow \gamma'\gamma'$ becoming inactive.

the dark particles evolution. A comprehensive analysis for the evolution of a $U(1)$ hidden sector interacting feebly with the SM from the reheating stage, including the determination of the initial value of η , is discussed in a companion paper [65].

Case 1 (dark matter χ): As we can see from Fig. 7, for the above 1 MeV region, the dark photon receives the strongest constraint at the mass around 17 MeV, corresponding to a constraint $|\delta - \epsilon| \lesssim 2 \times 10^{-11}$. Using this lower bound value, the dark photon decays not so rapidly and may spoil the BBN constraint. Thus we choose the dark photon mass to be 20 MeV, a little off the 17 MeV point in the benchmark model a, corresponding to the lifetime of the dark photon less than 1 second. When the dark photon mass is far from 20 MeV, there would less restrictions on $|\delta - \epsilon|$, c.f., Fig. 7. In model b, we take a larger value of $|\delta - \epsilon|$, resulting in a larger coupling between the visible sector and the hidden sector. We show benchmark models a,b for Case 1 in Fig. 9. In both models, the dark fermion can make up the whole dark matter constituent.

For each benchmark model, we plot the evolution of the dark fermion χ and the dark

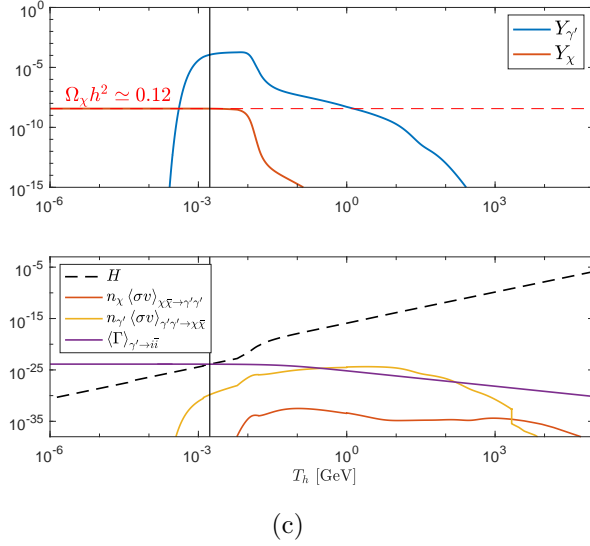


Figure 10: [Color online] The exhibition of the hidden sector evolution for Case 2 (model c). The above figure shows the evolution of the comoving number densities of the dark fermion χ and the dark photon γ' , with the red horizontal line denoting the observed dark matter relic density with dark matter mass equal to m_{χ} . The lower figures show the interplay between the hidden sector interaction rates versus Hubble.

photon γ' , and with the same temperature scales we also plot the interaction rates of hidden sector particle evolutions versus the Hubble line. When the interaction rate is above the Hubble scale at a certain temperature, the corresponding interaction is quite intense and particles involving in this interaction are in thermal equilibrium. For model a: The black vertical dash line corresponds to the process of $\gamma'\gamma' \rightarrow \chi\bar{\chi}$ becoming inactive, indicating the start of the dark freeze-out, represented by the number density of χ about to drop; The black vertical dash-dotted line corresponds to the process of $\chi\bar{\chi} \rightarrow \gamma'\gamma'$ becoming inactive, indicating the finish of the dark freeze-out, represented by the number density of χ tending to level off; The black vertical solid line shows that at this temperature the thermally averaged decay width of the dark photon to SM fermions (mostly to the electron-positron pairs) goes above Hubble, indicating the decay of the dark photon becoming rapid, which corresponds to a steep drop for the dark photon number density.

For model b, the constraint on $|\delta - \epsilon|$ is less restrictive and can be taken to be a larger value compared to model a. Thus the freeze-in rate is much larger and more dark particles are produced. In the plots, one can see that even the purple line showing the dark photon decay becomes active in a quite early stage, the robust freeze-in production still generates a massive amount of both the dark fermion χ and the dark photon γ' . The evolutions of χ and γ' are determined by the combined effects of freeze-in, hidden sector interactions and the dark photon decay to SM particles. The dark photon finally diminishes to vanish before BBN.

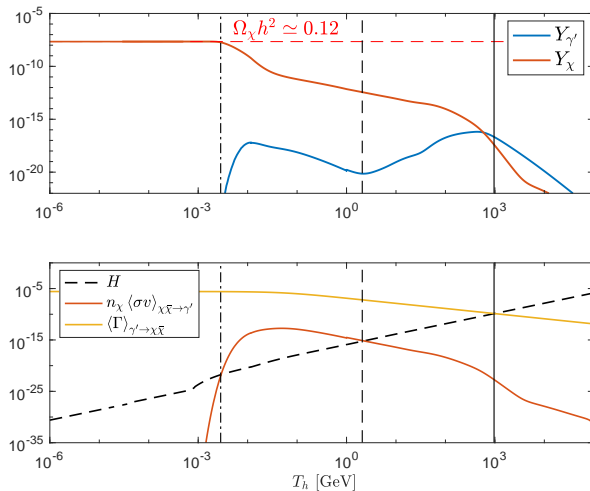
Case 2 (dark matter χ): For case 2 we study benchmark model c, and the full evolution is shown in Fig. 10. In this case, for a relatively large g_X , the hidden sector will have strong

Comparison of different calculations	$\Omega_\chi h^2$
All freeze-in processes included	0.1195
Plasmon decay process excluded	0.1195
Four-point γ' freeze-in processes excluded	0.0643
Pure freeze-in for χ	10^{-9}

Table 2: A comparison of different calculations of the dark matter relic density for the benchmark model c.

freeze-out effect via the process $\gamma'\gamma' \rightarrow \chi\bar{\chi}$ and render an overproduction of the dark matter χ . The only way to achieve the observed dark matter relic density is to weaken the hidden sector interaction $\gamma'\gamma' \rightarrow \chi\bar{\chi}$ with a rather small value of g_χ , such that less γ' will transform to the dark fermion χ , noticing that $\gamma'\gamma' \rightarrow \chi\bar{\chi}$ dominates over $\chi\bar{\chi} \rightarrow \gamma'\gamma'$ as seen from the lower figure in Fig. 10. The upper plot in Fig. 10 shows the evolution of the hidden sector particles, whereas the lower plot exhibits the hidden sector interaction rates are below the Hubble line, corresponding to the hidden sector interactions being inactive. However, the effect of hidden sector interactions play crucial roles generating the correct amount of dark matter relic density. Later, when the dark photon decay began to dominate, shown by the solid black vertical line, the number density of the dark photon immediately drops down to zero. The abundance of the dark fermion, however, gradually accumulates without reduction, and can finally reach the current observed value of the dark matter relic density, given by suitable parameters we choose.

Since in this case the parameters are chosen in such a way that the hidden sector interaction $\chi\bar{\chi} \leftrightarrow \gamma'\gamma'$ never achieved thermal equilibrium, it is a good occasion to show the contribution of the four-point freeze-in processes of the dark photon which are usually ignored in the literature, given by the last line in Eq. 85, as long as the three-point freeze-in productions of the dark photon ($i\bar{i} \rightarrow \gamma'$) are present. In Table 2 we compare several different computations with or without some important freeze-in processes. The first result corresponds to the calculated relic density for the dark fermion χ including all relevant processes given by Eqs. (84) and (85). The second result shows the χ relic density not including the contribution from the plasmon decay, which is almost identical to the first result including all the processes, which agrees with the previous findings that the production of the millicharge particle from plasmon decay becomes important only when the millicharge particle is lighter than the mass of the electron [43, 46]. The third result shows the χ relic density without including all the four-point freeze-in processes of the dark photon. We conclude: (1) although the interaction rates of $\chi\bar{\chi} \leftrightarrow \gamma'\gamma'$ are always below Hubble, the dark photon freeze-in production plays a crucial role in generating the abundance of the dark fermion χ , and (2) the four-point freeze-in production of the dark photon is as important as the three-point freeze-in production channels, and should not be neglected. The last result is computed from the pure freeze-in production of χ , ignoring the freeze-in production of the dark photon and dropping out all hidden sector interactions, which is a much smaller value compared with the previous one. This can be understood as follows: the freeze-in production of χ depends on the interaction $i\bar{i} \rightarrow \chi\bar{\chi}$, which always has an additional g_χ^2 suppression compared to the dark photon freeze-in production, c.f., the rough estimation of the couplings



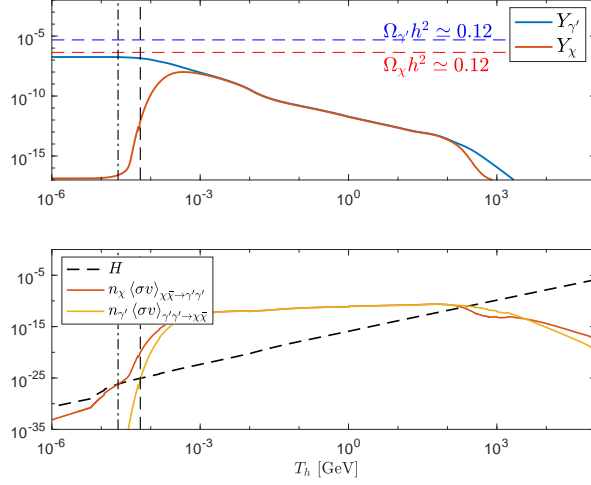
(d)

Figure 11: [Color online] The exhibition of the hidden sector evolution for Case 3 (model d). The top figure shows the evolution of the comoving number densities of the dark fermion χ and the dark photon γ' , with the red horizontal line denoting the observed dark matter relic density with dark matter mass equal to m_{χ} . In the lower figure we trace the hidden sector interaction rates compared to the Hubble line. The black vertical solid line shows at this temperature the thermally averaged decay width of $\gamma' \rightarrow \chi\bar{\chi}$ becoming active, and the corresponding interaction rate is extremely strong. The black vertical dash line shows the process $\chi\bar{\chi} \rightarrow \gamma'$ becoming active and the black vertical dash-dotted line corresponds to the same process becoming insignificant and all of the dark photon will eventually decay to dark fermions.

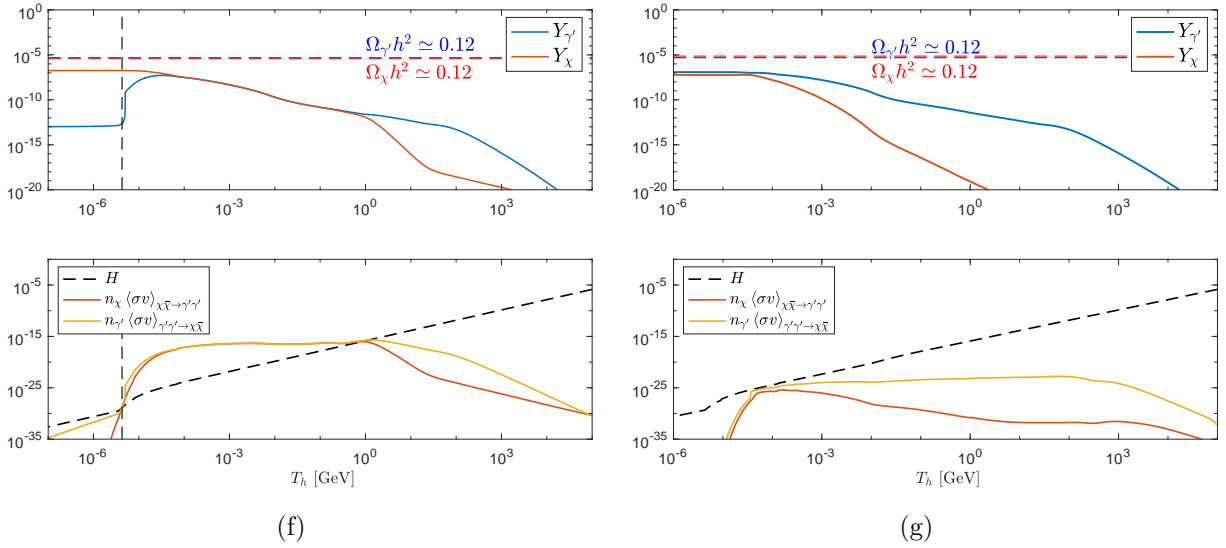
in Eqs. (50)-(52). In model c we choose a rather small $g_X \sim 10^{-5}$ and thus the pure freeze-in production of χ is quite rare.

Case 3 (dark matter χ): In this case the dark photon mass is larger than twice of the dark fermion mass and thus a vigorous decay of the dark photon dominates all the interaction channels. Especially, the decay of the dark photon to SM fermion pairs $\gamma' \rightarrow i\bar{i}$ can be completely neglected compared to the process $\gamma' \rightarrow \chi\bar{\chi}$ occurring at the same time. As can be seen from Fig. 11, the abundance of the dark fermion χ always increases before it reaches the final value. The first drop in the dark photon abundance is due to $\gamma' \rightarrow \chi\bar{\chi}$ becoming active, indicated by the black vertical solid line. When the interaction rate of the process $\chi\bar{\chi} \rightarrow \gamma'$ goes above the Hubble line, indicated by the black vertical dash line, the abundance of the dark photon soon increases. The black vertical dash-dotted line corresponds to the process of $\chi\bar{\chi} \rightarrow \gamma'$ becoming insignificant and finally all dark photon decay into $\chi\bar{\chi}$ and its abundance becomes zero.

Case 4 and Case 5 (dark matter χ, γ'): In these two cases the dark photon mass is less than twice of the electron mass and thus the dark photon can be stable throughout the history of the Universe, as discussed in Section 2.4.1. As noted earlier, the IDPB constraint



(e)



(f)

(g)

Figure 12: [Color online] The exhibition of the hidden sector evolution for Case 4 (model e) and Case 5 (models f,g). For each model, the above figure shows the evolution of the comoving number densities of the dark fermion χ and the dark photon γ' . The red horizontal line denoting the observed dark matter relic density if the dark matter is totally made up by the dark fermion χ . whereas the blue horizontal line shows the observed dark matter relic density if the dark matter is totally made up by the dark photon γ' . In the lower figures for each models, we trace the interaction rates of two processes among the hidden sector compared to the Hubble. The IDPB constraint is so strong that one can only take a much smaller value for both δ and ϵ compared with other cases. As a result, in Case 4 and Case 5 one cannot obtain a large enough value for the dark matter relic abundance. In model g, we choose a certain g_X value such that the hidden sector interaction rate is about tangent to the Hubble line, and we obtain the largest relic abundance for the dark matter γ' and χ .

Benchmark models	Plasmon decay included		Plasmon contribution excluded	
	$\Omega_\chi h^2$	$\Omega_{\gamma'} h^2$	$\Omega_\chi h^2$	$\Omega_{\gamma'} h^2$
Model e	7.4193×10^{-12}	4.4344×10^{-3}	7.4191×10^{-12}	4.4327×10^{-3}
Model f	5.9415×10^{-3}	2.5842×10^{-9}	5.9397×10^{-3}	2.5807×10^{-9}

Table 3: The results of dark matter relic densities including or excluding the plasmon decay contribution for benchmark models e and f. In these two benchmark models, both the dark fermion χ and the dark photon γ' are dark matter candidates.

is stronger than the experimental constraints on both the kinetic mixing and the millicharge carried by the dark matter, and thus restrict the $|\delta - \epsilon|$ value to be much smaller than Case 1,2,3 and 6. In these two cases, both the dark fermion χ and the dark photon γ' are dark matter candidates. We conclude, for a single extra $U(1)$ mixed with the SM, one *cannot* achieve a full occupation of the dark matter relic density with the dark photon dark matter (at most about 5%). For a full occupation of the dark photon dark matter, one needs at least two extra $U(1)$ hidden sector and was studied in depth in [38].

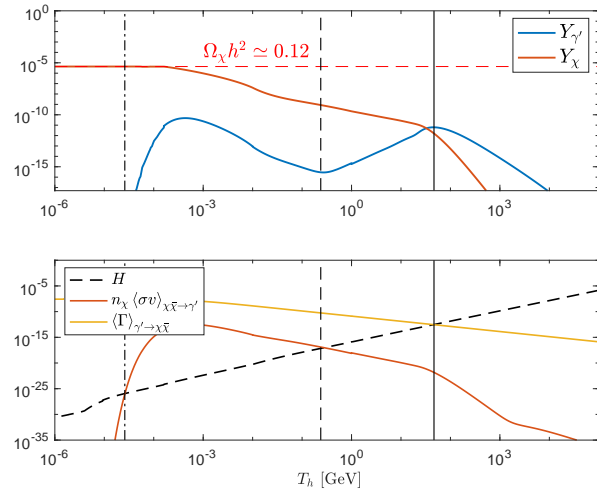
In Case 4, we choose the benchmark model e such that they can produce the highest abundance of the dark matter, corresponding to a rather large hidden sector gauge coupling g_X . In this case one can see clearly a dark freeze-out occurring right after the interaction rates of $\gamma'\gamma' \rightarrow \chi\bar{\chi}$ and $\chi\bar{\chi} \rightarrow \gamma'\gamma'$ start to deviate. The dark freeze-out ended at the interaction $\chi\bar{\chi} \rightarrow \gamma'\gamma'$ become inactive, indicated by the dash dotted line.

For Case 5 we choose two types of benchmark models: one type (model f) with larger $U(1)_X$ gauge coupling and the hidden sector interactions are active and the dark freeze-out for the dark photon takes place via the interaction $\gamma'\gamma' \rightarrow \chi\bar{\chi}$, where we see a quick drop in $Y_{\gamma'}$ around $T_h \sim 10^{-2}$ MeV. The dark freeze-out ended when $\gamma'\gamma' \rightarrow \chi\bar{\chi}$ becoming inactive indicated by the black vertical dash line. The $U(1)_X$ gauge coupling of the other type (models g) is chosen to be small such that the hidden sector interactions $\chi\bar{\chi} \leftrightarrow \gamma'\gamma'$ never go beyond Hubble. In model g, we find the largest relic density for the dark matter γ' and χ . Thus for case that the SM extended by a single $U(1)$, the $\mathcal{O}(\text{keV})$ dark photon dark matter can only occupy at most $\sim 5\%$ of the total observed dark matter relic density.

As the dark fermion mass goes below the mass of the electron, the freeze-in contribution from plasmon decay $\gamma^* \rightarrow \chi\bar{\chi}$ becomes important [43, 46], especially when the dark fermion mass is around 50 keV. However, the dark fermion number density cannot be computed separately, even the interactions inside the hidden sector are ultraweak, as we already discovered in the analysis for the benchmark model c. To calculate the final relic abundance of the dark fermion, one needs to compute the full evolution of the entire hidden sector including all of the hidden sector interactions. The hidden sector interactions $\chi\bar{\chi} \leftrightarrow \gamma'\gamma'$ play crucial roles in determining the final relic abundance of both χ and γ' .

In Table 3 we list the final result of the relic abundance of χ and γ' with and without the inclusion of the plasmon decay. We can see the contribution of the plasmon decay to the final relic densities of χ and γ' are indeed not significant, because of the interactions inside the hidden sector.

Case 6 (dark matter χ): In this case, the intensive decay of the dark photon through channel $\gamma' \rightarrow \chi\bar{\chi}$ plays the dominant role. This case is similar to Case 3: the abundance



(h)

Figure 13: [Color online] The exhibition of the hidden sector evolution for Case 6 (model h). The above figure shows the evolution of the comoving number densities of the dark fermion χ and the dark photon γ' , with the red horizontal line denoting the observed dark matter relic density with the dark matter being the dark fermion χ . The lower figure shows the interaction rates of two processes among the hidden sector compared to the Hubble. In this case, even the mass of the dark photon is taken to be less than twice of electron mass, the massive decay of the dark photon to dark fermions plays the dominant role.

of the dark fermion χ always increases before it reaches the final value. The drop in the dark photon abundance around the black vertical dash line is due to the inverse interaction $\chi\bar{\chi} \rightarrow \gamma'$ becoming active. Finally all dark photon decay into $\chi\bar{\chi}$ and its abundance becomes zero.

In this section, we investigate eight benchmark models (a-h) from six distinct cases depending on the masses of the dark photon and the dark fermion, given by Table 1. In models a,b,c,d,h, the dark matter candidate is the dark fermion χ ; whereas in models e,f,g, the dark matter candidates are the dark fermion χ and the dark photon γ' . We have computed and plotted the full evolution of the dark fermion χ and the dark photon γ' as well as the hidden sector temperature, governed by the coupled Boltzmann equations given in Section 3.2. We also keep track of the hidden sector interaction rates versus Hubble to see the intensity of the corresponding interaction. In models a,b,d,e,f,h we find the hidden sector encountered apparent dark freeze-out.

We now succinctly outline the primary discoveries for the analysis of the eight benchmark models encompassing six distinct cases, depending on the masses of the dark photon and the dark fermion, given by Table 1:

- For the extension of the SM with an extra $U(1)$ hidden sector, we find the contribution from four-point freeze-in processes for the dark photon: $i\bar{i} \rightarrow \gamma\gamma'$, $i\gamma \rightarrow i\gamma'$, $\bar{i}\gamma \rightarrow \bar{i}\gamma'$, which are usually ignored in the literature, are as important as the three-point freeze-in processes $i\bar{i} \rightarrow \gamma'$, where i denotes the SM fermions (see Table 2, the third result). We also expect that for more general freeze-in dark matter models, the four-point freeze-in production channels are also crucial and should not be neglected, even the three-point freeze-in channels for generating the same freeze-in particle are present.
- If the hidden sector particles are produced via the freeze-in mechanism, as long as the hidden sector has self-interactions involving various dark particles, the self-interactions within the hidden sector (even ultraweak) play significant roles in the evolution of the hidden sector (see Table 2, the fourth result). One must take full consideration of the contribution from hidden sector self-interactions at all times.
- The freeze-in production of the dark fermion χ from the plasmon decay, however, does not play an important role in determining the final relic abundance of the χ , as long as the hidden sector self-interactions (in this case: $\chi\bar{\chi} \leftrightarrow \gamma'\gamma'$) are present, see results from Table 2 and Table 3. Though for a comprehensive analysis, it is advisable to incorporate the plasmon contribution into the computation.
- In the analysis of Case 4 and Case 5 (models e,f,g), we find $\mathcal{O}(\text{keV})$ dark photon dark matter from a *single* $U(1)_X$ hidden sector with feeble couplings to the SM, can only occupy at most $\sim 5\%$ of the total observed dark matter relic density.

5 Conclusion

In this paper we conduct a comprehensive study on the sub-GeV millicharge dark matter produced via the freeze-in mechanism. We discuss the SM extended by a $U(1)_X$ hidden sector,

and there exist tiny kinetic mixing and mass mixing between the $U(1)_X$ and the hypercharge gauge field. The dark fermions carrying the $U(1)_X$ quantum numbers are naturally dark matter candidates. After the mass mixing of the $U(1)_X$ and the hypercharge gauge field, the dark fermion carries a millicharge. We investigate sub-GeV millicharge dark matter candidates produced via the freeze-in mechanism. We discuss in general how such millicharge dark matter can be generated from a theoretical perspective. We highlight that there are several inappropriate treatments and misunderstandings in the literature regarding this subject.

The millicharge can be generated only in three ways:

1. The dark particle carries a tiny amount of hypercharge as a prior, and one such possibility is discussed in Section 2.4.2.
2. Theory involving kinetic mixing between a *massless* $U(1)$ and the hypercharge gauge field, and the generated millicharge is proportional to the kinetic mixing parameter, as discussed in Section 2.4.3.
3. The mass mixing between two massive $U(1)$ (one may produce a massless $U(1)$ in the final mass eigenbasis, see the discussion in Section 2.3), *no matter the kinetic mixing is present or not*, and the millicharge generated is proportional to the mass mixing parameter. In the electroweak theory, this can be done by a Stueckelberg mass mixing between the $U(1)_X$ and the hypercharge gauge field, as discussed in Section 2.4.1.

Inappropriate treatments and misunderstandings include:

1. It is not appropriate to consider the kinetic mixing between the extra $U(1)$ and the photon field, especially from a theoretical perspective. The photon field is a linear combination of the hypercharge gauge field and the neutral $SU(2)$ gauge boson in the full electroweak theory. Thus the mixing between the extra $U(1)$ and the hypercharge gauge field may not generate a direct mixing between the extra $U(1)$ and the $U(1)_{\text{em}}$ [28]. It is indeed subtle to embed such effective term $\mathcal{L} \sim \frac{\delta}{2} F_{\mu\nu}^{\text{em}} F_X^{\mu\nu}$ into a UV-completed theory, as discussed in depth in Section 2.4.1.
2. Even from the effective field theory point of view, the kinetic mixing between the massless photon field and an extra massive $U(1)$ *cannot* generate a millicharge, no matter how tiny the extra $U(1)$ mass is [28], summarised in Section 2.2. Taking the mass of the massive $U(1)$ to be extremely small (but still nonzero), *cannot* transit to the case of kinetic mixing between two massless $U(1)$'s, which will generate a millicharge proportional to the kinetic mixing parameter.
3. The kinetic mixing *does not* play any role in generating a millicharge as long as one of the two $U(1)$'s gets massive. In this case only the mass mixing, e.g., Eq. (24) can generate a millicharge.

In the model exhibited in Fig. 2, both the dark fermion χ and the dark photon γ' are produced via the freeze-in mechanism. After the mass mixing, χ carries a millicharge in addition to the $U(1)_X$ quantum number. χ is always stable and thus is the dark matter candidate, whereas the dark photon can be made stable when its mass is less than twice of the electron mass. Within the hidden sector, χ and γ' may simultaneously engage in strong

or weak interactions during the freeze-in production of χ and γ' . The interactions within the hidden sector alter the number densities of χ and γ' over time. Hence, it is not possible to calculate the relic abundance of χ and γ' solely through pure freeze-in production. With the formalism established in [37] and reviewed in Section 3, we are capable of calculating the complete evolution of the hidden sector particles as well as the hidden sector temperature. This calculation formalism is general and can be applied to models involving any hidden sectors with feeble connections to the visible sector. In these models, the hidden sector particles are produced through the freeze-in mechanism, and exhibit strong or weak (even ultraweak) self-interactions within the hidden sector.

We perform a comprehensive analysis on eight benchmark models (a-h) encompassing six distinct cases, depending on the masses of the dark photon and the dark fermion, and determine the complete evolution of the $U(1)_X$ hidden sector. In some of the models with intensive hidden sector interactions (models a,b,d,e,f,h), we observe apparent dark freeze-out; while in others with weak or even ultraweak hidden sector interactions (models c,g), the dark freeze-out is not apparent. The intensities of the hidden sector interactions are characterized by the interaction rates, and are related to the hidden sector temperature which is evidently different from the visible sector temperature (the temperature of our observed Universe). The hidden sector temperature can be tracked in the calculation that solving the coupled Boltzmann equations given in Section 3.2. We have taken into account all of the freeze-in processes as well as the hidden sector self-interactions simultaneously. We plot the evolution of the hidden sector particles with an emphasize on the dark particle interactions within the hidden sector.

The primary discoveries for the analysis of the eight benchmark models are summarised at the end of Section 4.3. We tend to believe the following findings are universal and applicable to broader freeze-in scenarios:

1. For extensions of the SM, the four-point freeze-in processes are usually ignored, especially when the three-point freeze-in production channels are present for the same freeze-in particle. In our analysis we find that the four-point freeze-in production channels are *as important as* the three-point freeze-in channels, and should not be neglected.
2. If the hidden sector possesses self-interactions (even ultraweak), these interactions invariably occur simultaneously with the freeze-in production of hidden sector particles. To accurately determine the relic abundance of the freeze-in dark matter, it is essential to consider all pertinent freeze-in processes, *as well as all* hidden sector interactions, and solve the coupled Boltzmann equations while accounting for the temperature disparity between the visible and hidden sectors.

Acknowledgments:

WZF acknowledges discussions with Xiaoyong Chu and Zuwei Liu. WZF is supported by the National Natural Science Foundation of China under Grant No. 11935009.

A Kinetic mixing and mass mixing in the Stueckelberg extension

In this Appendix we derive the mass eigenbasis of neutral gauge bosons in the Stueckelberg extension of the SM with kinetic mixing and mass mixing, which is firstly done in [28]. We consider the Lagrangian given in Eqs. (3) and (4), resulting in the mixing matrices Eq. (35). We consider the case that $M_2 \neq 0$ thus we have a tiny mass mixing parameterized by $\epsilon = M_2/M_1$. In this case the physical photon in the mass eigenbasis couples to hidden sector fermions with a strength proportional to ϵ , thus the hidden sector fermion is millicharged. A simultaneous diagonalization of the kinetic matrix and mass matrix can be done in the following steps. Firstly we rewrite the mass matrix in terms of ϵ as

$$M_{St}^2 = \begin{pmatrix} M_1^2 & M_1 M_2 & 0 \\ M_1 M_2 & M_2^2 + \frac{1}{4} v^2 g_Y^2 & -\frac{1}{4} v^2 g_2 g_Y \\ 0 & -\frac{1}{4} v^2 g_2 g_Y & \frac{1}{4} v^2 g_2^2 \end{pmatrix} = \begin{pmatrix} M_1^2 & M_1^2 \epsilon & 0 \\ M_1^2 \epsilon & M_1^2 \epsilon^2 + \frac{1}{4} v^2 g_Y^2 & -\frac{1}{4} v^2 g_2 g_Y \\ 0 & -\frac{1}{4} v^2 g_2 g_Y & \frac{1}{4} v^2 g_2^2 \end{pmatrix}. \quad (\text{A.1})$$

A transformation

$$K' = K O' = \begin{pmatrix} \frac{1}{\sqrt{1-\delta^2}} & 0 & 0 \\ -\frac{\delta}{\sqrt{1-\delta^2}} & 1 & 0 \\ 0 & 0 & 1 \end{pmatrix} \begin{pmatrix} \cos \phi & -\sin \phi & 0 \\ \sin \phi & \cos \phi & 0 \\ 0 & 0 & 1 \end{pmatrix} = \begin{pmatrix} \frac{1-\delta\epsilon}{\sqrt{(1-\delta^2)(1-2\delta\epsilon+\epsilon^2)}} & \frac{-\epsilon}{\sqrt{1-2\delta\epsilon+\epsilon^2}} & 0 \\ \frac{\epsilon-\delta}{\sqrt{(1-\delta^2)(1-2\delta\epsilon+\epsilon^2)}} & \frac{1}{\sqrt{1-2\delta\epsilon+\epsilon^2}} & 0 \\ 0 & 0 & 1 \end{pmatrix}, \quad (\text{A.2})$$

with

$$\phi = \arctan \left(\frac{\epsilon \sqrt{1-\delta^2}}{1-\delta\epsilon} \right), \quad (\text{A.3})$$

diagonalizes the kinetic matrix and change the mass matrix into the form

$$K'^T M_{St}^2 K' = \begin{pmatrix} \frac{v^2 g_Y'^2 (\delta-\epsilon)^2 + 4M_1^2 (1-2\delta\epsilon+\epsilon^2)}{4(1-\delta^2)} & \frac{v^2 g_Y'^2 (\epsilon-\delta)}{4\sqrt{1-\delta^2}} & \frac{v^2 g_2 g_Y' (\delta-\epsilon)}{4\sqrt{(1-\delta^2)}} \\ \frac{v^2 g_Y'^2 (\epsilon-\delta)}{4\sqrt{1-\delta^2}} & \frac{v^2 g_Y'^2}{4} & -\frac{v^2 g_2 g_Y'}{4} \\ \frac{v^2 g_2 g_Y' (\delta-\epsilon)}{4\sqrt{(1-\delta^2)}} & -\frac{v^2 g_2 g_Y'}{4} & \frac{v^2 g_2^2}{4} \end{pmatrix}, \quad (\text{A.4})$$

where we set $g_Y' = g_Y / \sqrt{1-2\delta\epsilon+\epsilon^2}$. Now the lower right 2×2 matrix is of the same form with the SM $\{B, A_3\}$ mass mixing matrix. The rotation matrix

$$R'_1 = \begin{pmatrix} 1 & 0 & 0 \\ 0 & \cos \theta & -\sin \theta \\ 0 & \sin \theta & \cos \theta \end{pmatrix} = \begin{pmatrix} 1 & 0 & 0 \\ 0 & \frac{g_2}{\sqrt{g_2^2+g_Y'^2}} & \frac{-g_Y'}{\sqrt{g_2^2+g_Y'^2}} \\ 0 & \frac{g_Y'}{\sqrt{g_2^2+g_Y'^2}} & \frac{g_2}{\sqrt{g_2^2+g_Y'^2}} \end{pmatrix}, \quad (\text{A.5})$$

will transform the mass matrix into

$$(K' R'_1)^T M_{St}^2 K' R'_1 = \begin{pmatrix} \frac{v^2 g_Y'^2 (\delta-\epsilon)^2 + 4M_1^2 (1-2\delta\epsilon+\epsilon^2)}{4(1-\delta^2)} & 0 & \frac{1}{4} v^2 g_Y' (\delta-\epsilon) \sqrt{\frac{g_2^2+g_Y'^2}{1-\delta^2}} \\ 0 & 0 & 0 \\ \frac{1}{4} v^2 g_Y' (\delta-\epsilon) \sqrt{\frac{g_2^2+g_Y'^2}{1-\delta^2}} & 0 & \frac{1}{4} v^2 (g_2^2 + g_Y'^2) \end{pmatrix}. \quad (\text{A.6})$$

A second rotation matrix

$$R'_2 = \begin{pmatrix} \cos \psi & 0 & \sin \psi \\ 0 & 1 & 0 \\ -\sin \psi & 0 & \cos \psi \end{pmatrix} \quad (\text{A.7})$$

will fully diagonalize the above matrix with

$$\psi = \frac{1}{2} \arctan \frac{2v^2 g'_Y (\delta - \epsilon) \sqrt{(1 - \delta^2)(g_2^2 + g_Y'^2)}}{-4M_1^2 (1 - 2\delta\epsilon + \epsilon^2) + v^2 [g_2^2 (1 - \delta^2) + g_Y'^2 (1 - 2\delta^2 + 2\delta\epsilon - \epsilon^2)]}. \quad (\text{A.8})$$

The full rotation matrix with mass mixing is then given by

$$\begin{aligned} \mathcal{R} = KO'R'_1 R'_2 &= \begin{pmatrix} \frac{1}{\sqrt{1-\delta^2}} & 0 & 0 \\ -\frac{\delta}{\sqrt{1-\delta^2}} & 1 & 0 \\ 0 & 0 & 1 \end{pmatrix} \begin{pmatrix} \cos \phi & -\sin \phi & 0 \\ \sin \phi & \cos \phi & 0 \\ 0 & 0 & 1 \end{pmatrix} \begin{pmatrix} 1 & 0 & 0 \\ 0 & \cos \theta & -\sin \theta \\ 0 & \sin \theta & \cos \theta \end{pmatrix} \begin{pmatrix} \cos \psi & 0 & \sin \psi \\ 0 & 1 & 0 \\ -\sin \psi & 0 & \cos \psi \end{pmatrix} \\ &= c \begin{pmatrix} \frac{(1-\delta\epsilon) \cos \psi}{\sqrt{1-\delta^2}} - \frac{g'_Y \epsilon \sin \psi}{\sqrt{g_2^2 + g_Y'^2}} & -\frac{g_2 \epsilon}{\sqrt{g_2^2 + g_Y'^2}} & \frac{g'_Y \epsilon \cos \psi}{\sqrt{g_2^2 + g_Y'^2}} + \frac{(1-\delta\epsilon) \sin \psi}{\sqrt{1-\delta^2}} \\ \frac{(\epsilon-\delta) \cos \psi}{\sqrt{1-\delta^2}} + \frac{g'_Y \sin \psi}{\sqrt{g_2^2 + g_Y'^2}} & \frac{g_2}{\sqrt{g_2^2 + g_Y'^2}} & -\frac{g'_Y \cos \psi}{\sqrt{g_2^2 + g_Y'^2}} + \frac{(\epsilon-\delta) \sin \psi}{\sqrt{1-\delta^2}} \\ \frac{-g_2 \sin \psi}{c\sqrt{g_2^2 + g_Y'^2}} & \frac{g'_Y}{c\sqrt{g_2^2 + g_Y'^2}} & \frac{g_2 \cos \psi}{c\sqrt{g_2^2 + g_Y'^2}} \end{pmatrix}, \quad (\text{A.9}) \end{aligned}$$

where the constant $c = 1/\sqrt{1 - 2\delta\epsilon + \epsilon^2} \approx 1$.

B Plasmon Effect

An electromagnetic wave propagating through the plasma consists of coherent vibrations and encompasses both transverse and longitudinal components and travels at speeds slower than that of light. The quantization of electromagnetic waves within a plasma yields a spin-1 particle featuring two transverse and one longitudinal spin polarizations. It is customary to refer to all three polarization states as ‘‘plasmons’’ in the literature, underscoring dispersion relations depend on the properties of the plasma. Thus in the early universe, the photon acquires an effective mass $m_T^2(k, T) = \omega_T^2(k, T) - k^2$, $m_L^2(k, T) = \omega_L^2(k, T) - k^2$, for the transverse and longitudinal modes respectively, where k is the momentum of plasmon. The massive photon, which we will refer to as plasmon in this paper, can decay into light particle and anti-particle pair carrying electric charges. The dark millicharged particles can then be also produced by the plasmon γ^* via the decay $\gamma^* \rightarrow \chi\bar{\chi}$. In this appendix we review briefly the plasmon effect and the effective plasmon frequency which is used for calculating the decay of the plasmon. We follow the discussion of [101], where the decay of plasmons to neutrinos was considered.

The typical electron velocity is defined by

$$v_\star = \omega_1/\omega_p, \quad (\text{B.1})$$

where the first mode frequency and the plasma frequency are given by phase space integrals

$$\omega_1^2(T) = \frac{4\alpha}{\pi} \int_0^\infty dp \frac{p^2}{E} \left(\frac{5}{3} v^2 - v^4 \right) [n_e(E, T) + \bar{n}_e(E, T)], \quad (\text{B.2})$$

$$\omega_p^2(T) = \frac{4\alpha}{\pi} \int_0^\infty dp \frac{p^2}{E} \left(1 - \frac{v^2}{3}\right) [n_e(E, T) + \bar{n}_e(E, T)], \quad (\text{B.3})$$

where n_e, \bar{n}_e are respectively the number densities of electron and positron with the Fermi distribution

$$n_e = \frac{1}{e^{(E-\mu)/T} + 1}, \quad \bar{n}_e = \frac{1}{e^{(E+\mu)/T} + 1}. \quad (\text{B.4})$$

The electromagnetic polarization tensor of plasmon interacting with electrons and positrons to the leading order is given by the thermal integral

$$\begin{aligned} \Pi^{\mu\nu}(k, T) &= 16\pi\alpha \int \frac{d^3p}{(2\pi)^3} \frac{1}{2E} (n_e(E, T) + \bar{n}_e(E, T)) \\ &\times \frac{p \cdot k (p^\mu k^\nu + k^\mu p^\nu) - k^2 p^\mu p^\nu - (p \cdot k)^2 g^{\mu\nu}}{(p \cdot k)^2 - (k^2)^2/4}, \end{aligned} \quad (\text{B.5})$$

where $p = (E, \vec{p})$ is the momentum of electrons and positrons and $k = (\omega, \vec{k})$ is the plasmon momentum. The transverse and longitudinal polarization functions are

$$\Pi_T(\omega, k) = \frac{1}{2} \left(\delta^{ij} - \hat{k}^i \hat{k}^j \right) \Pi^{ij}(\omega, \vec{k}), \quad (\text{B.6})$$

$$\Pi_L(\omega, k) = \Pi^{00}(\omega, \vec{k}), \quad (\text{B.7})$$

where \hat{k} is the normalized momentum vector. The effective propagator can then be constructed in the Coulomb gauge ($\partial^i A_i = 0$), and the nonzero components are

$$D_T^{ij}(\omega, \vec{k}) = \frac{1}{\omega^2 - k^2 - \Pi_T(\omega, k)} \left(\delta^{ij} - \hat{k}^i \hat{k}^j \right), \quad (\text{B.8})$$

$$D_L(\omega, \vec{k}) = \frac{1}{k^2 - \Pi_L(\omega, k)}, \quad (\text{B.9})$$

with the frequencies of the longitudinal and transverse modes defined by the poles of effective propagators Eqs. (B.8) and (B.9)

$$\omega_T(k)^2 = k^2 + \Pi_T(\omega_T(k), k), \quad (\text{B.10})$$

$$\omega_L(k)^2 = \frac{\omega_L(k)^2}{k^2} \Pi_L(\omega_L(k), k). \quad (\text{B.11})$$

The dressed polarization vectors are given by

$$\tilde{\epsilon}_L^\mu(k) = \frac{\omega_L(k)}{k} \sqrt{Z_L(k)} (1, \vec{0})^\mu, \quad \tilde{\epsilon}_\pm^\mu(k) = \sqrt{Z_T(k)} (0, \vec{\epsilon}_\pm)^\mu, \quad (\text{B.12})$$

where the residue functions are

$$Z_L(k) = \frac{k^2}{\omega^2} \left[-\frac{\partial \Pi_L}{\partial \omega^2}(\omega, k) \right]^{-1} \Bigg|_{\omega \rightarrow \omega_L}, \quad (\text{B.13})$$

$$Z_T(k) = \left[1 - \frac{\partial \Pi_T}{\partial \omega^2}(\omega, k) \right]^{-1} \Big|_{\omega \rightarrow \omega_T}. \quad (\text{B.14})$$

The general dispersion relations valid at all temperatures and densities up to first order in the electromagnetic fine structure constant α are given by [43, 101],

$$\omega_T^2 = k^2 + \omega_p^2 \frac{3\omega_T^2}{2v_*^2 k^2} \left[1 - \frac{\omega_T^2 - v_*^2 k^2}{\omega_T^2} \frac{\omega_T}{2v_* k} \ln \left(\frac{\omega_T + v_* k}{\omega_T - v_* k} \right) \right], \quad 0 \leq k < \infty \quad (\text{B.15})$$

$$\omega_L^2 = \omega_p^2 \frac{3\omega_L^2}{v_*^2 k^2} \left[\frac{\omega_L}{2v_* k} \ln \left(\frac{\omega_L + v_* k}{\omega_L - v_* k} \right) - 1 \right], \quad 0 \leq k < k_{\max} \quad (\text{B.16})$$

where k_{\max} is the maximum momentum of which the longitudinal photon lies inside the light cone

$$\begin{aligned} k_{\max} &= \frac{4\alpha}{\pi} \int_0^\infty dp \frac{p^2}{E} \left[\frac{1}{v} \ln \left(\frac{1+v}{1-v} \right) - 1 \right] [n_e(E) + \bar{n}_e(E)] \\ &= \omega_p \sqrt{\frac{3}{v_*^2} \left[\frac{1}{2v_*} \ln \left(\frac{1+v_*}{1-v_*} \right) - 1 \right]}, \end{aligned} \quad (\text{B.17})$$

where $v = p/E$ is the velocity of electrons and positrons.

The coupling to the electromagnetic current then gets renormalized with

$$\tilde{\epsilon}_T^\mu = \sqrt{Z_T} \epsilon_T^\mu, \quad \tilde{\epsilon}_L^\mu = \sqrt{Z_L} \epsilon_L^\mu, \quad (\text{B.18})$$

where

$$Z_T(k) = \frac{2\omega_T^2(\omega_T^2 - v_*^2 k^2)}{3\omega_p^2 \omega_T^2 + (\omega_T^2 + k^2)(\omega_T^2 - v_*^2 k^2) - 2\omega_T^2(\omega_T^2 - k^2)}, \quad (\text{B.19})$$

$$Z_L(k) = \frac{2(\omega_L^2 - v_*^2 k^2)}{3\omega_p^2 - (\omega_L^2 - v_*^2 k^2)}. \quad (\text{B.20})$$

In this paper we will mostly deal with the **relativistic limit**, where we have $T \gg m_e$, $v_* = 1$, $k_{\max} \rightarrow \infty$. In this case the dispersion relations reduce to

$$\omega_T^2 = k^2 + \omega_p^2 \frac{3\omega_T^2}{2k^2} \left[1 - \frac{\omega_T^2 - k^2}{\omega_T^2} \frac{\omega_T}{2k} \ln \left(\frac{\omega_T + k}{\omega_T - k} \right) \right], \quad 0 \leq k < \infty \quad (\text{B.21})$$

$$\omega_L^2 = \omega_p^2 \frac{3\omega_L^2}{k^2} \left[\frac{\omega_L}{2k} \ln \left(\frac{\omega_L + k}{\omega_L - k} \right) - 1 \right], \quad 0 \leq k < \infty \quad (\text{B.22})$$

with the plasma frequency simplified to be

$$\omega_{p,\text{rel}}^2 = \frac{4\alpha}{3\pi} \left(\mu^2 + \frac{\pi^2 T^2}{3} \right). \quad (\text{B.23})$$

The renormalized factors Z_T and Z_L , given by Eqs. (B.19) and (B.20), are also reduced with $v_* = 1$. In the relativistic limit when T is large, the number of net electrons is much smaller than the total number of electron and positron pairs and thus the chemical potential μ can

be neglected. Hence, from Eq. (B.23) we see a relation $\omega_{p,\text{rel}} \sim 0.1T$ in the relativistic limit. Recall the photon effective mass $m^2(k, T) = \omega^2(k, T) - k^2$, the millicharge dark matter with mass m can only be produced by the plasmon if the temperature is greater than $\sim 20 \times m$. In this paper we focus on the dark matter mass ranging from 50 keV to 1 GeV, corresponding to a temperature $T > 1$ MeV, which is safe to take the relativistic limit (for the dark matter mass near 50 keV, see discussion in [43], the relativistic limit is also valid).

We are interested in the plasmon decaying to the millicharge dark matter via the channel $\gamma^* \rightarrow \chi\bar{\chi}$, and the thermally averaged decay widths are given by

$$\langle \Gamma \rangle_{\gamma_L^* \rightarrow \chi\bar{\chi}} n_{\gamma_L^*} = \frac{Q_\epsilon}{(2\pi)^3} \int k^2 dk \frac{Z_L(k) \omega_L(k) (m_L(k)^2 + 2m_\chi^2) \sqrt{m_L(k)^2 (m_L(k)^2 - 4m_\chi^2)}}{3m_L(k)^4 (e^{\omega_L(k)/T} - 1)}, \quad (\text{B.24})$$

$$\langle \Gamma \rangle_{\gamma_T^* \rightarrow \chi\bar{\chi}} n_{\gamma_T^*} = \frac{4Q_\epsilon}{(2\pi)^3} \int k^2 dk \frac{Z_T(k) (m_T(k)^2 - m_\chi^2) \sqrt{m_T(k)^2 (m_T(k)^2 - 4m_\chi^2)}}{3\omega_T(k) m_T(k)^2 (e^{\omega_T(k)/T} - 1)}, \quad (\text{B.25})$$

in which Q_ϵ is the millicharge given in Eq. (49).

C Relevant scattering cross-sections

The cross-sections for all relevant interactions are summarized in this Appendix.

1. $\chi\bar{\chi} \rightarrow \gamma, \gamma', Z \rightarrow i\bar{i}$

$$\begin{aligned} \sigma_{\chi\bar{\chi} \rightarrow i\bar{i}}(s) &= \frac{g_X^2 Q_\chi^2}{48\pi} \sqrt{\frac{s - 4m_i^2}{s - 4m_\chi^2}} \left(1 + \frac{2m_\chi^2}{s} \right) \times \\ &\left\{ \frac{\mathcal{R}_{13}^2 [a_i^2 (s - 4m_i^2) + v_i^2 (2m_i^2 + s)]}{(s - M_Z^2)^2 + M_Z^2 \Gamma_Z^2} + \frac{\mathcal{R}_{11}^2 [a_i'^2 (s - 4m_i^2) + v_i'^2 (2m_i^2 + s)]}{(s - M_{\gamma'}^2)^2 + M_{\gamma'}^2 \Gamma_{\gamma'}^2} \right. \\ &+ \frac{2\mathcal{R}_{11}\mathcal{R}_{13} [a_i a_i' (s - 4m_i^2) + v_i v_i' (2m_i^2 + s)]}{\left[(s - M_Z^2)^2 + M_Z^2 \Gamma_Z^2 \right] \left[(s - M_{\gamma'}^2)^2 + M_{\gamma'}^2 \Gamma_{\gamma'}^2 \right]} G \\ &+ \frac{4g_2 s_\theta Q_i v_i \mathcal{R}_{13} \mathcal{R}_{12} (2m_i^2 + s) (s - M_Z^2)}{s \left[(s - M_Z^2)^2 + M_Z^2 \Gamma_Z^2 \right]} \\ &+ \frac{4g_2 s_\theta Q_i v_i' \mathcal{R}_{12} \mathcal{R}_{11} (2m_i^2 + s) (s - M_{\gamma'}^2)}{s \left[(s - M_{\gamma'}^2)^2 + M_{\gamma'}^2 \Gamma_{\gamma'}^2 \right]} \\ &\left. + \frac{4(g_2 s_\theta Q_i \mathcal{R}_{12})^2 (2m_i^2 + s)}{s^2} \right\}, \end{aligned} \quad (\text{C.1})$$

with

$$G = \left[\Gamma_Z M_Z \Gamma_{\gamma'} M_{\gamma'} + (s - M_Z^2) (s - M_{\gamma'}^2) \right]. \quad (\text{C.2})$$

2. $\chi\bar{\chi} \rightarrow \gamma\gamma$

$$\sigma_{\chi\bar{\chi} \rightarrow \gamma\gamma}(s) = \frac{g_X^4 Q_X^4 \mathcal{R}_{12}^4}{8\pi s (s - 4m_\chi^2)} \left\{ -\frac{\sqrt{s - 4m_\chi^2}}{\sqrt{s}} (s + 4m_\chi^2) + \frac{\log A}{s} (s^2 + 4m_\chi^2 s - 8m_\chi^4) \right\}, \quad (\text{C.3})$$

with

$$A = \frac{\sqrt{s} + \sqrt{s - 4m_\chi^2}}{\sqrt{s} - \sqrt{s - 4m_\chi^2}}. \quad (\text{C.4})$$

3. $\gamma' \rightarrow i\bar{i}$

$$\Gamma_{\gamma' \rightarrow i\bar{i}} = \frac{M_{\gamma'}}{48\pi} \sqrt{1 - \frac{4m_i^2}{M_{\gamma'}^2}} \left[v_i'^2 \left(1 + \frac{2m_i^2}{M_{\gamma'}^2} \right) + a_i'^2 \left(1 - \frac{4m_i^2}{M_{\gamma'}^2} \right) \right]. \quad (\text{C.5})$$

4. $i\bar{i} \rightarrow \gamma'$

$$\begin{aligned} \sigma_{i\bar{i} \rightarrow \gamma'}(s) &= \sigma_{i\bar{i} \rightarrow \gamma'}^0(s) \delta(s - M_{\gamma'}^2) \\ &= \frac{\pi M_{\gamma'}^2}{4s} \sqrt{\frac{s}{s - 4m_i^2}} \left[v_i'^2 \left(1 + \frac{2m_i^2}{M_{\gamma'}^2} \right) + a_i'^2 \left(1 - \frac{4m_i^2}{M_{\gamma'}^2} \right) \right] \delta(s - M_{\gamma'}^2). \end{aligned} \quad (\text{C.6})$$

5. $i\bar{i} \rightarrow \gamma\gamma', i\gamma \rightarrow i\gamma'$

The squared scattering matrices summed over initial and final spins are given by

$$\sum_{\text{spins}} |M|_{i\bar{i} \rightarrow \gamma\gamma'}^2 = 2e^2 Q_i^2 \left\{ \mathcal{K}_1 + \mathcal{K}_2 \frac{1}{t_i u_i} + \mathcal{K}_3 \left(\frac{1}{t_i^2} + \frac{1}{u_i^2} \right) + \mathcal{K}_4 \left(\frac{1}{t_i} + \frac{1}{u_i} \right) + \mathcal{K}_5 \left(\frac{u_i}{t_i} + \frac{t_i}{u_i} \right) \right\}, \quad (\text{C.7})$$

$$\sum_{\text{spins}} |M|_{i\gamma \rightarrow i\gamma'}^2 = 2e^2 Q_i^2 \left\{ \mathcal{K}_1 + \mathcal{K}_2 \frac{1}{s_i u_i} + \mathcal{K}_3 \left(\frac{1}{s_i^2} + \frac{1}{u_i^2} \right) + \mathcal{K}_4 \left(\frac{1}{s_i} + \frac{1}{u_i} \right) + \mathcal{K}_5 \left(\frac{u_i}{s_i} + \frac{s_i}{u_i} \right) \right\}, \quad (\text{C.8})$$

where $s_i = s - m_i^2$, $t_i = t - m_i^2$, $u_i = u - m_i^2$, and

$$\begin{aligned} \mathcal{K}_1 &= 4a_i'^2 m_i^2 / M_{\gamma'}^2, \\ \mathcal{K}_2 &= 2 \left[a_i'^2 (8m_i^4 - 6m_i^2 M_{\gamma'}^2 + M_{\gamma'}^4) + v_i'^2 (M_{\gamma'}^4 - 4m_i^4) \right], \\ \mathcal{K}_3 &= -2m_i^2 \left[a_i'^2 (M_{\gamma'}^2 - 4m_i^2) + v_i'^2 (2m_i^2 + M_{\gamma'}^2) \right], \\ \mathcal{K}_4 &= -2 \left[a_i'^2 (M_{\gamma'}^2 - 4m_i^2) + v_i'^2 (2m_i^2 + M_{\gamma'}^2) \right], \\ \mathcal{K}_5 &= a_i'^2 (2m_i^2 / M_{\gamma'}^2 - 1) + v_i'^2. \end{aligned} \quad (\text{C.9})$$

The corresponding cross-sections are

$$\sigma_{i\bar{i} \rightarrow \gamma\gamma'}(s) = \frac{e^2 Q_i^2 (s - M_{\gamma'}^2)}{32\pi s \sqrt{s(s - 4m_i^2)}} \left\{ (\mathcal{K}_1 - 2\mathcal{K}_5) + \mathcal{K}_3 \frac{2s}{(s - M_{\gamma'}^2)^2 m_i^2} \right\}$$

$$+ \frac{2\sqrt{s} \left[\mathcal{K}_2 - \mathcal{K}_4 (s - M_{\gamma'}^2) + \mathcal{K}_5 (s - M_{\gamma'}^2)^2 \right]}{(s - M_{\gamma'}^2)^2 \sqrt{s(s - 4m_i^2)}} \log B \left. \right\}, \quad (\text{C.10})$$

$$\sigma_{i\gamma \rightarrow i\gamma'}(s) = \frac{-e^2 Q_i^2 D}{64\pi s (s - m_i^2)} \left\{ 2\mathcal{K}_1 - \frac{C\mathcal{K}_5}{s} + \frac{2\mathcal{K}_4}{s - m_i^2} + \frac{2\mathcal{K}_3}{(s - m_i^2)^2} \left(1 - \frac{4s^2}{C^2 - D^2} \right) \right. \\ \left. - \frac{2}{D(s - m_i^2)^2} \left[\mathcal{K}_2 + \mathcal{K}_4 (s - m_i^2) + \mathcal{K}_5 (s - m_i^2)^2 \right] \log \left(\frac{C + D}{C - D} \right) \right\}, \quad (\text{C.11})$$

$$\sigma_{\gamma\gamma' \rightarrow i\bar{i}}(s) = \frac{4s(s - 4m_i^2)}{6(s - M_{\gamma'}^2)^2} \cdot \sigma_{i\bar{i} \rightarrow \gamma\gamma'}(s), \quad (\text{C.12})$$

$$\sigma_{i\gamma' \rightarrow i\gamma}(s) = \frac{4(s - m_i^2)^2}{6D^2} \cdot \sigma_{i\gamma \rightarrow i\gamma'}(s), \quad (\text{C.13})$$

with

$$B = \left(\sqrt{s} + \sqrt{s - 4m_i^2} \right) / \left(\sqrt{s} - \sqrt{s - 4m_i^2} \right), \\ C = m_i^2 - M_{\gamma'}^2 + s, \\ D = \sqrt{s^2 - 2(m_i^2 + M_{\gamma'}^2)s + (m_i^2 - M_{\gamma'}^2)^2}. \quad (\text{C.14})$$

6. $\chi\bar{\chi} \rightarrow \gamma'\gamma'$

$$\sigma_{\chi\bar{\chi} \rightarrow \gamma'\gamma'}(s) = \frac{g_X^4 Q_X^4 \mathcal{R}_{11}^4}{8\pi s (s - 4m_\chi^2)} \left\{ - \frac{\sqrt{(s - 4M_{\gamma'}^2)(s - 4m_\chi^2)}}{M_{\gamma'}^4 + m_\chi^2 (s - 4M_{\gamma'}^2)} \left[2M_{\gamma'}^4 + m_\chi^2 (s + 4m_\chi^2) \right] \right. \\ \left. + \frac{\log E}{s - 2M_{\gamma'}^2} (s^2 + 4m_\chi^2 s + 4M_{\gamma'}^4 - 8m_\chi^4 - 8m_\chi^2 M_{\gamma'}^2) \right\}, \quad (\text{C.15})$$

with

$$E = \frac{s - 2M_{\gamma'}^2 + \sqrt{(s - 4M_{\gamma'}^2)(s - 4m_\chi^2)}}{s - 2M_{\gamma'}^2 - \sqrt{(s - 4M_{\gamma'}^2)(s - 4m_\chi^2)}}. \quad (\text{C.16})$$

7. $\gamma'\gamma' \rightarrow \chi\bar{\chi}$

$$9(s - 4M_{\gamma'}^2) \sigma_{\gamma'\gamma' \rightarrow \chi\bar{\chi}}(s) = 8(s - 4m_\chi^2) \sigma_{\chi\bar{\chi} \rightarrow \gamma'\gamma'}(s). \quad (\text{C.17})$$

8. $\gamma' \rightarrow \chi\bar{\chi}$

$$\Gamma_{\gamma' \rightarrow \chi\bar{\chi}} = \frac{g_X^2 Q_X^2 \mathcal{R}_{11}^2 M_{\gamma'}}{12\pi} \sqrt{1 - \frac{4m_\chi^2}{M_{\gamma'}^2}} \left(1 + \frac{2m_\chi^2}{M_{\gamma'}^2} \right). \quad (\text{C.18})$$

9. $\chi\bar{\chi} \rightarrow \gamma'$

$$\begin{aligned}\sigma_{\chi\bar{\chi}\rightarrow\gamma'}(s) &= \sigma_{\chi\bar{\chi}\rightarrow\gamma'}^0(s)\delta(s - M_{\gamma'}^2) \\ &= \frac{\pi g_X^2 Q_X^2 \mathcal{R}_{11}^2 M_{\gamma'}^2}{s} \sqrt{\frac{s}{s - 4m_\chi^2}} \left(1 + \frac{2m_\chi^2}{M_{\gamma'}^2}\right) \delta(s - M_{\gamma'}^2).\end{aligned}\quad (\text{C.19})$$

References

- [1] S. Davidson, S. Hannestad and G. Raffelt, JHEP **05**, 003 (2000) doi:10.1088/1126-6708/2000/05/003 [arXiv:hep-ph/0001179 [hep-ph]].
- [2] G. Krnjaic, N. Toro, A. Berlin, B. Batell, N. Blinov, L. Darme, P. DeNiverville, P. Harris, C. Hearty and M. Hostert, *et al.* [arXiv:2207.00597 [hep-ph]].
- [3] R. N. Mohapatra and I. Z. Rothstein, Phys. Lett. B **247**, 593-600 (1990) doi:10.1016/0370-2693(90)91907-S
- [4] S. Davidson, B. Campbell and D. C. Bailey, Phys. Rev. D **43**, 2314-2321 (1991) doi:10.1103/PhysRevD.43.2314
- [5] S. Davidson and M. E. Peskin, Phys. Rev. D **49**, 2114-2117 (1994) doi:10.1103/PhysRevD.49.2114 [arXiv:hep-ph/9310288 [hep-ph]].
- [6] A. A. Prinz, R. Baggs, J. Ballam, S. Ecklund, C. Fertig, J. A. Jaros, K. Kase, A. Kulikov, W. G. J. Langeveld and R. Leonard, *et al.* Phys. Rev. Lett. **81**, 1175-1178 (1998) doi:10.1103/PhysRevLett.81.1175 [arXiv:hep-ex/9804008 [hep-ex]].
- [7] J. Jaeckel, M. Jankowiak and M. Spannowsky, Phys. Dark Univ. **2**, 111-117 (2013) doi:10.1016/j.dark.2013.06.001 [arXiv:1212.3620 [hep-ph]].
- [8] M. D. Diamond and P. Schuster, Phys. Rev. Lett. **111**, no.22, 221803 (2013) doi:10.1103/PhysRevLett.111.221803 [arXiv:1307.6861 [hep-ph]].
- [9] H. Vogel and J. Redondo, JCAP **02**, 029 (2014) doi:10.1088/1475-7516/2014/02/029 [arXiv:1311.2600 [hep-ph]].
- [10] C. Dvorkin, K. Blum and M. Kamionkowski, Phys. Rev. D **89**, no.2, 023519 (2014) doi:10.1103/PhysRevD.89.023519 [arXiv:1311.2937 [astro-ph.CO]].
- [11] H. Tashiro, K. Kadota and J. Silk, Phys. Rev. D **90**, no.8, 083522 (2014) doi:10.1103/PhysRevD.90.083522 [arXiv:1408.2571 [astro-ph.CO]].
- [12] P. A. R. Ade *et al.* [Planck], Astron. Astrophys. **594**, A13 (2016) doi:10.1051/0004-6361/201525830 [arXiv:1502.01589 [astro-ph.CO]].
- [13] N. Vinyoles and H. Vogel, JCAP **03**, 002 (2016) doi:10.1088/1475-7516/2016/03/002 [arXiv:1511.01122 [hep-ph]].

- [14] V. Gluscevic and K. K. Boddy, Phys. Rev. Lett. **121**, no.8, 081301 (2018) doi:10.1103/PhysRevLett.121.081301 [arXiv:1712.07133 [astro-ph.CO]].
- [15] W. L. Xu, C. Dvorkin and A. Chael, Phys. Rev. D **97**, no.10, 103530 (2018) doi:10.1103/PhysRevD.97.103530 [arXiv:1802.06788 [astro-ph.CO]].
- [16] J. H. Chang, R. Essig and S. D. McDermott, JHEP **09**, 051 (2018) doi:10.1007/JHEP09(2018)051 [arXiv:1803.00993 [hep-ph]].
- [17] Z. Liu and Y. Zhang, Phys. Rev. D **99**, no.1, 015004 (2019) doi:10.1103/PhysRevD.99.015004 [arXiv:1808.00983 [hep-ph]].
- [18] K. J. Kelly and Y. D. Tsai, Phys. Rev. D **100**, no.1, 015043 (2019) doi:10.1103/PhysRevD.100.015043 [arXiv:1812.03998 [hep-ph]].
- [19] H. Liu, N. J. Outmezguine, D. Redigolo and T. Volansky, Phys. Rev. D **100**, no.12, 123011 (2019) doi:10.1103/PhysRevD.100.123011 [arXiv:1908.06986 [hep-ph]].
- [20] J. Liang, Z. Liu, Y. Ma and Y. Zhang, Phys. Rev. D **102**, no.1, 015002 (2020) doi:10.1103/PhysRevD.102.015002 [arXiv:1909.06847 [hep-ph]].
- [21] A. Ball, G. Beauregard, J. Brooke, C. Campagnari, M. Carrigan, M. Citron, J. De La Haye, A. De Roeck, Y. Elskens and R. E. Franco, *et al.* Phys. Rev. D **102**, no.3, 032002 (2020) doi:10.1103/PhysRevD.102.032002 [arXiv:2005.06518 [hep-ex]].
- [22] S. Foroughi-Abari, F. Kling and Y. D. Tsai, Phys. Rev. D **104**, no.3, 035014 (2021) doi:10.1103/PhysRevD.104.035014 [arXiv:2010.07941 [hep-ph]].
- [23] D. Budker, P. W. Graham, H. Ramani, F. Schmidt-Kaler, C. Smorra and S. Ulmer, PRX Quantum **3**, no.1, 010330 (2022) doi:10.1103/PRXQuantum.3.010330 [arXiv:2108.05283 [hep-ph]].
- [24] M. Du, R. Fang and Z. Liu, [arXiv:2211.11469 [hep-ph]].
- [25] A. Berlin, R. Tito D’Agnolo, S. A. R. Ellis and J. I. Radkovski, JHEP **08**, 017 (2023) doi:10.1007/JHEP08(2023)017 [arXiv:2305.05684 [hep-ph]].
- [26] B. Holdom, Phys. Lett. B **166**, 196-198 (1986) doi:10.1016/0370-2693(86)91377-8
- [27] H. Goldberg and L. J. Hall, Phys. Lett. B **174**, 151 (1986) doi:10.1016/0370-2693(86)90731-8
- [28] D. Feldman, Z. Liu and P. Nath, Phys. Rev. D **75**, 115001 (2007) doi:10.1103/PhysRevD.75.115001 [arXiv:hep-ph/0702123 [hep-ph]].
- [29] K. Cheung and T. C. Yuan, JHEP **03**, 120 (2007) doi:10.1088/1126-6708/2007/03/120 [arXiv:hep-ph/0701107 [hep-ph]].
- [30] L. J. Hall, K. Jedamzik, J. March-Russell and S. M. West, JHEP **03**, 080 (2010) doi:10.1007/JHEP03(2010)080 [arXiv:0911.1120 [hep-ph]].

- [31] X. Chu, T. Hambye and M. H. G. Tytgat, JCAP **05**, 034 (2012) doi:10.1088/1475-7516/2012/05/034 [arXiv:1112.0493 [hep-ph]].
- [32] N. Bernal, M. Heikinheimo, T. Tenkanen, K. Tuominen and V. Vaskonen, Int. J. Mod. Phys. A **32**, no.27, 1730023 (2017) doi:10.1142/S0217751X1730023X [arXiv:1706.07442 [hep-ph]].
- [33] T. Hambye, M. H. G. Tytgat, J. Vandecasteele and L. Vanderheyden, Phys. Rev. D **100**, no.9, 095018 (2019) doi:10.1103/PhysRevD.100.095018 [arXiv:1908.09864 [hep-ph]].
- [34] A. Aboubrahim, W. Z. Feng and P. Nath, JHEP **02**, 118 (2020) doi:10.1007/JHEP02(2020)118 [arXiv:1910.14092 [hep-ph]].
- [35] A. Aboubrahim, W. Z. Feng and P. Nath, JHEP **04**, 144 (2020) doi:10.1007/JHEP04(2020)144 [arXiv:2003.02267 [hep-ph]].
- [36] Y. Du, F. Huang, H. L. Li and J. H. Yu, JHEP **12**, 207 (2020) doi:10.1007/JHEP12(2020)207 [arXiv:2005.01717 [hep-ph]].
- [37] A. Aboubrahim, W. Z. Feng, P. Nath and Z. Y. Wang, Phys. Rev. D **103**, no.7, 075014 (2021) doi:10.1103/PhysRevD.103.075014 [arXiv:2008.00529 [hep-ph]].
- [38] A. Aboubrahim, W. Z. Feng, P. Nath and Z. Y. Wang, JHEP **06**, 086 (2021) doi:10.1007/JHEP06(2021)086 [arXiv:2103.15769 [hep-ph]].
- [39] A. Aboubrahim, W. Z. Feng, P. Nath and Z. Y. Wang, [arXiv:2106.06494 [hep-ph]].
- [40] X. Chu, Y. Mambrini, J. Quevillon and B. Zaldivar, JCAP **01**, 034 (2014) doi:10.1088/1475-7516/2014/01/034 [arXiv:1306.4677 [hep-ph]].
- [41] M. Blennow, E. Fernandez-Martinez and B. Zaldivar, JCAP **01**, 003 (2014) doi:10.1088/1475-7516/2014/01/003 [arXiv:1309.7348 [hep-ph]].
- [42] M. Dutra, M. Lindner, S. Profumo, F. S. Queiroz, W. Rodejohann and C. Siqueira, JCAP **03**, 037 (2018) doi:10.1088/1475-7516/2018/03/037 [arXiv:1801.05447 [hep-ph]].
- [43] C. Dvorkin, T. Lin and K. Schutz, Phys. Rev. D **99**, no.11, 115009 (2019) [erratum: Phys. Rev. D **105**, no.11, 119901 (2022)] doi:10.1103/PhysRevD.99.115009 [arXiv:1902.08623 [hep-ph]].
- [44] A. Banerjee, G. Bhattacharyya, D. Chowdhury and Y. Mambrini, JCAP **12**, 009 (2019) doi:10.1088/1475-7516/2019/12/009 [arXiv:1905.11407 [hep-ph]].
- [45] S. Koren and R. McGehee, Phys. Rev. D **101**, no.5, 055024 (2020) doi:10.1103/PhysRevD.101.055024 [arXiv:1908.03559 [hep-ph]].
- [46] J. H. Chang, R. Essig and A. Reinert, JHEP **03**, 141 (2021) doi:10.1007/JHEP03(2021)141 [arXiv:1911.03389 [hep-ph]].

- [47] H. An and D. Yang, Phys. Lett. B **818**, 136408 (2021) doi:10.1016/j.physletb.2021.136408 [arXiv:2006.15672 [hep-ph]].
- [48] A. Banerjee and D. Chowdhury, SciPost Phys. **13**, no.2, 022 (2022) doi:10.21468/SciPostPhys.13.2.022 [arXiv:2204.03670 [hep-ph]].
- [49] F. Compagnin, S. Profumo and N. Fornengo, JCAP **03**, 061 (2023) doi:10.1088/1475-7516/2023/03/061 [arXiv:2211.13825 [hep-ph]].
- [50] X. Gan and D. Liu, JHEP **11**, 031 (2023) doi:10.1007/JHEP11(2023)031 [arXiv:2302.03056 [hep-ph]].
- [51] K. Y. Zhang and W. Z. Feng, Chin. Phys. C **47**, no.2, 023107 (2023) doi:10.1088/1674-1137/aca585 [arXiv:2204.08067 [hep-ph]].
- [52] T. Gherghetta, J. Kersten, K. Olive and M. Pospelov, Phys. Rev. D **100**, no.9, 095001 (2019) doi:10.1103/PhysRevD.100.095001 [arXiv:1909.00696 [hep-ph]].
- [53] T. D. Rueter and T. G. Rizzo, Phys. Rev. D **101**, no.1, 015014 (2020) doi:10.1103/PhysRevD.101.015014 [arXiv:1909.09160 [hep-ph]].
- [54] S. A. Abel, M. D. Goodsell, J. Jaeckel, V. V. Khoze and A. Ringwald, JHEP **07**, 124 (2008) doi:10.1088/1126-6708/2008/07/124 [arXiv:0803.1449 [hep-ph]].
- [55] B. S. Acharya, A. Maharana and F. Muia, JHEP **03**, 048 (2019) doi:10.1007/JHEP03(2019)048 [arXiv:1811.10633 [hep-th]].
- [56] A. Hebecker, J. Jaeckel and R. Kuespert, [arXiv:2311.10817 [hep-th]].
- [57] G. Shiu, P. Soler and F. Ye, Phys. Rev. Lett. **110**, no.24, 241304 (2013) doi:10.1103/PhysRevLett.110.241304 [arXiv:1302.5471 [hep-th]].
- [58] W. Z. Feng, G. Shiu, P. Soler and F. Ye, Phys. Rev. Lett. **113**, 061802 (2014) doi:10.1103/PhysRevLett.113.061802 [arXiv:1401.5880 [hep-ph]].
- [59] W. Z. Feng, G. Shiu, P. Soler and F. Ye, JHEP **05**, 065 (2014) doi:10.1007/JHEP05(2014)065 [arXiv:1401.5890 [hep-ph]].
- [60] E. W. Kolb and M. S. Turner, Front. Phys. **69**, 1-547 (1990) doi:10.1201/9780429492860
- [61] P. Gondolo and G. Gelmini, Nucl. Phys. B **360**, 145-179 (1991) doi:10.1016/0550-3213(91)90438-4
- [62] G. B. Gelmini, P. Gondolo and E. Roulet, Nucl. Phys. B **351**, 623-644 (1991) doi:10.1016/S0550-3213(05)80036-7
- [63] M. Hindmarsh and O. Philipsen, Phys. Rev. D **71**, 087302 (2005) doi:10.1103/PhysRevD.71.087302 [arXiv:hep-ph/0501232 [hep-ph]].
- [64] J. Li and P. Nath, [arXiv:2304.08454 [hep-ph]].

- [65] W.Z. Feng and Z.H. Zhang, in preparation.
- [66] J. H. Chang, R. Essig and S. D. McDermott, *JHEP* **01**, 107 (2017) doi:10.1007/JHEP01(2017)107 [arXiv:1611.03864 [hep-ph]].
- [67] M. Pospelov, *Phys. Rev. D* **80**, 095002 (2009) doi:10.1103/PhysRevD.80.095002 [arXiv:0811.1030 [hep-ph]].
- [68] E. M. Riordan, M. W. Krasny, K. Lang, P. De Barbaro, A. Bodek, S. Dasu, N. Varelas, X. Wang, R. G. Arnold and D. Benton, *et al.* *Phys. Rev. Lett.* **59**, 755 (1987) doi:10.1103/PhysRevLett.59.755
- [69] J. D. Bjorken, S. Ecklund, W. R. Nelson, A. Abashian, C. Church, B. Lu, L. W. Mo, T. A. Nunamaker and P. Rassmann, *Phys. Rev. D* **38**, 3375 (1988) doi:10.1103/PhysRevD.38.3375
- [70] B. Batell, R. Essig and Z. Surujon, *Phys. Rev. Lett.* **113**, no.17, 171802 (2014) doi:10.1103/PhysRevLett.113.171802 [arXiv:1406.2698 [hep-ph]].
- [71] L. Marsicano, M. Battaglieri, M. Bondi', C. D. R. Carvajal, A. Celentano, M. De Napoli, R. De Vita, E. Nardi, M. Raggi and P. Valente, *Phys. Rev. D* **98**, no.1, 015031 (2018) doi:10.1103/PhysRevD.98.015031 [arXiv:1802.03794 [hep-ex]].
- [72] J. Blumlein and J. Brunner, *Phys. Lett. B* **701**, 155-159 (2011) doi:10.1016/j.physletb.2011.05.046 [arXiv:1104.2747 [hep-ex]].
- [73] J. Blümlein and J. Brunner, *Phys. Lett. B* **731**, 320-326 (2014) doi:10.1016/j.physletb.2014.02.029 [arXiv:1311.3870 [hep-ph]].
- [74] [CMS], CMS-PAS-EXO-19-018.
- [75] J. P. Lees *et al.* [BaBar], *Phys. Rev. Lett.* **113**, no.20, 201801 (2014) doi:10.1103/PhysRevLett.113.201801 [arXiv:1406.2980 [hep-ex]].
- [76] R. Aaij *et al.* [LHCb], *Phys. Rev. Lett.* **124**, no.4, 041801 (2020) doi:10.1103/PhysRevLett.124.041801 [arXiv:1910.06926 [hep-ex]].
- [77] F. Archilli *et al.* [KLOE-2], *Phys. Lett. B* **706**, 251-255 (2012) doi:10.1016/j.physletb.2011.11.033 [arXiv:1110.0411 [hep-ex]].
- [78] D. Babusci *et al.* [KLOE-2], *Phys. Lett. B* **720**, 111-115 (2013) doi:10.1016/j.physletb.2013.01.067 [arXiv:1210.3927 [hep-ex]].
- [79] D. Babusci *et al.* [KLOE-2], *Phys. Lett. B* **736**, 459-464 (2014) doi:10.1016/j.physletb.2014.08.005 [arXiv:1404.7772 [hep-ex]].
- [80] A. Anastasi *et al.* [KLOE-2], *Phys. Lett. B* **757**, 356-361 (2016) doi:10.1016/j.physletb.2016.04.019 [arXiv:1603.06086 [hep-ex]].

- [81] H. Merkel, P. Achenbach, C. Ayerbe Gayoso, T. Beranek, J. Bericic, J. C. Bernauer, R. Böhm, D. Bosnar, L. Correa and L. Debenjak, *et al.* Phys. Rev. Lett. **112**, no.22, 221802 (2014) doi:10.1103/PhysRevLett.112.221802 [arXiv:1404.5502 [hep-ex]].
- [82] H. An, M. Pospelov and J. Pradler, Phys. Lett. B **725**, 190-195 (2013) doi:10.1016/j.physletb.2013.07.008 [arXiv:1302.3884 [hep-ph]].
- [83] J. Redondo and G. Raffelt, JCAP **08**, 034 (2013) doi:10.1088/1475-7516/2013/08/034 [arXiv:1305.2920 [hep-ph]].
- [84] E. Hardy and R. Lasenby, JHEP **02**, 033 (2017) doi:10.1007/JHEP02(2017)033 [arXiv:1611.05852 [hep-ph]].
- [85] H. Yuksel and M. D. Kistler, Phys. Rev. D **78**, 023502 (2008) doi:10.1103/PhysRevD.78.023502 [arXiv:0711.2906 [astro-ph]].
- [86] J. Redondo and M. Postma, JCAP **02**, 005 (2009) doi:10.1088/1475-7516/2009/02/005 [arXiv:0811.0326 [hep-ph]].
- [87] H. An, M. Pospelov, J. Pradler and A. Ritz, Phys. Lett. B **747**, 331-338 (2015) doi:10.1016/j.physletb.2015.06.018 [arXiv:1412.8378 [hep-ph]].
- [88] X. L. Chen and M. Kamionkowski, Phys. Rev. D **70**, 043502 (2004) doi:10.1103/PhysRevD.70.043502 [arXiv:astro-ph/0310473 [astro-ph]].
- [89] M. Pospelov and A. Ritz, Phys. Lett. B **671**, 391-397 (2009) doi:10.1016/j.physletb.2008.12.012 [arXiv:0810.1502 [hep-ph]].
- [90] S. De Lope Amigo, W. M. Y. Cheung, Z. Huang and S. P. Ng, JCAP **06**, 005 (2009) doi:10.1088/1475-7516/2009/06/005 [arXiv:0812.4016 [hep-ph]].
- [91] S. Ando and K. Ishiwata, JCAP **05**, 024 (2015) doi:10.1088/1475-7516/2015/05/024 [arXiv:1502.02007 [astro-ph.CO]].
- [92] W. Liu, X. J. Bi, S. J. Lin and P. F. Yin, Chin. Phys. C **41**, no.4, 045104 (2017) doi:10.1088/1674-1137/41/4/045104 [arXiv:1602.01012 [astro-ph.CO]].
- [93] C. Blanco and D. Hooper, JCAP **03**, 019 (2019) doi:10.1088/1475-7516/2019/03/019 [arXiv:1811.05988 [astro-ph.HE]].
- [94] A. Badertscher, P. Crivelli, W. Fetscher, U. Gendotti, S. Gninenko, V. Postoev, A. Rubbia, V. Samoylenko and D. Sillou, Phys. Rev. D **75**, 032004 (2007) doi:10.1103/PhysRevD.75.032004 [arXiv:hep-ex/0609059 [hep-ex]].
- [95] G. Steigman, K. A. Olive, D. N. Schramm and M. S. Turner, Phys. Lett. B **176**, 33-38 (1986) doi:10.1016/0370-2693(86)90920-2
- [96] J. Jaeckel, J. Redondo and A. Ringwald, Phys. Rev. Lett. **101**, 131801 (2008) doi:10.1103/PhysRevLett.101.131801 [arXiv:0804.4157 [astro-ph]].

- [97] R. H. Cyburt, B. D. Fields, V. Pavlidou and B. D. Wandelt, *Phys. Rev. D* **65**, 123503 (2002) doi:10.1103/PhysRevD.65.123503 [arXiv:astro-ph/0203240 [astro-ph]].
- [98] R. Catena and B. Schwabe, *JCAP* **04**, 042 (2015) doi:10.1088/1475-7516/2015/04/042 [arXiv:1501.03729 [hep-ph]].
- [99] J. B. Muñoz, E. D. Kovetz and Y. Ali-Haïmoud, *Phys. Rev. D* **92**, no.8, 083528 (2015) doi:10.1103/PhysRevD.92.083528 [arXiv:1509.00029 [astro-ph.CO]].
- [100] P. McDonald *et al.* [SDSS], *Astrophys. J. Suppl.* **163**, 80-109 (2006) doi:10.1086/444361 [arXiv:astro-ph/0405013 [astro-ph]].
- [101] E. Braaten and D. Segel, *Phys. Rev. D* **48**, 1478-1491 (1993) doi:10.1103/PhysRevD.48.1478 [arXiv:hep-ph/9302213 [hep-ph]].