

On the methodological shortcomings in the Wide Binary Gravity test of Banik et al. 2024

X. Hernandez^{1*} and Kyu-Hyun Chae^{2†}

¹ *Instituto de Astronomía, Universidad Nacional Autónoma de México, Apartado Postal 70–264 C.P. 04510 México D.F. México.*

² *Department of Physics and Astronomy, Sejong University, 209 Neungdong-ro Gwangjin-gu, Seoul 05006, Republic of Korea.*

Released 10/12/2023

ABSTRACT

Over this last year we have published four independent refereed studies confirming the presence of a gravitational anomaly, from studying the relative velocities and separations on the plane of the sky, v_{2D} and s_{2D} respectively, of wide binary stars observed by the *Gaia* satellite. Using binaries within a narrow range of total masses centred around $1 - 1.6M_{\odot}$, these studies show results which are fully consistent with Newtonian dynamics in a high acceleration $s_{2D} < 2000$ au regime, but which conclusively identify MOND phenomenology for the low acceleration $s_{2D} > 2000$ au regime. These four studies span a range of sample selection strategies and cover also a range of statistical techniques, in all cases, results are consistent in identifying a change in the effective value of the gravitational constant in the low acceleration $s_{2D} > 2000$ au regime of $G \rightarrow \gamma G$ with $\gamma = 1.5 \pm \sigma_{\gamma}$, with $0.06 < \sigma_{\gamma} < 0.2$, depending on the sample selection strategy and the statistical modelling implemented. Recently, a contradictory study appeared, Banik et al. (2024) (originally arXiv:2311.03436 in 2023), claiming a 19σ statistical preference of a purely Newtonian model over a MOND alternative, looking also at distributions of v_{2D} and s_{2D} for wide binaries from the *Gaia* satellite, although only in the $s_{2D} > 2000$ au regime. A close inspection of said study readily shows the use of a statistical treatment inconsistent with the error structure of the data used, which renders the results presented untenable, particularly the claimed confidence intervals. Related to the above, the best fit posterior physical parameters found in Banik et al. (2024), are inconsistent with direct determinations of these parameters, their recovered ellipticity distributions and close binary fractions. Even more worrisome is the total lack of correlation between their inferred gravity index and these two physically correlated features, in the principal results of the above authors. In this brief comment we expand upon the above to show that the results of Banik et al. (2024) are not due to the physics of the problem being treated, but to the methodological problems of that study.

Key words: gravitation — stars: kinematics and dynamics — binaries: general — statistics

1 INTRODUCTION

One of the most relevant scientific debates of the last few decades has been the discussion of whether to attribute the well established gravitational anomalies appearing in the low acceleration regime of $a < a_0$ (where $a_0 = 1.2 \times 10^{-10}$ m s⁻²) at galactic and cosmological scales to the presence of

an undetected dark matter component, or to evidence for a change in the behaviour of gravity at such low acceleration scales not probed by any direct experiment. In an attempt to obtain independent evidence on the low acceleration behaviour of gravity at scales where dark matter is not envisioned to play any role, one of us proposed in Hernandez et al. (2012) to directly test gravity using statistical observations of large samples of Solar Neighbourhood wide binary stars. For solar mass wide binary stars, the low acceleration regime where anomalies are apparent in the galactic and cos-

* xavier@astro.unam.mx

† chae@sejong.ac.kr

mological context appears above separations of a few kau, systems of which there fortunately are many. Those first tests however, proved inconclusive, given the quality of the proper motion data available at the time.

With the appearance of the *Gaia* catalogue the situation changed and parallax, proper motion, photometric and spectroscopic data of sufficient quality to allow the inference of relative velocities on the plane of the sky, v_{2D} , separation on the plane of the sky, s_{2D} , as well as high quality stellar masses, M_* , inferred from stellar evolutionary models, and in many cases even radial velocities, became available for large samples of local wide binary stars with s_{2D} values reaching up to several tens of kau. Once data of the required quality are available, one still has to deal with the statistical nature of the problem, given the long orbital periods of the systems in question, which make the actual tracing of individual wide binary orbits impractical given the current accuracy of available observations. Statistical samples of v_{2D} , s_{2D} and M_* can then in principle be used to decide if gravity is behaving in a constant manner across the range of s_{2D} values sampled or not.

However, deciding if there is any change or not in the law of gravity from a statistical sample of v_{2D} , s_{2D} and total stellar masses, M_T , still requires to handle the presence of kinematic contaminants and possible external perturbers. A given wide binary star might harbour in one of its components (or both, in the interest of brevity the distinction will not further be made explicit) a hidden tertiary component, which might not be apparent from current observations, if this extra component is dim enough and close enough to one of the readily identified components of the wide binary. The presence of such hidden tertiaries leads to an error in the assigned total mass of the wide binary in question, and also, due to the motion of the internal binary, produces a kinematic offset on the observed wide binary, with respect to the motion one is trying to measure. In some cases, an apparent wide binary star might simply be the result of projection effects in a crowded field, or a flyby event between unbound field stars. Then, in the case of loosely bound very wide pairs, it becomes increasingly difficult with increasing s_{2D} values, to find isolated systems which can be guaranteed not to show perturbed kinematics as a result of interactions with nearby field stars.

All of the above effects have been thoroughly taken into account through a variety of sample selection strategies and independent statistical methods in our recent publications: Chae (2023a), Hernandez (2023), Chae (2023b) and Hernandez et al. (2023). It is reassuring that in all of the above studies results have consistently identified the $s_{2D} < 2000$ au region as being fully consistent with Newtonian dynamics, and the low acceleration $s_{2D} > 2000$ au region as showing a clear break in the character of gravity, fully consistent with MOND AQUAL expectations. It is therefore remarkable that the recent paper of Banik et al. (2024) (which first appeared in 2023 as arXiv:2311.03436) should state quite conclusively that studying *Gaia* DR3 wide binaries, they find Newtonian gravity to be preferred over MOND at a 19σ confidence level. We find however, that these last conclusions are not in fact supported by the data presented, which has a data structure inconsistent with the details of the statistical approach implemented by those authors, this is reflected in the absence of the physical scalings inherent

to the problem in their results, and shows their reported confidence levels to be in error.

To give some recent background, Section 2 presents a short recap of recent *Gaia* wide binary tests yielding consistent results in favour of MOND for the low acceleration regime, while Section 3 presents and explains the inconsistency in the statistical approach used in Banik et al. (2024) and the error structure of the data they use. In Section 4 we elaborate on the diagnostic importance of the lack of correlations between gravity law inferences and assumed ellipticity and hidden tertiary distributions in the main results of Banik et al. (2024), and highlight a number of consistency check to bare in mind when comparing wide binary studies. Finally, Section 5 presents our conclusions.

2 RECENT RESULTS SHOWING CLEAR MOND LOW ACCELERATION PHENOMENOLOGY

As recent context for the Banik et al. (2024) paper being discussed in the following sections, we present here a brief summary of the four independent published studies which we have authored this year, as well as of the results found. The reader is referred to the papers in question for details.

A few months ago, one of us in Chae (2023a), presented results for a large sample of 26,615 *Gaia* wide binaries within 200 pc from the Sun in the range of $200 < (s_{2D}/\text{au}) < 30,000$, selected through a careful isolation criterion to ensure the absence of flyby events and external perturbations, to test for changes in gravity across the separation range probed. A careful statistical de-projection method is implemented such that each observed (s_{2D}, v_{2D}) wide binary data point is turned into an statistical distribution of possible (s_{3D}, v_{3D}) values by taking into account isotropic projection probabilities, the time and velocity dependence of the orbital dynamics in question to obtain orbital phase occupancy probability distributions, and individual ellipticity estimates for the binaries used, derived from the observed angles between s_{2D} and v_{2D} for these same binaries, from Hwang et al. (2022). These last ellipticities are treated as probability density functions, given their reported confidence intervals.

This sample is not cleared of hidden tertiaries, and hence their effect must be modelled before drawing any inferences on the behaviour of gravity. This is achieved by performing statistical models of wide binaries, where to a fraction of which, f_{HT} , an extra close component is added, and after a probabilistic projection of all orbital elements is performed, the change in mass and v_{2D} distributions is calculated. The resulting v_{2D} distributions are then compared against the observed sample in the high acceleration region, where Newtonian dynamics applies, to calibrate f_{HT} . Thus, the only kinematic contaminant remaining in the sample is firmly evaluated through comparison with Newtonian expectations. Notice the empirical evidence showing the independence of f_{HT} with s_{2D} in the ranges of relevance, e.g. Tokovinin et al. (2002) and Tokovinin et al. (2010). Once this only free parameter has been calibrated in the high acceleration Newtonian region, results for the low acceleration $s_{2D} > 2000$ au region clearly show a break in the behaviour of gravity of the type $G \rightarrow \gamma G$ with $\gamma = 1.43 \pm 0.06$, e.g. Fig. 19 in this paper, ruling out a low acceleration Newtonian behaviour and consistent with MOND AQUAL expectations of

$\gamma = 1.4$. A high quality sub-sample with a distance limit of just 80 pc is also included as a check, results for it yield consistent results.

Then, in Hernandez (2023) one of us used a highly curated sample of *Gaia* DR3 wide binaries within 125 pc from the Sun, in the range of $200 < (s_{2D}/au) < 12,000$ chosen through the use of extensive filtering criteria to guarantee the exclusion of hidden binaries, of unbound flyby cases and to guarantee the inclusion of only highly isolated pairs free of external perturbers within $8s_{2D}$ for the widest binaries considered, to perform a wide binary gravity test. The careful filtering procedure left only a small sample of only 349 and 87 binary pairs in the high acceleration $s_{2D} < 2000$ au and the low acceleration $s_{2D} > 2000$ au regions, respectively. The results were presented as sky projected v_{1D} values as a function of s_{2D} , the left panel in Fig. 4 of that paper. Binned RMS v_{1D} values as a function of s_{2D} were then compared against the detailed Newtonian numerical simulations of Jiang & Tremaine (2010) for these same quantities for samples of 50,000 wide binaries evolving in the Solar Neighbourhood over a 10 Gyr period. This comparison showed perfect accordance in the high acceleration $s_{2D} < 2000$ au region, without any free parameter fitting, proving the sample used to be free of kinematic contaminants. For the $s_{2D} > 2000$ au region however, a clear break is apparent indicating a transition to a MOND regime (see Fig. 8 and the right panel of Fig. A1 in that paper) for low accelerations. No statistical inference was performed in that paper, as the only objective was to assert if a break with Newtonian gravity was present or not, rather than study the character of any such break.

Next, one of us in Chae (2023b) repeated the procedure of Chae (2023a), but this time including much more strict single stellar quality cuts to obtain a smaller sample of 2463 *Gaia* wide binaries within 200 pc from the sun, consistent with having no hidden tertiary contaminants, as shown through a perfect fit to Newtonian expectations across the $200 < (s_{2D}/au) < 2000$ range, without the need of fitting any free parameters or of including any hidden tertiaries, i.e., using $f_{HT} = 0.0$. This new sample confirmed results for $\gamma = 1.49 \pm 0.2$ for the low acceleration $s_{2D} > 2000$ au region, again ruling out Newtonian dynamics in this regime, and fully consistent with AQUAL MOND expectations, e.g. Fig. 11 in that paper. This paper includes a small correction to the results of Chae (2023a) as a consequence of a small bug in the programming having been detected (see appendix A in Chae 2023b), which lead to an artificially high f_{HT} having been reported in that previous study. This crucial factor is now estimated as $0.25 \lesssim f_{HT} \lesssim 0.50$, note that Chae (2023a) considers various sub-samples, the range quoted here results from using the corrected code. This result is consistent with recent independent estimates of this quantity, e.g. Moe & Di Stefano (2017). In response to the criticism of Chae (2023b) found in Banik et al. (2024), we note that that points on the acceleration plane from MC de-projections of each observed wide binary are probability distributions taking into account all possible observational ranges of inclinations, eccentricities, hidden close companions, etc. Hence, criticisms based exclusively on comparisons of the mean \tilde{v} parameter are not applicable to studies considering the full distribution of modelled and observed velocities, such as Chae (2023b) or Hernandez et al. (2023). Notice also that in Chae (2023b)

various progressive data quality cuts are tested, all yielding consistent results, which shows the study to be robust with respect to the level of observational noise included, removal of the lower quality data sub-samples has no effect on the conclusions.

Lastly, Hernandez et al. (2023) developed a careful statistical analysis to find optimal values of the effective gravitational constant, $G \rightarrow \gamma G$, relevant to a clean sample of observed wide binaries. This study works using the dimensionless velocity variable $\tilde{v} = (GM_T/s_{2D})^{-1/2}v_{2D}$, and takes advantage of the extremely high quality s_{2D} data and highly accurate stellar mass estimates available from using *Gaia* data for nearby systems, typically within about 100 pc, so that the error budget on \tilde{v} is overwhelmingly dominated by uncertainties in v_{2D} . The method developed in this paper fully accounts for all projection effects of intrinsic wide binary orbits onto the plane of the sky, taken as probability density functions under the assumption of isotropy, as well as the probability density function of orbital phase occupancy and the probability density function of ellipticity distributions, working with the dimensionless 2D relative velocity \tilde{v} mentioned above. Using again a small sample of 574 *Gaia* DR3 wide binaries constructed to be clear of kinematic contaminants in the range of $200 < (s_{2D}/au) < 12,000$, one of us in that paper showed full accordance with Newtonian expectation in the high acceleration $s_{2D} < 2000$ au region, as a direct result of the method used, in the total absence of any parameter fitting, yielding $\gamma = 1.00 \pm 0.1$. Again, for the low acceleration $s_{2D} > 2000$ au region, results are consistent with MOND expectations of $\gamma = 1.5 \pm 0.2$.

The above, including an extensive consideration of the signal-to-noise ratio of the observational data used, and Monte Carlo re-sampling of the data within their inferred confidence intervals to assess the contribution of observational noise to the inference. Indeed, the final 1σ interval on γ is mostly due to the statistical range of recovered values, consistent with the central values of the observed relative velocities of the binaries studied, and their 1σ Gaussian errors, as inferred from the reported *Gaia* parameters and the formal error propagation of their uncertainties. Results were calculated for a range of statistical ellipticity distributions as inferred directly by Hwang et al. (2022) for Solar Neighbourhood *Gaia* wide binaries, and the resulting variations on the final inferences included as a systematic contribution to the final error budget quoted. This last reference parameterised the probability distribution of ellipticities for Solar Neighbourhood wide binaries as $P(e) = (1+\alpha)e^\alpha$, where the dimensionless parameter α was determined by those same authors to lie in the range $1.0 < \alpha < 1.4$ for local *Gaia* wide binaries.

The consistency of the four independent and highly distinct studies described above implies that a low acceleration validity threshold for Newtonian gravity has been found, and given the low velocity regime being probed, reveals that just as a high energy validity limit for General Relativity is implied by the inconsistency of that theory with Quantum Mechanics, a low acceleration validity limit for it also exists, coinciding with the expectations and predictions of MOND, as first proposed in Milgrom (1983). In this context, it becomes important to take a very critical look at Banik et al. (2024), who claim that a similar study to the ones sum-

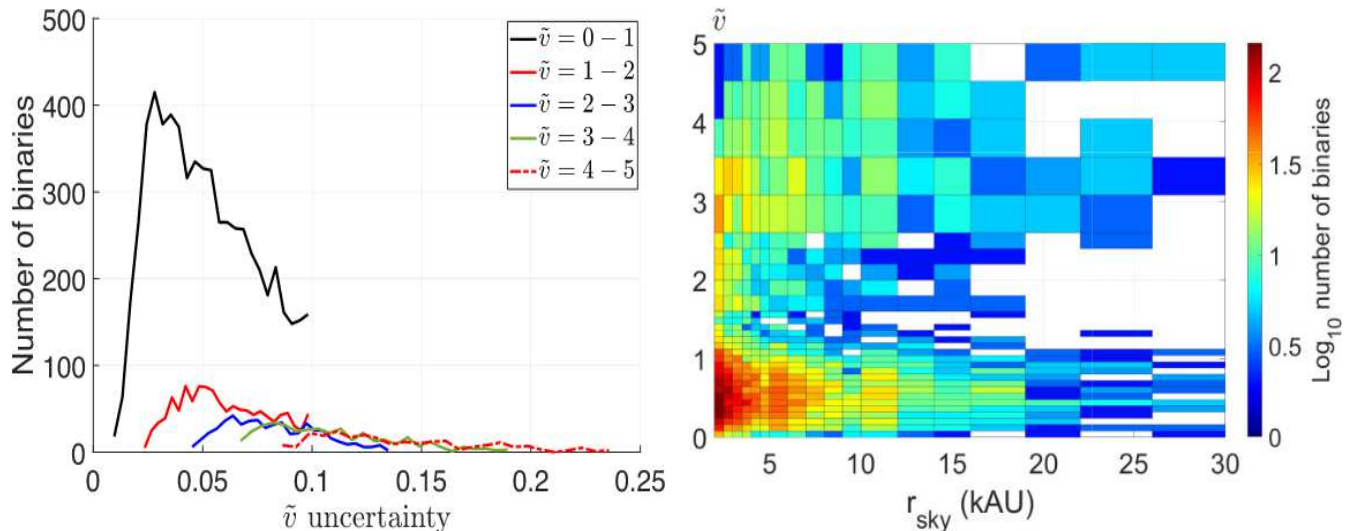


Figure 1. Left: Distribution of errors in \tilde{v} as a function of the ranges for the values of this parameter in Banik et al. (2024). Notice that for the crucial first two ranges, errors of above 0.04 are not uncommon, but the norm. Right: (\tilde{v}, s_{2D}) Binning strategy of Banik et al. (2024). Notice the narrow bins of \tilde{v} width 0.08 in the critical $\tilde{v} < 1.6$ region. As these bins are narrower than twice the typical errors in this region, observational errors on the comparison of models to data should not be ignored, although they were ignored in Banik et al. (2024).

marised above of *Gaia* wide binaries allows to reject MOND at a 16σ confidence level, as we do in the following sections.

3 STATISTICAL FRAMEWORK IN BANIK ET AL. (2024)

Banik et al. (2024) use a medium-sized sample of 8,611 *Gaia* wide binaries within 250 pc from the Sun with $2000 < (s_{2D}/au) < 30,000$, to attempt a test of gravity in this separation range. Careful mass inferences are included, together with detailed error propagation on the reported *Gaia* parameters to yield both rigorous \tilde{v} and s_{2D} values for the wide binaries studied, and accurate 1σ errors on the dimensionless \tilde{v} data to be used, $\sigma_{\tilde{v}}$. These \tilde{v} errors are then used to define the sample, which is selected to have relatively high quality data, with final 1σ errors on the \tilde{v} values which are restricted to being below $0.1 \max(1, \tilde{v}/2)$. i.e. for small values of \tilde{v} a fixed upper bound of 0.1 in the error is imposed, while for large values of \tilde{v} the upper limit is introduced on the resulting signal-to-noise ratios on this quantity. The above choices are motivated by the critical nature of the $0 < \tilde{v} < 2$ region in discriminating between Newtonian and MOND scenarios, and ensure that the error on the \tilde{v} values used is at most equal to the difference of 20% expected between a Newtonian and a MOND model near the peak of the \tilde{v} distribution, which occurs at close to $\tilde{v} = 0.5$.

Then, a 2 dimensional binning in a (\tilde{v}, s_{2D}) plane is imposed, with a binning strategy which was previously established and decided upon to optimise the possibility of distinguishing between Newtonian and MOND scenarios, Banik et al. (2021). This binning of the (\tilde{v}, s_{2D}) plane is then populated using the carefully inferred observational \tilde{v} values described above. However, the corresponding $\sigma_{\tilde{v}}$ values play no part in the gravity inference procedure, their role is restricted to defining the sample, as can be confirmed from the first paragraph in Section 2.3 and from section 2.4.6 in

Banik et al. (2024). Once this (\tilde{v}, s_{2D}) plane has been populated, it serves as a template against which various models are compared and evaluated through a counts-in-cells procedure.

Each model is defined through various parameters including the α parameter mentioned in the previous section in connection with the probability distribution of ellipticities, the f_{HT} parameter also mentioned previously in connection with an assumed fraction of hidden tertiaries, and an α_{grav} parameter which is defined as a sliding index between Newtonian gravity and MOND, with 0 corresponding to Newtonian gravity and 1 to a particular MOND model, QUMOND (Milgrom 2010). We do not give the precise formula for this last parameter, as it is not included either in Banik et al. (2024), where beyond the description given above, the reader is referred to an un-refereed paper from the arXiv (Banik et al. 2021) for the exact definition of α_{grav} . Further parameters are also introduced to describe the statistical distribution of hidden tertiary orbital parameters. A simultaneous fit to seven parameters describing the hidden tertiary frequency and orbital parameter distributions, an ellipticity probability function, a fraction of line-of-sight contaminants and potential changes in gravity is then implemented by these authors, as they are dealing with a sample where no strict kinematic contaminant exclusion strategies have been followed, and where no deep Newtonian region is employed to calibrate the hidden tertiary fraction.

Finally, a MCMC method is used to recover optimal parameter values, through counts-in-cells binomial comparisons of models to the observational binned (\tilde{v}, s_{2D}) plane described above, which is treated as a fixed template. Whilst the authors took care to ensure a reasonable minimum population per bin, the consistency of bin size and data errors was neglected. The approach would be rigorous if the number of observed binaries per (\tilde{v}, s_{2D}) bin could be treated as being accurately determined. This last condition would ap-

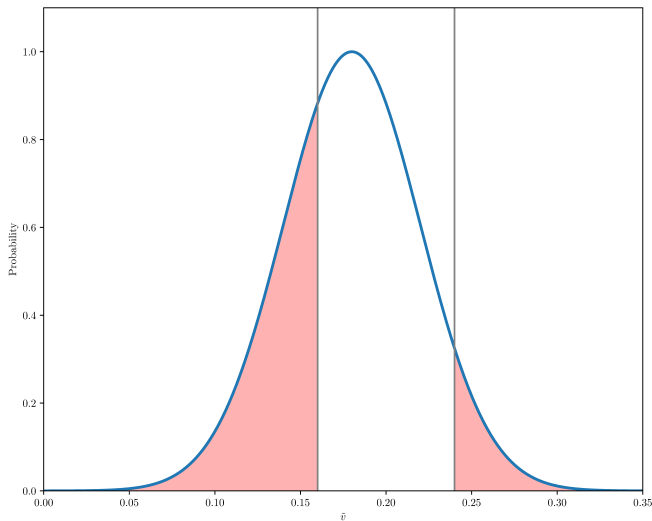


Figure 2. The figure shows the probability density function for the true position of a wide binary with inferred $\tilde{v} = 0.18$ assigned to the velocity bin $0.16 < \tilde{v} < 0.24$ in Banik et al. (2024), having a less than average \tilde{v} error of $\sigma_{\tilde{v}} = 0.04$. In 37.5% of such cases the bin identification will be erroneous. For a similar case with $\sigma_{\tilde{v}} = 0.08$, still below the $\sigma_{\tilde{v}} = 0.1$ upper quality cut relevant for this region, the probability the assigned bin is off by one is of 48.2%, while the probability that the bin has been miss-assigned by two steps is of 14.6%. This is serious, as observational errors are not considered in the comparison between models and observations by those authors.

ply if and only if, the errors on both \tilde{v} and s_{2D} were always much smaller than twice the bin sizes. Whilst this condition is easily met by the s_{2D} values and their errors from the exquisite *Gaia* catalogue, it is catastrophically failed by the $(\tilde{v}, \sigma_{\tilde{v}})$ values being used. This can be readily confirmed by looking at the distribution of $\sigma_{\tilde{v}}$ values from Banik et al. (2024), shown in their Fig. 4, which we reproduce in the left panel of our Fig. 1, and from their binning of the (\tilde{v}, s_{2D}) plane, their Fig. 6, which we reproduce in the right panel of our Fig. 1. From the binning of the (\tilde{v}, s_{2D}) plane we see that the sensitive $0 < \tilde{v} < 1.6$ region of the plane, where most discriminating power between a Newtonian and a MOND model resides, has been split into 20 bins, resulting in \tilde{v} bins of width 0.08.

We can now check from their Fig. 4 that in the corresponding $0 < \tilde{v} < 1$ and $1 < \tilde{v} < 2$ ranges, about 2/3 and 4/5 of cases respectively, have errors larger than half the bin size which in this \tilde{v} ranges is of only 0.04. If we take an observed binary sitting in the centre of one of these bins and having a more than typical \tilde{v} error of $\sigma_{\tilde{v}} = 0.04$, the probability that it should actually reside in either the bin above or the bin below is calculated as the fraction of the integral of a Gaussian lying without a 1σ interval, 31.7%. If we take a more typical case of a binary lying half-way between the centre of one of this \tilde{v} bins of width 0.08 and the edge, and having the same more than typical $\sigma_{\tilde{v}} = 0.04$ value, the probability of it having been scattered by observational errors from one of the neighbouring \tilde{v} bins raises to almost 40% at 37.5%, as shown in our Fig. 2. The situation clearly worsens for larger errors. Notice from the left panel of Fig. 1 that more than half of the binaries used by Banik et al. (2024) have \tilde{v} errors

between 0.04 and 0.1, for \tilde{v} values below 2. In fact, values of $\sigma_{\tilde{v}} = 0.08$, are not rare, and lie well below the upper quality cut of $\sigma_{\tilde{v}} < 1$ for the $\tilde{v} < 1.6$ region where the bin size is of 0.08. When considering such $\sigma_{\tilde{v}} = 0.08$ cases, the probability that the observed binary has been erroneously assigned to a certain bin from one of the contiguous ones raises to 61.7% and 62.8% for the two locations within the bin discussed above. Indeed, for this last $\sigma_{\tilde{v}} = 0.08$ value, still within the upper limit of 0.1 imposed, the probability that a wide binary lying half-way between the centre of one of this bins and the edge has been miss-assigned by two bins rather than just one, is already of 14.6%.

It is hence obvious that the observational template used by the authors in Banik et al. (2024) can not be assumed as being error free, at the fine \tilde{v} binning imposed, there has necessarily been a non-negligible blurring due to the observational noise present in the data. This should have been dealt with by either taking wider bins, or tighter $\sigma_{\tilde{v}}$ limits, or including MC re-sampling of the data within their inferred confidence intervals. None of these standard strategies were followed and Banik et al. (2024) simply ignored the unavoidable blurring of their fine \tilde{v} binning strategy by the comparatively large $\sigma_{\tilde{v}}$ they carefully obtained. It is an easily verifiable fact that the parameter estimation method implemented by Banik et al. (2024) does not include any consideration of the errors in the data whatsoever, $\sigma_{\tilde{v}}$ values are used exclusively in defining the sample, and ignored once this first step has been completed. Contrary to standard practice, observational errors are not even added to the models constructed from the various parameter choices before comparing to the observational template. Models are compared directly to the observational template without including a blurring of the model \tilde{v} values compatible with the observations being used. Therefore, the problem includes a non-acknowledged observational noise component.

Once this point has been realised, it is firstly obvious that any of the four standard strategies mentioned above would lead to much more modest confidence intervals on the final inferences, such that the 19σ confidence cited in Banik et al. (2024) for a preference of a Newtonian model over a MOND one is evidently not supported by the (\tilde{v}, s_{2D}) binning imposed in conjunction with the $\sigma_{\tilde{v}}$ values for the sample used. Further, it also becomes clear why an apparent preference of Newtonian gravity over MOND is obtained, for *Gaia* wide binaries independently confirmed to show a clear gravitational anomaly by Chae (2023a), Hernandez (2023), Chae (2023b) and Hernandez et al. (2023).

Since there is a substantial level of unacknowledged noise in the unique observational template being used by Banik et al. (2024), and since the models being tested have to accord with the mean levels of \tilde{v} values, as the MOND model naturally implies a 20% shift towards larger \tilde{v} values when compared to a Newtonian model, in the MOND case there is that much less room for including a noisy component in comparison to the Newtonian one. Hence, the lower mean \tilde{v} values of the Newtonian model allow to better accommodate a noisy component to better fit the unacknowledged level of observational noise present in the fixed template, which appears in the form of a high fraction of hidden tertiaries. This last component shares many of the characteristics of observational noise, with the extra mass and vector velocity contaminants shifting the affected binaries form

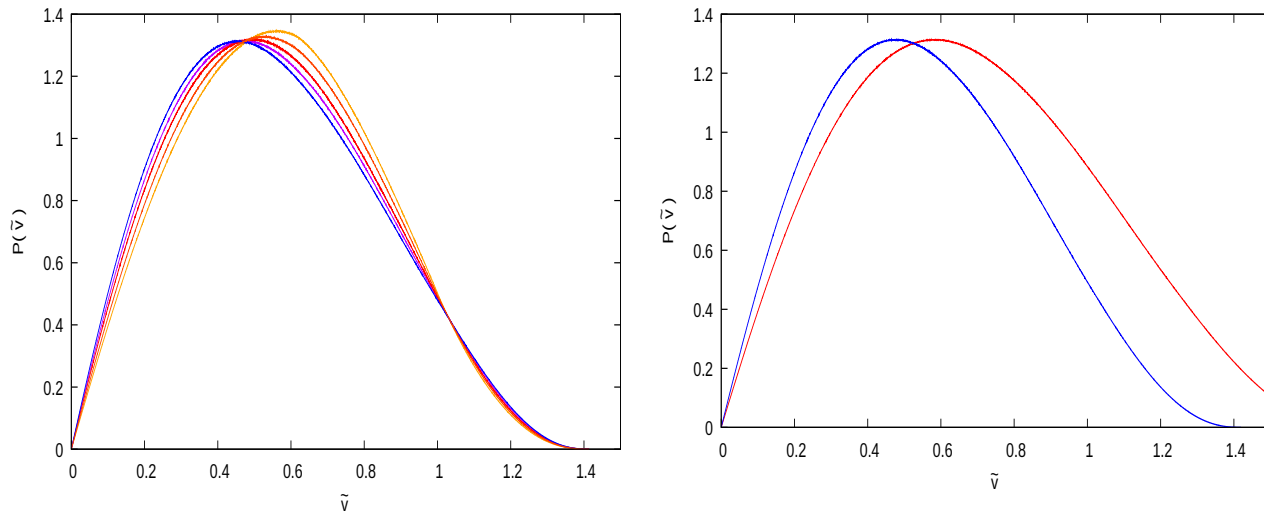


Figure 3. Left: Various $P(\tilde{v})$ curves for different assumed ellipticity distributions parameterised using $P(e) = (1 + \alpha)e^\alpha$: $\alpha = 0.6$, yellow, $\alpha = 0.8$, orange, $\alpha = 1.0$, thermal, red, $\alpha = 1.2$, purple and $\alpha = 1.4$, blue, respectively. Right: Comparison of \tilde{v} distributions with the same fixed $\alpha = 1.2$ but for $G \rightarrow \gamma G$, a Newtonian model at $\gamma = 1.0$ and a MOND one at $\gamma = 1.512$, blue and red curves respectively. Notice the total offset in the peak of the curves in the left panel approximately corresponds to that of the curves in the right one, showing that any inference of γ in the $1.0 < \gamma < 1.5$ range using as input full \tilde{v} distributions will necessarily be correlated with assumed or inferred values of α .

their original fine \tilde{v} bins, mostly upwards in velocity, but not exclusively. Indeed, the best fit f_{HT} obtained by Banik et al. (2024) values are of 69% in Newtonian cases and slightly lower, given the extra room taken up by the larger mean \tilde{v} values, for their MOND models. These values are clearly inconsistent with direct observational measurements of this quantity in local wide binaries, which are well established to lie below 50%, e.g. Moe & Di Stefano (2017). Notice that the careful f_{HT} calibration of Chae (2023) using the Newtonian high acceleration region returns in his case best fit values of $0.25 \lesssim f_{HT} \lesssim 0.5$, fully consistent with independent direct estimates for this parameter.

The authors in Banik et al. (2024) are aware of the fact that their best fit recovered f_{HT} fraction is incompatible with independent determinations, as also happens with their recovered ellipticity distribution index of $\alpha > 1.85$, which has been observationally determined to lie in the range $1 < \alpha < 1.4$ for the *Gaia* wide binaries in question, see their Table 2. However, they think this is not a problem as their inferred models of gravity, their a_{grav} parameter, are totally uncorrelated with either of these two extra inferences. As we shall see in the following section, it is precisely this absence of correlation between parameters of the problem which are necessarily linked at a very fundamental physical level, which once again alerts to the dominance of an unrecognised observational noise component in the work of Banik et al. (2024).

4 POSTERIOR SCALINGS IN BANIK ET AL. (2024)

At a very fundamental level, the wide binary gravity test reduces to comparing the instantaneous relative velocities and separations between members of binary systems against predictions from various gravity models. It is an unavoidable reality of the physics of the problem that any particular

relative velocity value observed at a given separation, can be interpreted through an infinity of combinations of orbital ellipticity, total binary mass and effective gravitational strength. The presence of a hidden tertiary alters the total mass of the system in comparison to its inferred value when assuming both observed stars are individual stars, plus introduces a direct kinematic contaminant due to the additional orbital velocity of the close binary, which generally boost the relative velocities of wide binaries, particularly at the widest separations where intrinsic velocities are lower. Thus, a given observed wide binary relative velocity value can result from either an enhanced effective gravitational constant, or the presence of a hidden tertiary. It is unavoidable that inferences of the effective value of G will necessarily correlate with the assumed hidden tertiary fraction e.g. Clarke (2020).

A similar situation arises when considering changes to the assumed ellipticity distribution for a population of wide binaries, relative velocities will change for different assumed ellipticity distributions, and hence, inferred values of effective gravitational strength will correlate with the particular ellipticity distributions assumed. The left panel of Fig. 3 shows \tilde{v} distributions for a Newtonian model, for different values of the α parameter specifying the ellipticity distribution mentioned in the previous section. We see a clear shift in the position of the peak of the \tilde{v} distribution as a result of changing the details of the ellipticity distribution assumed. For comparison, the right panel of Fig. 3 shows two \tilde{v} distributions at a fixed ellipticity distribution of $\alpha = 1.2$, for both a Newtonian $\gamma = 1.0$ and a MOND $\gamma = 1.512$ model. The shift in the peak of the resulting distributions is of comparable magnitude to what results from changing α within observationally constrained ranges, at fixed γ . This implies that any inference on the effective strength of gravity based on \tilde{v} distributions will be correlated to the assumed or inferred details of the ellipticity distribution of the wide binary

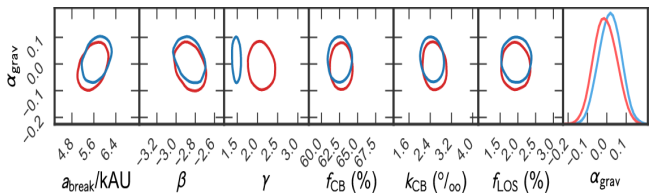


Figure 4. Correlations between inferred gravity parameter, α_{grav} , and the other parameters of the problem, bottom row of Fig. 14 in Banik et al. (2024). Notice the almost complete lack of correlation between the recovered α_{grav} and the fraction and orbital characteristics of the assumed dominant hidden tertiaries, fourth and fifth parameters, and the equal lack of correlation between α_{grav} and the assumed ellipticity distribution, γ in the above plot, corresponding to α in the text.

sample being treated. Indeed, in e.g. Pittordis & Charalambos (2018), Pittordis & Charalambos (2023) or Hernandez et al. (2023), clear correlated scalings in the inference of effective gravity theory and details of assumed ellipticity distributions are readily apparent.

We now turn to the nominal results of Banik et al. (2024). The bottom row of their Fig. 14 gives the correlations between the inferred gravity parameter and the recovered values of the other parameters, which we reproduce here in Fig. 4. The first two parameters refer to the orbital details of the wide binaries, the third is actually the ellipticity distribution index α mentioned here, the fourth the hidden tertiary fraction, the fifth a parameter relevant to describing the orbital details of the hidden tertiary orbits, and the sixth, the assumed fraction of line-of-sight contamination of a model. It is remarkable that neither the third, nor the fourth nor the fifth nor the sixth parameters show any significant correlation with the inferred α_{grav} parameter of the models, the effective gravity inference presented appears independent of the recovered details of the orbital eccentricity distribution, the inferred hidden tertiary fraction, the level of line-of-sight contamination or the details of the hidden tertiary orbits.

The presence of the fundamental correlations between the parameters of a problem is generally taken as a quality test of the sample selection and inference procedure implemented, in this case, such fundamental physical scalings are essentially absent. This is quite probably the result of the fact that Banik et al. (2024) are working with a sample where the presence of an important observational noise component has been ignored and thus, the inference procedure has been diluted to the point that clear physical scalings of the problem have been erased. Breaking some of the degeneracies between the many parameters being simultaneously fitted would necessarily have required the inclusion of independent data, such as the use of the angle between v_{2D} and s_{2D} which Hwang et al. (2022) use to estimate the case-by-case ellipticities which Chae (2023a) and Chae (2023b) use in their inferences.

Further internal inconsistencies appear in the results of Banik et al. (2024) in their figure 12, which summarises the comparison between their best fit Newtonian and MOND models for four s_{2D} ranges. It is a fundamental property of MOND that by construction, at high accelerations the description of gravity recovers Newtonian gravity exactly, and that the trend towards Newtonian gravity with acceleration

is monotonic. High accelerations will necessarily occur towards low s_{2D} values. It is therefore hard to understand the fact that of the four s_{2D} ranges shown in Fig. 12 in Banik et al. (2024), the first panel, the one showing the tightest binaries at $2 < (s_{2D}/kau) < 3$, is the one where the MOND and Newtonian models differ the most between them. By contrast, all results of the Hernandez and Chae groups unequivocally show a monotonic convergence towards the Newtonian model on approaching high accelerations, with the $2 < (s_{2D}/kau) < 3$ region showing always a close convergence of Newtonian and MOND predictions.

Figure 12 in Banik et al. also illustrates the difficulty in dealing with a sample where no kinematic contaminants have been excluded or independently constrained. From Fig. 10 in that study it is obvious that pure wide binaries essentially end before a $\tilde{v} = 1.5$ limit, so that the extensive distributions observed beyond this limit in their Fig. 12 are due to kinematic contaminants. This alerts to the fact that that same level of kinematic contaminants will also be present in the crucial $0 < \tilde{v} < 1.5$ region, clearly a contribution comparable or larger than the difference between the models being tested, as seen in their Fig. 12. We note also that in this same figure in Banik et al. (2024), results for the $5 < (s_{2D}/kau) < 12$ range clearly favour the MOND model over the Newtonian one. Also, the enhanced presence of kinematic contaminants and the concern over the presence of nearby perturbers (this last not explicitly excluded or modelled in this study), seriously bring into question the value of their results in their fairly mixed, widest $12 < (s_{2D}/kau) < 30$ region, as a discriminant between the theories being tested. This last points appear entirely inconsistent with the claimed 19σ preference of the Newtonian model over the MOND one.

We remark that the value of a scientific result is not defined exclusively by its formal statistical confidence level, but also by the degree to which systematics have been controlled and accounted for. For this in Hernandez (2023), Chae (2023b) and Hernandez et al. (2023), extreme care was taken to construct samples highly free of kinematic contaminants which then do not have to be modelled simultaneously, including accounting for their intrinsic physical correlations on the final results. In Chae (2023a), the only kinematic contaminant not explicitly excluded, hidden tertiaries, is calibrated accurately using a deep Newtonian sample in the $0.2 < (s_{2D}/kau) < 2$ regime. The presence of a deep Newtonian region in all our papers serves also as a consistency check on the entire procedures being implemented, as it becomes a region where all scalings and values can be checked. This consistency check is absent from Banik et al. (2024) which is restricted to the $2 < (s_{2D}/kau) < 30$ range.

Also, the robustness of our conclusions was thoroughly tested in all of both the Chae and the Hernandez publications, exploring changes in the sample selection strategies to verify our inferences had converged with respect to the systematics not explicitly included in the various statistical methods employed. In contrast, Banik et al. (2024) consider only a unique data sample, from which even the associated observational errors were stripped before comparing to the gravitational models being probed. An exploration of a high quality sub-sample, e.g. where only binary candidates where both stars have *Gaia* radial velocities, for example, could yield some comparison to a case where at least one of the

systematics, unbound binaries and projection effects, can be more reliably excluded, if using a comparison fully accounting for the inevitable presence of observational noise.

We finally note that all systematics will necessarily grow with distance, as the quality of observations and their internal systematics (not only their formal statistical errors) also increase. In this sense, the limit distances of the samples used by the three groups discussed here are of 200 pc and 80 pc in Chae (2023a), 125pc in Hernandez (2023) and Hernandez et al. (2023), 200pc in Chae (2023b) and 250pc in Banik et al. (2024).

5 CONCLUSIONS

To summarise, Banik et al. (2024) perform a simultaneous statistical fitting of 7 parameters describing the prevalence and orbital details of hidden tertiaries, the orbital details of the wide binaries, the ellipticity distributions of both wide and tight orbits, the prevalence of line-of-sight contaminants and the effective model of gravity, using a sample limited to the $2000 < (s_{2D}/au) < 30,000$ range, where the existence of observational errors is neglected from the statistical fitting procedure. Also, no deep Newtonian region is included to calibrate any of the parameters being fitted. No isolation criteria to ensure external perturbers are excluded was imposed either.

In the cases of parameters for which previous and/or direct observational determinations exist, the best fit values found by Banik et al. (2024) are inconsistent, finding excessively large hidden tertiary fractions, excessively large α ellipticity parameters and excessively small numbers of line-of-sight contaminants. As a consequence of working within the presence of an un-acknowledged observational noise component, the fundamental physical scalings of the problem are absent from their results, with the inferred effective gravity parameter being uncorrelated with any of the three parameters for which observational or previous determinations exist mentioned above. Forcing models which include no observational noise component to comply with data that do, biases the results towards options where \tilde{v} values are smaller, allowing for more room to accommodate a noise-type component in the form of very large hidden tertiary fractions, and leading to an apparent preference of a Newtonian model over a MOND one. The serious methodological problems evident in Banik et al. (2024) (which first appeared in 2023 as arXiv:2311.03436) render the conclusions presented in that study void.

On the other hand, the full accordance of the various combinations of sample selection strategies and statistical analysis presented in Chae (2023a), Hernandez (2023), Chae (2023b) and Hernandez et al. (2023), show that a gravitational anomaly has been firmly detected in local wide binaries. Said works are rigorous assessments of the problem fully including all known uncertainties and observational sources of noise present.

ACKNOWLEDGEMENTS

This work has made use of data from the European Space Agency (ESA) mission *Gaia* (<https://www.cosmos.esa.int/gaia>), processed by the *Gaia* Data Processing and Analysis Consortium (DPAC, <https://www.cosmos.esa.int/web/gaia/dpac/consortium>). Funding for the DPAC has been provided by national institutions, in particular the institutions participating in the *Gaia* Multilateral Agreement. Xavier Hernandez acknowledge financial assistance from CONAHCYT and PAPIIT IN102624. This work was supported by the National Research Foundation of Korea (grantNo. NRF-2022R1A2C1092306).

mos.esa.int/gaia), processed by the *Gaia* Data Processing and Analysis Consortium (DPAC, <https://www.cosmos.esa.int/web/gaia/dpac/consortium>). Funding for the DPAC has been provided by national institutions, in particular the institutions participating in the *Gaia* Multilateral Agreement. Xavier Hernandez acknowledge financial assistance from CONAHCYT and PAPIIT IN102624. This work was supported by the National Research Foundation of Korea (grantNo. NRF-2022R1A2C1092306).

DATA AVAILABILITY

All data used in this work will be shared on reasonable request to the author.

REFERENCES

- Banik I., Pittordis C., Sutherland W., 2021, arXiv:2109.03827
 Banik I., Pittordis C., Sutherland W., Famaey B., Ibata R., Mieske S., Zhao H., 2024, MNRAS 527, 4573 (arXiv:2311.03436)
 Chae K.-H., 2023a, ApJ, 952, 128
 Chae K.-H., 2023b, arXiv:2309.10404, ApJ in press
 Clarke, C. J. 2020, MNRAS, 491, L72
 Hernandez X., Jiménez M. A., Allen C., 2012a, European Physical Journal C, 72, 1884
 Hernandez X., 2023, MNRAS, 525, 1401
 Hernandez X., Verteletskyi V., Nasser L., Aguayo-Ortiz A., 2023, arXiv:2309.10995, MNRAS in press
 Hwang H.-C., Ting Y.-S., Zakamska N. L., 2022, MNRAS, 512, 3383
 Jiang, Y. F., & Tremaine, S., 2010, MNRAS, 401, 977
 Milgrom M., 1983, ApJ, 270, 365
 Milgrom M., 2010, MNRAS, 403, 886
 Moe, M., Di Stefano, R. 2017, ApJS, 230, 15
 E., 2020, MNRAS 495, 321
 Pittordis C., Sutherland W., 2018, MNRAS, 480, 1778
 Pittordis C., Sutherland W., 2023, OJAp, 6, 4
 Tokovinin A. A., Smekhov M. G., 2002, A&A, 382, 118
 Tokovinin A., Hartung M., Hayward T. L., 2010, AJ, 140, 510