

Failures of the Feynman–Dyson diagrammatic perturbation expansion of propagators

So Hirata*

Department of Chemistry, University of Illinois at Urbana-Champaign, Urbana, Illinois 61801, USA

Ireneusz Grabowski

Institute of Physics, Nicolaus Copernicus University, Toruń 87-100, Poland

Rodney J. Bartlett

Quantum Theory Project, University of Florida, Gainesville, Florida 32611, USA

(Dated: December 7, 2023)

Using a general-order many-body Green’s-function method for molecules, we illustrate numerically three pathological behaviors of the Feynman–Dyson diagrammatic perturbation expansion of one-particle many-body Green’s functions as electron propagators. First, the perturbation expansion of the frequency-dependent self-energy is nonconvergent at the exact self-energy in wide domains of frequency. Second, the Dyson equation with an odd-order self-energy has a qualitatively wrong shape and, as a result, most of their satellite roots are complex and nonphysical. Third, the Dyson equation with an even-order self-energy has an exponentially increasing number of roots as the perturbation order is raised, which quickly exceeds the correct number of roots. Infinite partial summation of diagrams by vertex or edge modification exacerbates these problems. Not only does the nonconvergence render higher-order perturbation theories useless for satellite roots, but it also calls into question the validity of their combined use with the ansätze requiring the knowledge of all poles and residues. Such ansätze include the Galitskii–Migdal formula, self-consistent Green’s-function methods, Luttinger–Ward functional, and some models of the algebraic diagrammatic construction.

I. INTRODUCTION

In an influential paper [1], Dyson argued that the Feynman–Dyson diagrammatic perturbation theory for quantum electrodynamics is inherently divergent in the presence of electron-positron pair formations even after mass and charge are renormalized. In another important paper [2], Kohn and Luttinger predicted that the finite-temperature diagrammatic perturbation theory for electrons [3] does not necessarily reduce to the zero-temperature counterpart as the temperature is lowered to zero. This prediction has been borne out both analytically and numerically [4, 5].

In this article, we reveal additional three pathological behaviors of the Feynman–Dyson diagrammatic perturbation expansions of one-particle many-body Green’s functions or propagators, and analyze them. Our analysis is based on the electron propagators for molecules as we can take advantage of several independent methods that can determine the poles of their Green’s functions [6]. We also have an algorithm that can evaluate perturbation corrections to their frequency-dependent self-energy and Green’s function at any arbitrary order and frequency [7]. The conclusions drawn here, however, should be valid for other systems that are studied by the same theory, such as nuclei and nuclear matter [8, 9].

Specifically, we show that (i) the perturbation expansion of the frequency-dependent self-energy is nonconvergent at the exact self-energy in many domains of frequency. An exception is when the frequency falls in the central domain that encloses principal roots. (ii) Each odd-perturbation-order self-energy has a qualitatively wrong shape except near princi-

pal roots. While the diagonal exact self-energy is monotonically decreasing within each frequency bracket separated by singularities, the diagonal odd-order self-energy is convex in a negative-frequency bracket and is concave in a positive-frequency bracket. As a result, most of the satellite roots of the Dyson equation with an odd-order self-energy are complex and thus nonphysical. (iii) The number of roots of the Dyson equation with an even-order self-energy increases exponentially with the perturbation order, quickly exceeding the correct total number of roots, which is finite for a molecule with finite numbers of electrons and basis functions. These spurious roots are often more positive (negative) than the corresponding maximum (minimum) of an exact finite-basis-set calculation.

None of these failures is detected in the exact finite-basis-set calculations of the self-energy and Green’s function, which can be carried out by the full configuration-interaction (FCI) or full equation-of-motion coupled-cluster (EOM-CC) method [6, 7]. However, partial summations of the perturbation corrections up to an infinite order exhibit the same pathologies with even greater severity.

Together, these failures pose immediate difficulties when applying higher-than-second-order Feynman–Dyson perturbation theory to the Green’s-function methods that presume the knowledge of all poles and residues. Such methods include the Galitskii–Migdal identity [10–12], self-consistent Green’s-function methods [13–22], Luttinger–Ward functional [13–15, 23], and some models of the algebraic diagrammatic construction (ADC) [24, 25]. Conceptually also, they call into question the robustness of the Feynman–Dyson diagrammatic perturbation expansions of propagators as the mathematical foundation of quantum field theory [26].

* sohirata@illinois.edu

II. EXACT PROPAGATOR

A. Theory

An electron propagator is defined in the time (t) domain as a time-ordered sum of Green's functions,

$$G_{pq}(t) = i\theta(-t)\langle\Psi_0|\hat{p}^\dagger \exp\{i(\hat{H} - E_0)t\} \hat{q}|\Psi_0\rangle - i\theta(t)\langle\Psi_0|\hat{q} \exp\{-i(\hat{H} - E_0)t\} \hat{p}^\dagger|\Psi_0\rangle, \quad (1)$$

where $\theta(t)$ is the Heaviside step function, Φ_0 and E_0 are the exact wave function and energy for the N electron ground state, and \hat{p}^\dagger and \hat{q} are the electron creation and annihilation operators. It describes the probability of an electron (hole) traveling from the p th (q th) spinorbital to the q th (p th) spinorbital in time t .

A Fourier transform of Eq. (1) yields the propagator in the frequency (ω) domain,

$$G_{pq}(\omega) = \sum_I^{\text{IP}} \frac{\langle\Psi_0|\hat{p}^\dagger|\Psi_I\rangle\langle\Psi_I|\hat{q}|\Psi_0\rangle}{\omega - E_0 + E_I - i\eta} + \sum_A^{\text{EA}} \frac{\langle\Psi_0|\hat{q}|\Psi_A\rangle\langle\Psi_A|\hat{p}^\dagger|\Psi_0\rangle}{\omega - E_A + E_0 + i\eta}, \quad (2)$$

where η is a positive infinitesimal, I sums over all $N - 1$ electron exact states, and A runs over all $N + 1$ electron exact states. The first term diverges whenever ω coincides with an exact ionization potential (IP), whereas the second term has a pole at an exact electron-attachment energy (EA), apart from their signs. The primary utility of the propagator for molecules is the direct determination of IPs and EAs for both principal (Koopmans') and satellite (non-Koopmans') states.

The exact self-energy $\Sigma(\omega)$ is defined by the Dyson equations,

$$\mathbf{G}(\omega) = \mathbf{G}^{(0)}(\omega) + \mathbf{G}^{(0)}(\omega)\Sigma(\omega)\mathbf{G}(\omega) \quad (3)$$

$$= \mathbf{G}^{(0)}(\omega) + \mathbf{G}^{(0)}(\omega)\Sigma(\omega)\mathbf{G}^{(0)}(\omega) + \mathbf{G}^{(0)}(\omega)\Sigma(\omega)\mathbf{G}^{(0)}(\omega)\Sigma(\omega)\mathbf{G}^{(0)}(\omega) + \dots, \quad (4)$$

with the zeroth-order Green's function given by

$$G_{pq}^{(0)}(\omega) = \sum_i^{\text{occ.}} \frac{\delta_{pi}\delta_{qi}}{\omega - \epsilon_i - i\eta} + \sum_a^{\text{vir.}} \frac{\delta_{pa}\delta_{qa}}{\omega - \epsilon_a + i\eta}, \quad (5)$$

where ϵ_i and ϵ_a are the occupied and virtual spinorbital energies of a mean-field theory such as the Hartree–Fock (HF) theory. A diagrammatic representation of the Dyson equations is given in Fig. 1. The self-energy must be linked and irreducible [7] and the Green's function contains infinitely repeated actions of the irreducible self-energy.

One can formally solve Eq. (3) for $\Sigma(\omega)$,

$$\begin{aligned} \Sigma(\omega) &= \{\mathbf{G}^{(0)}(\omega)\}^{-1} - \{\mathbf{G}(\omega)\}^{-1} \\ &= \omega - \epsilon - \{\mathbf{G}(\omega)\}^{-1}, \end{aligned} \quad (6)$$

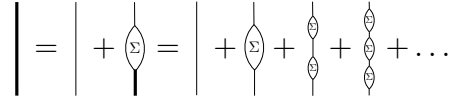


FIG. 1. The Dyson equations [Eqs. (3) and (4)]. A bold line denotes the exact Green's function, while a thin line designates a zeroth-order Green's function. A marquis labeled Σ contains a complex diagram structure of the exact irreducible self-energy.

which can be inverted to yield

$$\mathbf{G}(\omega) = \{\omega - \epsilon - \Sigma(\omega)\}^{-1}. \quad (7)$$

Hence, one can determine all poles and residues of $\mathbf{G}(\omega)$ by solving

$$|\omega - \epsilon - \Sigma(\omega)| = 0, \quad (8)$$

for ω , which are, in turn, roots of the eigenvalue equation,

$$\mathbf{U}_q^\dagger \{\epsilon + \Sigma(\omega_q)\} \mathbf{U}_q = \omega_q \quad (9)$$

where \mathbf{U}_q is the q th vector of the unitary matrix that brings $\epsilon + \Sigma(\omega_q)$ into a diagonal form. The eigenvalue ω_q reports the exact IP or EA with the corresponding \mathbf{U}_q defining the so-called Dyson orbital [27]. This equation, known as the inverse Dyson equation, has a striking physical interpretation as an exact one-electron equation with the nonlocal, frequency-dependent correlation potential $\Sigma(\omega)$.

The residue $F(\omega_q)$ for the pole ω_q is evaluated as

$$F(\omega_q) \equiv \text{Res}_{\omega_q} G_{qq}(\omega) = \left\{ 1 - \mathbf{U}_q^\dagger \left(\frac{\partial \Sigma(\omega)}{\partial \omega} \right)_{\omega_q} \mathbf{U}_q \right\}^{-1}. \quad (10)$$

It quantifies a one-electron weight in the many-electron IP or EA state. The residues must therefore add up to the number of electrons (n_e) when summed over all IP roots ($\omega_q < 0$):

$$\sum_{\omega_q}^{\text{IP}} F(\omega_q) = n_e. \quad (11)$$

In addition to the IPs and EAs, the exact total energy is determined from $\mathbf{G}(\omega)$ by using the Galitskii–Migdal identity [10, 11],

$$E = E_{\text{nuc.}} + \frac{1}{2} \sum_{\omega_q}^{\text{IP}} (\mathbf{U}_q^\dagger \mathbf{H}^{\text{core}} \mathbf{U}_q + \omega_q) F(\omega_q), \quad (12)$$

where the summation is taken over all IP roots ($\omega_q < 0$), $E_{\text{nuc.}}$ is the nuclear repulsion energy, and \mathbf{H}^{core} is the one-electron part of the Hamiltonian matrix [28]. Equation (12) says that the total energy (minus $E_{\text{nuc.}}$) is the sum of all IP roots (ω_q) times their one-electron weights (residues) corrected for the double counting of the two-electron interactions.

In the diagonal approximation [7] to the self-energy, the inverse Dyson equation now simplifies to

$$\epsilon_q + \Sigma_{qq}(\tilde{\omega}_q) = \tilde{\omega}_q. \quad (13)$$

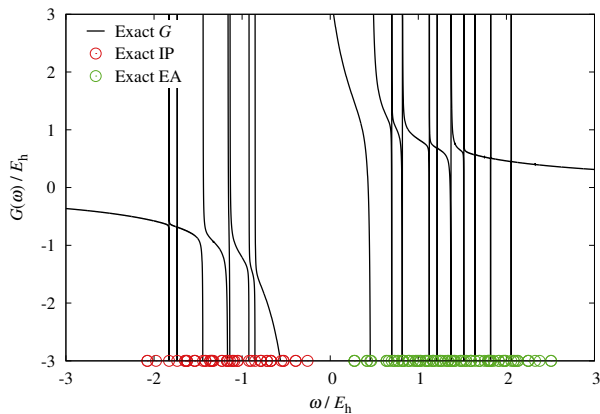


FIG. 2. The exact diagonal $G_{33}(\omega)$ as a function of ω for the BH molecule (1.232 Å in the minimal basis set; the third spinorbital corresponds to the HOMO). The exact IPs and EAs obtained by FCI are superposed (as open circles), occurring at the poles of the Green’s function. The HF and FCI energies are $-24.75278843 E_h$ and $-24.80994003 E_h$, respectively.

The residue $F(\tilde{\omega}_q)$ for the pole $\tilde{\omega}_q$ is then computed as

$$F(\tilde{\omega}_q) \equiv \text{Res}_{\tilde{\omega}_q} G_{qq}(\omega) = \left\{ 1 - \frac{\partial \Sigma_{qq}(\omega)}{\partial \omega} \Big|_{\tilde{\omega}_q} \right\}^{-1}. \quad (14)$$

The sum rule for the residues then becomes

$$\sum_{\tilde{\omega}_q} F(\tilde{\omega}_q) = 1, \quad (15)$$

where the summation is taken over all roots of the q th diagonal Dyson equation.

B. Numerical results

In Fig. 2 is plotted the diagonal element of the exact $\mathbf{G}(\omega)$ matrix as a function of ω for the boron hydride molecule with the B–H bond length of 1.232 Å in the minimal basis set. The element is the one that corresponds to the highest-occupied molecular orbital (HOMO). Other elements of $\mathbf{G}(\omega)$ are omitted to avoid clutter. The exact $\mathbf{G}(\omega)$ was obtained by literally evaluating Eq. (2) using a determinant-based FCI program [7, 29]. The figure confirms the well-known fact [30] that the function is divided by singularities into consecutive regions or “brackets,” within each of which it is a monotonically decreasing function of ω .

In the same figure, the exact IPs and EAs (signs reversed; 300 each) obtained by the determinant-based FCI program [6] are superposed. They coincide with the poles of $G_{33}(\omega)$ as they should. There are some IPs and EAs that appear to lack matching poles, but they correspond either to the poles of other elements of $\mathbf{G}(\omega)$ or to nearly vertical poles that have fallen through the ω mesh used for plotting Fig. 2.

Figure 3 plots eigenvalues of the exact $\epsilon + \Sigma(\omega)$ matrix as a function of ω . Of the six eigenvalues the highest and lowest ones are not visible in this plot. Each root of the inverse

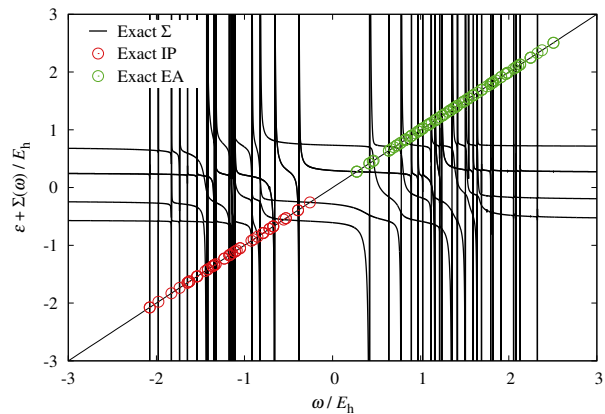


FIG. 3. Eigenvalues of the exact $\epsilon + \Sigma(\omega)$ as a function of ω for the BH molecule. The exact IPs and EAs obtained by FCI are superposed (as open circles), and they coincide with the roots of the Dyson equation (the intersections of the eigenvalues with the diagonal line).

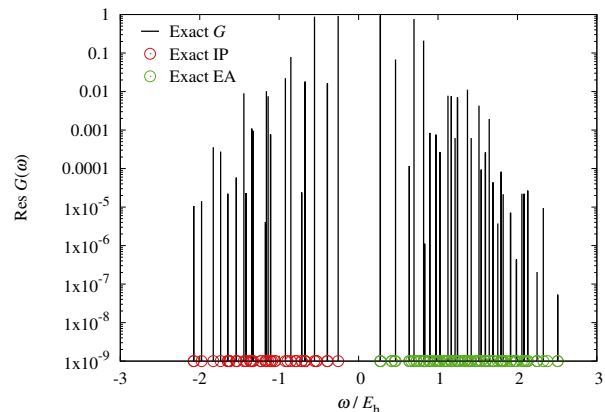


FIG. 4. Residues at poles ω of the exact $\mathbf{G}(\omega)$ for the BH molecule. The exact IPs and EAs obtained by FCI are superposed (as open circles).

Dyson equation [Eq. (9)] is expected at an intersection of the eigenvalues of $\epsilon + \Sigma(\omega)$ and the diagonal line ω . In fact, the IPs and EAs obtained from FCI are seen to occur precisely at these intersections. The few IPs and EAs appearing to occur away from any intersection are likely due to the nearly vertical poles, which are thus undetected by an ω mesh. This issue may be viewed as a weakness of the graphical method [30] of solving the inverse Dyson equation if one is concerned with determining all the roots, but may also be considered an advantage if one prefers to avoid numerous “phantom” roots with zero residues, which may be mathematical solutions but not physical ones.

Figure 4 is a histogram of the poles of exact $\mathbf{G}(\omega)$, that is, the height of each impulse is the corresponding residue [Eq. (10)]. There are numerous poles outside of this graph. Generally, the poles and residues can be determined by the graphical method or by the arrow-matrix diagonalization method [30]. We used neither; the poles $\{\omega_q\}$ in their entirety were obtained

by the FCI method [6] and verified by substitution to the inverse Dyson equation [Eq. (9)]. The residue at $\omega = \omega_q$ was then computed by evaluating Eq. (10). The derivative of Σ with respect to ω can be taken analytically since

$$\left(\frac{\partial \Sigma(\omega)}{\partial \omega}\right)_{\omega_q} = \mathbf{1} + \{\mathbf{G}(\omega)\}^{-1} \left(\frac{\partial \mathbf{G}(\omega)}{\partial \omega}\right)_{\omega_q} \{\mathbf{G}(\omega)\}^{-1} \quad (16)$$

with

$$\begin{aligned} \frac{\partial G_{pq}(\omega)}{\partial \omega} = & - \sum_I^{\text{IP}} \frac{\langle \Psi_0 | \hat{p}^\dagger | \Psi_I \rangle \langle \Psi_I | \hat{q} | \Psi_0 \rangle}{(\omega - E_0 + E_I)^2} \\ & - \sum_A^{\text{EA}} \frac{\langle \Psi_0 | \hat{q} | \Psi_A \rangle \langle \Psi_A | \hat{p}^\dagger | \Psi_0 \rangle}{(\omega - E_A + E_0)^2}. \end{aligned} \quad (17)$$

However, the last expression is divergent at every pole $\omega = \omega_q$. We therefore approximated this derivative as an average of the derivatives at $\omega = \omega_q \pm 10^{-9} E_h$.

The residues thus obtained correctly fall in the range of zero to one. They also satisfy the particle number sum rule [Eq. (11)] and Galitskii–Migdal identity [Eq. (12)] with the precision of 10^{-7} and $10^{-6} E_h$, respectively, which may be viewed as a numerical manifestation of the fact that the exact Green’s function obeys the conservation laws [14, 15, 19, 31]. Very many tiny contributions from satellite roots are crucial for these identities to be accurately satisfied.

Overall, the exact finite-basis-set Green’s function and self-energy are well behaved, satisfying conservation laws and yielding results that are in exact numerical agreement with alternative methods such as FCI or EOM-CC. Therefore, the pathological behaviors we are about to discuss are exclusively ascribed to perturbation theory.

III. FEYNMAN–DYSON DIAGRAMMATIC PERTURBATION EXPANSION OF PROPAGATOR

A. Theory

In most applications, both the Green’s function and self-energy are approximated by their perturbation expansions truncated at a low order. In this article, the first- and higher-order perturbation corrections are denoted by symbols prefixed with δ with its order given as the parenthesized super-

script.

$$\mathbf{G}(\omega) = \mathbf{G}^{(0)}(\omega) + \delta \mathbf{G}^{(1)}(\omega) + \delta \mathbf{G}^{(2)}(\omega) + \dots, \quad (18)$$

$$\Sigma(\omega) = \delta \Sigma^{(1)}(\omega) + \delta \Sigma^{(2)}(\omega) + \delta \Sigma^{(3)}(\omega) + \dots \quad (19)$$

Cumulative approximations to \mathbf{G} or Σ are denoted by symbols without a δ prefix.

$$\mathbf{G}^{(n)}(\omega) \equiv \mathbf{G}^{(0)}(\omega) + \sum_{i=1}^n \delta \mathbf{G}^{(i)}(\omega), \quad (20)$$

$$\Sigma^{(n)}(\omega) \equiv \sum_{i=1}^n \delta \Sigma^{(i)}(\omega), \quad (21)$$

The perturbation corrections are given by

$$\delta \mathbf{G}^{(n)}(\omega) = \frac{1}{n!} \left. \frac{\partial^n \mathbf{G}(\omega; \lambda)}{\partial \lambda^n} \right|_{\lambda=0}, \quad (22)$$

$$\delta \Sigma^{(n)}(\omega) = \frac{1}{n!} \left. \frac{\partial^n \Sigma(\omega; \lambda)}{\partial \lambda^n} \right|_{\lambda=0}, \quad (23)$$

where $\mathbf{G}(\omega; \lambda)$ and $\Sigma(\omega; \lambda)$ are the exact (i.e., FCI) values of the corresponding quantities obtained with a perturbation-scaled Hamiltonian $\hat{H} = \hat{H}^{(0)} + \lambda \hat{V}^{(1)}$, and $\hat{H}^{(0)}$ is the zeroth-order Hamiltonian for the mean-field theory that corresponds to the $\mathbf{G}^{(0)}$ of Eq. (5). Here, we adopt the HF theory as the zeroth order, which implies $\delta \Sigma^{(1)} = \mathbf{0}$ [7].

These λ -derivatives can be taken either numerically or analytically. From the former, we obtain benchmark data of the perturbation corrections at several low orders [7]. From the latter, we derive recursions of $\delta \mathbf{G}^{(n)}$ and $\delta \Sigma^{(n)}$ in the style of Rayleigh–Schrödinger perturbation theory, which can then be implemented into a general-order algorithm [7], which has been used in this study. They also serve as a basis of the linked-diagram and irreducible-diagram theorems in a time-independent picture [7].

While the time-independent picture is more mathematically transparent and systematically extensible to arbitrarily high orders, the time-dependent one may be more intuitive and expedient [26, 32]. In the latter, for example, the second-order self-energy is stipulated diagrammatically as in Fig. 5. It graphically describes the process in which (1) a mean-field particle (hole) scatters another particle out of its mean-field state, thereby creating a hole, at one time, (2) all three particles and holes propagate in their respective mean-field potentials, i.e., driven by the mean-field propagator $\mathbf{G}^{(0)}$, and (3) the particle-hole pair recombines at another time. The numerical value of $\delta \Sigma^{(2)}$, which is related to the probability of this overall process, is the product of the probabilities of the constituent scattering and propagation events summed over all possible times and positions of their occurrences. Consulting with Table 4.3 of Mattuck [32], we can evaluate it as

$$\begin{aligned} \delta\Sigma_{pq}^{(2)}(\omega) &= (-1)^1 i \sum_i^{\text{occ.}} \sum_{a<b}^{\text{vir.}} \int_{-\infty}^{\infty} \frac{d\omega_a}{2\pi} \int_{-\infty}^{\infty} \frac{d\omega_i}{2\pi} (-i)\langle qi||ab\rangle(-i)\langle ab||pi\rangle iG_{aa}^{(0)}(\omega_a)iG_{ii}^{(0)}(\omega_i)iG_{bb}^{(0)}(\omega+\omega_i-\omega_a) \\ &+ (-1)^1 i \sum_a^{\text{vir.}} \sum_{i<j}^{\text{occ.}} \int_{-\infty}^{\infty} \frac{d\omega_i}{2\pi} \int_{-\infty}^{\infty} \frac{d\omega_a}{2\pi} (-i)\langle qa||ij\rangle(-i)\langle ij||pa\rangle iG_{ii}^{(0)}(\omega_i)iG_{aa}^{(0)}(\omega_a)iG_{jj}^{(0)}(\omega+\omega_a-\omega_i) \end{aligned} \quad (24)$$

$$= \frac{1}{2} \sum_i^{\text{occ.}} \sum_{a,b}^{\text{vir.}} \frac{\langle qi||ab\rangle\langle ab||pi\rangle}{\omega+\epsilon_i-\epsilon_a-\epsilon_b} + \frac{1}{2} \sum_{i,j}^{\text{occ.}} \sum_a^{\text{vir.}} \frac{\langle qa||ij\rangle\langle ij||pa\rangle}{\omega+\epsilon_a-\epsilon_i-\epsilon_j}, \quad (25)$$

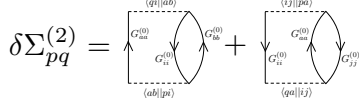


FIG. 5. The second-order self-energy.

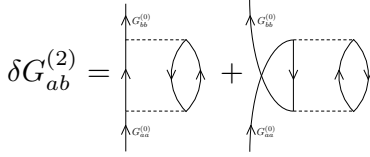


FIG. 6. The second-order Green's function.

where ‘occ.’ and ‘vir.’ stand for spinorbitals occupied and virtual (unoccupied) in the mean-field wave function. Second-order many-body Green’s-function method [MBGF(2)] solves the inverse Dyson equation [Eq. (9)] with this $\Sigma^{(2)}$. Since these roots occur at the intersection of $\epsilon + \Sigma^{(2)}(\omega)$ and ω , they cannot be divergent even though the method is perturbative.

The second-order correction to the Green’s function is then described by the same diagram as the second-order self-energy, but appended with long edges, as shown in Fig. 6. It is important to note that the roots of the inverse Dyson equation with $\Sigma^{(2)}$ are *not* the poles of this $G^{(2)}$; rather, they are the poles of $G^{\text{Dyson}(2)}$ (using the nomenclature of Holleboom and Snijders [12]) defined by

$$G^{\text{Dyson}(n)}(\omega) = \{\omega - \epsilon - \Sigma^{(n)}(\omega)\}^{-1}, \quad (26)$$

in analogy to Eq. (7), which is also consistent with the Dyson equations [Eqs. (3) and (4)]. Therefore, diagrammatically, as shown in Fig. 7, $G^{\text{Dyson}(2)}$ is a *bold-line* Green’s function (just like the one appearing in Fig. 1), which includes an infinite-order correction through repeated actions of $\Sigma^{(2)}$. In this sense, MBGF(n) is an infinite-order theory for IPs and EAs even for a finite n .

Likewise, the third-order self-energy is evaluated from its

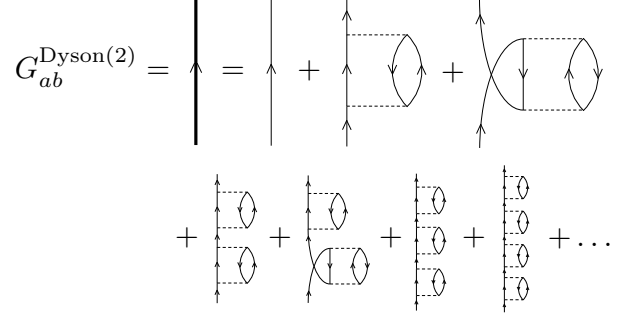


FIG. 7. The second-order bold-line Green’s function.

$$\delta\Sigma_{pq}^{(3)} = \left[\text{diagram 1} \right] + \left[\text{diagram 2} \right] + (16 \text{ diagrams})$$

FIG. 8. The third-order self-energy. See Appendix 1 of Öhrn and Born [33] for a complete list.

diagrams [33]. It reads

$$\begin{aligned} \delta\Sigma_{pq}^{(3)}(\omega) &= \frac{1}{4} \sum_i^{\text{occ.}} \sum_{a,b,c,d}^{\text{vir.}} \frac{\langle qi||ab\rangle\langle ab||cd\rangle\langle cd||pi\rangle}{(\omega+\epsilon_i-\epsilon_a-\epsilon_b)(\omega+\epsilon_i-\epsilon_c-\epsilon_d)} \\ &- \frac{1}{4} \sum_{i,j,k,l}^{\text{occ.}} \sum_a^{\text{vir.}} \frac{\langle qa||ij\rangle\langle ij||kl\rangle\langle kl||pa\rangle}{(\omega+\epsilon_a-\epsilon_i-\epsilon_j)(\omega+\epsilon_a-\epsilon_k-\epsilon_l)} \\ &+(16 \text{ terms}), \end{aligned} \quad (27)$$

corresponding to the diagrammatic equation in Fig. 8. It may be noticed that the functional form of $\delta\Sigma^{(3)}$ with respect to ω is now completely different from that of $\delta\Sigma^{(2)}$ [Eq. (25)]; poles in $\delta\Sigma^{(3)}$ are second order, whereas $\delta\Sigma^{(2)}$ as well as $\delta\Sigma^{(0)}$ and the exact Green’s function have only first-order poles.

B. Numerical results

In Fig. 9 are plotted $\epsilon_3 + \Sigma_{33}^{(2)}$ and $\epsilon_3 + \Sigma_{33}^{(3)}$ for the BH molecule (the third diagonal element corresponds to its HOMO) [7]. The second-order self-energy has essentially the same functional form as the exact self-energy (Fig. 3) in that they are both separated by singularities into consecutive regions or brackets, within each of which they are monotonically decreasing. They intersect the diagonal ω line exactly

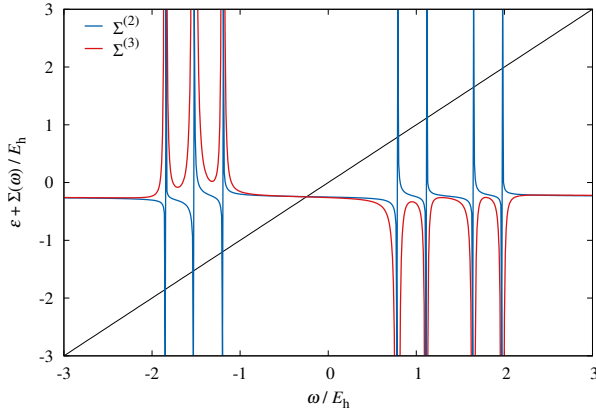


FIG. 9. The diagonal $\epsilon_3 + \Sigma_{33}^{(2)}(\omega)$ and $\epsilon_3 + \Sigma_{33}^{(3)}(\omega)$ as a function of ω for the BH molecule, where the third orbital corresponds to the HOMO.

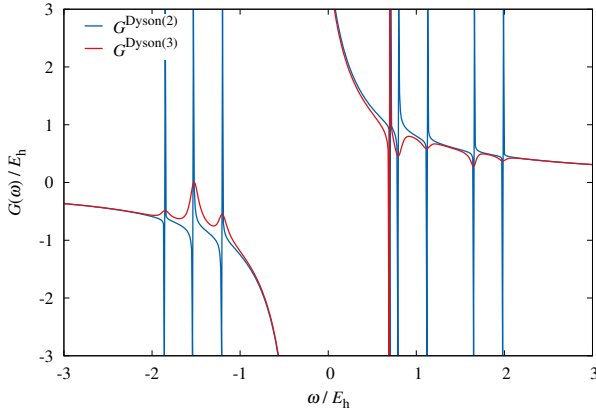


FIG. 10. The diagonal $G_{33}^{\text{Dyson}(2)}(\omega)$ and $G_{33}^{\text{Dyson}(3)}(\omega)$ as a function of ω for the BH molecule, where the third orbital corresponds to the HOMO.

once in each bracket, and these intersections are the roots of the inverse Dyson equation, although naturally the number of the brackets and thus the number of the roots are greater for the exact self-energy. The singularities of $\Sigma^{(2)}$ occur at the 2-particle-1-hole ($\epsilon_a + \epsilon_b - \epsilon_i$) and 2-hole-1-particle ($\epsilon_i + \epsilon_j - \epsilon_a$) HF orbital energy differences according to Eq. (25). All satellite roots are close to these singularities of $\Sigma^{(2)}$ (which should not be confused with the poles of $G^{\text{Dyson}(2)}$) because $\Sigma^{(2)}$ is near vertical there. In other words, little to no electron-correlation is accounted for in the satellite roots in MBGF(2).

In contrast, the third-order self-energy has a qualitatively different functional form. It is still separated by the same 2p1h and 2h1p singularities into the same brackets, but within each bracket, $\Sigma^{(3)}$ is either concave or convex except in the central bracket enclosing principal roots. Consequently, the third-order self-energy does not intersect the diagonal ω line except in the central bracket, implying that all or nearly all satellite roots of MBGF(3) are complex and thus nonphysical. The different functional forms between the second and

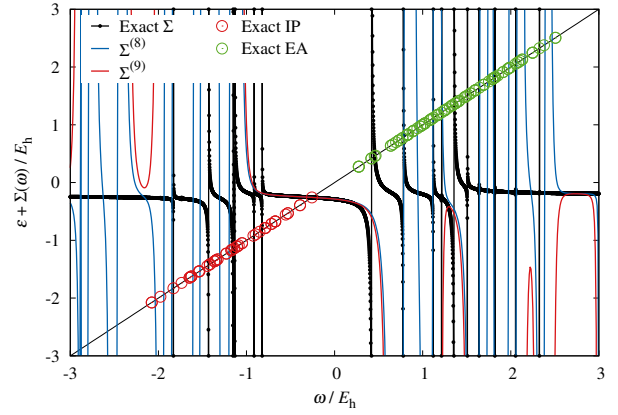


FIG. 11. The exact diagonal $\epsilon_3 + \Sigma_{33}(\omega)$ and $\epsilon_3 + \Sigma_{33}^{(n)}(\omega)$ ($8 \leq n \leq 9$) as a function of ω for the BH molecule. The exact IPs and EAs obtained by FCI are superposed.

third orders can be easily rationalized by comparing their algebraic definitions, Eqs. (25) and (27). The second-order self-energy has only the first-order poles, whereas the third-order self-energy features up to the second-order poles.

Figure 10 shows the second- and third-order bold-line Green's functions. The second-order bold-line Green's function has the same overall appearance as the exact Green's function (Fig. 2). It exhibits a “fat” pole at the principal root for the HOMO and several “thin” poles at satellite roots. In contrast, the third-order bold-line Green's function displays only undulations but no poles at the frequencies where satellite roots are expected. The diagonal element of $G^{\text{Dyson}(3)}$ for the HOMO has poles only at the principal roots at around $-0.25 E_h$ and $0.69 E_h$, which is consistent with Fig. 9.

The above observation can be generalized to all orders. One can expect an even-order self-energy to have the same “reasonable” functional form as the second-order self-energy, while the third and higher odd-order self-energies should display the “pathological” functional form. This is borne out in Fig. 11, in which the eighth- and ninth-order self-energies are plotted along with the exact IPs and EAs. The $\Sigma^{(9)}$ indeed has a concave or convex shape in each bracket separated by its singularities and, as a result, does not intersect the diagonal ω line except once in this graph. Therefore, there are few if any real satellite roots in MBGF(9).

The eighth-order self-energy is less problematic in this regard, but it comes with new issues. It divides the frequency in consecutive brackets, which are now separated by singularities at the 2p1h, 2h1p, 3p2h, 3h2p, 4p3h, 4h3p, 5p4h, and 5h4p HF orbital energy differences. The $\Sigma^{(8)}$ has sharp singularities at these frequencies, where it intersects the diagonal ω line. Therefore, although MBGF(8) has real satellite roots, they are no different from these bare HF orbital energy differences, accounting for virtually no correlation effects. Worse yet, the MBGF(8) roots are too many. For instance, there are several singularities of $\Sigma^{(8)}$ and thus intersections with the diagonal ω line in the domain $-3.0 E_h < \omega < -2.5 E_h$, where there are no exact IPs. These are spurious roots with near zero

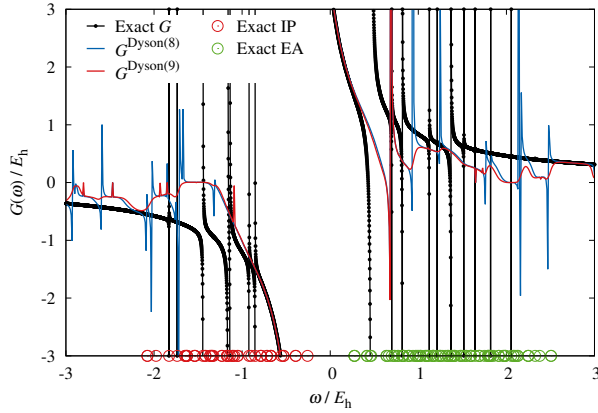


FIG. 12. The exact diagonal $G_{33}(\omega)$, $G_{33}^{\text{Dyson}(8)}(\omega)$, and $G_{33}^{\text{Dyson}(9)}(\omega)$ as a function of ω for the BH molecule. The exact IPs and EAs obtained by FCI are superposed.

residues. The reason why such spurious roots occur in perturbation theory is easily understood. A $(2n + 1)$ th-order self-energy expression has denominator factors of the $np(n - 1)h$ and $nh(n - 1)p$ HF energy differences, irrespective of the number of electrons in the molecule. As the order n is raised, the self-energy has exponentially many singularities, brackets, and thus spurious satellite roots, whose number quickly exceeds the total number of IPs and EAs of FCI.

Figure 12, plotting the eighth- and ninth-order bold-line Green's functions, reiterates the above observations. The odd-order Green's function $G^{\text{Dyson}(9)}$ shows much fewer poles, often displaying only undulations where the even-order Green's function $G^{\text{Dyson}(8)}$ has poles. The fact that the perturbation approximation displays such an abrupt, qualitative change from one order to the next already signals a fundamental failure. Furthermore, the poles of $G^{\text{Dyson}(8)}$ are seen at completely different frequencies from the exact poles. This is in striking contrast with other molecular applications of perturbation theory where the eighth order is usually an overkill, yielding near-FCI results. For all of these reasons, it is concluded that MBGF(n) is fundamentally not convergent for most of the satellite roots.

This conclusion, however, does not undermine in any way

the rapid convergence of MBGF(n) for the principal IPs and EAs. Figure 13 is a close-up of the self-energy-versus- ω plot for the second- through ninth-order MBGF as well as the exact MBGF. It shows that the intersections of the self-energy and the diagonal ω line systematically approach the exact IP for the HOMO.

IV. INFINITE PARTIAL SUMMATIONS OF DIAGRAMS

A. Theory

To avoid malaise of truncated perturbation approximations, infinite partial summations of diagrams have been considered. One way to do this is by modifying vertexes. In the two-

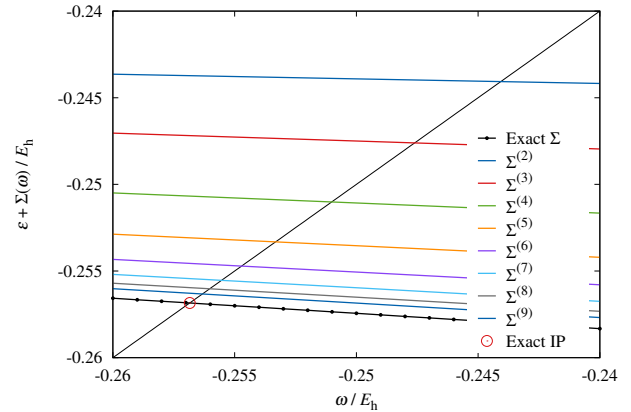


FIG. 13. The third eigenvalue of the exact $\epsilon + \Sigma(\omega)$ and of $\epsilon + \Sigma^{(n)}(\omega)$ ($2 \leq n \leq 9$) as a function of ω for the BH molecule. The corresponding exact IP obtained from FCI is superposed.

particle-hole Tamm–Dancoff approximation (TDA) [34–37], also known as the Brueckner–Hartree–Fock method [8, 9] or the T approximation [31], the ladder diagrams of the types in Fig. 14 are summed over up to an infinite order. The effect of this infinite summation can be folded into the bold-line vertexes as appearing in the first line of Fig. 14, which satisfy the diagrammatic equations of Fig. 15. They take the form of a cluster excitation amplitude equation of the coupled-cluster theory [38, 39] and are written algebraically as

$$(\omega + \epsilon_i - \epsilon_a - \epsilon_b)U_{pi}^{ab}(\omega) = \langle ab||pi \rangle - P(ab) \sum_{c,k} \langle ak||ci \rangle U_{pk}^{cb}(\omega) + \frac{1}{2} \sum_{c,d} \langle ab||cd \rangle U_{pi}^{cd}(\omega), \quad (28)$$

$$(\epsilon_i + \epsilon_j - \omega - \epsilon_a)V_{ij}^{qa}(\omega) = \langle qa||ij \rangle - P(ij) \sum_{c,k} \langle ka||ic \rangle V_{kj}^{qc}(\omega) + \frac{1}{2} \sum_{k,l} \langle kl||ij \rangle V_{kl}^{qa}(\omega), \quad (29)$$

where $P(ab)$ is an antisymmetrizer [39]. The modified vertexes that satisfy them now represent electron-electron repulsion tempered by screening and other higher-order electron-

correlation effects. In this article, we call this approximation TDA(2).

Equations (28) and (29) are a system of linear equations,

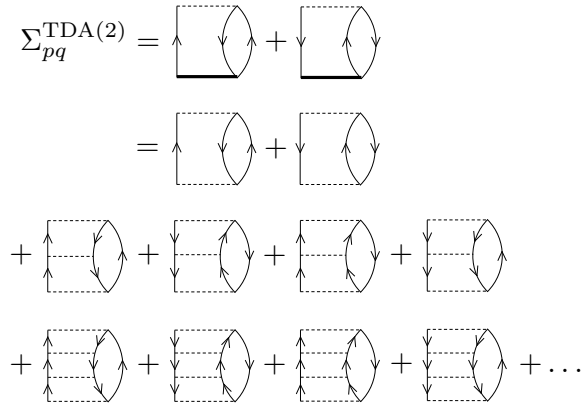


FIG. 14. The self-energy in the TDA(2) approximation.

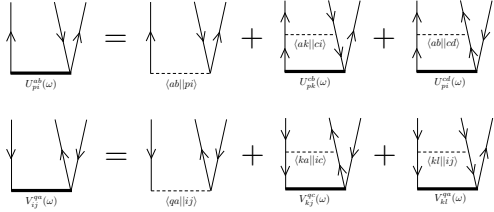


FIG. 15. The diagrammatic equations for the bold-line vertices of TDA(2).

which are solved in an iterative algorithm; that is, starting with initial guesses of \mathbf{U} and \mathbf{V} , we substitute them in the right-hand sides of these equations to update \mathbf{U} and \mathbf{V} in the left-hand sides, and repeat this process until convergence. Therefore, in practice, the highest order of the ladder diagrams that are actually included in the calculation is capped by the number of cycles taken in this iterative solution.

Upon convergence, the self-energy is obtained as

$$\Sigma_{pq}^{\text{TDA}(2)}(\omega) = \frac{1}{2} \sum_{i,a,b} \langle qi||ab \rangle U_{pi}^{ab}(\omega) - \frac{1}{2} \sum_{i,j,a} \langle ij||pa \rangle V_{ij}^{qa}(\omega). \quad (30)$$

For a total energy, the same idea leads to the D-MBPT(∞)

method [40, 41], which is an instance of coupled-cluster theory [38, 39].

Another way of performing an infinite partial summation of diagrams is by modifying edges. By replacing all three edges in each diagram of $\delta\Sigma^{(2)}$ by the corresponding bold-line Green's functions $\mathbf{G}^{\text{Dyson}(2)}$ of Fig. 7, we include an infinite number of ‘‘row-house’’ diagrams appearing in the second line of Fig. 16. Furthermore, if the bold-line Green's function $\mathbf{G}^{\text{sc}(2)}$ used to replace these three edges of the self-energy is defined by this very edge-modified self-energy itself $\Sigma^{\text{sc}(2)}$, as in Fig. 17, we then account for another infinite set of ‘‘tower’’ diagrams shown in the third line of Fig. 16. This self-consistency between the self-energy and Green's function was emphasized by Baym and Kadanoff [14, 15, 19, 31] as an essential requirement for an approximate MBGF method to obey conservation laws. (The first-order self-consistent MBGF method is identified as the HF theory [17], which obeys conservation laws.)

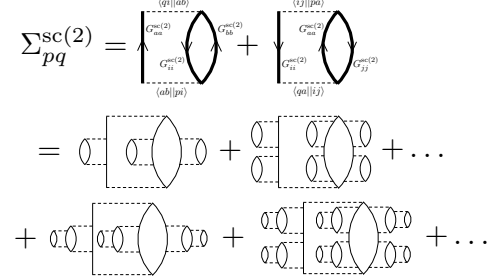


FIG. 16. The self-consistent second-order self-energy.

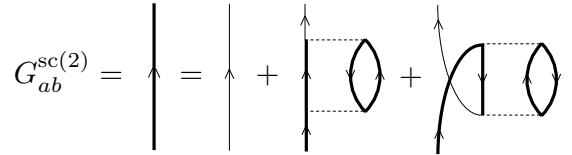


FIG. 17. The self-consistent second-order bold-line Green's function.

In the diagonal approximation, a *self-consistent* second-order self-energy [16] is defined by the same equation as Eq. (24) but with each $\mathbf{G}^{(0)}$ replaced by $\mathbf{G}^{\text{sc}(2)}$,

$$\begin{aligned} \text{Sigma}_{pq}^{\text{sc}(2)}(\omega) &= (-1)^1 i \sum_i^{\text{occ.}} \sum_{a < b}^{\text{vir.}} \int_{-\infty}^{\infty} \frac{d\omega_a}{2\pi} \int_{-\infty}^{\infty} \frac{d\omega_i}{2\pi} (-i) \langle qi||ab \rangle (-i) \langle ab||pi \rangle iG_{aa}^{\text{sc}(2)}(\omega_a) iG_{ii}^{\text{sc}(2)}(\omega_i) iG_{bb}^{\text{sc}(2)}(\omega + \omega_i - \omega_a) \\ &+ (-1)^1 i \sum_a^{\text{vir.}} \sum_{i < j}^{\text{occ.}} \int_{-\infty}^{\infty} \frac{d\omega_i}{2\pi} \int_{-\infty}^{\infty} \frac{d\omega_a}{2\pi} (-i) \langle qa||ij \rangle (-i) \langle ij||pa \rangle iG_{ii}^{\text{sc}(2)}(\omega_i) iG_{aa}^{\text{sc}(2)}(\omega_a) iG_{jj}^{\text{sc}(2)}(\omega + \omega_a - \omega_i) \quad (31) \end{aligned}$$

$$\begin{aligned} &= \frac{1}{2} \sum_i^{\text{occ.}} \sum_{a,b}^{\text{vir.}} \sum_{I(i)}^{\text{IP}} \sum_{A(a), B(b)}^{\text{EA}} \frac{\langle qi||ab \rangle \langle ab||pi \rangle}{\omega + \omega_{I(i)} - \omega_{A(a)} - \omega_{B(b)}} F(\omega_{I(i)}) F(\omega_{A(a)}) F(\omega_{B(b)}) \\ &+ \frac{1}{2} \sum_a^{\text{vir.}} \sum_{i,j}^{\text{occ.}} \sum_{I(i), J(j)}^{\text{IP}} \sum_{A(a)}^{\text{EA}} \frac{\langle qa||ij \rangle \langle ij||pa \rangle}{\omega + \omega_{A(a)} - \omega_{I(i)} - \omega_{J(j)}} F(\omega_{A(a)}) F(\omega_{I(i)}) F(\omega_{J(j)}), \quad (32) \end{aligned}$$

where $\omega_{I(q)} < 0$ and $\omega_{A(q)} > 0$ are an IP and EA root, respectively, of the inverse Dyson equation in the diagonal approximation, namely,

$$\epsilon_q + \Sigma_{qq}^{\text{sc}(2)}(\omega_{I(q)}) = \omega_{I(q)}, \quad (33)$$

$$\epsilon_q + \Sigma_{qq}^{\text{sc}(2)}(\omega_{A(q)}) = \omega_{A(q)}. \quad (34)$$

(These formulas differ slightly from those of Van Neck *et al.* [16] or of Dahlen and van Leeuwen [19] as the above involves some additional approximations.) The corresponding residues are given by

$$F(\omega_{I(q)}) \equiv \text{Res}_{\omega_{I(q)}} G_{qq}^{\text{sc}(2)}(\omega) = \left\{ 1 - \frac{\partial \Sigma_{qq}^{\text{sc}(2)}(\omega)}{\partial \omega} \Big|_{\omega_{I(q)}} \right\}^{-1}. \quad (35)$$

These conditions imply the self-consistency,

$$\mathbf{G}^{\text{sc}(2)}(\omega) = \left\{ \omega - \epsilon - \Sigma^{\text{sc}(2)}(\omega) \right\}^{-1}, \quad (36)$$

although an explicit evaluation of $\mathbf{G}^{\text{sc}(2)}$ is never needed.

In practice, Eqs. (32)–(35) are solved iteratively. In cycle (n) zero, we use $\mathbf{G}^{(0)}$ in the right-hand side of Eq. (32) and obtain $\Sigma^{\text{sc}(2)}(n=0) = \Sigma^{(2)} = \delta\Sigma^{(2)}$ in the left-hand side. In cycle one, therefore, the new Green's function is $\mathbf{G}^{\text{Dyson}(2)}$. By determining all of its poles and residues and substituting them back into Eq. (32), we obtain $\Sigma^{\text{sc}(2)}(n=1)$. In cycle two, similarly, we get $\Sigma^{\text{sc}(2)}(n=2)$, and so on. In each cycle, a new floor is added to each of the “tower” diagrams, which become taller, in the third line of Fig. 16. It should be noted that this calculation quickly becomes intractable because the number of poles increases factorially with iterative cycles. Dahlen and van Leeuwen [19] and Zgid and coworkers [20, 21, 42, 43] devised imaginary-time-dependent algorithms for this method.

B. Numerical results

Figure 18 compares the self-energy of the TDA(2) method with the exact self-energy. The former self-energy was obtained after either 20 or 21 cycles of the iterative solution of the amplitude equation, summing over ladder diagrams through the order 21 or 22, respectively. As may be expected from the discussion on the perturbative self-energies, the TDA(2) method does not improve the overall appearance of the self-energy; rather, it seems to degrade it.

For instance, $\Sigma^{\text{TDA}(2)}$ obtained after 20 cycles has qualitatively wrong (concave and convex) functional forms (outside the central bracket) because computationally it is an odd-order perturbation theory. On the other hand, $\Sigma^{\text{TDA}(2)}$ after 21 cycles has qualitatively correct functional forms (as it is an even-order perturbation theory), but they consist of near vertical lines at the 2p1h and 2h1p HF orbital energy differences; there are twenty-first-order poles at these frequencies. Therefore, the TDA(2) method predicts vastly different IPs and EAs depending on the number of cycles taken in the iterative solution—an artifact of calculations—and is therefore

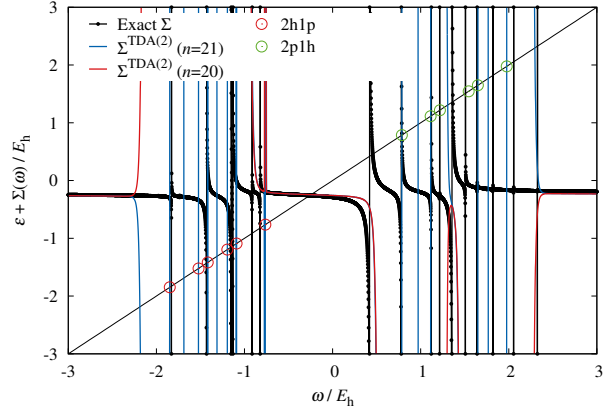


FIG. 18. The exact diagonal $\epsilon_3 + \Sigma_{33}(\omega)$ and $\epsilon_3 + \Sigma_{33}^{\text{TDA}(2)}(\omega)$ as a function of ω for the BH molecule. The self-energy in the TDA(2) is determined after n cycles of the iterative solution of the amplitude equation, summing over all ladder diagrams through the order $n+1$. The 2p1h and 2h1p HF orbital energy differences are superposed.

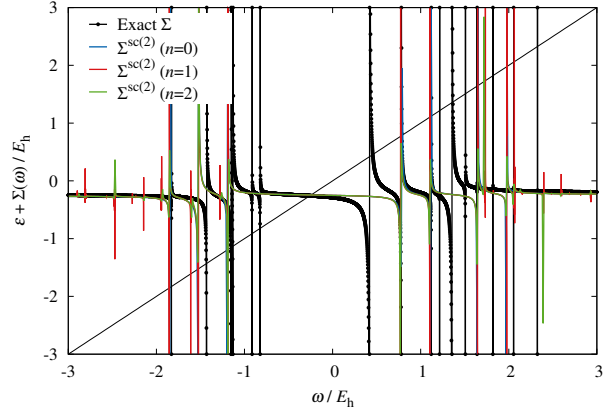


FIG. 19. The exact diagonal $\epsilon_3 + \Sigma_{33}(\omega)$ and $\epsilon_3 + \Sigma_{33}^{\text{sc}(2)}(\omega)$ as a function of ω for the BH molecule. The self-consistent self-energy is determined after n cycles of the iterative i th (a th) edge replacement by diagonal bold-line $G_{ii}^{\text{sc}(2)}$ ($G_{aa}^{\text{sc}(2)}$). $\Sigma^{\text{sc}(2)}(n=0)$ corresponds to the unmodified $\Sigma^{(2)}(\omega)$.

methodologically ill-defined insofar as the satellite roots are concerned. Furthermore, both of these conflicting predictions are equally meaningless. After 20 cycles, there are no real satellite roots in the frequency domain shown; after 21 cycles, satellite roots tend to coincide with the 2p1h or 2h1p energy differences with null correlation effects. Unlike higher-order perturbation theory, however, TDA(2) does not increase the number of singularities and thus the number of spurious roots with increasing iterative cycle (i.e., the perturbation order). This is because all ladder diagrams involve the denominator factors of the 2p1h and 2h1p types only.

Figure 19 compares the self-energies of the self-consistent second-order Green's-function method after zeroth, first, and second iterative cycles. In each case, the self-energy has the qualitatively correct functional form, monotonically decreas-

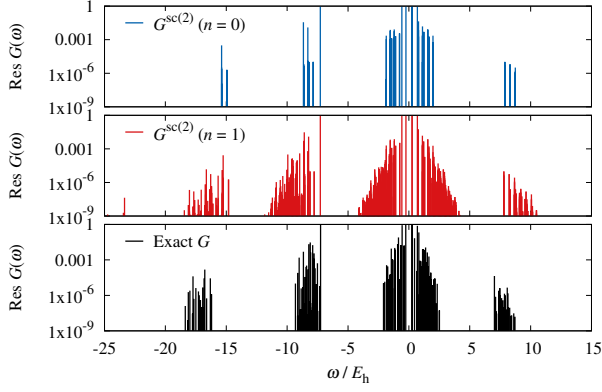


FIG. 20. Residues at poles ω of $G^{\text{sc}(2)}(\omega)$ after n cycles of the self-consistent iteration as well as of the exact $G(\omega)$ for the BH molecule. $G^{\text{sc}(2)}(\omega)$ at $n = 0$ corresponds to $G^{\text{Dyson}(2)}(\omega)$.

ing in each bracket separated by its singularities. This is traced to the fact that the self-energy expression [Eq. (32)] is isomorphic to the second-order self-energy, which has only the first-order poles and thus a qualitatively correct form. Furthermore, unlike higher-order perturbative self-energies or TDA(2), the brackets vary from one cycle to the next, and hence the satellite roots no longer have to agree with HF orbital energy differences with no correlation.

Nonetheless, this does not mean that the satellite roots are improved. To the contrary, they seem to deteriorate with increasing iterative cycles. Figure 19 shows that in the first and second cycles, new singularities of the self-energy emerge, e.g., in the domain $-3E_h \leq \omega \leq -2E_h$, where there are no corresponding singularities of the exact self-energy. The mechanism by which these spurious singularities multiply rapidly with increasing self-consistent cycles is essentially the same as a higher-order perturbative self-energy. That is, in each cycle, the poles of the Green's function define new frequency brackets, in each of which there is one root of the inverse Dyson equation. These brackets are demarcated by singularities of the self-energy, Eq. (32), which are the 2p1h ($\omega_{A(a)} + \omega_{B(b)} - \omega_{I(i)}$) or 2h1p ($\omega_{I(i)} + \omega_{J(j)} - \omega_{A(a)}$) energy differences of the poles of the Green's function (not the HF energy differences). As the number of poles increases, the number of brackets and thus the number of roots increase extremely rapidly. The growth is factorial of the iterative cycle.

Figure 20 shows the poles and residues in the zeroth and first cycles of the self-consistent second-order Green's-function method in comparison with the exact poles and residues. The bottom panel is the same as Fig. 4, but shown in the full domain of ω , and the top panel is equivalent to MBGF(2) in the diagonal approximation. In the zeroth cycle ($n = 0$), the distribution of the poles agree reasonably well with that of the exact poles. The number of poles is 72 as compared with 600 exact poles including ones with zero residues. In the first cycle ($n = 1$), the number of poles already reaches 4,314, far exceeding the total number (600) of ionized and electron-attached states of the molecule with

the small basis set. Furthermore, these spurious poles are not necessarily “phantom” mathematical roots with zero residues, which have no real physical consequences; they have nonzero residues and encroach on the regions where there are no exact poles or whose frequencies are higher (lower) than the maximal (minimal) exact pole. In the second cycle ($n = 2$), the number of roots reaches such an astronomical value that our computer code can no longer handle, and we judged that it was not worthwhile to pursue full self-consistency.

V. DISCUSSION

The foregoing observations can be summarized into the following conclusions: (1) The Feynman–Dyson diagrammatic perturbation expansions of the self-energy and Green's function are reliably convergent and thus physically sound only in some small domains of frequency that enclose principal roots. (2) Outside these domains, in which most or all of satellite roots fall, the perturbation expansions have zero radius of convergence. Higher-odd-order MBGF methods have no real roots for most satellite states, whereas higher-even-order MBGF methods' satellite roots are too many and approach HF orbital energy differences with no correlation. (3) As such, infinite partial summations of diagrams only exacerbate the nonconvergence. The infinite summation of ladder diagrams by vertex modification—TDA(2)—accounts for no correlation for satellite roots, many of which are spurious. The result of this calculation furthermore changes dramatically with such a trivial computational parameter as the number of cycles taken to solve the amplitude equation iteratively. (4) The infinite summation of tower diagrams by edge modification—self-consistent Green's-function method—has factorially increasing number of satellite roots encroaching on the frequency domains with no exact roots. (5) These characteristics make higher-than-second-order self-energy and Green's function difficult to use in ansätze that require the knowledge of all poles and residues. They include the Galitskii–Migdal identity [10–12], self-consistent Green's-function methods [13–22], Luttinger–Ward functional [13–15, 23], and some models of the ADC method [24, 25]. They fail to form a converging series of approximations toward exactness [44].

What is the root cause of the nonconvergence? This question can be answered by analyzing a model Green's function [4],

$$g(\omega) = \frac{1}{\omega - E_1} + \frac{1}{\omega - E_2} + \frac{1}{\omega - E_3} + \frac{1}{\omega - E_4}, \quad (37)$$

which consists of four poles. These poles, in turn, are assumed to depend on the perturbation λ as

$$E_1 = 1.9 + 0.2\lambda + 0.2\lambda^2, \quad (38)$$

$$E_2 = 0.75 + 0.1\lambda + 0.1\lambda^2, \quad (39)$$

$$E_3 = -1.1 - 0.1\lambda - 0.1\lambda^2, \quad (40)$$

$$E_4 = -2.2 - 0.15\lambda - 0.15\lambda^2. \quad (41)$$

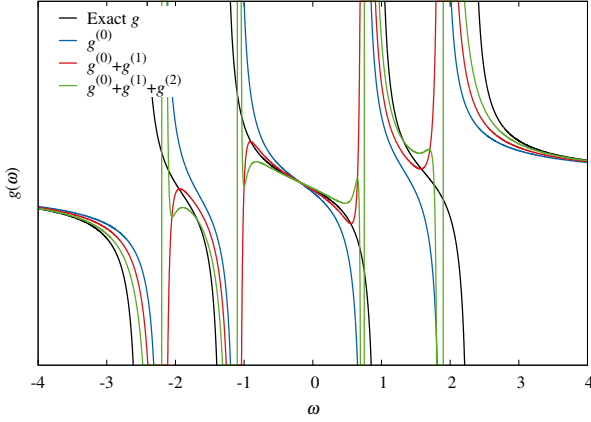


FIG. 21. Taylor expansions up to the second order in λ of Eq. (37).

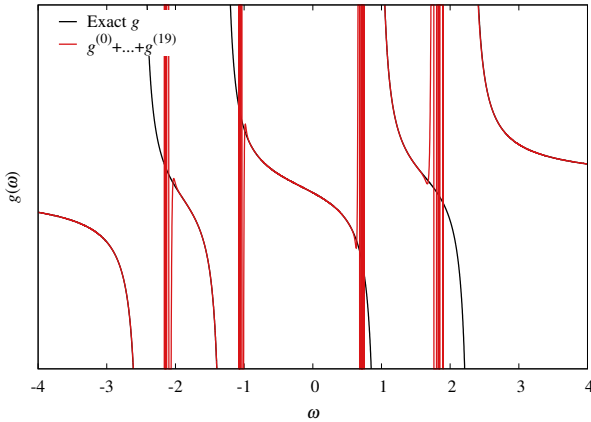


FIG. 22. Same as Fig. 21 but for the nineteenth-order Taylor expansion.

One can then expand $g(\omega)$ in a Taylor series in λ ,

$$g(\omega) = g^{(0)}(\omega) + \lambda g^{(1)}(\omega) + \frac{\lambda^2}{2!} g^{(2)}(\omega) + \frac{\lambda^3}{3!} g^{(3)}(\omega) + \dots \quad (42)$$

A truncation of this series after a finite number of terms captures all essential characteristics of the Feynman–Dyson perturbation expansions of a Green’s function or self-energy.

Figure 21 shows the zeroth-, first-, and second-order Taylor-series approximations to $g(\omega)$. The exact $g(\omega)$ and its zeroth-order approximation $g^{(0)}(\omega)$ have the qualitatively same functional forms, that is, they are separated into consecutive ω brackets by their singularities and within each bracket, they are monotonically decreasing functions. The first-order approximation $g^{(0)} + g^{(1)}$ has a qualitatively different functional form, which is convex and concave except in the central bracket. The second-order approximation $g^{(0)} + g^{(1)} + g^{(2)}$

largely restores the same functional form as the exact $g(\omega)$. These are consistent with the overall patterns of behaviors of odd- and even-order perturbative self-energies discussed above.

Figure 22 extends this analysis to the nineteenth-order Taylor expansion. It clearly shows that the Taylor expansion is convergent at the exact $g(\omega)$ in some domains of ω and non-convergent in the other domains. Generally, the series is convergent in the overlap of the bracket demarcated by the singularities of $g(\omega)$ and the one demarcated by the singularities of $g^{(0)}(\omega)$ (the latter occur where the near-vertical rapid oscillations of the nineteenth-order Taylor expansion are seen in this figure). In this overlap, both $g(\omega)$ and $g^{(0)}(\omega)$ are in the middle “shoulder” part of the monotonically decreasing functions of ω , displaying similar functional forms. Here, a Taylor expansion from $g^{(0)}(\omega)$ is convergent. Outside this overlap, either $g(\omega)$ or $g^{(0)}(\omega)$ is in the left “neck” part of the function, while the other is in the right “arm” part. They are both monotonically decreasing but one function has a singularity on one end of the domain, while the other has a singularity in the opposite end, and they have dissimilar functional forms in this regard. A Taylor expansion from $g^{(0)}(\omega)$ in this domain is nonconvergent.

In a molecular Green’s function or self-energy, there are dense manifolds of singularities outside of the central overlapping bracket enclosing principal roots. Therefore, in practice, their perturbation expansions are convergent only in this central bracket and the two terminal (the lowest and highest ω) brackets, and nonconvergent elsewhere. Since the nonconvergence is deeply rooted in the functional forms of the Green’s function and self-energy, which are dominated by numerous singularities, and also because it is impossible to align those singularities between the exact and zeroth-order theories beforehand, the Feynman–Dyson perturbation theory is fundamentally flawed when the whole range of ω needs to be considered.

ACKNOWLEDGMENTS

The authors thank Professor J. V. Ortiz for an insightful discussion.

S.H. was supported by the U.S. Department of Energy (DoE), Office of Science, Office of Basic Energy Sciences under Grant No. DE-SC0006028 and also by the Center for Scalable Predictive methods for Excitations and Correlated phenomena (SPEC), which is funded by the U.S. DoE, Office of Science, Office of Basic Energy Sciences, Division of Chemical Sciences, Geosciences and Biosciences as part of the Computational Chemical Sciences (CCS) program at Pacific Northwest National Laboratory (PNNL) under FWP 70942. PNNL is a multi-program national laboratory operated by Battelle Memorial Institute for the U.S. DoE. S.H. is a Guggenheim Fellow of the John Simon Guggenheim Memorial Foundation.

-
- [1] F. J. Dyson, *Phys. Rev.* **85**, 631 (1952).
- [2] W. Kohn and J. M. Luttinger, *Phys. Rev.* **118**, 41 (1960).
- [3] S. Hirata, *J. Chem. Phys.* **155**, 094106 (2021).
- [4] S. Hirata, *Phys. Rev. A* **103**, 012223 (2021).
- [5] S. Hirata, *Chem. Phys. Lett.* **800**, 139668 (2022).
- [6] S. Hirata, M. Nooijen, and R. J. Bartlett, *Chem. Phys. Lett.* **328**, 459 (2000).
- [7] S. Hirata, A. E. Doran, P. J. Knowles, and J. V. Ortiz, *J. Chem. Phys.* **147**, 044108 (2017).
- [8] B. D. Day, *Rev. Mod. Phys.* **39**, 719 (1967).
- [9] M. Baldo, *Nuclear Methods and the Nuclear Equation of State* (World Scientific, Singapore, 1999).
- [10] V. M. Galitskii and A. B. Migdal, *Sov. Phys. JETP* **7**, 96 (1958).
- [11] D. S. Koltun, *Phys. Rev. Lett.* **28**, 182 (1972).
- [12] L. J. Holleboom and J. G. Snijders, *J. Chem. Phys.* **93**, 5826 (1990).
- [13] J. M. Luttinger and J. C. Ward, *Phys. Rev.* **118**, 1417 (1960).
- [14] G. Baym and L. P. Kadanoff, *Phys. Rev.* **124**, 287 (1961).
- [15] G. Baym, *Phys. Rev.* **127**, 1391 (1962).
- [16] D. Van Neck, M. Waroquier, and J. Ryckebusch, *Nucl. Phys. A* **530**, 347 (1991).
- [17] W. H. Dickhoff, "The nucleon propagator in the nuclear medium," in *Nuclear Methods and the Nuclear Equation of State*, edited by M. Baldo, Chap. 7.
- [18] W. H. Dickhoff and C. Barbieri, *Prog. Part. Nucl. Phys.* **52**, 377 (2004).
- [19] N. E. Dahlen and R. van Leeuwen, *J. Chem. Phys.* **122**, 164102 (2005).
- [20] J. J. Phillips and D. Zgid, *J. Chem. Phys.* **140**, 241101 (2014).
- [21] D. Neuhauser, R. Baer, and D. Zgid, *J. Chem. Theory Comput.* **13**, 5396 (2017).
- [22] C. J. N. Coveney and D. P. Tew, *J. Chem. Theory Comput.* **19**, 3915 (2023).
- [23] E. Kozik, M. Ferrero, and A. Georges, *Phys. Rev. Lett.* **114**, 156402 (2015).
- [24] J. Schirmer, *Phys. Rev. A* **26**, 2395 (1982).
- [25] J. Schirmer, L. S. Cederbaum, and O. Walter, *Phys. Rev. A* **28**, 1237 (1983).
- [26] F. Dyson, *Physics World* **6**, 33 (1993).
- [27] J. V. Ortiz, *J. Chem. Phys.* **153**, 070902 (2020).
- [28] A. Szabo and N. S. Ostlund, *Modern Quantum Chemistry* (MacMillan, New York, NY, 1982).
- [29] S. Hirata, M. R. Hermes, J. Simons, and J. V. Ortiz, *J. Chem. Theory Comput.* **11**, 1595 (2015).
- [30] O. Walter, L. S. Cederbaum, and J. Schirmer, *J. Math. Phys.* **25**, 729 (1984).
- [31] L. P. Kadanoff and G. Baym, *Quantum Statistical Mechanics* (CRC Press, Boca Raton, 2018).
- [32] R. D. Mattuck, *A Guide to Feynman Diagrams in the Many-Body Problem* (Dover, New York, NY, 1992).
- [33] Y. Öhrn and G. Born, *Adv. Quantum Chem.* **13**, 1 (1981).
- [34] J. Linderberg and Y. Öhrn, *Chem. Phys. Lett.* **1**, 295 (1967).
- [35] G. D. Purvis and Y. Öhrn, *J. Chem. Phys.* **60**, 4063 (1974).
- [36] J. Schirmer and L. S. Cederbaum, *J. Phys. B: Atom. Molec. Phys.* **11**, 1889 (1978).
- [37] O. Walter and J. Schirmer, *J. Phys. B: Atom. Molec. Phys.* **14**, 3805 (1981).
- [38] R. J. Bartlett and M. Musiał, *Rev. Mod. Phys.* **79**, 291 (2007).
- [39] I. Shavitt and R. J. Bartlett, *Many-Body Methods in Chemistry and Physics* (Cambridge University Press, Cambridge, 2009).
- [40] R. J. Bartlett and I. Shavitt, *Chem. Phys. Lett.* **50**, 190 (1977).
- [41] R. J. Bartlett and I. Shavitt, *Chem. Phys. Lett.* **57**, 157 (1978).
- [42] A. A. Kananenka, A. R. Welden, T. N. Lan, E. Gull, and D. Zgid, *J. Chem. Theory Comput.* **12**, 2250 (2016).
- [43] T. N. Lan, A. A. Kananenka, and D. Zgid, *J. Chem. Theory Comput.* **12**, 4856 (2016).
- [44] S. Hirata and K. Yagi, *Chem. Phys. Lett.* **464**, 123 (2008).