

---

# VARIABLE CHAPLYGIN GAS: CONTRAINING PARAMETERS USING FRBS

---

**Geetanjali Sethi**

Associate Professor, Department of Physics  
St Stephen's College  
Delhi  
getsethi@ststephens.edu

**Udish Sharma**

Department of Physics  
St Stephen's College  
Delhi  
udishsharma1@gmail.com

**Nadia Makhijani**

Department of Physics  
St Stephens College  
Delhi  
nadiamakhijani@gmail.com

## ABSTRACT

We investigate the cosmological constraints on the Variable Chaplygin gas model with the latest observational data from the Fast Radio Bursts and SNeIa (Pantheon+SHOES). The Variable Chaplygin gas model is shown to be compatible with Type Ia Supernovae and Fast Radio Bursts. We have obtained tighter constraints on cosmological parameters  $B_s$  and  $n$ , using the the FRB data set. By using the Markov chain Monte Carlo (MCMC) method on the SNeIa data set, we obtain  $B_s=0.1956 \pm 0.1047$ ,  $n=1.3581 \pm 1.1678$  and  $H_0=70.3902 \pm 0.6381$  and we obtain  $B_s=0.1780 \pm 0.1069$ ,  $n=1.2633 \pm 1.2433$  and  $H_0=70.3976 \pm 0.6597$  from the FRB data set. We are able to get a good agreement between the  $H_0$  values from the two data sets.

**Keywords** Variable Chaplygin Gas · Fast Radio Bursts · SNe Ia · Cosmology

## 1 Introduction

Over the years, through various developments in the field of observational astronomy and astrophysics, cosmologists have been able to provide, with constant improvements, many frameworks which explain the evolution of our Universe on great timescales. The homogeneous and isotropic nature of the Universe on large length scales ( $\approx 100 Mpc$ ) has led to the development of the FLRW Metric:

$$ds^2 = c^2 dt^2 - a^2(t) \left[ \frac{dr^2}{1 - kr^2} + r^2(d\theta^2 + \sin^2 \theta d\phi^2) \right]$$

where  $k=\pm 1, 0$  defines the curvature of our Universe. Observationally, it has been found that a  $k=0$  universe is viable. This however has been proven to be inadequate. Through advancements in Astronomy with the measurements of galactic rotation curves which led to the *missing mass problem* and later through the measurements of SNe Ia light curves ([1] and [2]) which for the first time established the long theorised expanding nature of the Universe through observations, shortcomings in just the FLRW metric have been shown to be present.

This led to the the emergence of the  $\Lambda - CDM$  model of Cosmology. This model introduced the idea of the presence of dark matter and dark energy, two unique quantities with properties wildly different from Baryonic matter. Dark matter is theorised to exist in Halos surrounding galaxies and is said to undergo only gravitational interactions. Dark energy has more varied interpretations but the idea that it exerts a negative pressure driving the accelerated expansion of the universe has been established. The  $\Lambda - CDM$  model, also now known as the general cosmological model, has been able to predict accurately many significant observations. The model has been successful in explaining the Cosmic microwave background and its temperature fluctuations, the polarisation and the abundance of light matter in our Universe. It also explains the phenomena of gravitational lensing with the distribution that the Universe is composed of 68% dark energy, 27% dark matter and 5% ordinary matter. It explains the uneven distribution of lensing and greater lensing around galactic clusters due to the higher presence of matter. The model has also been able to explain the filament-like structures[3] which exists in regards to the existence of galactic clusters.

Another important success that has been associated with the General Cosmological model is its ability to explain the

redshift-distance relation. Redshift refers to the displacement of the spectrum of an astronomical object towards longer wavelengths. The model takes into account the contributions from baryonic matter, dark matter and dark energy and successfully puts into picture the redshift of various astronomical sources moving away from us. This is consistent with the general overview of an accelerated expanding Universe. In spite of the success of the  $\Lambda - CDM$  model making key predictions that fall well in line with observed phenomena, there have been a lot of shortcomings in the model.

The fine tuning problem refers to the model's requirement of extremely tight constraints on values of many key parameters. If these constraints were not adhered to, the Universe would not exist the way we know it to be. The ratio of the gravitational force and the electromagnetic force is one such constraint which allows for the formation of the stars and their long life times. A deviation from the currently established ratio would result in a Universe just filled with hot dense gas. The Hydrogen-Helium fusion reactions in the core of the stars can only be sustained by a very tight bound on the mass of a proton. A lighter proton would result in too rapid of a reaction leading the stars to burn out in short spans of time while a heavier proton would lead to no reaction at all. The evolution of the Universe also as we know it requires an extremely fine tuned value of the Hubble parameter and the debate about the coincidence of the occurrence of these precise values which support the model and its predictions has been on for quite some time. Another significant objection to the model is Hubble tension[4]. Hubble tension refers to the discrepancy in the measurement of the Hubble constant from the two different methods of measurement. When calculated through observations of the Cosmic Microwave background, the value of Hubble constant at the current epoch is found to be  $H_0 = 67 Km/s/Mpc$  and when measured through SNe Ia is found to be  $H_0 = 73 Km/s/Mpc$ . This is a difference of the order of  $5\sigma$  which is very substantial and has pushed researchers forward to look for a unified theory which is able to explain both the sets of observational data. Moreover, the rather mysterious nature of Dark Matter and Dark energy themselves and the fact that there has been no direct detection of dark matter further cast doubts on the viability of something like the  $\Lambda - CDM$  model.

There have been alternates such as the Quintessence dominated models([5]) which propose the existence of a scalar field with negative pressure as a candidate for dark energy. These models have been able to explain the accelerated expansion of the universe and also do away from the existence of a cosmological constant  $\Lambda$  which stays consistent over different epochs. Despite the fact that the quintessence dominated models describe in great effect the observations being made, they have their own share of issues. Little to no concrete explanation is available for the scalar field which encompasses dark energy. The models also suffer from their own set of fine tuning problems.

As an alternative hence, in this paper, we provide a study of one of the Chaplygin gas models. The generalisation to the original Chaplygin gas [6] model by Sergei Chaplygin was introduced in 2003 [7], these models propose the existence of fluid with an exotic equation of state in order to explain the accelerated expansion of the Universe. A mathematical introduction to the model is provided in section 2 followed by our analysis and estimation of the model parameters and the Hubble constant in the sections that follow.

For this analysis, we have used SNe Ia data which is known to be a very effective cosmological probe. We have alongside SNe Ia attempted to use Fast radio bursts as another cosmic probe. FRBs are short duration transient bursts that occur in the radio wavelengths. They have a well established DM- redshift relation which allows the study of their properties in details. FRBs have been shown to be good candidates for cosmological probes from the already done studies. [8]

## 2 Variable Chaplygin Gas Model

The Chaplygin gas can be expressed by the equation of state  $P = -\frac{A}{\rho}$ . Here A is a positive constant. Generalised Chaplygin gas model is characterised by the equation of state:

$$P_{ch} = -\left(\frac{A}{\rho_{ch}^\alpha}\right) \quad (1)$$

where  $\alpha$  is a constant such that  $0 < \alpha \leq 1$ .

If we take the time component of the Energy-Momentum conservation equation,  $T_\mu^{\mu\nu} = 0$ , we obtain the continuity equation:

$$\frac{\partial \rho}{\partial t} + 3H(p + \rho) = 0 \quad (2)$$

here H is the Hubble parameter,  $H = \frac{\dot{a}}{a}$ ,  $\rho$  = total density of Universe. Using equation (2), the evolution of energy density of the Chaplygin gas model is given as[9] :

$$\rho_{ch} = \left(A + \frac{B}{a^{3(1+\alpha)}}\right)^{\frac{1}{1+\alpha}} \quad (3)$$

Here  $a$  is the scale of the universe in its current epoch and  $B$  is a constant of integration. For the earlier epochs  $a \ll 1$ . Taking this into account, equation (3) transforms into  $\rho \propto a^{-3}$ . Thus in this case, the Chaplygin gas shows behaviour like Cold Dark Matter(CDM). In the late epochs, when the Universe Scale factor  $a \gg 1$ , equation (3) transforms to  $p = -\rho = \text{constant}$ . Hence, the behaviour of Chaplygin gas is like the cosmological constant at later times therefore implying the accelerated expansion of the Universe.

The Chaplygin gas equation of state results in a component that acts as non-relativistic matter at the early stage of the universe and acts as Cosmological constant equal to  $8\pi G A^{\frac{1}{1+a}}$  at later stages. The Chaplygin gas based models have not withered down in terms of interest among researchers for the promise they have shown in the past.

However, the shortcoming with the Chaplygin gas model is it produces oscillations or an exponential blowup of matter power spectrums which are inconsistent with observations [10]. To avoid this instability, the combined effect of shear and rotation can be taken into consideration. This slows down the collapse with respect to the simple spherical collapse model[11]. Hence, Variable Chaplygin Gas(VCG) has been proposed as a modification [12],[13]. In the VCG model, the equation of state for the Chaplygin gas across the epochs is free-flowing. The VCG model comes from the dynamics of a generalised d-brane in a (d+1,1) space-time and can be described by a complex scalar field  $\phi$ . The action can be expressed in the form of a generalised Born-Infeld action[9]. Considering a Born-Infeld Lagrangian [14]

$$\mathcal{L}_{\text{BI}} = V(\phi) \sqrt{1 + g^{\mu\nu} \partial_\mu \phi \partial_\nu \phi} \quad (4)$$

Here  $V(\phi)$  is the scalar potential. When considering a spatially flat FLRW universe, the energy density and pressure can be defined as:  $\rho = V(\phi) \left(1 - \dot{\phi}^2\right)^{-1/2}$  and  $P = -V(\phi) \left(1 - \dot{\phi}^2\right)^{1/2}$ . Correspondingly, the equation of state for Chaplygin gas can be written as:

$$P = -\frac{V^2(\phi)}{\rho} \quad (5)$$

The self interaction potential can be rewritten as a function of the scale factor:  $V^2(\phi) = A(a)$ . The equation of state for VCG thus becomes:

$$P_{ch} = -\frac{A(a)}{\rho_{ch}} \quad (6)$$

We can define  $A(a) = A_0 a^{-n}$  which is a positive function of the cosmological scale factor  $a$  and  $A_0$  and  $n$  are constants. When we use the energy conservation equation (6) in a flat Friedmann-Robertson-Walker Universe, the evolution of the VCG density is given as :

$$\rho_{ch} = \sqrt{\frac{6}{6-n} \frac{A_0}{a^n} + \frac{B}{a^6}} \quad (7)$$

where  $B$  is the constant of integration.

Adding to this Einstein's Field equations  $G_{\alpha\beta} = 8\pi G T_{\alpha\beta}$ , and the FLRW metric, the Friedmann equations can be obtained:

$$\begin{aligned} H^2 &= \frac{8\pi G}{3} \rho - \frac{k}{a^2} \\ \frac{\ddot{a}}{a} &= -\frac{4\pi G}{3} (\rho + 3p) \end{aligned} \quad (8)$$

Here  $\rho$  is the baryonic matter density. Taking the dark energy component into consideration, the rate of expansion of the Universe can be expressed in terms of matter and radiation density  $\rho$ , curvature  $k$ , and the cosmological constant,  $\Lambda$  as :

$$H^2 \equiv \left(\frac{\dot{a}}{a}\right)^2 = \frac{8\pi G}{3} \rho - \frac{k}{a^2} + \frac{\Lambda}{3} \quad (9)$$

Taking the critical density  $\rho_c = \frac{3H^2}{8\pi G}$  and density parameter  $\Omega = \frac{\rho}{\rho_c}$ , the first Friedmann equation can be written as :

$$\Omega_b(a) + \Omega_k(a) = 1 \quad (10)$$

We can extend this relation directly to other models with more components. When baryonic matter and radiation are taken into account, The Friedmann equations is written as :

$$H^2 = H_0^2 (\Omega_{m,0} a^{-3} + \Omega_{\gamma,0} a^{-4} + \Omega_{k,0} a^{-2}) \quad (11)$$

where  $\Omega_{m,0} + \Omega_{\gamma,0} + \Omega_{k,0} = 1$ . All other components can be added if their behaviour with the scale factor is known. Reducing equation (9) to the case of a spatially flat Universe:

$$H^2 = \frac{8\pi G}{3} \rho \quad (12)$$

$H \equiv \dot{a}/a$  is the Hubble parameter. Hence, for the case of VCG model from equation (7) corresponding to the VCG density, the acceleration condition  $\ddot{a} > 0$  is equivalent to:

$$\left(\frac{12-3n}{6-n}\right)a^{6-n} > \frac{B}{A_0} \quad (13)$$

To allow for accelerated expansion of the Universe, the necessary condition is  $n < 4$ . Taking  $n = 0$  restores the original Chaplygin gas behavior. Initially, the gas is like dust like matter ( $\rho_{ch} \propto a^{-3}$ ) and later acts as a cosmological constant ( $p = -\rho = constant$ ). In the current state of VCG, the universe tends to be quintessence-dominated ( $n > 0$ )[15][16] or phantom-dominated ( $n < 0$ )[17]. The constant equation of state parameter  $w \equiv -1 + \frac{n}{6}$ . The first term of the right hand side of Eq (7) is negligible initially so the equation can be written as  $\rho \sim a^{-3}$ . This corresponds to a dust like matter dominated Universe. At present, the value of Energy density of VCG is:

$$\rho_{cho} = \sqrt{\frac{6}{6-n}A_0 + B} \quad (14)$$

Here,  $a_0 = 1$ . We can define a parameter  $B_s$ :

$$B_s = \frac{B}{6A_0/(6-n) + B} \quad (15)$$

The energy density can be written in terms of  $B_s$  and  $n$  as :

$$\rho_{ch}(a) = \rho_{ch0} \left[ \frac{B_s}{a^6} + \frac{1-B_s}{a^n} \right]^{1/2} \quad (16)$$

## 2.1 Model

The Friedmann equation in terms of the redshift  $z$ , taking  $a = \frac{1}{1+z}$  and using equation (16) becomes:

$$H^2 = \frac{8\pi G}{3} \left\{ \rho_{r0}(1+z)^4 + \rho_{b0}(1+z)^3 + \rho_{ch0} \left[ B_s(1+z)^6 + (1-B_s)(1+z)^n \right]^{1/2} \right\} \quad (17)$$

where  $\rho_{r0}$  and  $\rho_{b0}$  are the present values of energy densities of radiation and baryons, respectively. <sup>1</sup>  
Using (1)

$$\frac{\rho_{r0}}{\rho_{ch0}} = \frac{\Omega_{r0}}{\Omega_{ch0}} = \frac{\Omega_{r0}}{1 - \Omega_{r0} - \Omega_{b0}} \quad (18)$$

and

$$\frac{\rho_{b0}}{\rho_{ch0}} = \frac{\Omega_{b0}}{\Omega_{ch0}} = \frac{\Omega_{b0}}{1 - \Omega_{r0} - \Omega_{b0}}, \quad (19)$$

Equation (17) becomes:

$$H^2 = \Omega_{ch0} H_0^2 a^{-4} X^2(a), \quad (20)$$

where

$$X^2(a) = \frac{\Omega_{r0}}{1 - \Omega_{r0} - \Omega_{b0}} + \frac{\Omega_{b0}a}{1 - \Omega_{r0} - \Omega_{b0}} + a^4 \left( \frac{B_s}{a^6} + \frac{1-B_s}{a^n} \right)^{1/2} \quad (21)$$

## 3 Statistical Methodologies

The Pantheon + SHOES supernova data set[18] includes 1550 distinct type Ia supernovae and also includes observations from the host galaxies of 42 type Ia supernovae. The redshift of SNe Ia range from  $z = 0.001$  to  $z = 2.26$ . This is the most recently compiled data set of SNe Ia. This data set provides us with the distance modulus of all the observation

<sup>1</sup>We have used the fact that for a flat Universe,  $\Omega_{b0} + \Omega_{r0} + \Omega_{ch0} = 1$ , i.e the total matter density sums up to unity.

points along with their covariance matrix.

For FRB, data of the localised FRBs has been compiled from the respective publications. Table1 lists the data points used for analysis.

NAME	REDSHIFT ( $z$ )	$DM_{obs}$ ( $pc\ cm^{-3}$ )	REFERENCES
rFRB 20121102A	0.19273	$557 \pm 2$	Tendulkar <i>et al.</i> (2017) [19]
FRB 20171020A	0.0087	$114.1 \pm 0.2$	Mahony <i>et al.</i> (2018) [20]
rFRB 20180301A	0.3304	$522 \pm 0.2$	Luo <i>et al.</i> (2020b) [21]
rFRB 20180916B	0.0337	$349.349 \pm 0.005$	Marcote <i>et al.</i> (2020) [22]
rFRB 20180924C	0.3214	$361.42 \pm 0.06$	Bannister <i>et al.</i> (2019) [23]
FRB 20181030A	0.0039	$103.396 \pm 0.005$	Bhandari <i>et al.</i> (2022) [24]
FRB 20181112A	0.4755	$589.27 \pm 0.03$	Prochaska <i>et al.</i> (2019) [25]
FRB 20190102C	0.2913	$363.6 \pm 0.3$	Macquart <i>et al.</i> (2020) [26]
FRB 20190520B	0.241	$1202 \pm 10$	Niu <i>et al.</i> (2021) [27]
FRB 20190523A	0.66	$760.8 \pm 0.6$	Ravi <i>et al.</i> (2019) [28]
FRB 20190608B	0.1178	$338.7 \pm 0.5$	Macquart <i>et al.</i> (2020) [26]
FRB 20190611B	0.3778	$321.4 \pm 0.2$	Macquart <i>et al.</i> (2020) [26]
FRB 20190614D	0.6	$959.2 \pm 0.5$	Law <i>et al.</i> (2020) [29]
rFRB 20190711A	0.522	$593.1 \pm 0.4$	Macquart <i>et al.</i> (2020) [26]
FRB 20190714A	0.2365	$504 \pm 2$	Bhandari <i>et al.</i> (2022) [24]
FRB 20191001A	0.234	$506.92 \pm 0.04$	Bhandari <i>et al.</i> (2022) [24]
FRB 20191228A	0.2432	$297.5 \pm 0.05$	Bhandari <i>et al.</i> (2022) [24]
rFRB 20200120E	0.0008	$88.96 \pm 1.62$	Kirsten <i>et al.</i> (2022) [30]
FRB 20200430A	0.1608	$380.1 \pm 0.4$	Bhandari <i>et al.</i> (2022) [24]
FRB 20200906A	0.3688	$577.8 \pm 0.02$	Bhandari <i>et al.</i> (2022) [24]
rFRB 20201124A	0.0979	$413.52 \pm 0.05$	Ravi <i>et al.</i> (2022) [31]

Table 1: Compiled data set of localised FRBs

The dispersive measure or DM of an FRB has contributions from a multitude of sources that can be encapsulated in the equation:

$$DM_{obs} = DM_{MW} + DM_{IGM} + \frac{DM_{host}(z)}{1+z} \quad (22)$$

Here  $DM_{obs}$  is the observed DM.  $DM_{MW}$  includes contributions from both the interstellar medium and the Milky Way halo, and can be written as:

$$DM_{MW} = DM_{Halo} + DM_{ISM} \quad (23)$$

The value of  $DM_{halo}$  has been calculated to be between  $50 \sim 80\ pc\ cm^{-3}$  up to 200 Kpc from the sun[32] Thus a normal distribution with a mean of  $65\ pc\ cm^{-3}$  with a standard deviation of  $15\ pc\ cm^{-3}$  has been assumed[33].

The NE2001[34] model takes into account galactic coordinates and has been used to derive the contribution from  $DM_{ism}$ .

The estimates for  $DM_{host}$  can be defined by :

$$DM_{host} = A(1+z)^\alpha \quad (24)$$

Where  $A$  and  $\alpha$  are constants defined by [35] with their respective error limits. Thus  $DM_{igm}$  can be found using (22) and is what gets used in the calculation of cosmological distances since the contribution is entirely from the intergalactic medium.

The uncertainty in  $DM_{igm}$  is defined by the relation:

$$\sigma_{IGM}(z) = \sqrt{\sigma_{obs}(z)^2 + \sigma_{MW}^2 + \left(\frac{\sigma_{host}(z)}{1+z}\right)^2} \quad (25)$$

We have the  $\sigma_{obs}$  for each observation and we can take the combined contribution of uncertainties in  $\sigma_{halo}$  and  $\sigma_{ism}$  to be  $30\ pc\ cm^{-3}$ .

As for the uncertainty,  $\sigma_{host}$ , we use ([35]) to define the value. The higher error limit and lower error limit on the constants  $A$  and  $a$  are used to define the uncertainty of  $\sigma_{host}$ .

Having now obtained both  $DM_{igm}$  and  $\sigma_{igm}$ , we can make use of these values in the distance modulus equations. The distance modulus and luminosity distance have shown explicit dependence on the Variable Chaplygin gas model. For SNe Ia, since we have the values of distance modulus ( $\mu_{obs}$ ) and redshift available in the data set, we consider distance modulus defined by the equation :

$$\mu = 5 \log_{10} \left( \frac{d_L}{Mpc} \right) + 25 \quad (26)$$

Also, we define luminosity distance  $d_L$  using the Friedmann equation in a flat universe by:

$$d_L = c(1+z) \int_0^z \frac{dz'}{H(z')} \quad (27)$$

Taking  $H(z)$  from the equation (20). This gives the definition of  $d_L$  as :

$$d_L = \frac{c(1+z)}{H_0} \int_0^z \frac{dz'}{\Omega_{ch0}^{1/2} X(z')} \quad (28)$$

We substitute the obtained value of  $d_L$  in 26 to find the theoretical value of the distance modulus,  $\mu_{th}$ . From  $DM_{igm}$  and  $z$  data set, using the upper limit of the following relation[36] :

$$d_L < \left( \frac{DM}{500 pccm^{-3}} \right) \left[ \left( \frac{DM}{1000 pccm^{-3}} \right) + 2.4 \right] Gpc \quad (29)$$

we get  $d_{L\ obs}$ . A comparison with the formula for  $redshift - d_L$  relation[36] :

$$d_L \approx 2z(z + 2.4) Gpc$$

shows that this is not a bad assumption.  $d_{L\ obs}$  acts as our observational value for the luminosity distance. The theoretical value of luminosity distance for FRBs is calculated using the relation 28.

In equation (28), we fit for the parameters  $H_0$ ,  $n$  and  $B_s$ .  $X(z)$  comes from equation (21) where  $a$  can be written as  $a = \frac{1}{1+z}$ . From the table (1) above, we have not made the use of FRBs with  $z \leq 0.01$  due to their low values of DM. Similarly, from the Pantheon data set, SNe with  $z \leq 0.01$  have not been considered.

### 3.1 Monte Carlo Likelihood Analysis

Markov chain Monte Carlo algorithms are used to do parameter estimation. These algorithms start with a set of parameters and initial proposal functions for all those respective parameters. Newer values are sampled for the parameters from all over the parameter space in accordance to the probabilities defined by the proposal function about the previous value and are accepted if they result in a higher probability. This way, the chain infallibly moves towards the set of parameters with highest probability as the acceptance rate for new proposed parameters decreases. For  $i^{th}$  data-point, given a certain set of parameters, we define its individual Gaussian likelihood as :

$$P_i = \frac{1}{\sqrt{2\pi}} \exp \left( -\frac{(x_i - \mu_i)^2}{2\sigma_i^2} \right) \quad (30)$$

In this equation,  $\mu_i$  acts as the theoretical value corresponding to that data-point while  $\sigma_i$  is the error bar associated with it. The combined probability of the entire data set can hence be defined as :

$$P_{total} = \prod_{i=1}^n P_i(x_i|k) \quad (31)$$

Where  $k$  represents the set of parameters being sampled for. To get the to ideal value of  $P_{total}$ , we intend to find the optimal value for the set of parameters  $k$ .

Writing (31) with  $\log(P_{total})$  as  $\Theta$ , we get to the relation:

$$\Theta(k) = -\frac{1}{2} \sum_i \frac{(x_{th}^i - x_{obs}^i)^2}{2\sigma_i^2} \quad (32)$$

For FRBs, we can write the same as :

$$\Theta(H_0, B_s, n) = -\frac{1}{2} \sum_i \frac{(dl_{th}^i - dl_{obs}^i)^2}{2\sigma_i^2} \quad (33)$$

Doing a similar analysis, we can define the likelihood for the SNe Ia data set as :

$$\Theta(H_0, B_s, n) = -\frac{1}{2}(\mu_{th} - \mu_{obs})C^{-1}(\mu_{th} - \mu_{obs}) \quad (34)$$

Here  $C$  refers to our covariance matrix that is obtained from the data set.

For the actual sampling, Algorithms like Metropolis Hastings and Gibbs sampling are employed. We make use of Cobaya [37][38]( Code for Bayesian Analysis) which is a framework designed for finding the posterior distributions of a set of parameters given their priors and their limits. The Cobaya samplers which include MCMC sampler and Polychord Sampler allow for a more efficient and faster sampling process. The functionalities of these samplers include oversampling of fast parameters allowing the more steps to be taken along the axis where conditional distributions are easier to navigate.

In our case, in sampling for the parameters  $H_0$ ,  $B_s$  and  $n$ , our aim is to maximise the value of  $\Theta$  with respect to the set of these 3 parameters. We use our likelihoods as defined in equations (34) and (33) for Supernova and FRBs respectively.

#### 4 Results and Analysis

We have used a Gaussian prior for sampling of the parameters in both cases, the Pantheon data set and the FRB data set. The means of prior distributions for  $H_0$ ,  $B_s$  and  $n$  are taken to be 70.4, 0.11 and 1.2 respectively. These are the values from previous constraints obtained using the Pantheon data set and doing a  $\chi^2$  analysis. The estimations for the parameters of the VCG model using Cobaya with the likelihood defined by equation (34) for the SNe Ia dataset gives the distribution given in Figure (1):

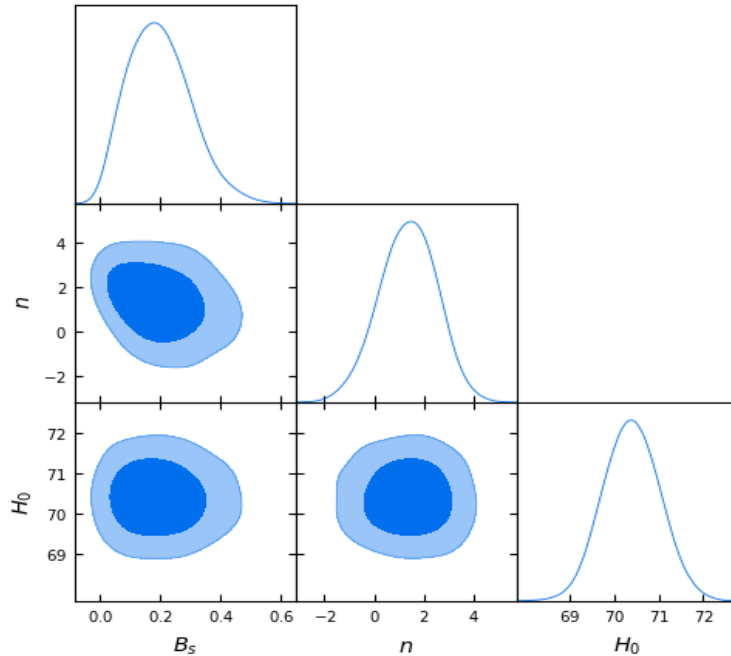


Figure 1: Distributions for the parameters  $B_s$ ,  $n$  and  $H_o$  for the SNe Ia Data set using VCG model

The estimation for the parameters of VCG model using the FRB dataset with the likelihood defined by equation (33) is depicted in Figure (2):

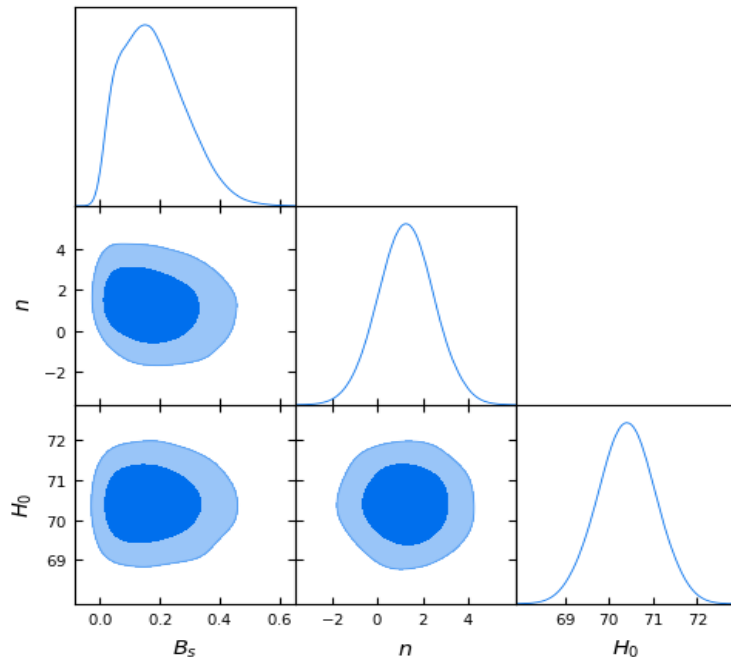


Figure 2: Distributions for the parameters  $B_s$ ,  $n$  and  $H_0$  for the FRB Data set using VCG model

The results with  $1\sigma$  bounds were shown in Table (2):

Data set	$B_s$	$n$	$H_0$
SNe Ia	$0.1956 \pm 0.1047$	$1.3581 \pm 1.1678$	$70.3902 \pm 0.6381$
FRB	$0.1780 \pm 0.1069$	$1.2633 \pm 1.2433$	$70.3976 \pm 0.6597$

Table 2: The constrained parameters  $B_s, n$  and  $H_0$  of VCG model obtained from Supernova and FRB data

The constraints on the parameter values with  $1\sigma$  bounds from the Pantheon+Shoes and FRB data sets are listed in Table (2). The value of the Hubble parameter obtained from the two results is  $70.3902 \text{ Km/s/Mpc}$  and  $70.3976 \text{ Km/s/Mpc}$  respectively. The agreement is extremely good. The fact that VCG is a good fit can further be established from the  $1\sigma$  and  $2\sigma$  overlaps in  $n$  and  $B_s$  values as shown in Figure (3). The value of  $H_0$  obtained by one of the authors in a recent paper [39] using the GRB data was  $70.41 \pm 0.67 \text{ km/s/Mpc}$  is again in a good agreement with values obtained in this work.



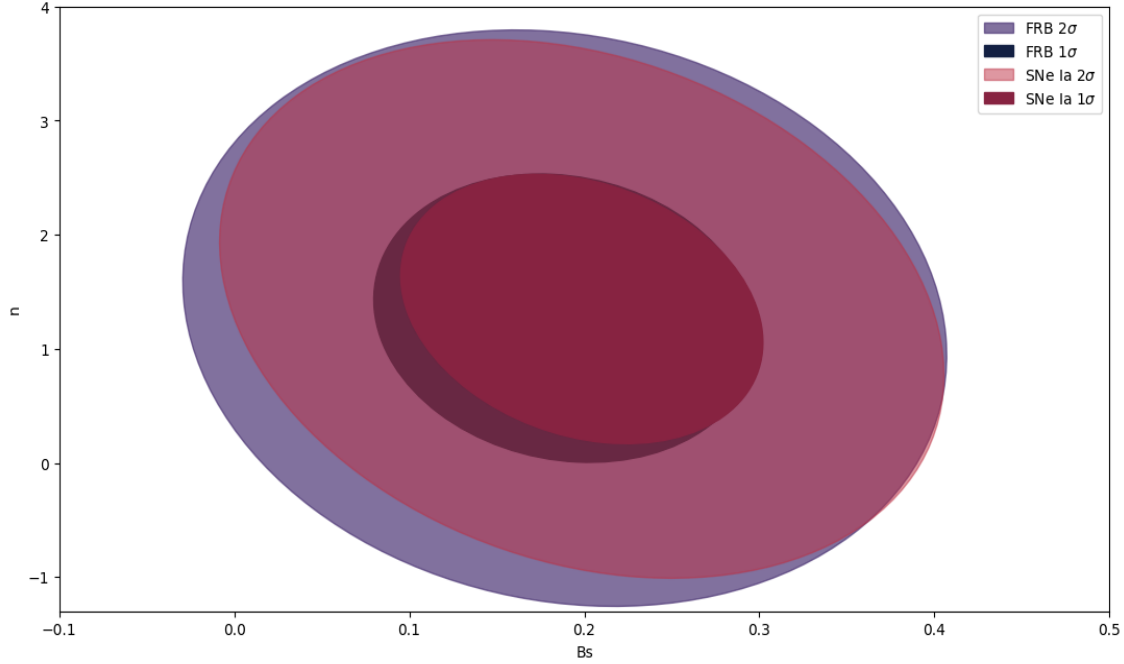


Figure 3:  $1\sigma$  and  $2\sigma$  overlaps of  $n$  and  $B_s$  obtained from SNe Ia and FRB data

## 5 Conclusion

The Variable Chaplygin gas model is indeed able to explain the accelerated evolution of the universe. As the VCG Model speculates, the Chaplygin gas is expected to behave like a non-relativistic entity and later evolves to account for the accelerated expansion observed in the current epoch of the Universe. The best fit values obtained for the VCG model with the FRB data sets lies within confidence levels obtained in previously conducted analysis [13] and [39]. The value of  $H_0$  obtained using FRB data set is in good agreement with value obtained using the SNeIa data.

## Acknowledgments

The authors are grateful to the Principal, St. Stephen's College for his support and encouragement towards this research. We also thank Dr. Akshay Rana, St. Stephen's College for his inputs and suggestions.

## References

- [1] S. Perlmutter, G. Aldering, G. Goldhaber, R. A. Knop, P. Nugent, P. G. Castro, S. Deustua, S. Fabbro, A. Goobar, D. E. Groom, I. M. Hook, A. G. Kim, M. Y. Kim, J. C. Lee, N. J. Nunes, R. Pain, C. R. Pennypacker, R. Quimby, C. Lidman, R. S. Ellis, M. Irwin, R. G. McMahon, P. Ruiz-Lapuente, N. Walton, B. Schaefer, B. J. Boyle, A. V. Filippenko, T. Matheson, A. S. Fruchter, N. Panagia, H. J. M. Newberg, W. J. Couch, and The Supernova Cosmology Project. Measurements of  $\omega$  and  $\lambda$  from 42 high-redshift supernovae. *The Astrophysical Journal*, 517(2):565, jun 1999.
- [2] Alexei V. Filippenko and Adam G. Riess. Results from the high- $z$  supernova search team. *Physics Reports*, 307(1–4):31–44, December 1998.
- [3] R. B. Tully. Alignment of clusters and galaxies on scales up to 0.1 c. *apj*, 303:25, April 1986.
- [4] Rahul Kumar Thakur, Shashikant Gupta, Rahul Nigam, and PK Thiruvikraman. Investigating the hubble tension through hubble parameter data. *Research in Astronomy and Astrophysics*, 23(6):065017, May 2023.
- [5] Bharat Ratra and P. J. E. Peebles. Cosmological consequences of a rolling homogeneous scalar field. *Phys. Rev. D*, 37:3406–3427, Jun 1988.
- [6] Sergei Chaplygin. On gas jets. *Scientific Memoirs, Moscow University Mathematic Physics*, 21:1–121, 1904.

- [7] Jianbo Lu. Cosmology with a variable generalized chaplygin gas. *Physics Letters B*, 680:404–410, 10 2009.
- [8] Yang Liu, Hongwei Yu, and Puxun Wu. Cosmological-model-independent determination of hubble constant from fast radio bursts and hubble parameter measurements. *Astrophys. J. Lett.*, 946(2):L49, April 2023.
- [9] M. C. Bento, O. Bertolami, and A. A. Sen. Generalized chaplygin gas, accelerated expansion, and dark-energy-matter unification. *Phys. Rev. D*, 66:043507, Aug 2002.
- [10] Håvard B. Sandvik, Max Tegmark, Matias Zaldarriaga, and Ioav Waga. The end of unified dark matter? *Phys. Rev. D*, 69:123524, Jun 2004.
- [11] A. Del Popolo, F. Pace, S. P. Maydanyuk, J. A. S. Lima, and J. F. Jesus. Shear and rotation in chaplygin cosmology. *Phys. Rev. D*, 87:043527, Feb 2013.
- [12] Zong-Kuan Guo, Nobuyoshi Ohta, and Yuan-Zhong Zhang. Parametrizations of the dark energy density and scalar potentials. *Modern Phys. Lett. A*, 22(12):883–890, April 2007.
- [13] Geetanjali Sethi, Sushil K. Singh, Pranav Kumar, Deepak Jain, and Abha Dev. VARIABLE CHAPLYGIN GAS: CONSTRAINTS FROM CMBR AND SNe ia. *International Journal of Modern Physics D*, 15(07):1089–1098, jul 2006.
- [14] Ashoke Sen. Tachyon matter. *Journal of High Energy Physics*, 2002(07):065, 2002.
- [15] Steen Hannestad and Edvard Mörtsell. Probing the dark side: Constraints on the dark energy equation of state from cmb, large scale structure, and type ia supernovae. *Physical Review D*, 66(6), September 2002.
- [16] Zong-Kuan Guo, Nobuyoshi Ohta, and Yuan-Zhong Zhang. Parametrization of quintessence and its potential. *Phys. Rev. D*, 72:023504, Jul 2005.
- [17] Robert R. Caldwell, Marc Kamionkowski, and Nevin N. Weinberg. Phantom energy: Dark energy with  $w < -1$  causes a cosmic doomsday. *Phys. Rev. Lett.*, 91:071301, Aug 2003.
- [18] Dan Scolnic, Dillon Brout, Anthony Carr, Adam G. Riess, Tamara M. Davis, Arianna Dwomoh, David O. Jones, Noor Ali, Pranav Charvu, Rebecca Chen, Erik R. Peterson, Brodie Popovic, Benjamin M. Rose, Charlotte M. Wood, Peter J. Brown, Ken Chambers, David A. Coulter, Kyle G. Dettman, Georgios Dimitriadis, Alexei V. Filippenko, Ryan J. Foley, Saurabh W. Jha, Charles D. Kilpatrick, Robert P. Kirshner, Yen-Chen Pan, Armin Rest, Cesar Rojas-Bravo, Matthew R. Siebert, Benjamin E. Stahl, and WeiKang Zheng. The pantheon+ analysis: The full data set and light-curve release. *The Astrophysical Journal*, 938(2):113, October 2022.
- [19] S. P. Tendulkar, C. G. Bassa, J. M. Cordes, G. C. Bower, C. J. Law, S. Chatterjee, E. A. K. Adams, S. Bogdanov, S. Burke-Spolaor, B. J. Butler, P. Demorest, J. W. T. Hessels, V. M. Kaspi, T. J. W. Lazio, N. Maddox, B. Marcote, M. A. McLaughlin, Z. Paragi, S. M. Ransom, P. Scholz, A. Seymour, L. G. Spitler, H. J. van Langevelde, and R. S. Wharton. The host galaxy and redshift of the repeating fast radio burst frb 121102. *The Astrophysical Journal Letters*, 834(2):L7, jan 2017.
- [20] Elizabeth K. Mahony, Ron D. Ekers, Jean-Pierre Macquart, Elaine M. Sadler, Keith W. Bannister, Shivani Bhandari, Chris Flynn, Bärbel S. Koribalski, J. Xavier Prochaska, Stuart D. Ryder, Ryan M. Shannon, Nicolas Tejos, Matthew T. Whiting, and O. I. Wong. A search for the host galaxy of frb 171020. *The Astrophysical Journal Letters*, 867(1):L10, oct 2018.
- [21] R. Luo, B. J. Wang, Y. P. Men, C. F. Zhang, J. C. Jiang, H. Xu, W. Y. Wang, K. J. Lee, J. L. Han, B. Zhang, R. N. Caballero, M. Z. Chen, X. L. Chen, H. Q. Gan, Y. J. Guo, L. F. Hao, Y. X. Huang, P. Jiang, H. Li, J. Li, Z. X. Li, J. T. Luo, J. Pan, X. Pei, L. Qian, J. H. Sun, M. Wang, N. Wang, Z. G. Wen, R. X. Xu, Y. H. Xu, J. Yan, W. M. Yan, D. J. Yu, J. P. Yuan, S. B. Zhang, and Y. Zhu. Diverse polarization angle swings from a repeating fast radio burst source. *Nature*, 586(7831):693–696, Oct 2020.
- [22] B. Marcote, K. Nimmo, J. W. T. Hessels, S. P. Tendulkar, C. G. Bassa, Z. Paragi, A. Keimpema, M. Bhardwaj, R. Karuppusamy, V. M. Kaspi, C. J. Law, D. Michilli, K. Aggarwal, B. Andersen, A. M. Archibald, K. Bandura, G. C. Bower, P. J. Boyle, C. Brar, S. Burke-Spolaor, B. J. Butler, T. Cassanelli, P. Chawla, P. Demorest, M. Dobbs, E. Fonseca, U. Giri, D. C. Good, K. Gourdji, A. Josephy, A. Yu. Kirichenko, F. Kirsten, T. L. Landecker, D. Lang, T. J. W. Lazio, D. Z. Li, H.-H. Lin, J. D. Linford, K. Masui, J. Mena-Parra, A. Naidu, C. Ng, C. Patel, U.-L. Pen, Z. Pleunis, M. Rafiei-Ravandi, M. Rahman, A. Renard, P. Scholz, S. R. Siegel, K. M. Smith, I. H. Stairs, K. Vanderlinde, and A. V. Zwaniga. A repeating fast radio burst source localized to a nearby spiral galaxy. *Nature*, 577(7789):190–194, Jan 2020.
- [23] K. W. Bannister, A. T. Deller, C. Phillips, J.-P. Macquart, J. X. Prochaska, N. Tejos, S. D. Ryder, E. M. Sadler, R. M. Shannon, S. Simha, C. K. Day, M. McQuinn, F. O. North-Hickey, S. Bhandari, W. R. Arcus, V. N. Bennert, J. Burchett, M. Bouwhuis, R. Dodson, R. D. Ekers, W. Farah, C. Flynn, C. W. James, M. Kerr, E. Lenc, E. K. Mahony, J. O’Meara, S. Osłowski, H. Qiu, T. Treu, V. U, T. J. Bateman, D. C.-J. Bock, R. J. Bolton, A. Brown, J. D. Bunton, A. P. Chippendale, F. R. Cooray, T. Cornwell, N. Gupta, D. B. Hayman, M. Kesteven, B. S. Koribalski,

- A. MacLeod, N. M. McClure-Griffiths, S. Neuhold, R. P. Norris, M. A. Pilawa, R.-Y. Qiao, J. Reynolds, D. N. Roxby, T. W. Shimwell, M. A. Voronkov, and C. D. Wilson. A single fast radio burst localized to a massive galaxy at cosmological distance. *Science*, 365(6453):565–570, August 2019.
- [24] Shivani Bhandari, Kasper E. Heintz, Kshitij Aggarwal, Lachlan Marnoch, Cherie K. Day, Jessica Sydnor, Sarah Burke-Spolaor, Casey J. Law, J. Xavier Prochaska, Nicolas Tejos, Keith W. Bannister, Bryan J. Butler, Adam T. Deller, R. D. Ekers, Chris Flynn, Wen fai Fong, Clancy W. James, T. Joseph W. Lazio, Rui Luo, Elizabeth K. Mahony, Stuart D. Ryder, Elaine M. Sadler, Ryan M. Shannon, JinLin Han, Kejia Lee, and Bing Zhang. Characterizing the fast radio burst host galaxy population and its connection to transients in the local and extragalactic universe. *The Astronomical Journal*, 163(2):69, jan 2022.
- [25] J. Xavier Prochaska, Jean-Pierre Macquart, Matthew McQuinn, Sunil Simha, Ryan M. Shannon, Cherie K. Day, Lachlan Marnoch, Stuart Ryder, Adam Deller, Keith W. Bannister, Shivani Bhandari, Rongmon Bordoloi, John Bunton, Hyerin Cho, Chris Flynn, Elizabeth K. Mahony, Chris Phillips, Hao Qiu, and Nicolas Tejos. The low density and magnetization of a massive galaxy halo exposed by a fast radio burst. *Science*, 366(6462):231–234, 2019.
- [26] J.-P. Macquart, J. X. Prochaska, M. McQuinn, K. W. Bannister, S. Bhandari, C. K. Day, A. T. Deller, R. D. Ekers, C. W. James, L. Marnoch, S. OsÅowski, C. Phillips, S. D. Ryder, D. R. Scott, R. M. Shannon, and N. Tejos. A census of baryons in the universe from localized fast radio bursts. *Nature*, 581(7809):391–395, May 2020.
- [27] C.-H. Niu, K. Aggarwal, D. Li, X. Zhang, S. Chatterjee, C.-W. Tsai, W. Yu, C. J. Law, S. Burke-Spolaor, J. M. Cordes, Y.-K. Zhang, S. K. Ocker, J.-M. Yao, P. Wang, Y. Feng, Y. Niino, C. Bochenek, M. Cruces, L. Connor, J.-A. Jiang, S. Dai, R. Luo, G.-D. Li, C.-C. Miao, J.-R. Niu, R. Anna-Thomas, J. Sydnor, D. Stern, W.-Y. Wang, M. Yuan, Y.-L. Yue, D.-J. Zhou, Z. Yan, W.-W. Zhu, and B. Zhang. A repeating fast radio burst associated with a persistent radio source. *Nature*, 606(7916):873–877, June 2022.
- [28] V. Ravi, M. Catha, L. Dâ€™Addario, S. G. Djorgovski, G. Hallinan, R. Hobbs, J. Kocz, S. R. Kulkarni, J. Shi, H. K. Vedantham, S. Weinreb, and D. P. Woody. A fast radio burst localized to a massive galaxy. *Nature*, 572(7769):352–354, Aug 2019.
- [29] Casey J. Law, Bryan J. Butler, J. Xavier Prochaska, Barak Zackay, Sarah Burke-Spolaor, Alexandra Mannings, Nicolas Tejos, Alexander Josephy, Bridget Andersen, Pragya Chawla, Kasper E. Heintz, Kshitij Aggarwal, Geoffrey C. Bower, Paul B. Demorest, Charles D. Kilpatrick, T. Joseph W. Lazio, Justin Linford, Ryan Mckinven, Shriharsh Tendulkar, and Sunil Simha. A distant fast radio burst associated with its host galaxy by the very large array. *The Astrophysical Journal*, 899(2):161, aug 2020.
- [30] F. Kirsten, B. Marcote, K. Nimmo, J. W. T. Hessels, M. Bhardwaj, S. P. Tendulkar, A. Keimpema, J. Yang, M. P. Snelders, P. Scholz, A. B. Pearlman, C. J. Law, W. M. Peters, M. Giroletti, Z. Paragi, C. Bassa, D. M. Hewitt, U. Bach, V. Bezrukovs, M. Burgay, S. T. Buttaccio, J. E. Conway, A. Corongiu, R. Feiler, O. ForssÅn, M. P. GawroÅski, R. Karuppusamy, M. A. Kharinov, M. Lindqvist, G. Maccaferri, A. Melnikov, O. S. Ould-Boukattine, A. Possenti, G. Surcis, N. Wang, J. Yuan, K. Aggarwal, R. Anna-Thomas, G. C. Bower, R. Blaauw, S. Burke-Spolaor, T. Cassanelli, T. E. Clarke, E. Fonseca, B. M. Gaensler, A. Gopinath, V. M. Kaspi, N. Kassim, T. J. W. Lazio, C. Leung, D. Z. Li, H. H. Lin, K. W. Masui, R. Mckinven, D. Michilli, A. G. Mikhailov, C. Ng, A. Orbidans, U. L. Pen, E. Petroff, M. Rahman, S. M. Ransom, K. Shin, K. M. Smith, I. H. Stairs, and W. Vlemmings. A repeating fast radio burst source in a globular cluster. *Nature*, 602(7898):585–589, Feb 2022.
- [31] Vikram Ravi, Casey J Law, Dongzi Li, Kshitij Aggarwal, Mohit Bhardwaj, Sarah Burke-Spolaor, Liam Connor, T Joseph W Lazio, Dana Simard, Jean Somalwar, and Shriharsh P Tendulkar. The host galaxy and persistent radio counterpart of FRB 20201124A. *Monthly Notices of the Royal Astronomical Society*, 513(1):982–990, 04 2022.
- [32] J Xavier Prochaska and Yong Zheng. Probing Galactic haloes with fast radio bursts. *Monthly Notices of the Royal Astronomical Society*, 485(1):648–665, 01 2019.
- [33] Qin Wu, Guo-Qiang Zhang, and Fa-Yin Wang. An 8 per cent determination of the hubble constant from localized fast radio bursts. *Mon. Not. R. Aston. Soc. Lett.*, 515(1):L1–L5, June 2022.
- [34] J. M. Cordes and T. J. W. Lazio. Ne2001.i. a new model for the galactic distribution of free electrons and its fluctuations, 2003.
- [35] G Q Zhang, Hai Yu, J H He, and F Y Wang. Dispersion measures of fast radio burst host galaxies derived from IllustrisTNG simulation. *Astrophys. J.*, 900(2):170, September 2020.
- [36] E. Petroff, J. W. T. Hessels, and D. R. Lorimer. Fast radio bursts. *The Astronomy and Astrophysics Review*, 27(1), May 2019.
- [37] Jesús Torrado and Antony Lewis. Cobaya: code for bayesian analysis of hierarchical physical models. *Journal of Cosmology and Astroparticle Physics*, 2021(05):057, May 2021.

- [38] Jesús Torrado and Antony Lewis. Cobaya: Bayesian analysis in cosmology. *Astrophysics Source Code Library*, record ascl:1910.019, October 2019.
- [39] Ashley Chraya, Yuvraj Muralichandran, and Geetanjali Sethi. Variable chaplygin gas: constraints from supernovae, grb and gravitational wave merger events. *Astrophysics and Space Science*, 368(7), July 2023.