

Fig. 1: Minimal and complete equational theory for vanilla quantum circuits up to global phases.

theories. For instance, we show that one can replace the Equations (E_H) and (Euler) with Equations (P_+) and (E') leading to an equational theory which is also complete and minimal. Equation (P_+) stands for $P(\varphi_2) \circ P(\varphi_1) = P(\varphi_1 + \varphi_2)$ and (E') – introduced for the first time, up to our knowledge, in the context of the ZX-calculus [14, 25] – is an alternative formulation of the Euler decomposition with only two parameters on the LHS of the equation.

We provide in this paper the first *minimal* equational theory for quantum circuits. Indeed, the question of the minimality is still open for the complete equational theories equipping non-universal fragments of quantum circuits, like Clifford [21], 2-qubit Clifford+T [5], and 3-qubit Clifford+CS [6]. More broadly, this is one of the first minimality results for a graphical language for quantum computing. Indeed, whereas the first completeness results for universal graphical quantum languages have been obtained through the ZX-calculus [17, 18, 15, 19], and despite a great effort and significant progresses in the recent years, only *nearly minimal*² equational theories have been introduced for the ZX-calculus [2, 3, 22, 25] and its variants like the ZH-calculus [23, 24]. In all these cases, the minimality of the provided complete equational theories are still open. Only the PBS-calculus is equipped with complete and minimal equational theories [12, 13], notice however that the PBS-calculus focuses on coherent control and can only represent some specific oracle-based evolutions called superpositions of linear maps. In other words, the PBS-calculus can be seen as a construction to provide coherent control capabilities to arbitrary (graphical) quantum language.

Beyond vanilla quantum circuits, one can define equational theories for quantum circuits with ancilla and/or qubit discarding (or trace out). Various constructions exist to transport a complete equational theory for vanilla quantum circuits to these settings [16, 8]. In [9], it has been shown that the intricate Equation (E_{3D}) can be derived from its 2-qubit case in the presence of ancillary qubits and/or discarding. We show that Equation (E_{3D}) is not necessary at all. Indeed we derive from the equational theory of Figure 1 simple complete equational theories, acting on a bounded number of qubits (namely at most 3), for quantum circuits with ancillary qubits and/or

discarding.

The paper is structured as follows. First, we provide in Section II the basic definitions of quantum circuits in the prop formalism. In Section III, we introduce our simplified complete equational theory for vanilla quantum circuits including global phases. In Section IV, we show that each rule of the equational theory cannot be derived from the other rules, leading to the minimality of the equational theory. An alternative equational theory is proved to be complete and minimal in Section V. And finally, we consider various extensions of vanilla quantum circuits in Section VI: we introduce a complete and minimal equational theory for vanilla quantum circuits up to global phases; and complete equational theories acting on a bounded number of qubits for quantum circuits with ancilla and for quantum circuits with qubit discarding.

II. QUANTUM CIRCUITS AS A GRAPHICAL LANGUAGE

Quantum circuits can be represented rigorously in the combinatorial structure called a prop [20, 26, 7].

Definition 1. A prop \mathbf{C} of circuits is a collection of sets $\mathbf{C}[n, m]$ indexed by $n, m \in \mathbb{N}$. An element $C \in \mathbf{C}[n, m]$ is a circuit of type $n \rightarrow m$, i.e. with n input and m output wires, depicted:

$$\begin{matrix} n \\ \vdots \\ \vdots \\ \vdots \end{matrix} \boxed{C} \begin{matrix} \vdots \\ \vdots \\ \vdots \\ m \end{matrix}$$

We use the notation $C : n \rightarrow m$ for $C \in \mathbf{C}[n, m]$.

A prop is equipped with two compositions: two circuits $C_1 : m \rightarrow n$ and $C_2 : p \rightarrow q$ can be composed

- sequentially with the associative operator \circ when $n = p$, leading to $C_2 \circ C_1 : m \rightarrow q$, which is graphically depicted as

$$\begin{matrix} \vdots \\ \vdots \\ \vdots \end{matrix} \boxed{C_2} \begin{matrix} \vdots \\ \vdots \\ \vdots \end{matrix} \circ \begin{matrix} \vdots \\ \vdots \\ \vdots \end{matrix} \boxed{C_1} \begin{matrix} \vdots \\ \vdots \\ \vdots \end{matrix} = \begin{matrix} \vdots \\ \vdots \\ \vdots \end{matrix} \boxed{C_1} \begin{matrix} \vdots \\ \vdots \\ \vdots \end{matrix} \boxed{C_2} \begin{matrix} \vdots \\ \vdots \\ \vdots \end{matrix}$$

- in parallel with the associative operator \otimes , leading to $C_1 \otimes C_2 : m + p \rightarrow n + q$, which is graphically depicted as

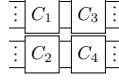
$$\begin{matrix} \vdots \\ \vdots \\ \vdots \end{matrix} \boxed{C_1} \begin{matrix} \vdots \\ \vdots \\ \vdots \end{matrix} \otimes \begin{matrix} \vdots \\ \vdots \\ \vdots \end{matrix} \boxed{C_2} \begin{matrix} \vdots \\ \vdots \\ \vdots \end{matrix} = \begin{matrix} \vdots \\ \vdots \\ \vdots \\ \vdots \\ \vdots \end{matrix} \boxed{C_1} \begin{matrix} \vdots \\ \vdots \\ \vdots \end{matrix} \boxed{C_2} \begin{matrix} \vdots \\ \vdots \\ \vdots \end{matrix}$$

Moreover, the compositions satisfy

$$(C_3 \otimes C_4) \circ (C_1 \otimes C_2) = (C_3 \circ C_1) \otimes (C_4 \circ C_2)$$

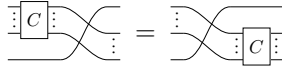
²Here *nearly minimal* means that a majority of the rules, but not all, have been proved to be underivable from the other ones.

whenever $C_3 \circ C_1$ and $C_4 \circ C_2$ are defined. This equation, together with the associativity of the compositions, guarantee that the graphical representation is not ambiguous, indeed both sides of the equation are graphically depicted as



Finally, a prop also comes with three particular circuits:

- The empty circuit $\square : 0 \rightarrow 0$ that satisfies $C \otimes \square = C = \square \otimes C$ for any circuit $C : m \rightarrow n$.
- The identity circuit $\text{---} : 1 \rightarrow 1$, that can be extended to the identity $\text{---}^{\otimes n} : n \rightarrow n$ on any number n of wires, inductively defined as $\text{---}^{\otimes 0} := \square$ and $\text{---}^{\otimes k+1} := \text{---} \otimes \text{---}^{\otimes k}$, and that satisfies $C \circ \text{---}^{\otimes m} = C = \text{---}^{\otimes n} \circ C$ for any circuit $C : m \rightarrow n$.
- The swap circuit $\bowtie : 2 \rightarrow 2$ that satisfies $\bowtie \bowtie = \text{---}$, and from which we can inductively build circuits σ_k that swap several wires with $\sigma_0 := \text{---}$ and $\sigma_{k+1} := (\bowtie \otimes \text{---}^{\otimes k}) \circ (\text{---} \otimes \sigma_k)$ and which satisfy $\sigma_n \circ (C \otimes \text{---}) = (\text{---} \otimes C) \circ \sigma_m$ for any $C : m \rightarrow n$. Graphically,



This last equation implies that the circuits are defined up to deformation.

In the language of category theory, a prop is a strict symmetric monoidal category whose objects are generated by a single object, or equivalently, generated by $(\mathbb{N}, +)$ as a monoid of objects.

We consider the vanilla model of quantum circuits generated by Hadamard, Phase gates, and CNot, together with global phases.

Definition 2 (Vanilla quantum circuits). Let **QC** be the prop of vanilla quantum circuits generated by ---^{H} : $1 \rightarrow 1$, $\text{---}^{\text{P}(\varphi)}$: $1 \rightarrow 1$, \oplus : $2 \rightarrow 2$ and \otimes : $0 \rightarrow 0$ for any $\varphi \in \mathbb{R}$.

At this point, circuits are essentially graphical structures. Any circuit C can be interpreted as a unitary evolution $\llbracket C \rrbracket$, defined in the following standard way:

Definition 3 (Semantics). For any n -qubit **QC**-circuit C , let $\llbracket C \rrbracket : \mathbb{C}^{\{0,1\}^n} \rightarrow \mathbb{C}^{\{0,1\}^n}$ be the semantics of C inductively defined as

$$\begin{aligned} \llbracket C_2 \circ C_1 \rrbracket &= \llbracket C_2 \rrbracket \circ \llbracket C_1 \rrbracket \\ \llbracket C_1 \otimes C_2 \rrbracket &= \llbracket C_1 \rrbracket \otimes \llbracket C_2 \rrbracket \\ \llbracket \square \rrbracket &= 1 \mapsto 1 \\ \llbracket \text{---} \rrbracket &= |x\rangle \mapsto |x\rangle \\ \llbracket \bowtie \rrbracket &= |x, y\rangle \mapsto |y, x\rangle \\ \llbracket \oplus \rrbracket &= 1 \mapsto e^{i\varphi} \\ \llbracket \text{---}^{\text{H}} \rrbracket &= |x\rangle \mapsto \frac{|0\rangle + (-1)^x |1\rangle}{\sqrt{2}} \\ \llbracket \text{---}^{\text{P}(\varphi)} \rrbracket &= |x\rangle \mapsto e^{ix\varphi} |x\rangle \end{aligned}$$

$$\llbracket \oplus \rrbracket = |x, y\rangle \mapsto |x, x \oplus y\rangle$$

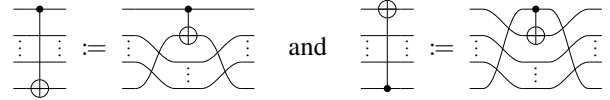
Notice that the interpretation $\llbracket \cdot \rrbracket$ preserves the structure of the prop, i.e. if two circuits are equivalent according to the equations of props (Definition 1), they have the same interpretation³.

It is well-known that any unitary map can be represented by such a vanilla quantum circuit:

Proposition 1 (Universality [4]). **QC** is universal, i.e. for any unitary $U : \mathbb{C}^{\{0,1\}^n} \rightarrow \mathbb{C}^{\{0,1\}^n}$ there exists a **QC**-circuit C such that $\llbracket C \rrbracket = U$.

Quantum circuits, as defined above, only have four different kinds of generators, however, it is often convenient to use other gates that can be defined by combining them. For instance, following [11, 9], Pauli gates, X-rotations, and multi-controlled gates are defined in Figure 2.

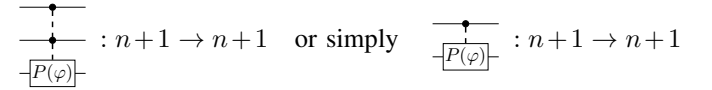
Moreover, although the CNot gate acts on two consecutive qubits, it is useful to define shortcut notations for CNot gates acting on any pair of qubits as



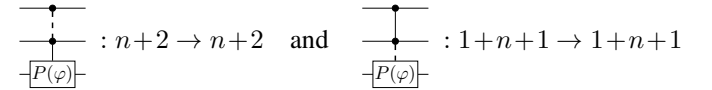
We use the standard bullet-based notation for multi-controlled gates. For instance



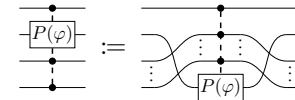
denotes the application of a phase gate $\text{---}^{\text{P}(\varphi)}$ on the third qubit controlled by the first two qubits. With a slight abuse of notations, we use dashed lines for arbitrary number of control qubits, e.g.



have $n \geq 0$ control qubits (possibly zero), whereas



have at least one control qubit. Finally, it is often useful to define shortcut notations for multi-controlled gates with controls possibly below the target qubit.



An equational theory Γ for a prop is a collection of equations over circuits. We write $\Gamma \vdash C_1 = C_2$ when C_1 can be transformed into C_2 using only the equations of Γ together with the deformation rules of the prop. We say that an equational theory Γ is *sound* if any derivable equation

³In category theoretic terms, $\llbracket \cdot \rrbracket$ has to be a prop functor.

preserves the interpretation, i.e. for any circuits C_1, C_2 , if $\Gamma \vdash C_1 = C_2$ then $\llbracket C_1 \rrbracket = \llbracket C_2 \rrbracket$. We say that an equational theory Γ is *complete* if any true equation can be derived, i.e. for any circuits C_1, C_2 , if $\llbracket C_1 \rrbracket = \llbracket C_2 \rrbracket$ then $\Gamma \vdash C_1 = C_2$.

III. COMPLETENESS

The first complete equational theory for quantum circuits has been introduced in [11]. It contained some simple and commonly used equations such that

$$\boxed{H}\boxed{H} = \text{---} \quad \text{or} \quad \begin{array}{c} \oplus \\ | \\ \oplus \end{array} = \begin{array}{c} \oplus \\ | \\ \oplus \end{array}$$

together with some more intricate rules. It has then been proved in [9] that some of those rules can actually be derived from the others, leading to a simpler equational theory QC_{old} depicted in Figure 4. Nevertheless, QC_{old} still contains the most intricate rule, namely Equation (E_{3D}). This equation is not desirable for mainly two reasons: (1) it involves many parameters, all linked together with non-linear relations; (2) it acts on an unbounded number of qubits, i.e. QC_{old} contains an instance of the equation acting on n qubits for any $n \geq 2$.

In this section we simplify the equational theory again, essentially by replacing Equation (E_{3D}) by

$$\begin{array}{c} \uparrow \\ \boxed{P(2\pi)} \end{array} = \text{---}^{\otimes n}, \quad n \geq 3 \quad (\text{I})$$

This new equation still acts on an unbounded number of qubits but is significantly simpler as it does not involve any variable parameter and it is very intuitive: it states that the multi-controlled phase gate with parameter 2π is the identity. This leads to the sound equational theory QC depicted in Figure 3. Notice that QC has other differences compared to QC_{old} : Equation (B') is replaced by Equation (B), Equation (S₀) is replaced by Equation (S_{2 π}), Equation (5CX) is removed and Equation (E_c) is replaced by Equation (E). Notice that this last modification only changes the relations between the parameters α_i and the parameters β_j : Equation (E_c) is presented with uniqueness conditions (cf. caption of Figure 4), whereas Equation (E) is presented with functions to compute the parameters β_j from the parameters α_i (cf. Section III-A and caption of Figure 3).

To prove the completeness of the new equational theory QC, we simply derive all the rules of the former complete equational theory QC_{old} .

A. Euler-decomposition rule and 1-qubit completeness

In this subsection, we discuss one particular rule of the equational theory, namely Equation (E), which is a cornerstone of the completeness result for quantum circuits.

$$\boxed{R_X(\alpha_1)}\boxed{P(\alpha_2)}\boxed{R_X(\alpha_3)} = \overset{(\beta_0)}{\text{---}}\boxed{P(\beta_1)}\boxed{R_X(\beta_2)}\boxed{P(\beta_3)} \quad (\text{E})$$

Equation (E) follows from the well-known Euler-decomposition which states that any unitary can be decomposed, up to a global phase, into basic X- and Z-rotations. Note that, in its previous version [11, 9], the Euler-decomposition rule was presented with conditions ensuring the uniqueness of

the angles $\beta_0, \beta_1, \beta_2, \beta_3$ (see Equation (E_c)). In the present paper, following [25, 14], we provide explicit functions: the angles $\alpha_1, \alpha_2, \alpha_3 \in \mathbb{R}$ are arbitrary parameters, whereas the angles $\beta_0, \beta_1, \beta_2, \beta_3$ are restricted to $[0, 2\pi)$ and are computed as follows, using intermediate complex numbers z, z' :

$$z := \cos\left(\frac{\alpha_2}{2}\right) \cos\left(\frac{\alpha_1 + \alpha_3}{2}\right) + i \sin\left(\frac{\alpha_2}{2}\right) \cos\left(\frac{\alpha_1 - \alpha_3}{2}\right)$$

$$z' := \cos\left(\frac{\alpha_2}{2}\right) \sin\left(\frac{\alpha_1 + \alpha_3}{2}\right) - i \sin\left(\frac{\alpha_2}{2}\right) \sin\left(\frac{\alpha_1 - \alpha_3}{2}\right)$$

- If $z' = 0$ then $\beta_0 := \frac{\alpha_2}{2} - \arg(z)$, $\beta_1 := 2 \arg(z)$, $\beta_2 := 0$ and $\beta_3 := 0$.
- If $z = 0$ then $\beta_0 := \frac{\alpha_2}{2} - \arg(z')$, $\beta_1 := 2 \arg(z')$, $\beta_2 := \pi$ and $\beta_3 := 0$.
- Otherwise $\beta_0 := \frac{\alpha_2}{2} - \arg(z)$, $\beta_1 := \arg(z) + \arg(z')$, $\beta_2 := 2 \arg\left(i + \left|\frac{z}{z'}\right|\right)$ and $\beta_3 := \arg(z) - \arg(z')$.

In the above definition of the β_i , we use implicit modulo 2π so that every β_i is in $[0, 2\pi)$, note that β_2 is then actually in $[0, \pi]$.

We illustrate how QC can be used to derive basic but essential properties by showing, in particular, that the phase gates form a group and their parameters are 2π -periodic:

Proposition 2. *For any $\varphi_1, \varphi_2 \in \mathbb{R}$, the following equations can be derived in QC:*

$$\boxed{P(\varphi_1)}\boxed{P(\varphi_2)} = \boxed{P(\varphi_1 + \varphi_2)} \quad (\text{P}_+)$$

$$\boxed{P(2\pi)} = \text{---} \quad (\text{P}_{2\pi})$$

$$\boxed{X}\boxed{P(\varphi)}\boxed{X} = \overset{\oplus}{\text{---}}\boxed{P(-\varphi)} \quad (\text{P}_-)$$

Proof. To prove Equation (P_{2 π}), we first introduce a $R_X(0)$ gate on both sides of the $P(2\pi)$ gate, we then use (E) leading to a circuit where all parameters are 0, equivalent to the identity:

$$\begin{array}{c} \boxed{P(2\pi)} \xrightarrow{(\text{H}^2)(\text{P}_0)(\text{S}_{2\pi})(\text{S}_+)} \boxed{R_X(0)}\boxed{P(2\pi)}\boxed{R_X(0)} \\ \xrightarrow{(\text{E})} \overset{\textcircled{0}}{\text{---}}\boxed{P(0)}\boxed{R_X(0)}\boxed{P(0)} \\ \xrightarrow{(\text{H}^2)(\text{P}_0)(\text{S}_{2\pi})(\text{S}_+)} \text{---} \end{array}$$

To prove Equation (P₊), we first introduce 3 pairs of Hadamard gates, a $P(0)$ gate and the appropriate global phases, to get a circuit C_0 such that (E) can be applied with $\alpha_1 = \varphi_1$, $\alpha_2 = 0$ and $\alpha_3 = \varphi_2$. We obtain a circuit C_1 with some angles β_i and notice that since (E) has been applied with $\alpha_2 = 0$ the angles β_i only depend on $\varphi_1 + \varphi_2$. Thus (E) also leads to C_1 when applied on a variant of C_0 where φ_1 is replaced by $\varphi_1 + \varphi_2$, and φ_2 is replaced by 0, which

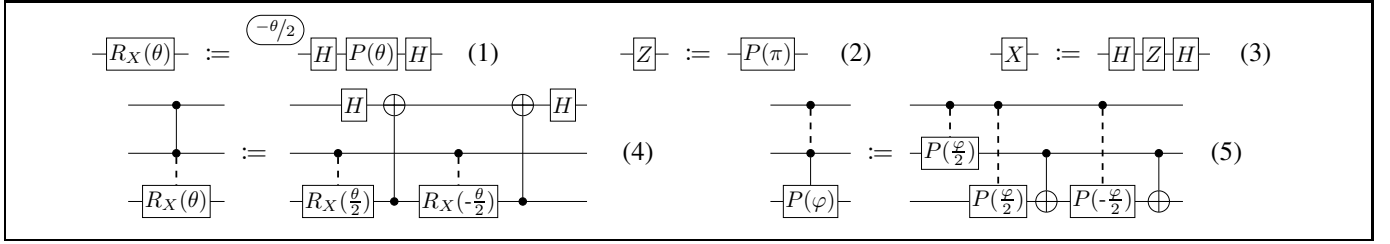


Fig. 2: Shortcut notations for usual gates defined for any $\varphi, \theta \in \mathbb{R}$. Equation (1) defines X -rotations while Equations (2) and (3) define Pauli gates. Equations (4) and (5) are inductive definitions of multi-controlled gates.

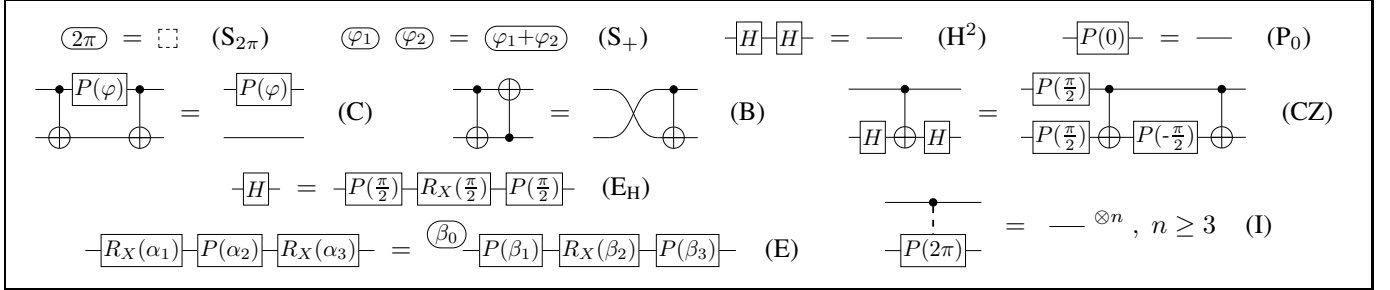


Fig. 3: Equational theory QC. Equations (S₊) and (C) are defined for any $\varphi, \varphi_1, \varphi_2 \in \mathbb{R}$. In Equation (E) the angles $\alpha_1, \alpha_2, \alpha_3 \in \mathbb{R}$ are arbitrary parameters, whereas the angles $\beta_0, \beta_1, \beta_2, \beta_3$ are restricted to $[0, 2\pi)$ and are computed as follows: $z := \cos(\frac{\alpha_2}{2}) \cos(\frac{\alpha_1 + \alpha_3}{2}) + i \sin(\frac{\alpha_2}{2}) \cos(\frac{\alpha_1 - \alpha_3}{2})$, $z' := \cos(\frac{\alpha_2}{2}) \sin(\frac{\alpha_1 + \alpha_3}{2}) - i \sin(\frac{\alpha_2}{2}) \sin(\frac{\alpha_1 - \alpha_3}{2})$. If $z' = 0$ then $\beta_0 := \frac{\alpha_2}{2} - \arg(z)$, $\beta_1 := 2 \arg(z)$, $\beta_2 := 0$ and $\beta_3 := 0$. If $z = 0$ then $\beta_0 := \frac{\alpha_2}{2} - \arg(z')$, $\beta_1 := 2 \arg(z')$, $\beta_2 := \pi$ and $\beta_3 := 0$. Otherwise $\beta_0 := \frac{\alpha_2}{2} - \arg(z)$, $\beta_1 := \arg(z) + \arg(z')$, $\beta_2 := 2 \arg(i + |\frac{z}{z'}|)$ and $\beta_3 := \arg(z) - \arg(z')$. Equation (I) states that the control phase gate of angle 2π is the identity for any $n \geq 3$ qubits. The equation is actually sound for any number of qubits, but derivable from the other rules for 1 qubit and 2 qubits.

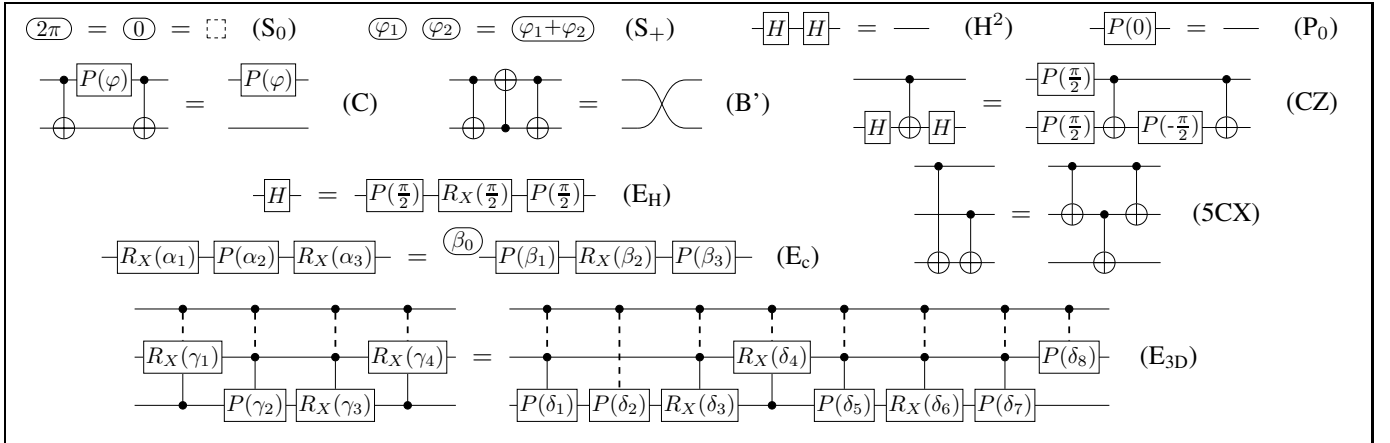


Fig. 4: Old complete equational theory QC_{old} from [9] for vanilla quantum circuits. Equations (S₊) and (C) are defined for any $\varphi, \varphi_1, \varphi_2 \in \mathbb{R}$. In Equations (E_c) and (E_{3D}) the LHS circuit has arbitrary parameters which uniquely determine the parameters of the RHS circuit. Thus for any $\alpha_i \in \mathbb{R}$, there exist $\beta_j \in \mathbb{R}$ such that Equation (E_c) is sound. We make the angles β_j unique by assuming that $\beta_1 \in [0, \pi)$, $\beta_0, \beta_2, \beta_3 \in [0, 2\pi)$ and if $\beta_2 \in \{0, \pi\}$ then $\beta_1 = 0$. Equation (E_{3D}) reads as follows: the equation is defined for any $n \geq 2$ input qubits, in such a way that all gates are controlled by the first $n - 2$ qubits. Similarly to Equation (E_c), for any $\gamma_i \in \mathbb{R}$, there exist $\delta_j \in \mathbb{R}$ such that Equation (E_{3D}) is sound. We ensure that the angles δ_j are uniquely determined by assuming that $\delta_1, \delta_2, \delta_5 \in [0, \pi)$, $\delta_3, \delta_6, \delta_7, \delta_8 \in [0, 2\pi)$, $\delta_4 \in [0, 4\pi)$, if $\delta_3 = 0$ and $\delta_6 \neq 0$ then $\delta_2 = 0$, if $\delta_3 = \pi$ then $\delta_1 = 0$, if $\delta_4 \in \{0, 2\pi\}$ then $\delta_1 = \delta_3 = 0$, if $\delta_4 \in \{\pi, 3\pi\}$ then $\delta_2 = 0$, if $\delta_4 \in \{\pi, 3\pi\}$ and $\delta_3 = 0$ then $\delta_1 = 0$, and if $\delta_6 \in \{0, \pi\}$ then $\delta_5 = 0$.

essentially terminates the proof:

$$\begin{aligned}
& \overline{P(\varphi_1)} \overline{P(\varphi_2)} \stackrel{(H^2)}{=} \overline{H} \overline{H} \overline{P(\varphi_1)} \overline{H} \overline{H} \overline{P(\varphi_2)} \overline{H} \overline{H} \\
& \stackrel{(1)(S_{2\pi})(S_+)}{=} \overline{H} \overline{R_X(\varphi_1)} \overline{R_X(\varphi_2)} \overline{H} \\
& \stackrel{(P_0)}{=} \overline{H} \overline{R_X(\varphi_1)} \overline{P(0)} \overline{R_X(\varphi_2)} \overline{H} \\
& \stackrel{(E)}{=} \overline{H} \overline{P(\beta_1)} \overline{R_X(\beta_2)} \overline{P(\beta_3)} \overline{H} \\
& \stackrel{(E)}{=} \overline{H} \overline{R_X(\varphi_1 + \varphi_2)} \overline{P(0)} \overline{R_X(0)} \overline{H} \\
& \stackrel{(H^2)(P_0)(S_+)}{=} \overline{H} \overline{R_X(\varphi_1 + \varphi_2)} \overline{H} \\
& \stackrel{(1)(S_{2\pi})(S_+)}{=} \overline{P(\varphi_1 + \varphi_2)}
\end{aligned}$$

Similarly, we can prove Equation (P₋) as follows

$$\begin{aligned}
& \overline{X} \overline{P(\varphi)} \overline{X} \stackrel{(3)(2)}{=} \overline{H} \overline{P(\pi)} \overline{H} \overline{P(\varphi)} \overline{H} \overline{P(\pi)} \overline{H} \\
& \stackrel{(P_+)(P_{2\pi})}{=} \overline{H} \overline{P(\pi)} \overline{H} \overline{P(\varphi)} \overline{H} \overline{P(-\pi)} \overline{H} \\
& \stackrel{(1)(S_{2\pi})(S_+)}{=} \overline{R_X(\pi)} \overline{P(\varphi)} \overline{R_X(-\pi)} \\
& \stackrel{(E)}{=} \overline{P(-\varphi \bmod 2\pi)} \overline{R_X(0)} \overline{P(0)} \\
& \stackrel{(P_{2\pi})(P_+)(S_{2\pi})(S_+)}{=} \overline{P(-\varphi)} \overline{R_X(0)} \overline{P(0)} \\
& \stackrel{(H^2)(P_0)(S_+)(S_{2\pi})}{=} \overline{P(-\varphi)}
\end{aligned}$$

where the application of Equation (E) leads to $\beta_0 = \varphi - \pi \bmod 2\pi$ and $\beta_1 = -\varphi \bmod 2\pi$ because of the restriction $\beta_0, \beta_1 \in [0, 2\pi)$. Fortunately, this is not an issue as we can then use Equation (S_{2π}) and Equation (S₊) for β_0 , and Equation (P_{2π}) and Equation (P₊) for β_1 . \square

Notice that the RHS of (E) is in normal form. Moreover, any 1-qubit circuit can be turned into an Euler-based normal form.

Definition 4 (Normal form). *A normal form is a QC-circuit of the form*

$$\overline{(\beta_0)} \overline{P(\beta_1)} \overline{R_X(\beta_2)} \overline{P(\beta_3)}$$

with parameters satisfying $\beta_0, \beta_1, \beta_3 \in [0, 2\pi)$, $\beta_2 \in [0, \pi]$, and if $\beta_2 \in \{0, \pi\}$ then $\beta_3 = 0$.

Lemma 1. *Any 1-qubit QC-circuit can be put in normal form using the axioms of QC.*

Proof. We introduce a simple procedure that turns any 1-qubit circuit into a circuit in normal form. Starting with a circuit made of \overline{H} , $\overline{P(\varphi)}$, and $\overline{\otimes}$, we remove all \overline{H} using (E_H), leading to a circuit that can be described using only $\overline{R_X(\theta)}$, $\overline{P(\varphi)}$ and $\overline{\otimes}$, and satisfying the following properties: (i) each R_X gate has a parameter in $[0, \pi]$, and (ii) each pair of R_X gates is separated with at least one phase gate. We repeatedly use (E) and (P₊) to decrease respectively the number of R_X gates and the total number of gates, while preserving properties (i) and (ii). This leads to a circuit of the form $\overline{P(\gamma_1)} \overline{R_X(\gamma_2)} \overline{P(\gamma_3)}$ up to global phases (and possibly some missing gates that can be trivially added with a 0 parameter). \square

If $\gamma_2 = 0$, one can remove the R_X gate, merge the two phase gates using (P₊) and put back a $R_X(0)$ gate and an $P(0)$ gate. If $\gamma_2 = \pi$, one can introduce a $R_X(-\pi)$ and $R_X(\pi)$ gates at the end of the circuit (which is possible using the axioms of QC) and apply (E) with parameters $\alpha_1 = \pi$, $\alpha_2 = \gamma_3$ and $\alpha_3 = -\pi$. In this particular case $z' = 0$ so $\beta_2 = 0$ and $\beta_3 = 0$. To finish the proof it is sufficient to apply (P₊) and (P_{2π}) to satisfy $\beta_1, \beta_3 \in [0, 2\pi)$; and (S₊) and (S_{2π}) to get a single global phase parametrised with $\beta_0 \in [0, 2\pi)$. Notice that the numbers of steps of the entire procedure is linear in the size of the original circuit except the last stage which consists in putting the parameters β_0, β_1 and β_3 in the appropriate interval which depends on the actual value of the parameters. This last stage can actually be done in a constant number of steps using (E). \square

Lemma 2. *For any unitary $U \in \mathcal{U}_{2 \times 2}(\mathbb{C})$ there exists a unique circuit C in normal form which implements U , i.e. $\llbracket C \rrbracket = U$.*

Proof. The existence can be seen as a direct consequence of universality (Proposition 1) together with Lemma 1. It remains to prove the uniqueness. Let $\beta_0, \beta_1, \beta_3, \beta'_0, \beta'_1, \beta'_3 \in [0, 2\pi)$ and $\beta_2, \beta'_2 \in [0, \pi]$ satisfying the conditions of the normal form and such that

$$\llbracket \overline{(\beta_0)} \overline{P(\beta_1)} \overline{R_X(\beta_2)} \overline{P(\beta_3)} \rrbracket = \llbracket \overline{(\beta'_0)} \overline{P(\beta'_1)} \overline{R_X(\beta'_2)} \overline{P(\beta'_3)} \rrbracket$$

The corresponding unitaries are of the form

$$e^{i\beta_0} \begin{pmatrix} \cos(\frac{\beta_2}{2}) & -ie^{i\beta_1} \sin(\frac{\beta_2}{2}) \\ -ie^{i\beta_3} \sin(\frac{\beta_2}{2}) & e^{i(\beta_1+\beta_3)} \cos(\frac{\beta_2}{2}) \end{pmatrix}$$

which implies the equations

$$\begin{cases} e^{i\beta_0} \cos(\frac{\beta_2}{2}) = e^{i\beta'_0} \cos(\frac{\beta'_2}{2}) \\ e^{i(\beta_0+\beta_1)} \sin(\frac{\beta_2}{2}) = e^{i(\beta'_0+\beta'_1)} \sin(\frac{\beta'_2}{2}) \\ e^{i(\beta_0+\beta_3)} \sin(\frac{\beta_2}{2}) = e^{i(\beta'_0+\beta'_3)} \sin(\frac{\beta'_2}{2}) \end{cases}$$

The first equation gives $\cos(\frac{\beta_2}{2}) = \pm \cos(\frac{\beta'_2}{2})$. By hypothesis, $\beta_2, \beta'_2 \in [0, \pi]$, which implies that $\cos(\frac{\beta_2}{2}), \cos(\frac{\beta'_2}{2}) \geq 0$, so that $\cos(\frac{\beta_2}{2}) = \cos(\frac{\beta'_2}{2})$. Therefore, $\frac{\beta_2}{2} = \pm \frac{\beta'_2}{2} \bmod 2\pi$, and since $\beta_2, \beta'_2 \in [0, \pi]$, it must be the case that $\beta_2 = \beta'_2$. Again, the first equation gives $\beta_0 = \beta'_0 \bmod 2\pi$ and because $\beta_0, \beta'_0 \in [0, 2\pi)$ it must be the case that $\beta_0 = \beta'_0$. Similarly, the second and third equations give $\beta_1 = \beta'_1$ and $\beta_3 = \beta'_3$ respectively. \square

The existence and uniqueness of the normal form ensure the completeness for 1-qubit QC-circuits:

Proposition 3 (1-qubit Completeness). *For any 1-qubit circuits $C_0, C_1 : 1 \rightarrow 1$ s.t. $\llbracket C_0 \rrbracket = \llbracket C_1 \rrbracket$, we have $\text{QC} \vdash C_0 = C_1$.*

Proof. Given $C_0, C_1 : 1 \rightarrow 1$ s.t. $\llbracket C_0 \rrbracket = \llbracket C_1 \rrbracket$, both circuits can be put in normal forms C'_0 and C'_1 respectively. By soundness $\llbracket C'_0 \rrbracket = \llbracket C'_1 \rrbracket$, so, according to Lemma 2, $C'_0 = C'_1$. \square

n qubits). Moreover, such an alternative interpretation should also conserve the monoidal structure of quantum circuits. Technically speaking, it has to be a functor.

We illustrate with Equation (H²) how an alternative interpretation can be use to prove the necessity of an axiom: Let $\llbracket \cdot \rrbracket_{H^2}$ be inductively defined as follows:

$$\begin{aligned} \llbracket C_2 \circ C_1 \rrbracket_{H^2} &= \llbracket C_1 \otimes C_2 \rrbracket_{H^2} = \max(\llbracket C_2 \rrbracket_{H^2}, \llbracket C_1 \rrbracket_{H^2}) \\ \llbracket \overline{H} \rrbracket_{H^2} &= 1; \quad \text{and } \llbracket g \rrbracket_{H^2} = 0 \text{ for any other generator } g \end{aligned}$$

Note that every axiom of QC acting on at most 1 qubit is sound according to this new interpretation except Equation (H²). Intuitively, Equation (H²) is the only rule acting on at most 1 qubit that transforms a circuit containing some \overline{H} gates into one that contains none. Notice that Equation (E_H) and Equation (E) contain some \overline{H} gates as $\overline{R_X(\theta)}$ is a shortcut notation that contains some (see Equation (I)).

For each axiom we introduce an alternative interpretation which demonstrates its necessity (see Appendix C-B). We explain here the intuition for each axiom and then provide more details regarding the necessity of Equation (E) and Equation (I).

- Equation (S_{2π}) is the only rule acting on 0 qubit that transforms a circuit containing some global phase gates into one that contains none.
- At least one instance of Equation (S₊) with parameter ψ is necessary for each $\psi \in \mathbb{R} \setminus \{2\pi\}$, otherwise there is no equation on 0 qubit that transforms a circuit containing some \odot into one that contains none.
- Equation (H²) is the only rule acting on at most 1 qubit that transforms a circuit containing some \overline{H} gates into one that contains none.
- Equation (P₀) is the only rule acting on at most 1 qubit that does not preserve the parity of the number of \overline{H} and $\overline{P(\varphi)}$ gates.
- Equation (C) is the only rule acting on at most 2 qubits that transforms a circuit containing some \oplus gates into one that contains none.
- Equation (B) is the only rule that does not preserve the parity of the number of \times gates.
- Equation (CZ) is the only rule that does not preserve the parity of the number of \oplus and \times gates.
- Equation (E_H) is the only rule that does not preserve the parity of the number of \overline{H} gates.

Equation (E) represents, in fact, infinitely many equations. It is then of interest to prove the necessity of infinitely many instances of Equation (E). Moreover, Equation (E) is the only equation involving non-trivial, non-linear computations on the angles. In the context of the ZX-calculus [25], the non-linearity was taken as an argument in itself for the necessity of the rule. With the following lemma, which can be seen as an attempt to formalise this argument, we prove that, on the one hand, uncountably many instances of Equation (E) are needed to have completeness, and on the other hand, adding the linear Equations (P₊) and (P₋) does not reduce the number (in terms of cardinality) of instances of Equation (E) needed.

Lemma 6. *Let A be a set of equations consisting of*

- *any set of instances of Equation (E^{*}) of cardinality strictly less than 2^{\aleph_0} (where 2^{\aleph_0} denotes the cardinality of \mathbb{R})*
- *all instances of the other equations of QC*
- *all instances of Equations (P₊) and (P₋).*

Then there exists an instance of Equation (E) which is not a consequence of the equations of A .

Proof. The proof is given in Appendix C-A. □

There is also infinitely many instances of Equation (I). We then need to prove the necessity for every $n \geq 3$. Note that the necessity of all instances of Equation (I) implies that there is no equational theory for vanilla quantum circuits acting on a bounded number of qubits (we discuss this later).

Definition 5 (Alternative Interpretation). *For any $k \in \mathbb{N}$, for any QC-circuit C , let $\llbracket C \rrbracket_k^\sharp \in [0, 2\pi)$ be inductively defined as*

$$\begin{aligned} \llbracket C_2 \circ C_1 \rrbracket_k^\sharp &= \llbracket C_2 \rrbracket_k^\sharp + \llbracket C_1 \rrbracket_k^\sharp \pmod{2\pi} \\ \llbracket C_1 \otimes C_2 \rrbracket_k^\sharp &= \llbracket C_1 \rrbracket_k^\sharp + \llbracket C_2 \rrbracket_k^\sharp \pmod{2\pi} \\ \llbracket \odot \rrbracket_k^\sharp &= 2^k \varphi \pmod{2\pi} \\ \llbracket \overline{H} \rrbracket_k^\sharp &= 2^{k-1} \pi \pmod{2\pi} \\ \llbracket \overline{P(\varphi)} \rrbracket_k^\sharp &= 2^{k-1} \varphi \pmod{2\pi} \\ \llbracket \oplus \rrbracket_k^\sharp &= 2^{k-2} \pi \pmod{2\pi} \\ \llbracket \vdots \rrbracket_k^\sharp &= 0 \\ \llbracket \text{---} \rrbracket_k^\sharp &= 0 \\ \llbracket \times \rrbracket_k^\sharp &= 2^{k-2} \pi \pmod{2\pi} \end{aligned}$$

The alternative interpretation is strongly related to the determinant of the unitary map represented by the circuit, in particular, for any n -qubit circuit C , $\llbracket C \rrbracket_n^\sharp$ is the argument of the determinant of $\llbracket C \rrbracket$. More generally the following property is satisfied:

Proposition 5. *For any n -qubit circuit C and any $k \geq n$,*

$$\det(\llbracket C \rrbracket)^{2^{k-n}} = e^{i\llbracket C \rrbracket_k^\sharp}$$

Proof. By induction on C . The base cases can be checked easily, and the induction step is given by

$$\begin{aligned} \det(\llbracket C_2 \circ C_1 \rrbracket)^{2^{k-n}} &= \det(\llbracket C_2 \rrbracket \circ \llbracket C_1 \rrbracket)^{2^{k-n}} \\ &= \det(\llbracket C_2 \rrbracket)^{2^{k-n}} \det(\llbracket C_1 \rrbracket)^{2^{k-n}} \\ &= e^{i\llbracket C_2 \rrbracket_k^\sharp} e^{i\llbracket C_1 \rrbracket_k^\sharp} \\ &= e^{i\llbracket C_2 \circ C_1 \rrbracket_k^\sharp} \end{aligned}$$

$$\begin{aligned} \det(\llbracket C_1 \otimes C_2 \rrbracket)^{2^{k-n}} &= \det(\llbracket C_1 \rrbracket \otimes \llbracket C_2 \rrbracket)^{2^{k-n}} \\ &= (\det(\llbracket C_1 \rrbracket)^{2^{n_2}} \det(\llbracket C_2 \rrbracket)^{2^{n_1}})^{2^{k-n}} \\ &= \det(\llbracket C_1 \rrbracket)^{2^{k-n_1}} \det(\llbracket C_2 \rrbracket)^{2^{k-n_2}} \\ &= e^{i\llbracket C_1 \rrbracket_k^\sharp} e^{i\llbracket C_2 \rrbracket_k^\sharp} \\ &= e^{i\llbracket C_1 \otimes C_2 \rrbracket_k^\sharp} \end{aligned}$$

□ using $\text{QC}^\perp \vdash C_1 = D(E(C_1)) = D(E(C_2)) = C_2$. Hence, QC^\perp is a complete equational theory for vanilla quantum circuits made of equations acting on a bounded number of qubits, which contradicts Theorem 2. □

Corollary 2. *For any n -qubit circuits C_1, C_2 and any $k \geq n$, if $\llbracket C_1 \rrbracket = \llbracket C_2 \rrbracket$ then $\llbracket C_1 \rrbracket_k^\# = \llbracket C_2 \rrbracket_k^\#$.*

Notice that Corollary 2 does not apply when $k < n$, in particular

$$\llbracket \overline{\text{---}}_{P(2\pi)} : n \rightarrow n \rrbracket_{n-1}^\# = \pi \neq 0 = \llbracket \text{---}^{\otimes n} \rrbracket_{n-1}^\#$$

Hence, it provides an alternative interpretation to demonstrate that, roughly speaking, completeness requires rules acting on an unbounded of qubits:

Theorem 2. *There is no complete equational theory for QC-circuits made of equations acting on a bounded number of qubits. More precisely any complete equational theory for n -qubit QC-circuits has at least one rule acting on n qubits.*

Proof. Any equational theory A (sound with respect to $\llbracket \cdot \rrbracket$) made of rules acting on at most $n - 1$ qubits is sound with respect to $\llbracket \cdot \rrbracket_{n-1}^\#$, thanks to Corollary 2. However, we have

$\llbracket \overline{\text{---}}_{P(2\pi)} : n \rightarrow n \rrbracket_{n-1}^\# = \pi$ and $\llbracket \text{---}^{\otimes n} \rrbracket_{n-1}^\# = 0$, so the equation $\overline{\text{---}}_{P(2\pi)} = \text{---}^{\otimes n}$ cannot be derived from A . Thus A is not complete. □

Theorem 2 demonstrates that any complete equational theory for QC-circuits acts on an unbounded number of qubits. Note that this central result does not depend on the particular generators used to define QC-circuits, and applies to any universal gate set made of unitaries acting on a bounded number of qubits:

Corollary 3. *Given a universal language for quantum circuits generated by unitary gates acting on a bounded number of qubits, there is no complete equational theory made of equations acting on a bounded number of qubits.*

Proof. Let QC^* be a prop generated by gates acting on a bounded number of qubits, and $\llbracket \cdot \rrbracket^* : \mathbb{C}^{\{0,1\}^n} \rightarrow \mathbb{C}^{\{0,1\}^n}$ its semantics defining a universal language for unitary quantum circuits. By universality, for any generator g of QC there exists a QC^* -circuit $E(g)$ such that $\llbracket g \rrbracket = \llbracket E(g) \rrbracket^*$. Similarly, for any generator g of QC^* there exists a QC -circuit $D(g)$ such that $\llbracket g \rrbracket^* = \llbracket D(g) \rrbracket$. E and D can be straightforwardly extended to prop functors between QC -circuits and QC^* -circuits. Suppose for the sake of contradiction that there is a complete equational theory QC^* made of equations acting on a bounded number of qubits for QC^* -circuits. We construct an equational theory QC^\perp for QC -circuits in two steps: (i) for any generator g of QC we add an axiom $D(E(g)) = g$, which implies $\text{QC}^\perp \vdash D(E(C)) = C$ for any QC -circuit C ; and (ii) for any axiom $C_1 = C_2$ of QC^* we add an axiom $D(C_1) = D(C_2)$, which implies $\text{QC}^\perp \vdash D(C_1) = D(C_2)$ whenever $\llbracket C_1 \rrbracket^* = \llbracket C_2 \rrbracket^*$. This construction ensures that QC^\perp is complete for QC -circuits. Indeed, given two QC -circuits C_1, C_2 such that $\llbracket C_1 \rrbracket = \llbracket C_2 \rrbracket$ (and so $\llbracket E(C_1) \rrbracket^* = \llbracket E(C_2) \rrbracket^*$) we can then derive C_1 into C_2

Theorem 2 directly implies the necessity of Equation (I) for any $n \geq 3$.

Notice that, as Equation (I) for $n = 4$ involves Clifford+T circuits (all phase gates have parameter multiple of $\pi/4$), an interesting consequence of Corollary 2 is that a complete equational theory for Clifford+T quantum circuits must contain at least one equation acting on 4 qubits. This implies that the equational theory for 2-qubit Clifford+T quantum circuits from [5] is not complete for Clifford+T quantum circuits acting on 3 or more qubits. More generally, we have the following corollary.

Corollary 4. *Any complete equational theory for the fragment of vanilla quantum circuits where all phase gates have parameter multiple of $\pi/2^n$, contains at least one equation acting on $n + 2$ qubits.*

Proof. In Equation $\overline{\text{---}}_{P(2\pi)} = \text{---}^{\otimes n+2}$, all phase gates have parameter $\pm\pi/2^n$. This equation is not sound according to $\llbracket \cdot \rrbracket_{n+1}^\#$. Thanks to Corollary 2, all sound equations acting on strictly less than $n + 2$ qubits are also sound according to $\llbracket \cdot \rrbracket_{n+1}^\#$. Hence $\overline{\text{---}}_{P(2\pi)} = \text{---}^{\otimes n+2}$ is not derivable using equations acting on strictly less than $n + 2$ qubits. □

Theorem 3 (Minimality). *The equational theory QC is minimal for QC-circuits, i.e. none of its equations can be derived from the others.*

Proof. The necessity of Equation (E) is a direct consequence of Lemma 6. The necessity of Equation (I) is stated as Theorem 2. The necessity of the remaining axioms is proved in Appendix C-B. □

V. AN ALTERNATIVE MINIMAL EQUATIONAL THEORY FOR VANILLA QUANTUM CIRCUITS

In [25], the author introduced in the context of the ZX-calculus a variant of the Euler decomposition rule, which can be stated as Equation (E') depicted below in the quantum circuit formalism. He showed, in the context of the ZX-calculus, that the standard Euler decomposition rule as well as the Euler decomposition of Hadamard can be derived from this new rule. Following this approach, we consider the alternative equational theory QC' for vanilla quantum circuits where the two equations

$$\text{---} \overline{H} \text{---} = \text{---} \overline{P(\frac{\pi}{2})} \text{---} \overline{R_X(\frac{\pi}{2})} \text{---} \overline{P(\frac{\pi}{2})} \text{---} \quad (\text{E}_H)$$

$$\text{---} \overline{R_X(\alpha_1)} \text{---} \overline{P(\alpha_2)} \text{---} \overline{R_X(\alpha_3)} \text{---} = \text{---} \overline{\beta_0} \text{---} \overline{P(\beta_1)} \text{---} \overline{R_X(\beta_2)} \text{---} \overline{P(\beta_3)} \text{---} \quad (\text{E})$$

of QC are replaced by

$$\text{---} \overline{P(\varphi_1)} \text{---} \overline{P(\varphi_2)} \text{---} = \text{---} \overline{P(\varphi_1 + \varphi_2)} \text{---} \quad (\text{P}_+)$$

$$\text{---} \overline{R_X(\alpha'_1)} \text{---} \overline{H} \text{---} \overline{R_X(\alpha'_3)} \text{---} = \text{---} \overline{\beta'_0} \text{---} \overline{P(\beta'_1)} \text{---} \overline{R_X(\beta'_2)} \text{---} \overline{P(\beta'_3)} \text{---} \quad (\text{E}')$$

and show that this also leads to a complete and minimal equational theory for vanilla quantum circuits.

Interestingly, the new version of the Euler-decomposition rule (Equation (E')) involves one less parameter, and thus the angle calculation is simpler.

For any angles $\alpha'_1, \alpha'_3 \in \mathbb{R}$ the angles $\beta'_0, \beta'_1, \beta'_2, \beta'_3$ are restricted to $[0, 2\pi)$ and are computed by taking $\alpha_1 = \alpha'_1 + \frac{\pi}{2}$, $\alpha_2 = \frac{\pi}{2}$, $\alpha_3 = \alpha'_3 + \frac{\pi}{2}$, $\beta'_i = \beta_i$ for $i \in \{1, 2, 3\}$ and $\beta'_0 = \beta_0 + \frac{\pi}{4}$ in Equation (E), which leads to

$$z := -\sin\left(\frac{\alpha'_1 + \alpha'_3}{2}\right) + i \cos\left(\frac{\alpha'_1 - \alpha'_3}{2}\right)$$

$$z' := \cos\left(\frac{\alpha'_1 + \alpha'_3}{2}\right) - i \sin\left(\frac{\alpha'_1 - \alpha'_3}{2}\right)$$

If $z' = 0$ then $\beta'_0 := \frac{\pi}{2} - \arg(z)$, $\beta'_1 := 2 \arg(z)$, $\beta'_2 := 0$ and $\beta'_3 := 0$. If $z = 0$ then $\beta'_0 := \frac{\pi}{2} - \arg(z')$, $\beta'_1 := 2 \arg(z')$, $\beta'_2 := \pi$ and $\beta'_3 := 0$. Otherwise $\beta'_0 := \frac{\pi}{2} - \arg(z)$, $\beta'_1 := \arg(z) + \arg(z')$, $\beta'_2 := 2 \arg\left(i + \left|\frac{z}{z'}\right|\right)$ and $\beta'_3 := \arg(z) - \arg(z')$.

We show that the Clifford fragment (restricting the parameters of the phase gates to be multiples of $\frac{\pi}{2}$) is closed under Equation (E'), which is not the case for Equation (E):

Proposition 6. *The Clifford fragment is closed under Equation (E'), i.e. $\alpha'_i = 0 \pmod{\frac{\pi}{2}}$ for $i \in \{1, 3\}$ if and only if $\beta'_i = 0 \pmod{\frac{\pi}{2}}$ for $i \in \{1, 2, 3\}$.*

Proof. The proof is given in Appendix D-B. \square

To prove the completeness of the alternative equational theory QC' for vanilla quantum circuits, we simply derive all equations of QC .

Theorem 4. *The equational theory QC' is complete for QC -circuits.*

Proof. It is sufficient to prove Equation (E_H) and Equation (E) in QC' . The other equations of QC are also in QC' . Equation (E_H) can be easily proved by taking $\alpha'_1 = \alpha'_3 = 0$ in Equation (E'). The proof of Equation (E) needs a more precise analysis, which was first done in [25]. The details are given in Appendix D-A. \square

Proposition 7. *An infinite number of instances of Equation (E') are necessary in QC' .*

Proof. Similarly to Equation (E) in QC , one needs a set of instances of Equation (E') of the cardinality of \mathbb{R} to have completeness. Indeed, this is a consequence of Lemma 6, and of the fact that each instance of Equation (E') can be derived from a single instance of Equation (E) (by taking $\alpha_1 = \alpha'_1 + \pi/2$, $\alpha_2 = \pi/2$ and $\alpha_3 = \alpha'_3 + \pi/2$). \square

This gives the necessity of Equation (E'). All the other axioms can also be proved necessary, leading to the minimality of QC' .

Theorem 5 (Minimality). *The equational theory QC' is minimal for QC -circuits.*

Proof. The necessity arguments for Equations (S_{2π}), (S₊), (H²), (C), (B), (CZ) and (I) in QC remain true in QC' . Equation (P₀) is the only axiom acting on at most one qubit that does not preserve the presence of phase gates. Equation (P₊) is the only rule of QC' that does not remain in the Clifford fragment (see Proposition 6). The necessity of Equation (E') is proved in Proposition 7. \square

VI. QUANTUM CIRCUITS EXTENSIONS

A. Vanilla quantum circuits up to global phases

The proof of the necessity of axioms acting on an unbounded number of qubits (Theorem 2) in QC is closely related to the determinant of $\llbracket C \rrbracket$, which is sensitive to the global phase. So, it may be the case that, if we consider quantum circuits up to global phases, then it could exist an equational theory whose axioms act on a bounded number of qubits. In this section we answer this question by the negative by reinforcing Theorem 2.

Definition 6 (Vanilla quantum circuits up to global phases). *Let $\text{QC}_{\text{gp-free}}$ be the prop of quantum circuits up to global phases generated by $\text{H}^- : 1 \rightarrow 1$, $\text{P}(\varphi)^- : 1 \rightarrow 1$ for any $\varphi \in \mathbb{R}$ and $\text{H}^+ : 2 \rightarrow 2$.*

One could interpret $\text{QC}_{\text{gp-free}}$ -circuits as unitaries up to global phases by defining equivalence classes. Instead, we equivalently interpret $\text{QC}_{\text{gp-free}}$ -circuits as CPTP maps, which are not sensitive to global phases.

Definition 7 (Semantics). *For any n -qubit $\text{QC}_{\text{gp-free}}$ -circuit C , let $\llbracket C \rrbracket : \mathcal{M}_{2^n}(\mathbb{C}) \rightarrow \mathcal{M}_{2^n}(\mathbb{C})$ be the semantics of C inductively defined as the linear map $\llbracket C_2 \circ C_1 \rrbracket = \llbracket C_2 \rrbracket \circ \llbracket C_1 \rrbracket$; $\llbracket C_1 \otimes C_2 \rrbracket = \llbracket C_1 \rrbracket \otimes \llbracket C_2 \rrbracket$; and $\llbracket g \rrbracket = \rho \mapsto \llbracket g \rrbracket \rho \llbracket g \rrbracket^\dagger$ for every generator g , where M^\dagger is the adjoint of the matrix M .*

We consider the equational theory $\text{QC}_{\text{gp-free}}$, depicted in Figure 1, obtained from QC by applying $(\cdot)^{\text{gp-free}}$ which consists in removing the phase gates (P), to every circuit involved. Notice that the equations Equation (S_{2π}) and Equation (S₊) are then trivialised. With a slight abuse of notation we use H^- to denote $(\text{H}^-)^{\text{gp-free}} = \text{H}^- \text{P}(\theta) \text{H}^-$. The equational theory $\text{QC}_{\text{gp-free}}$ is sound with respect to $(\cdot)^{\text{gp-free}}$.

Corollary 5 (Completeness). *The equational theory $\text{QC}_{\text{gp-free}}$ is complete for $\text{QC}_{\text{gp-free}}$ -circuits.*

Proof. Let C_1, C_2 be $\text{QC}_{\text{gp-free}}$ -circuits such that $\llbracket C_1 \rrbracket = \llbracket C_2 \rrbracket$. Then, there exists $\varphi \in \mathbb{R}$ such that $\llbracket C_1 \rrbracket = \llbracket \text{P}(\varphi) \otimes C_2 \rrbracket$, considering C_1 and C_2 as QC -circuits. By completeness of QC we have a derivation of $C_1 = \text{P}(\varphi) \otimes C_2$ in QC . We turn it into a derivation of $C_1 = C_2$ in $\text{QC}_{\text{gp-free}}$ by replacing every application of a rule of QC by its corresponding one in $\text{QC}_{\text{gp-free}}$ and by removing the trivialised applications of Equations (S_{2π}) and (S₊). \square

Corollary 6 (Minimality). *The equational theory $\text{QC}_{\text{gp-free}}$ is minimal for $\text{QC}_{\text{gp-free}}$ -circuits.*

Proof. Suppose for the sake of contradiction that there is an axiom (a) of the form $C_1 = C_2$ in $\text{QC} \setminus \{(S_{2\pi}), (S_+)\}$

s.t. the corresponding axiom $(a_{\text{gp-free}}) C_1^{\text{gp-free}} = C_2^{\text{gp-free}}$ is derivable in $\text{QC}_{\text{gp-free}} \setminus (a_{\text{gp-free}})$. We construct from this derivation a derivation of $C_1 = C_2$ in $\text{QC} \setminus (a)$, by applying the corresponding axioms when it is possible. Otherwise we introduce, thanks to $(S_{2\pi})$ and (S_+) , the missing phases of the form \oplus together with their dual \ominus . There might be some extra phases in the final circuit that can be removed by completeness of $(S_{2\pi})$ and (S_+) for 0-qubit circuits. \square

Proposition 8. *There is no complete equational theory for quantum circuits up to global phases made of equations acting on a bounded number of qubits.*

Proof. Suppose for the sake of contradiction that there is a complete equational theory $\text{QC}_{\text{gp-free}}^\perp$ for $\text{QC}_{\text{gp-free}}$ -circuits made of equations acting on a bounded number of qubits. Then we could construct one for QC -circuits. The construction goes as follows: for each axiom $C_1 = C_2$ of $\text{QC}_{\text{gp-free}}^\perp$, make the equation sound for $\llbracket \cdot \rrbracket$ by adding a global phase \oplus to C_2 , leading to axiom $C_1 = \oplus \otimes C_2$. Then we add Equations $(S_{2\pi})$ and (S_+) , which are complete for QC -circuits acting on zero qubit. This would lead to a complete equational theory for QC -circuits made of equations acting on a bounded number of qubits, which is impossible according to Theorem 2. \square

B. Quantum circuits with ancillae

In this section we consider quantum circuits implementing isometries⁵ using ancillary qubits, a.k.a. ancillae, as additional work space. This extension allows one to initialise fresh qubits in the $|0\rangle$ -state and to release qubits when they become useless. Note that to guarantee that the overall evolution is an isometry, one can only release a qubit in the $|0\rangle$ -state.

Following [9], we define quantum circuits with ancillae as the circuits generated by $\llbracket \cdot \rrbracket$, $\llbracket P(\varphi) \rrbracket$, \oplus and \ominus together with two new generators \vdash and \dashv , respectively denoting qubit initialisation and qubit destruction. Because of the constraint that removed qubits must be in the $|0\rangle$ -state, we define the language of quantum circuits with ancillae in two steps.

Definition 8 (Quantum circuits with ancillae). *Let $\text{QC}_{\text{pre-ancilla}}$ be the prop of quantum circuits with ancillae generated by $\oplus : 0 \rightarrow 0$, $\llbracket H \rrbracket : 1 \rightarrow 1$, $\llbracket P(\varphi) \rrbracket : 1 \rightarrow 1$, $\oplus : 2 \rightarrow 2$, $\vdash : 0 \rightarrow 1$ and $\dashv : 1 \rightarrow 0$ for any $\varphi \in \mathbb{R}$.*

Definition 9 (Semantics). *We extend the semantics $\llbracket \cdot \rrbracket$ of vanilla quantum circuits (see Definition 3) with $\llbracket \vdash \rrbracket = |0\rangle$ and $\llbracket \dashv \rrbracket = \langle 0|$.*

Notice that the semantics of a $\text{QC}_{\text{pre-ancilla}}$ -circuit is not necessarily an isometry as $\llbracket \dashv \rrbracket$ is not isometric. As a consequence, we define $\text{QC}_{\text{ancilla}}$ as the subclass of $\text{QC}_{\text{pre-ancilla}}$ -circuits with an isometric semantics.

Definition 10 (Quantum circuits with ancillae). *Let $\text{QC}_{\text{ancilla}}$ be the sub-prop of $\text{QC}_{\text{pre-ancilla}}$ -circuits C such that $\llbracket C \rrbracket$ is an isometry.*

⁵An isometry is a linear map V s.t. $V^\dagger \circ V$ is the identity.

The three following sound equations reveal the behaviour of the new generators.

$$\vdash = \square \quad (\text{A})$$

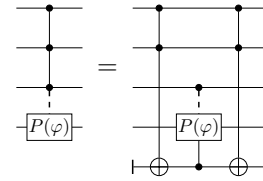
$$\llbracket P(\varphi) \rrbracket = \vdash \quad (\text{AP})$$

$$\vdash \oplus = \vdash \quad (\text{ACX})$$

It as been shown in [9] that the addition of those three equations is sufficient to get the completeness for quantum circuits with ancillae.

Theorem 6 (Completeness [9]). *Adding Equations (A), (AP) and (ACX) to a complete equational theory for vanilla quantum circuits leads to a complete equational theory for quantum circuits with ancillae.*

It turns out that all instances of Equation (I) for $n > 3$ are derivable from the other equations within this new model. This result has been proved in [9]⁶ and is a consequence of the fact that, using ancillae, multi-controlled operations can be provably⁷ expressed as follows.



Moreover the remaining instance of Equation (I) acting on $n = 3$ qubits can be replaced by the following (more elementary) equation (cf. Appendix A-C).

$$\text{Diagram} = \text{Diagram} \quad (5\text{CX})$$

This leads to the complete equational theory $\text{QC}_{\text{ancilla}}$ (resp. $\text{QC}'_{\text{ancilla}}$) for quantum circuits with ancillae composed of the equations of QC (resp. QC') together with Equations (A), (AP), (ACX), and where Equation (I) is replaced by Equation (5CX). It is remarkable that, in the presence of ancillae, all equations act on a bounded number of qubits while in the case of vanilla quantum circuits, an equation acting on n qubits is necessary for any $n \in \mathbb{N}$ (see Theorem 2).

It turns out that, in these more expressive settings, most of the necessity arguments given for QC (cf. Theorem 3) do not hold anymore, especially because of the fact that one can create new wires using Equation (A) and then apply equations acting on more qubits. In fact, some rules of the equational theories $\text{QC}_{\text{ancilla}}$ and $\text{QC}'_{\text{ancilla}}$ can even be derived from the others.

⁶More precisely, the inductive proof of Equation (E_{3D}) from its 3-qubit case, given in Appendix E.3 of [9], can be trivially adapted into a proof of Equation (I).

⁷The proof of such equations is done using QC_{old} . However, the proof also holds using QC_3 as Equation (E_{3D}) is not used and all the other equations of QC_{old} are provable in QC_3 .

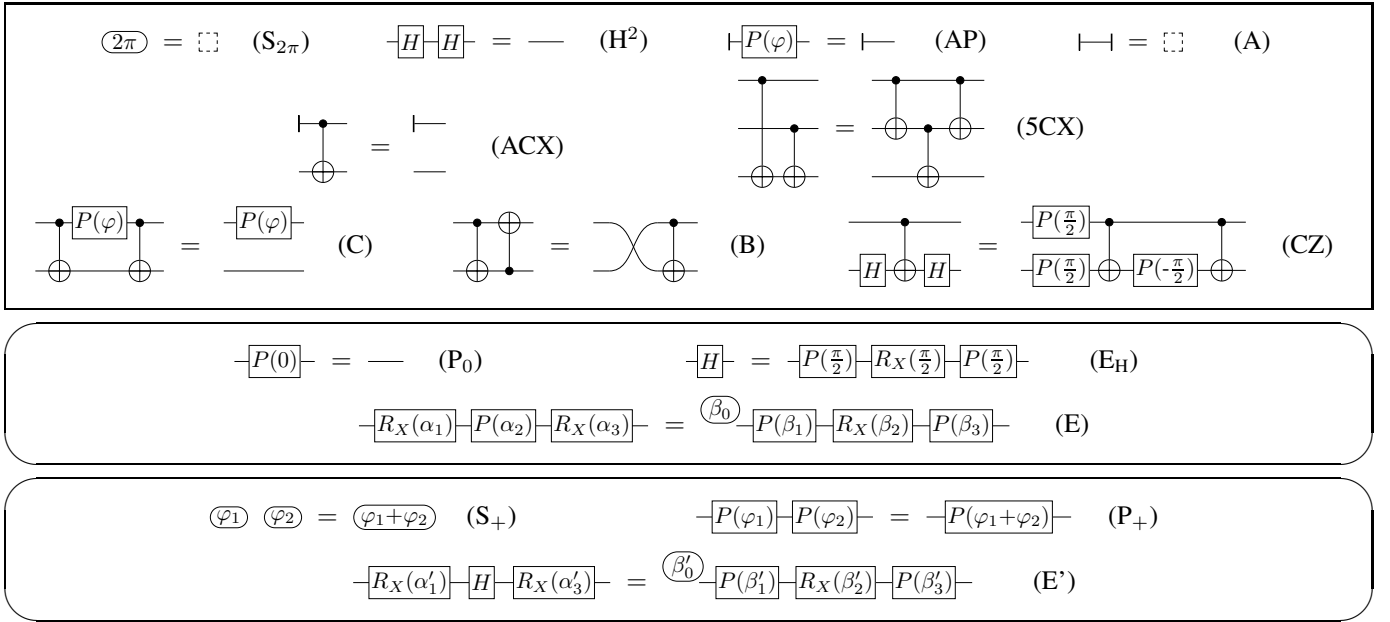


Fig. 5: The equational theory $\text{QC}_{\text{ancilla}}$ (resp. $\text{QC}'_{\text{ancilla}}$) is depicted by the top box together with the first (resp. second) rounded box.

Proposition 9. Equation (P₀) can be derived from the other equations of $\text{QC}'_{\text{ancilla}}$. □

Proof.

$$\begin{aligned}
& \text{---} \stackrel{(\text{H}^2)}{=} \boxed{-H} \boxed{-H} \stackrel{(\text{A})}{=} \text{---} \stackrel{(\text{ACX})}{=} \boxed{-H} \oplus \boxed{-H} \\
& \stackrel{(\text{CZ})}{=} \boxed{-P(\frac{\pi}{2})} \oplus \boxed{-P(-\frac{\pi}{2})} \stackrel{(\text{AP})(\text{ACX})}{=} \boxed{-P(\frac{\pi}{2})} \oplus \boxed{-P(-\frac{\pi}{2})} \\
& \stackrel{(\text{A})}{=} \boxed{-P(\frac{\pi}{2})} \boxed{-P(-\frac{\pi}{2})} \stackrel{(\text{P}_+)}{=} \boxed{-P(0)}
\end{aligned}$$

Proposition 10. Equation (S₊) can be derived from the other equations of $\text{QC}_{\text{ancilla}}$.

Proof.

$$\begin{aligned}
& \boxed{\varphi_1} \boxed{\varphi_2} \stackrel{(\text{A})}{=} \text{---} \stackrel{(\text{AP})}{=} \boxed{-P(-2\varphi_1)} \boxed{-P(-2\varphi_2)} \text{---} \\
& \stackrel{(\text{H}^2)(\text{P}_0)}{=} \boxed{-H} \boxed{-H} \boxed{-P(-2\varphi_1)} \boxed{-H} \boxed{-P(0)} \boxed{-H} \boxed{-P(-2\varphi_2)} \boxed{-H} \boxed{-H} \text{---} \\
& \stackrel{(1)}{=} \boxed{-H} \boxed{-R_X(-2\varphi_1)} \boxed{-P(0)} \boxed{-R_X(-2\varphi_2)} \boxed{-H} \text{---} \\
& \stackrel{(\text{E})}{=} \boxed{-H} \stackrel{(\beta_0)}{\circlearrowleft} \boxed{-P(\beta_1)} \boxed{-R_X(\beta_2)} \boxed{-P(\beta_3)} \boxed{-H} \text{---} \\
& \stackrel{(\text{E})}{=} \boxed{-H} \boxed{-R_X(-2(\varphi_1+\varphi_2))} \boxed{-P(0)} \boxed{-R_X(-4\pi)} \boxed{-H} \text{---} \\
& \stackrel{(1)}{=} \boxed{-H} \boxed{-H} \stackrel{(\varphi_1+\varphi_2) \ 2\pi}{=} \boxed{-P(-2(\varphi_1+\varphi_2))} \boxed{-H} \boxed{-P(0)} \boxed{-H} \boxed{-P(-4\pi)} \boxed{-H} \boxed{-H} \text{---} \\
& \stackrel{(\text{H}^2)(\text{P}_0)}{=} \boxed{-P(-2(\varphi_1+\varphi_2))} \boxed{-P(-4\pi)} \text{---} \stackrel{(\text{AP})(\text{A})}{=} \boxed{\varphi_1+\varphi_2} \stackrel{2\pi}{=} \stackrel{(\text{S}_{2\pi})}{=} \boxed{\varphi_1+\varphi_2}
\end{aligned}$$

C. Quantum circuits with discard

In this section we consider quantum circuits with discard, which are universal for CPTP maps. This extension enables one to trace out qubits. Contrary to quantum circuits with ancillae, any qubit can be discarded whatever its state is.

Following [9], we define quantum circuits with discard as the circuits generated by $\boxed{-H}$, $\boxed{-P(\varphi)}$ and \oplus together with two new generators \vdash and \dashv , respectively denoting qubit initialisation and qubit discarding.

□

Definition 11 (Quantum circuits with discard). Let $\text{QC}_{\text{discard}}$ be the prop of quantum circuits with discard generated by $\boxed{-H} : 1 \rightarrow 1$, $\boxed{-P(\varphi)} : 1 \rightarrow 1$, $\oplus : 2 \rightarrow 2$, $\vdash : 0 \rightarrow 1$ and $\dashv : 1 \rightarrow 0$ for any $\varphi \in \mathbb{R}$.

The ability to discard qubits implies that the evolution represented by such a circuit is not pure anymore. As a consequence, the semantics is a completely positive trace-preserving (CPTP) map acting on density matrices (trace-1 positive semi-definite Hermitian matrices). Formally, the new semantics is defined as follows.

Definition 12 (Semantics). For any quantum $\text{QC}_{\text{discard}}$ -circuit $C : n \rightarrow m$, let $\llbracket C \rrbracket : \mathcal{M}_{2^n, 2^n}(\mathbb{C}) \rightarrow \mathcal{M}_{2^m, 2^m}(\mathbb{C})$ be the semantics of C inductively defined as the linear map $\llbracket C_2 \circ C_1 \rrbracket = \llbracket C_2 \rrbracket \circ \llbracket C_1 \rrbracket$; $\llbracket C_1 \otimes C_2 \rrbracket = \llbracket C_1 \rrbracket \otimes \llbracket C_2 \rrbracket$; $\llbracket \vdash \rrbracket = \rho \mapsto \text{tr}(\rho)$ and for any other generator g , $\llbracket g \rrbracket = \rho \mapsto \llbracket g \rrbracket \rho \llbracket g \rrbracket^\dagger$, where $\text{tr}(M)$ is the trace of the matrix M and M^\dagger its adjoint.

Notice that the global phase generator \oplus is not part of the prop anymore. If it were, its interpretation would be $\llbracket \oplus \rrbracket = \rho \mapsto \llbracket \oplus \rrbracket \rho \llbracket \oplus \rrbracket^\dagger = e^{i\varphi} \rho e^{-i\varphi} = \rho$, which is the same as

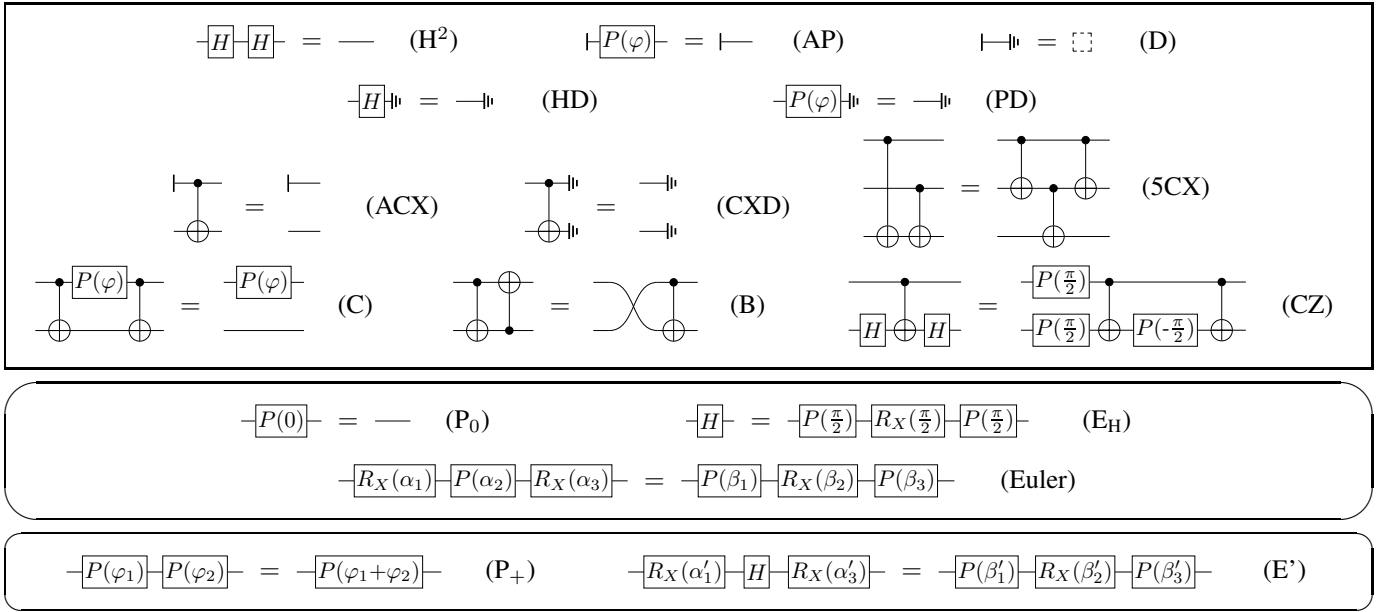


Fig. 6: The equational theory $\text{QC}_{\text{discard}}$ (resp. $\text{QC}'_{\text{discard}}$) is depicted by the top box together with the first (resp. second) rounded box.

that of the empty circuit. Thus, similarly to quantum circuits up to global phases, the X-rotation is defined as $\overline{R_X(\theta)} := \overline{H} \overline{P(\theta)} \overline{H}$ (the same definition as Figure 2 but without the global phase).

There exist constructions [16, 8] to turn any complete equational theory for quantum circuits into complete equational theory for circuit with discard (see [9] for details).

Concretely, we consider the six following sound equations that captures the behaviour of the new generators:

$$\vdash \! \! \! \dashv \! \! \! \dashv = \boxed{} \quad (\text{D})$$

$$\vdash \overline{P(\varphi)} = \vdash \quad (\text{AP})$$

$$\begin{array}{c} \bullet \\ | \\ \oplus \end{array} = \begin{array}{c} \vdash \\ \hline \end{array} \quad (\text{ACX})$$

$$\overline{H} \! \! \! \dashv \! \! \! \dashv = \! \! \! \dashv \! \! \! \dashv \quad (\text{HD})$$

$$\overline{P(\varphi)} \! \! \! \dashv \! \! \! \dashv = \! \! \! \dashv \! \! \! \dashv \quad (\text{PD})$$

$$\begin{array}{c} \bullet \\ | \\ \oplus \end{array} \! \! \! \dashv \! \! \! \dashv = \! \! \! \dashv \! \! \! \dashv \quad (\text{CXD})$$

The addition of those six equations is sufficient to get the completeness for quantum circuits with discard:

Theorem 7 (Completeness [9]). *Adding Equations (D), (AP), (ACX), (HD), (PD) and (CXD) to a complete equational theory for vanilla quantum circuits up to global phases leads to a complete equational theory for quantum circuits with discard.*

The derivations done with $\text{QC}_{\text{ancilla}}$ -circuits are also true for $\text{QC}_{\text{discard}}$ -circuits (just replace the instance of Equation (A)

by Equation (D)). Thus, Equation (I) can be completely removed if we add Equation (5CX). This leads to the complete equational theory $\text{QC}_{\text{discard}}$ (resp. $\text{QC}'_{\text{discard}}$) for quantum circuits with discard, composed of the equations of QC (resp. QC') together with Equations (D), (AP), (ACX), (HD), (PD), (CXD), and where Equation (I) is replaced by Equation (5CX). Again, in these more expressive settings, most of the necessity arguments given for QC (cf. Theorem 3) do not hold anymore and some additional rules can be derived from the others (cf. Proposition 10 and Proposition 9).

ACKNOWLEDGEMENTS

The authors want to thank Nathan Claudet and Renaud Vilmart for fruitful discussions. This work is supported by the *Plan France 2030* through the PEPR integrated project EPiQ ANR-22-PETQ-0007 and the HQI platform ANR-22-PNCQ-0002; and by the European projects NEASQC and HPCQS.

REFERENCES

- [1] Matthew Amy, Jianxin Chen, and Neil J. Ross. A finite presentation of CNOT-dihedral operators. *Electronic Proceedings in Theoretical Computer Science*, 266:84–97, February 2018. URL: <https://doi.org/10.4204/eptcs.266.5>, doi:10.4204/eptcs.266.5.
- [2] Miriam Backens, Simon Perdrix, and Quanlong Wang. A simplified stabilizer zx-calculus. In Ross Duncan and Chris Heunen, editors, *Proceedings 13th International Conference on Quantum Physics and Logic, QPL 2016, Glasgow, Scotland, 6-10 June 2016*, volume 236 of *EPTCS*, pages 1–20, 2016. doi:10.4204/EPTCS.236.1.
- [3] Miriam Backens, Simon Perdrix, and Quanlong Wang. Towards a minimal stabilizer zx-calculus. *Log. Methods Comput. Sci.*, 16(4), 2020. doi:10.23638/LMCS-16(4:19)2020.

- [4] Adriano Barenco, Charles H. Bennett, Richard Cleve, David P. DiVincenzo, Norman Margolus, Peter Shor, Tycho Sleator, John A. Smolin, and Harald Weinfurter. Elementary gates for quantum computation. *Physical Review A*, 52(5):3457–3467, November 1995. arXiv:quant-ph/9503016, doi:10.1103/physreva.52.3457.
- [5] Xiaoning Bian and Peter Selinger. Generators and relations for 2-qubit Clifford+T operators. *arXiv preprint arXiv:2204.02217*, 2022.
- [6] Xiaoning Bian and Peter Selinger. Generators and relations for 3-qubit Clifford+CS operators. *arXiv preprint arXiv:2306.08530*, 2023.
- [7] Titouan Carette and Emmanuel Jeandel. A recipe for quantum graphical languages. In Artur Czumaj, Anuj Dawar, and Emanuela Merelli, editors, *47th International Colloquium on Automata, Languages, and Programming (ICALP 2020)*, volume 168 of *Leibniz International Proceedings in Informatics (LIPIcs)*, pages 118:1–118:17, Dagstuhl, Germany, 2020. Schloss Dagstuhl–Leibniz-Zentrum für Informatik. URL: <https://drops.dagstuhl.de/opus/volltexte/2020/12525>, doi:10.4230/LIPIcs.ICALP.2020.118.
- [8] Titouan Carette, Emmanuel Jeandel, Simon Perdrix, and Renaud Vilmart. Completeness of graphical languages for mixed state quantum mechanics. *ACM Transactions on Quantum Computing*, 2(4), dec 2021. doi:10.1145/3464693.
- [9] Alexandre Clément, Noé Delorme, Simon Perdrix, and Renaud Vilmart. Quantum circuit completeness: Extensions and simplifications. *CSL'24 arXiv preprint arXiv:2303.03117*, 2023.
- [10] Alexandre Clément, Nicolas Heurtel, Shane Mansfield, Simon Perdrix, and Benoît Valiron. LO_v-Calculus: A Graphical Language for Linear Optical Quantum Circuits. In Stefan Szeider, Robert Ganian, and Alexandra Silva, editors, *47th International Symposium on Mathematical Foundations of Computer Science (MFCS 2022)*, volume 241 of *Leibniz International Proceedings in Informatics (LIPIcs)*, pages 35:1–35:16, Dagstuhl, Germany, 2022. Schloss Dagstuhl – Leibniz-Zentrum für Informatik. URL: <https://drops.dagstuhl.de/opus/volltexte/2022/16833>, doi:10.4230/LIPIcs.MFCS.2022.35.
- [11] Alexandre Clément, Nicolas Heurtel, Shane Mansfield, Simon Perdrix, and Benoît Valiron. A complete equational theory for quantum circuits. *LICS*, 2023. arXiv:2206.10577.
- [12] Alexandre Clément and Simon Perdrix. PBS-Calculus: A Graphical Language for Coherent Control of Quantum Computations. In Javier Esparza and Daniel Král, editors, *45th International Symposium on Mathematical Foundations of Computer Science (MFCS 2020)*, volume 170 of *Leibniz International Proceedings in Informatics (LIPIcs)*, pages 24:1–24:14, Prague, Czech Republic, August 2020. URL: <https://hal.archives-ouvertes.fr/hal-02929291>, doi:10.4230/LIPIcs.MFCS.2020.24.
- [13] Alexandre Clément and Simon Perdrix. Minimising resources of coherently controlled quantum computations. *arXiv preprint arXiv:2202.05260*, 2022.
- [14] Bob Coecke and Quanlong Wang. ZX-rules for 2-qubit Clifford+T quantum circuits. In *International Conference on Reversible Computation*, pages 144–161. Springer, 2018.
- [15] Amar Hadzihasanovic, Kang Feng Ng, and Quanlong Wang. Two complete axiomatisations of pure-state qubit quantum computing. In Anuj Dawar and Erich Grädel, editors, *Proceedings of the 33rd Annual ACM/IEEE Symposium on Logic in Computer Science*, pages 502–511. ACM, 2018. doi:10.1145/3209108.3209128.
- [16] Mathieu Huot and Sam Staton. Universal properties in quantum theory. In Peter Selinger and Giulio Chiribella, editors, *Proceedings of the 15th International Conference on Quantum Physics and Logic, Halifax, Canada, 3-7th June 2018*, volume 287 of *Electronic Proceedings in Theoretical Computer Science*, pages 213–223, 2019. doi:10.4204/EPTCS.287.12.
- [17] Emmanuel Jeandel, Simon Perdrix, and Renaud Vilmart. A complete axiomatisation of the ZX-calculus for Clifford+T quantum mechanics. In Anuj Dawar and Erich Grädel, editors, *Proceedings of the 33rd Annual ACM/IEEE Symposium on Logic in Computer Science, LICS 2018, Oxford, UK, July 09-12, 2018*, pages 559–568. ACM, 2018. doi:10.1145/3209108.3209131.
- [18] Emmanuel Jeandel, Simon Perdrix, and Renaud Vilmart. Diagrammatic reasoning beyond Clifford+T quantum mechanics. In *Proceedings of the 33rd Annual ACM/IEEE Symposium on Logic in Computer Science*, pages 569–578, 2018.
- [19] Emmanuel Jeandel, Simon Perdrix, and Renaud Vilmart. Completeness of the ZX-Calculus. *Logical Methods in Computer Science*, Volume 16, Issue 2, June 2020. URL: <https://lmcs.episciences.org/6532>, doi:10.23638/LMCS-16(2:11)2020.
- [20] Saunders MacLane. Categorical algebra. *Bulletin of the American Mathematical Society*, 71(1):40–106, 1965.
- [21] Peter Selinger. Generators and relations for n-qubit Clifford operators. *Log. Methods Comput. Sci.*, 11(2), 2015. doi:10.2168/LMCS-11(2:10)2015.
- [22] Borun Shi. Towards minimality of Clifford+T zx-calculus. *Master's thesis University of Oxford*, 2018.
- [23] John van de Wetering and Sal Wolffs. Completeness of the phase-free ZH-calculus. *arXiv preprint arXiv:1904.07545*, 2019.
- [24] Thomas van Ouwerkerk, Aleks Kissinger, and Freek Wiedijk. Investigating the minimality of the ZH-calculus. 2019.
- [25] Renaud Vilmart. A near-minimal axiomatisation of ZX-calculus for pure qubit quantum mechanics. In *2019 34th Annual ACM/IEEE Symposium on Logic in Computer Science (LICS)*, pages 1–10, 2019. doi:10.1109/LICS.2019.8785765.
- [26] Fabio Zanasi. *Interacting Hopf Algebras: the theory of linear systems*. PhD thesis, ENS Lyon, (arXiv preprint arXiv:1805.03032), 2018.

Appendix A: Useful intermediate circuit equations	15
A-A Proof of Lemma 3	15
A-B Intermediate provable equations	16
A-C Proof of Equation (I) on 3 qubits in QC_{ancilla} and QC'_{ancilla}	20
Appendix B: Completeness of QC	21
B-A Proof of Equation (E_n^*)	21
B-B Proof of Equation ($E_{3D}^{\text{phase-free}}$)	29
B-C Proof of Equation (E_{3D})	30
Appendix C: Minimality of QC	33
C-A Proof of Lemma 6	33
C-B Necessity of the remaining axioms	36
Appendix D: Alternative equational theory QC'	38
D-A Proofs of Equations (E_H) and (E)	38
D-B Proof of Proposition 6	39

APPENDIX A
USEFUL INTERMEDIATE CIRCUIT EQUATIONS

A. Proof of Lemma 3

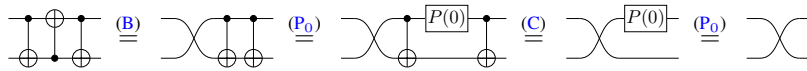
Lemma 3. All the equations of QC_{old} , except Equation (E_{3D}), are derivable in QC_3 .

Proof. The proof that Equation (E_c) can be replaced by Equation (E) is given in Section III-A. The proof of Equations (S_0) and (B') is given below.

Proof of Equation (S_0).

$$\textcircled{1} \stackrel{(S_{2\pi})}{=} \textcircled{1} \stackrel{(S_+)}{=} \textcircled{2\pi} \stackrel{(S_{2\pi})}{=} \textcircled{2\pi} \quad \square$$

Proof of Equation (B').

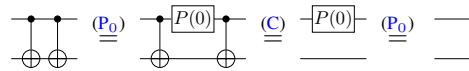


□
□

The proof of Equation (5CX) is given below together with all needed intermediate equations.

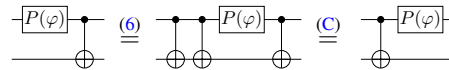
$$\begin{array}{l}
 \begin{array}{c} \bullet \\ \oplus \\ \oplus \end{array} = \text{---} \quad (6) \quad \begin{array}{c} \bullet \\ \oplus \\ \oplus \end{array} \begin{array}{c} \bullet \\ \oplus \\ \oplus \end{array} = \begin{array}{c} \oplus \\ \oplus \\ \oplus \end{array} \begin{array}{c} \bullet \\ \oplus \\ \oplus \end{array} \quad (8) \quad \begin{array}{c} \bullet \\ \oplus \\ \oplus \end{array} = \begin{array}{c} \oplus \\ \oplus \\ \oplus \end{array} \begin{array}{c} \bullet \\ \oplus \\ \oplus \end{array} \quad (10) \\
 \begin{array}{c} \oplus \\ \oplus \end{array} \begin{array}{c} \bullet \\ \oplus \\ \oplus \end{array} = \begin{array}{c} \oplus \\ \oplus \end{array} \begin{array}{c} \bullet \\ \oplus \\ \oplus \end{array} \quad (7) \quad \begin{array}{c} \oplus \\ \oplus \end{array} \begin{array}{c} \bullet \\ \oplus \\ \oplus \end{array} = \begin{array}{c} \oplus \\ \oplus \end{array} \begin{array}{c} \bullet \\ \oplus \\ \oplus \end{array} \quad (9)
 \end{array}$$

Proof of Equation (6).



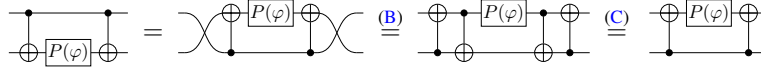
□

Proof of Equation (7).



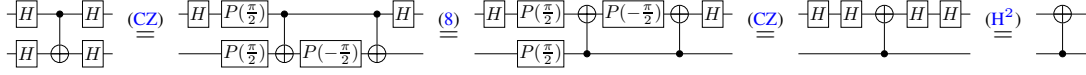
□

Proof of Equation (8).



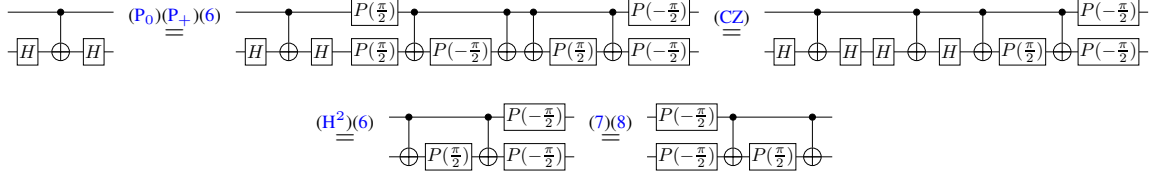
□

Proof of Equation (9).



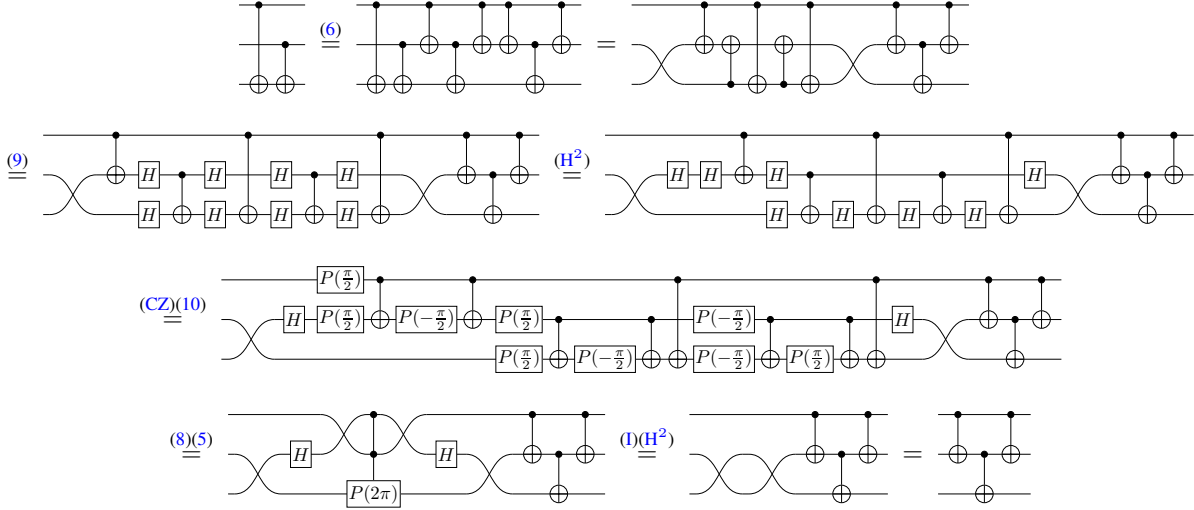
□

Proof of Equation (10).



□

Proof of Equation (5CX).



□

□

B. Intermediate provable equations

In order to prove Equation (E_{3D}) we require a huge amount of intermediate equations, most of which have already been proved in [11] and [9] with the old versions of the equational theory. To use these equations as a step in a derivation in QC, one would need to ensure that there is no circular reasoning, i.e. proving P using Q and then Q using P . As the equational theories of [11] and [9] are not the same as QC, this is not direct and one have to be unambiguous about the dependencies between all the equations.

Lemma 3 ensures that all the results that have previously been proved in [9] and [11] without using Equation (E_{3D}) still hold in QC₃ (and thus in QC). In this section we sum up all such equations that we need and justify that there is no dependencie issue. We also prove some new useful equations.

As the following equations have been proved in [9] and [11] without using Equation (E_{3D}), by Lemma 3, they are also provable in QC₃.

$$\begin{array}{llll}
 \boxed{P(2\pi)} = \text{---} & (P_{2\pi}) & \boxed{X} \boxed{X} = \text{---} & (X^2) & \boxed{Z} = \boxed{P(-\pi)} & (P_{-\pi}) \\
 \boxed{R_X(2\pi)} = \overset{(-\pi)}{\text{---}} & (R_{X2\pi}) & \boxed{Z} \boxed{Z} = \text{---} & (Z^2) & \boxed{P(\varphi_1)} \boxed{P(\varphi_2)} = \boxed{P(\varphi_1 + \varphi_2)} & (P_+)
 \end{array}$$

$$\begin{aligned}
\boxed{R_X(\theta_1)}\boxed{R_X(\theta_2)} &= \boxed{R_X(\theta_1 + \theta_2)} & (\mathbf{R}_{X+}) & \quad \overline{\boxed{R_X(\theta)}} \oplus = \overline{\oplus \boxed{R_X(\theta)}} & (15) & \quad \overline{\boxed{Z}} \oplus = \overline{\oplus \boxed{Z}} & (21) \\
\boxed{X}\boxed{P(\varphi)}\boxed{X} &= \textcircled{\varphi} \boxed{P(-\varphi)} & (\mathbf{P}_-) & \quad \overline{\boxed{X}} \oplus = \overline{\oplus \boxed{X}} & (16) & \quad \overline{\oplus \oplus} = \overline{\oplus \oplus} & (22) \\
\boxed{Z}\boxed{R_X(\theta)}\boxed{Z} &= \boxed{R_X(-\theta)} & (\mathbf{R}_{X-}) & \quad \overline{\boxed{H}} \oplus \overline{\boxed{H}} = \overline{\oplus} & (17) & \quad \overline{\oplus \oplus} = \overline{\oplus \oplus} & (23) \\
\overline{\boxed{H}} &= \overline{\boxed{P(-\frac{\pi}{2})}\boxed{R_X(-\frac{\pi}{2})}\boxed{P(-\frac{\pi}{2})}} & (11) & \quad \overline{\boxed{H}} \oplus \overline{\boxed{H}} = \overline{\oplus} & (17) & \quad \overline{\oplus \oplus} = \overline{\oplus \oplus} & (23) \\
\overline{\boxed{H}} &= \textcircled{\pi/4} \overline{\boxed{R_X(\frac{\pi}{2})}\boxed{P(\frac{\pi}{2})}\boxed{R_X(\frac{\pi}{2})}} & (12) & \quad \overline{\oplus \boxed{P(\varphi)} \oplus} = \overline{\oplus \boxed{P(\varphi)} \oplus} & (18) & \quad \overline{\oplus \oplus} = \overline{\oplus \oplus} & (23) \\
\overline{\oplus \oplus} &= \overline{\quad} & (13) & \quad \overline{\oplus \boxed{R_X(\theta)} \oplus} = \overline{\oplus \boxed{R_X(\theta)} \oplus} & (19) & \quad \overline{\oplus \oplus} = \overline{\oplus \oplus} & (24) \\
\overline{\boxed{P(\varphi)} \oplus} &= \overline{\oplus \boxed{P(\varphi)}} & (14) & \quad \overline{\oplus \boxed{X}} = \overline{\boxed{X} \oplus} & (20) & \quad \overline{\oplus \oplus} = \overline{\oplus \oplus} & (24)
\end{aligned}$$

In [11, 9], the multi-controlled phase gate was defined as

$$\begin{aligned}
& \overline{\oplus \oplus} := \overline{\oplus \boxed{P(\frac{\varphi}{2})} \oplus} \left(= \overline{\oplus \boxed{\varphi/2} \oplus} \right) \\
& \overline{\oplus \oplus} := \overline{\oplus \boxed{P(\frac{\varphi}{2})} \oplus} \left(= \overline{\oplus \boxed{H} \boxed{R_X(\varphi)} \boxed{H} \oplus} \right)
\end{aligned} \tag{25}$$

and not with Equation (5). Thus, all the results that we state below are provable with the definition given by Equation (25). However, this is not an issue as we prove at the the end of this section that both definitions are in fact equivalent (we can derive one into the other in QC_3).

Following [11], we use the standard bullet-based graphical notation for multi-controlled gates where the *anti-control* \dashv is a shortcut notation for $\overline{\boxed{X}} \dashv \boxed{X}$. Moreover, we define the more sophisticated notation $\Lambda_y^x G$ where $x \in \{0, 1\}^k$ and $y \in \{0, 1\}^l$ to denote the gate G with k controls above (where the i -th control is black if $x_i = 1$ and white if $x_i = 0$), and l controls below (where the j -th control is black if $y_j = 1$ and white if $y_j = 0$). For instance,

$$\Lambda_1^{10} P(\varphi) := \overline{\oplus \oplus} \boxed{P(\varphi)}$$

Additionally, we define $\bar{\Lambda}_y^x G := \prod_{x' \in \{0,1\}^k, y' \in \{0,1\}^l, xy \neq x'y'} \Lambda_{y'}^{x'} G$ where $x \in \{0, 1\}^k$ and $y \in \{0, 1\}^l$. For instance,

$$\bar{\Lambda}_\epsilon^{111} P(\varphi) := \overline{\oplus \oplus \oplus} \boxed{P(\varphi)}$$

Note that the product can be permuted in any way by using Lemma 10 below (one can check that the proof of Lemma 10 does not rely on the notation $\bar{\Lambda}_y^x G$). For this reason, by abuse of notation, we will use the notation $\bar{\Lambda}_y^x G$ to denote the product taken in any order, and implicitly use Lemma 10 to reorder it when needed.

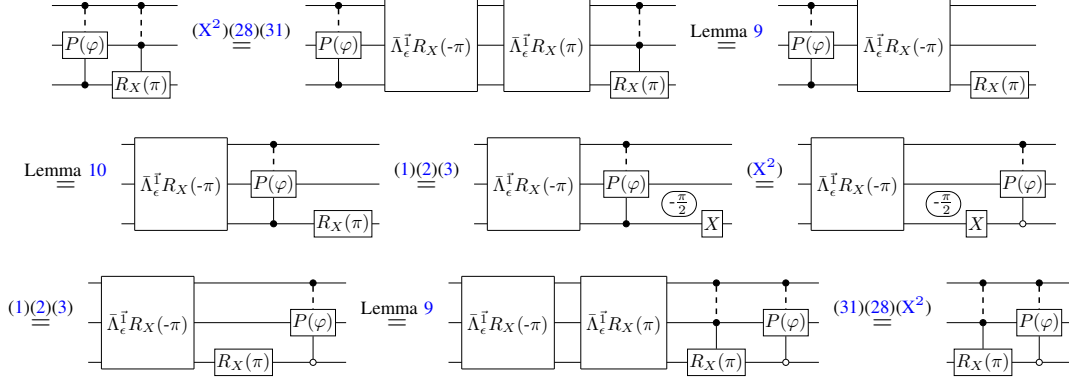
Many equations explaining the intuitive behaviour of this bullet-based notation have been proved in [11] without using Equation (E3D). Then, by using Lemma 3 all those equations are provable in QC_3 . In the following we state all the required results as separated lemmata.

Lemma 7. *It follows from the axioms of QC_3 that all control qubits play a similar role, i.e. control can be provably swapped. This is illustrated by the following example.*

$$\overline{\oplus \oplus} \boxed{P(\varphi)} = \overline{\oplus \oplus} \boxed{P(\varphi)}$$

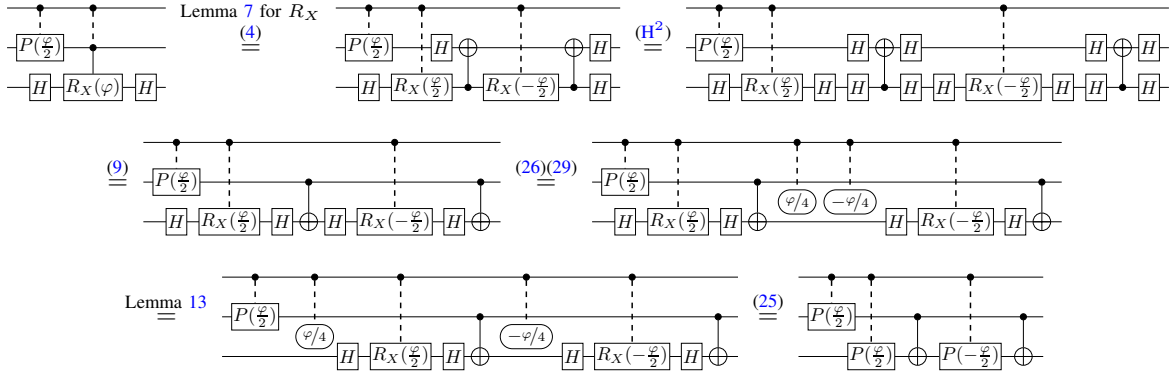
Proof. This is a direct consequence of the results of [11], namely Proposition 11 in [11]. □

Proof of Equation (46).

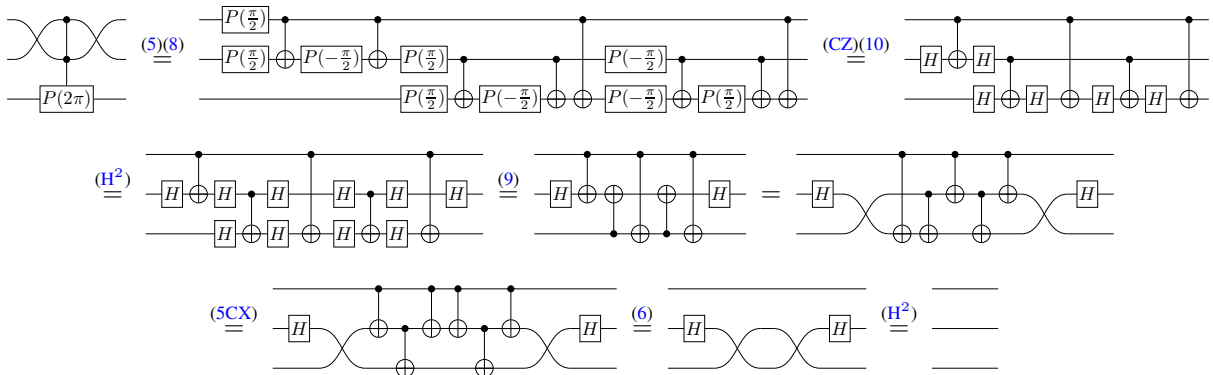


□

Finally, all the results given above (except Equation (42)) are proved using the definition of the multi-controlled phase gate given by Equation (25) instead of Equation (5). It was already proved in [9] (without using Equation (E_{3D})) that Equation (5) can be derived from Equation (25). To prove that the definitions are actually equivalent, it remains to prove that conversely, Equation (25) can be derived from Equation (5). To do so, we cannot rely on Equation (25) itself, and therefore we cannot directly use the results above unless they do not involve multi-controlled phase gates. To circumvent this issue, we proceed by induction on the number of qubits. Equation (25) on 1 qubit follows directly from Equations (1), (H²), (S₀) and (S₊). To do the induction step, note that for any $n \geq 1$, to prove the results above on up to n qubits, we only use Equation (25) on at most n qubits. Hence, we can use the results above on up to n qubits to prove Equation (25) on $n + 1$ qubits. Note additionally that the property of Lemma 7 for multi-controlled R_X gates does not involve multi-controlled P gates, therefore it remains valid for any number of qubits. These two remarks being done, the induction step is as follows:



C. Proof of Equation (I) on 3 qubits in QC_{ancilla} and QC'_{ancilla}



APPENDIX B
COMPLETENESS OF QC

A. Proof of Equation (E_n^*)

For this proof, it is useful to remark that the following equation is sound:

$$\begin{array}{c} \bullet \quad \bullet \quad \bullet \\ \hline \boxed{P(\alpha_1)} \text{---} \boxed{R_X(\alpha_2)} \text{---} \boxed{P(\alpha_3)} \end{array} = \begin{array}{c} \bullet \quad \bullet \quad \bullet \quad \bullet \\ \hline \boxed{R_X(\beta_1)} \text{---} \boxed{P(\beta_2)} \text{---} \boxed{R_X(\beta_3)} \end{array} \quad (E_n^{*inv})$$

where $\beta'_0 = \beta_0 + \frac{\alpha_1 - \alpha_2 + \alpha_3 + \beta_1 - \beta_2 + \beta_3}{2}$, with α_i and β_i being parameters of any instance of Equation (E^*).

The soundness of Equation (E_n^{*inv}) follows from that of Equation (E_n^*) and of the axioms of QC, thanks to the following derivation:

$$\begin{array}{c} \bullet \quad \bullet \quad \bullet \\ \hline \boxed{P(\alpha_1)} \text{---} \boxed{R_X(\alpha_2)} \text{---} \boxed{P(\alpha_3)} \end{array} \stackrel{(25)(H^2)(26)(29)}{=} \begin{array}{c} \bullet \quad \bullet \quad \bullet \quad \bullet \\ \hline \boxed{H} \text{---} \boxed{R_X(\alpha_1)} \text{---} \boxed{P(\alpha_2)} \text{---} \boxed{R_X(\alpha_3)} \text{---} \boxed{H} \end{array} \\ \stackrel{\text{Lemmas 11 and 13 (29)}}{=} \begin{array}{c} \bullet \quad \bullet \quad \bullet \quad \bullet \\ \hline \boxed{H} \text{---} \boxed{R_X(\alpha_1)} \text{---} \boxed{P(\alpha_2)} \text{---} \boxed{R_X(\alpha_3)} \text{---} \boxed{H} \end{array} \\ \stackrel{(E_n^*)(29)}{=} \begin{array}{c} \bullet \quad \bullet \quad \bullet \quad \bullet \\ \hline \boxed{H} \text{---} \boxed{P(\beta_1)} \text{---} \boxed{R_X(\beta_2)} \text{---} \boxed{P(\beta_3)} \text{---} \boxed{H} \end{array} \\ \stackrel{(25)(H^2)(26)(29)}{=} \begin{array}{c} \bullet \quad \bullet \quad \bullet \quad \bullet \quad \bullet \quad \bullet \quad \bullet \\ \hline \boxed{H} \text{---} \boxed{P(\beta_1)} \text{---} \boxed{R_X(\beta_2)} \text{---} \boxed{P(\beta_3)} \text{---} \boxed{H} \end{array} \\ \stackrel{\text{Lemmas 11 and 13 (29)}}{=} \begin{array}{c} \bullet \quad \bullet \quad \bullet \\ \hline \boxed{R_X(\beta_1)} \text{---} \boxed{P(\beta_2)} \text{---} \boxed{R_X(\beta_3)} \end{array}$$

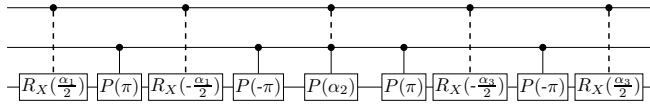
Note that once one knows that Equation (E_n^{*inv}) is sound, it actually corresponds to Equation (E_n^*) applied from right to left together with Equations (26) and (29). Conversely, Equation (E_n^*) corresponds to Equation (E_n^{*inv}) applied from right to left together with Equations (26) and (29). Hence, Equation (E_n^*) and Equation (E_n^{*inv}) are equivalent in the presence of Equations (26) and (29) (and therefore in the presence of the axioms of QC).

To prove that Equation (E_n^*) follows from the axioms of QC, we proceed by induction on n . Equation (E_1^*) corresponds to Equation (E^*). It remains to derive Equation (E_n^*) using Equation (E_{n-1}^*) and the axioms of QC, for any $n \geq 2$. In the rest of the proof, note that whenever we add or remove $\boxed{P(2\pi)}$ in a circuit, for simplicity we will justify that by Equation (I) even though for small n that may actually correspond to Equation ($P_{2\pi}$) or (42).

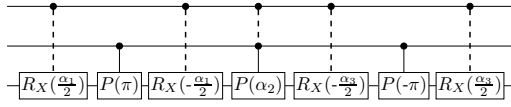
One has, on the one hand,

$$\begin{array}{c} \bullet \quad \bullet \quad \bullet \\ \hline \boxed{R_X(\alpha_1)} \text{---} \boxed{P(\alpha_2)} \text{---} \boxed{R_X(\alpha_3)} \end{array} \\ \stackrel{\text{Lemma 7 (4)(41)}}{=} \begin{array}{c} \bullet \quad \bullet \quad \bullet \quad \bullet \quad \bullet \quad \bullet \quad \bullet \\ \hline \boxed{R_X(\frac{\alpha_1}{2})} \text{---} \boxed{R_X(-\frac{\alpha_1}{2})} \text{---} \boxed{P(\alpha_2)} \text{---} \boxed{R_X(-\frac{\alpha_3}{2})} \text{---} \boxed{R_X(\frac{\alpha_3}{2})} \end{array} \\ \stackrel{(H^2)}{=} \begin{array}{c} \bullet \quad \bullet \quad \bullet \quad \bullet \quad \bullet \quad \bullet \quad \bullet \\ \hline \boxed{R_X(\frac{\alpha_1}{2})} \text{---} \boxed{R_X(-\frac{\alpha_1}{2})} \text{---} \boxed{P(\alpha_2)} \text{---} \boxed{R_X(-\frac{\alpha_3}{2})} \text{---} \boxed{R_X(\frac{\alpha_3}{2})} \end{array} \\ \stackrel{(CZ)(10)(5)}{=} \begin{array}{c} \bullet \quad \bullet \quad \bullet \quad \bullet \quad \bullet \quad \bullet \quad \bullet \\ \hline \boxed{R_X(\frac{\alpha_1}{2})} \text{---} \boxed{R_X(-\frac{\alpha_1}{2})} \text{---} \boxed{P(\alpha_2)} \text{---} \boxed{R_X(-\frac{\alpha_3}{2})} \text{---} \boxed{R_X(\frac{\alpha_3}{2})} \end{array}$$

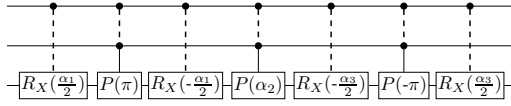
Lemma 8



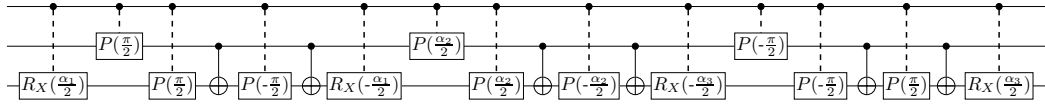
Lemma 11
(30)(27)



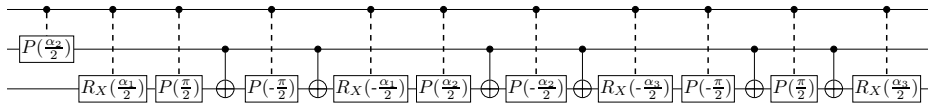
Lemmas 9
and 10
(30)(27)



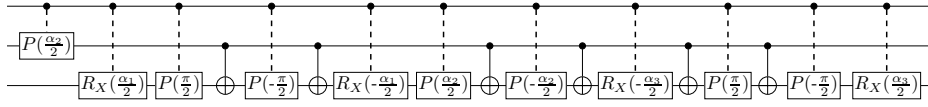
(5)



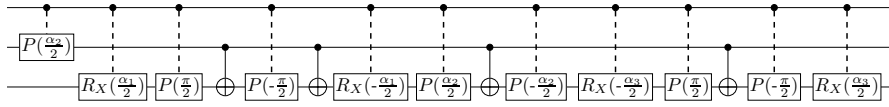
Lemma 12
(37)(30)



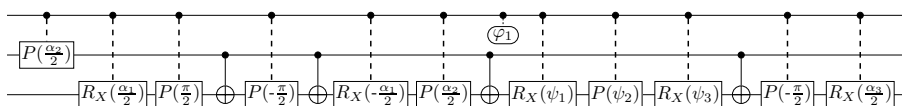
(40)



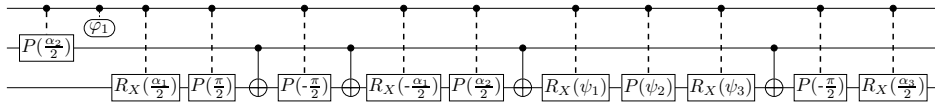
(38)(6)



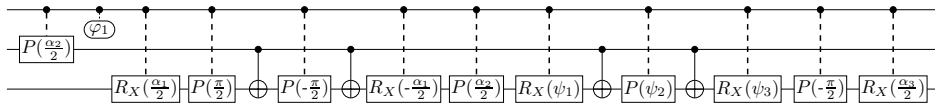
(E_{n-1}^*)



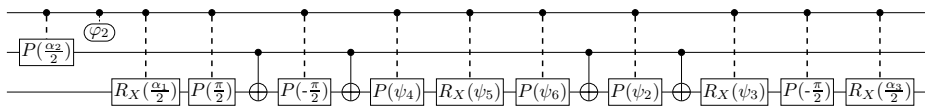
Lemmas 11
and 13



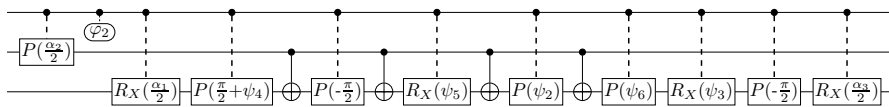
(38)



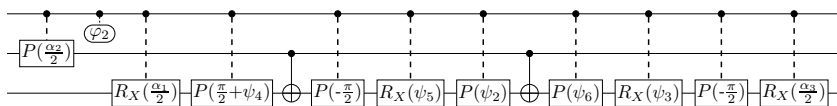
(E_{n-1}^*)
Lemmas 11
and 13
(29)



(40)(30)



(38)(6)



(E_n^{*inv})
Lemmas 11
and 13
 (29)
 \equiv

$(38)(31)$
 \equiv

On the other hand,

$(25)(30)$
Lemmas 11
and 13
 \equiv

$(EH)(11)$
 \equiv

Lemmas 9
and 10
 $(30)(27)$
 \equiv

similar
derivation
to above
 \equiv

(E_n^{*inv})
Lemmas 11
and 13
 $(29)(31)$
 \equiv

Let $A := \left[\left[\begin{array}{c} \varphi_3 \\ R_X(\frac{\alpha_2}{2}) - P(\frac{\pi}{2} + \psi_4) - R_X(\psi_7) \end{array} \right] \right]$, $B := \left[\left[\begin{array}{c} -R_X(\psi_9 + \psi_{10}) - P(\psi_{11}) - R_X(\psi_{12} + \frac{\alpha_2}{2}) \end{array} \right] \right]$, $C := \left[\left[\begin{array}{c} \tau_2 \\ R_X(\theta_8) - P(\theta_9) - R_X(\theta_{10}) \end{array} \right] \right]$

and $D := \left[\left[\begin{array}{c} -R_X(\theta_{11}) - P(\theta_{12}) - R_X(\theta_{13}) \end{array} \right] \right]$. Let also⁸ $M_0 := (\langle 1 \dots 10 \mid \otimes I_2 \rangle \left[\left[\begin{array}{c} \cdot \\ \cdot \\ \cdot \\ -R_X(\alpha_1) - P(\alpha_2) - R_X(\alpha_3) \end{array} \right] \right] (\mid 1 \dots 10 \rangle \otimes I_2)$ and

$M_1 := (\langle 1 \dots 11 \mid \otimes I_2 \rangle \left[\left[\begin{array}{c} \cdot \\ \cdot \\ \cdot \\ -R_X(\alpha_1) - P(\alpha_2) - R_X(\alpha_3) \end{array} \right] \right] (\mid 1 \dots 11 \rangle \otimes I_2)$. With the abuse of notation of denoting $P(\varphi) := \left[\left[\begin{array}{c} -P(\varphi) \end{array} \right] \right] =$

$\begin{pmatrix} 1 & 0 \\ 0 & e^{i\varphi} \end{pmatrix}$ and $X := \left[\left[\begin{array}{c} -X \end{array} \right] \right] = \begin{pmatrix} 0 & 1 \\ 1 & 0 \end{pmatrix}$, it follows from the first derivation that

$$M_0 = BP(\psi_8)A$$

and

$$M_1 = e^{i\frac{\alpha_2}{2}} BXP(\psi_8)XA = e^{i(\frac{\alpha_2}{2} + \psi_8)} BP(-\psi_8)A.$$

⁸Note that the definition of M_0 implies that it is actually equal to the identity. However, this does not play any role in the proof.

On the other hand, it follows from the second derivation together with the soundness of Equation (E_n^*) that

$$M_0 = DP(\theta_4)C$$

and

$$M_1 = e^{i\theta_0}DXP(\theta_4)XC = e^{i(\theta_0+\theta_4)}DP(-\theta_4)C.$$

Therefore, one has

$$M_0 = BP(\psi_8)A = DP(\theta_4)C$$

so that

$$B = DP(\theta_4)CA^\dagger P(-\psi_8). \quad (\text{a})$$

One also has

$$\begin{aligned} M_0^\dagger M_1 &= (A^\dagger P(-\psi_8)B^\dagger)(e^{i(\frac{\alpha_2}{2}+\psi_8)}BP(-\psi_8)A) = e^{i(\frac{\alpha_2}{2}+\psi_8)}A^\dagger P(-2\psi_8)A \\ &= (C^\dagger P(-\theta_4)D^\dagger)(e^{i(\theta_0+\theta_4)}DP(-\theta_4)C) = e^{i(\theta_0+\theta_4)}C^\dagger P(-2\theta_4)C \end{aligned}$$

so that

$$e^{i(\frac{\alpha_2}{2}+\psi_8)}A^\dagger P(-2\psi_8)A = e^{i(\theta_0+\theta_4)}C^\dagger P(-2\theta_4)C$$

from which it follows that

$$e^{i(\frac{\alpha_2}{2}+\psi_8)}P(-2\psi_8)AC^\dagger = e^{i(\theta_0+\theta_4)}AC^\dagger P(-2\theta_4). \quad (\text{b})$$

Let us denote the entries of AC^\dagger by $AC^\dagger =: \begin{pmatrix} u_{00} & u_{01} \\ u_{10} & u_{11} \end{pmatrix}$. Equation (b) becomes

$$\begin{pmatrix} e^{i(\frac{\alpha_2}{2}+\psi_8)}u_{00} & e^{i(\frac{\alpha_2}{2}+\psi_8)}u_{01} \\ e^{i(\frac{\alpha_2}{2}-\psi_8)}u_{10} & e^{i(\frac{\alpha_2}{2}-\psi_8)}u_{11} \end{pmatrix} = \begin{pmatrix} e^{i(\theta_0+\theta_4)}u_{00} & e^{i(\theta_0-\theta_4)}u_{01} \\ e^{i(\theta_0+\theta_4)}u_{10} & e^{i(\theta_0-\theta_4)}u_{11} \end{pmatrix}. \quad (\text{c})$$


Since AC^\dagger is unitary, there are three cases:

- $u_{00}, u_{01}, u_{10}, u_{11} \neq 0$
- $u_{01} = u_{10} = 0$ and $u_{00}, u_{11} \neq 0$
- $u_{00} = u_{11} = 0$ and $u_{01}, u_{10} \neq 0$.


- If $u_{00}, u_{01}, u_{10}, u_{11} \neq 0$, then Equation (c) gives $\frac{\alpha_2}{2} + \psi_8 \equiv \theta_0 + \theta_4 \equiv \frac{\alpha_2}{2} - \psi_8 \pmod{2\pi}$, so that $\psi_8 \equiv 0 \pmod{\pi}$; and $\theta_0 + \theta_4 \equiv \frac{\alpha_2}{2} + \psi_8 \equiv \theta_0 - \theta_4 \pmod{2\pi}$, so that $\theta_4 \equiv 0 \pmod{\pi}$. Thus there are four cases:

- $\psi_8 \equiv \theta_4 \equiv 0 \pmod{2\pi}$ and $\frac{\alpha_2}{2} \equiv \theta_0 \pmod{2\pi}$
- $\psi_8 \equiv \theta_4 \equiv \pi \pmod{2\pi}$ and $\frac{\alpha_2}{2} \equiv \theta_0 \pmod{2\pi}$
- $\psi_8 \equiv \pi \pmod{2\pi}$, $\theta_4 \equiv 0 \pmod{2\pi}$ and $\frac{\alpha_2}{2} \equiv \theta_0 + \pi \pmod{2\pi}$
- $\psi_8 \equiv 0 \pmod{2\pi}$, $\theta_4 \equiv \pi \pmod{2\pi}$ and $\frac{\alpha_2}{2} \equiv \theta_0 + \pi \pmod{2\pi}$

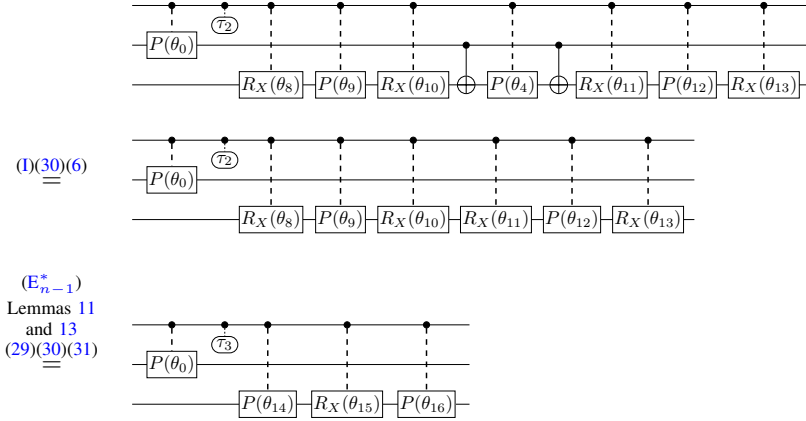
In the first and fourth cases, the circuit obtained from the left-hand side of Equation (E_n^*) can be transformed as follows:



while in the second and third cases, it can be transformed as follows:




Concerning the circuit obtained from the right-hand side of Equation (E_n^*), in the first and third cases, it can be transformed as follows:



while in the second and fourth cases, it can undergo a similar transformation as the left-hand side did in the second and third cases.

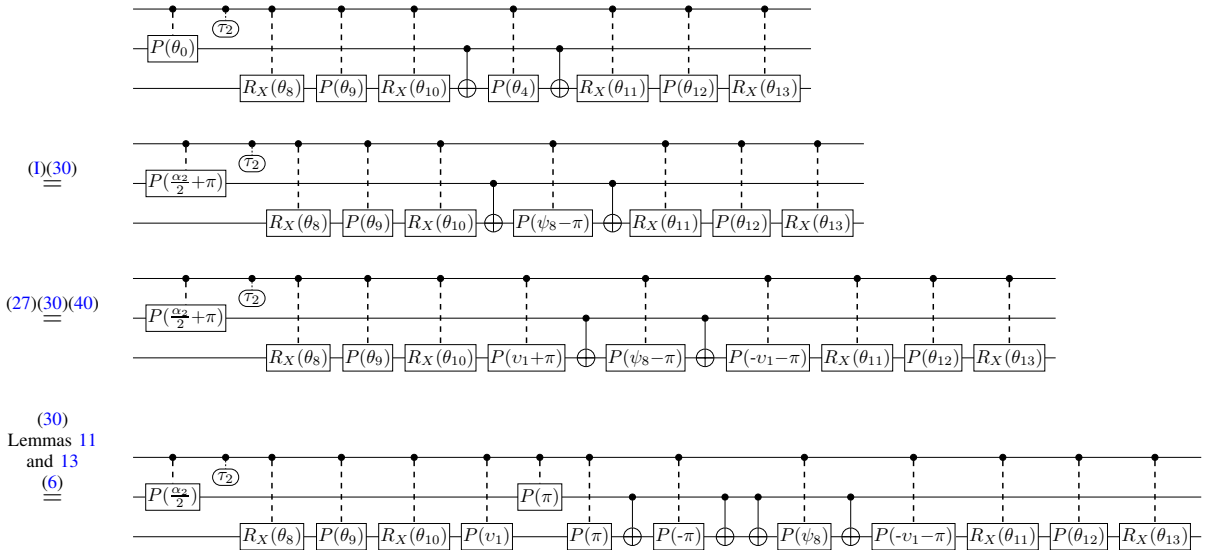
In all four cases, the parameters of the two final circuits obtained from the two sides of Equation (E_n^*) can be made equal as follows. First, in each case, the relation between $\frac{\alpha_2}{2}$ and θ_0 implies that the parameter of the leftmost multi-controlled P gate differs by a multiple of 2π between the two circuits. Hence it can be made the same by means of Equations (30) and (I). Then, in both circuits, one can make the parameters of the four other multi-controlled gates to satisfy the conditions of a normal form (see Definition 4), by applying first Equation (E_{n-1}^{*inv}), then Equation (E_{n-1}^*) with an appropriate RHS (namely, corresponding to the multi-controlled version of a normal form – such a RHS exists thanks to Lemma 2), and finally Equations (29) and (43). Since the two circuit have same semantics, the uniqueness in Lemma 2 implies that one gets two identical circuits, which completes the derivation of Equation (E_n^*).


- If $u_{01} = u_{10} = 0$ and $u_{00}, u_{11} \neq 0$, then Equation (c) gives $\frac{\alpha_2}{2} + \psi_8 \equiv \theta_0 + \theta_4 \pmod{2\pi}$ and $\frac{\alpha_2}{2} - \psi_8 \equiv \theta_0 - \theta_4 \pmod{2\pi}$, so that $\psi_8 \equiv \theta_4 \pmod{\pi}$. Thus there are two cases:
 - $\psi_8 \equiv \theta_4 \pmod{2\pi}$ and $\frac{\alpha_2}{2} \equiv \theta_0 \pmod{2\pi}$
 - $\psi_8 \equiv \theta_4 + \pi \pmod{2\pi}$ and $\frac{\alpha_2}{2} \equiv \theta_0 + \pi \pmod{2\pi}$.
 Let $v_0 := \arg(u_{00})$ and $v_1 := \arg(\frac{u_{11}}{u_{00}})$, so that $A = e^{iv_0} P(v_1) C$. In the first case, Equation (a) gives $B = e^{-iv_0} DP(-v_1)$, and one has



The fact that we can get the desired parameters at the last step is justified by the fact that up to a global phase, $\llbracket -R_X(\theta_8) - P(\theta_9) - R_X(\theta_{10}) - P(v_1) \rrbracket = \llbracket -R_X(\frac{\alpha_2}{2}) - P(\frac{\alpha_2}{2} + \psi_4) - R_X(\psi_7) \rrbracket (= A)$ and $\llbracket -P(-v_1) - R_X(\theta_{11}) - P(\theta_{12}) - R_X(\theta_{13}) \rrbracket = \llbracket -R_X(\psi_9 + \psi_{10}) - P(\psi_{11}) - R_X(\psi_{12} + \frac{\alpha_2}{2}) \rrbracket (= B)$, so that there exists an appropriate instance of Equation (E_{n-1}^{*inv}) (indeed, all sound instances of Equation (E_{n-1}^{*inv}) can be obtained from Equation (E_{n-1}^*)).

In the second case, Equation (a) gives $B = e^{-iv_0} DP(-v_1 - \pi)$, and one has






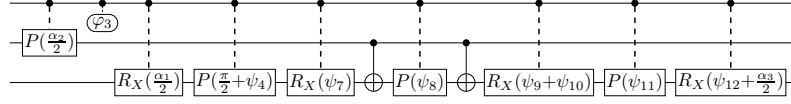
The fact that we can get the desired parameters at the last step is justified by a similar argument to the first case.

- If $u_{00} = u_{11} = 0$ and $u_{01}, u_{10} \neq 0$, then Equation (c) gives $\frac{\alpha_2}{2} + \psi_8 \equiv \theta_0 - \theta_4 \pmod{2\pi}$ and $\frac{\alpha_2}{2} - \psi_8 \equiv \theta_0 + \theta_4 \pmod{2\pi}$, so that $\psi_8 \equiv -\theta_4 \pmod{\pi}$. Thus there are two cases:
 - $\psi_8 \equiv -\theta_4 \pmod{2\pi}$ and $\frac{\alpha_2}{2} \equiv \theta_0 \pmod{2\pi}$
 - $\psi_8 \equiv -\theta_4 + \pi \pmod{2\pi}$ and $\frac{\alpha_2}{2} \equiv \theta_0 + \pi \pmod{2\pi}$

Let $v'_0 := \arg(u_{10})$ and $v'_1 := \arg(\frac{u_{01}}{u_{10}})$, so that $A = e^{iv'_0} X P(v'_1) C$. In the first case, Equation (a) gives $B = e^{-i(v'_0 + \psi_8)} D P(-v'_1) X$, and one has

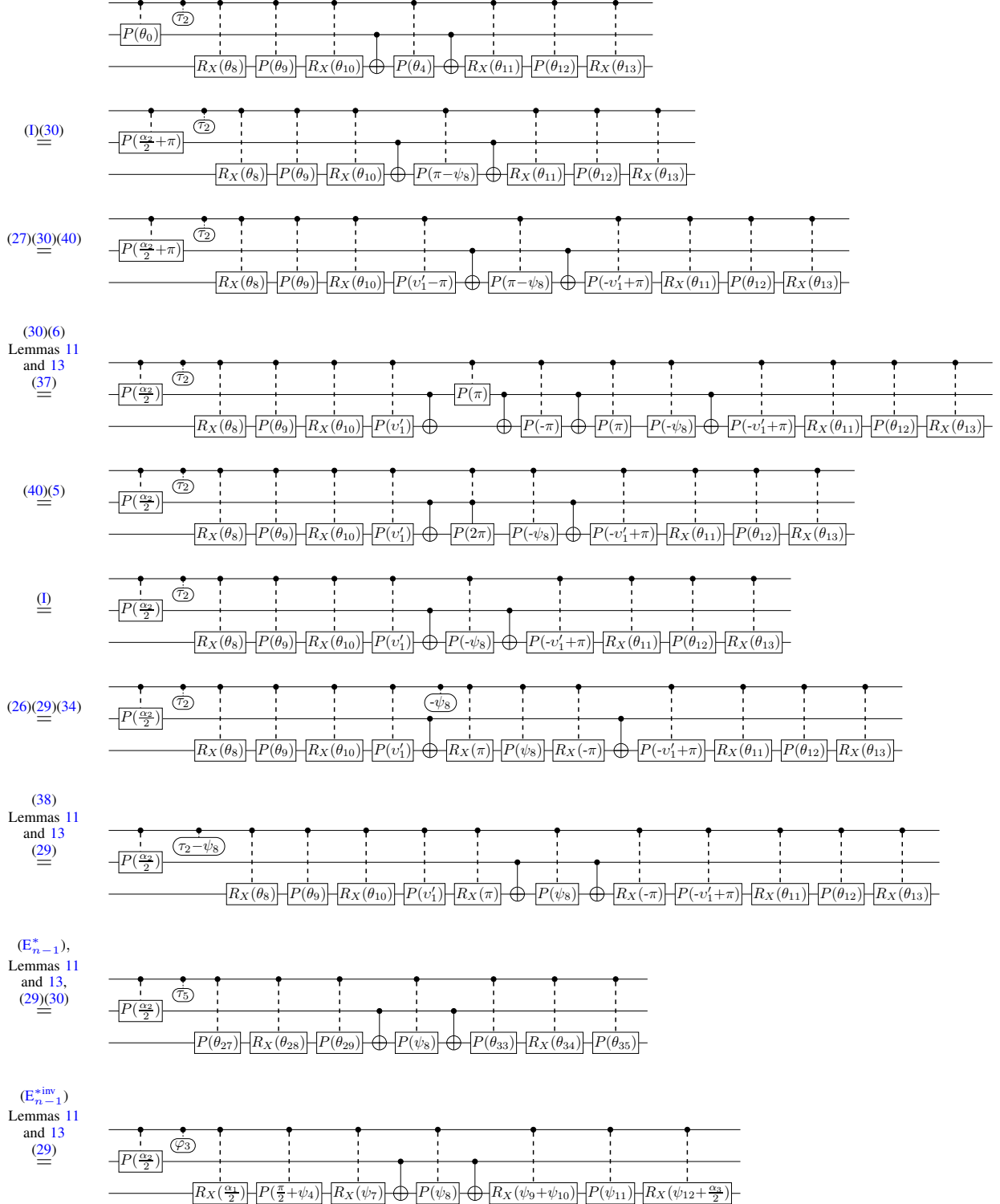


(E_{n-1}^{*inv}) ,
Lemmas 11
and 13,
(29)
=



The fact that we can get the desired parameters at the last step is justified by a similar argument to the two preceding cases (note in particular that $\llbracket -R_X(\pi) \rrbracket = e^{-i\frac{\pi}{2}} X$ and $\llbracket -R_X(-\pi) \rrbracket = e^{i\frac{\pi}{2}} X$).

In the second case, Equation (a) gives $B = e^{-i(v'_0 + \psi_8)} DP(-v'_1 + \pi)X$, and one has



The fact that we can get the desired parameters at the last step is justified by a similar argument to the preceding cases.

B. Proof of Equation ($E_{3D}^{\text{phase-free}}$)



$$\begin{aligned}
& \stackrel{(32)(46)(X^2)}{=} \begin{array}{c} \text{---} \\ \text{---} \\ \text{---} \\ \text{---} \end{array} \\
& \stackrel{(E_{3D}^{\text{phase-free}})}{=} \begin{array}{c} \text{---} \\ \text{---} \\ \text{---} \\ \text{---} \end{array} \\
& \stackrel{(27)}{=} \begin{array}{c} \text{---} \\ \text{---} \\ \text{---} \\ \text{---} \end{array}
\end{aligned}$$

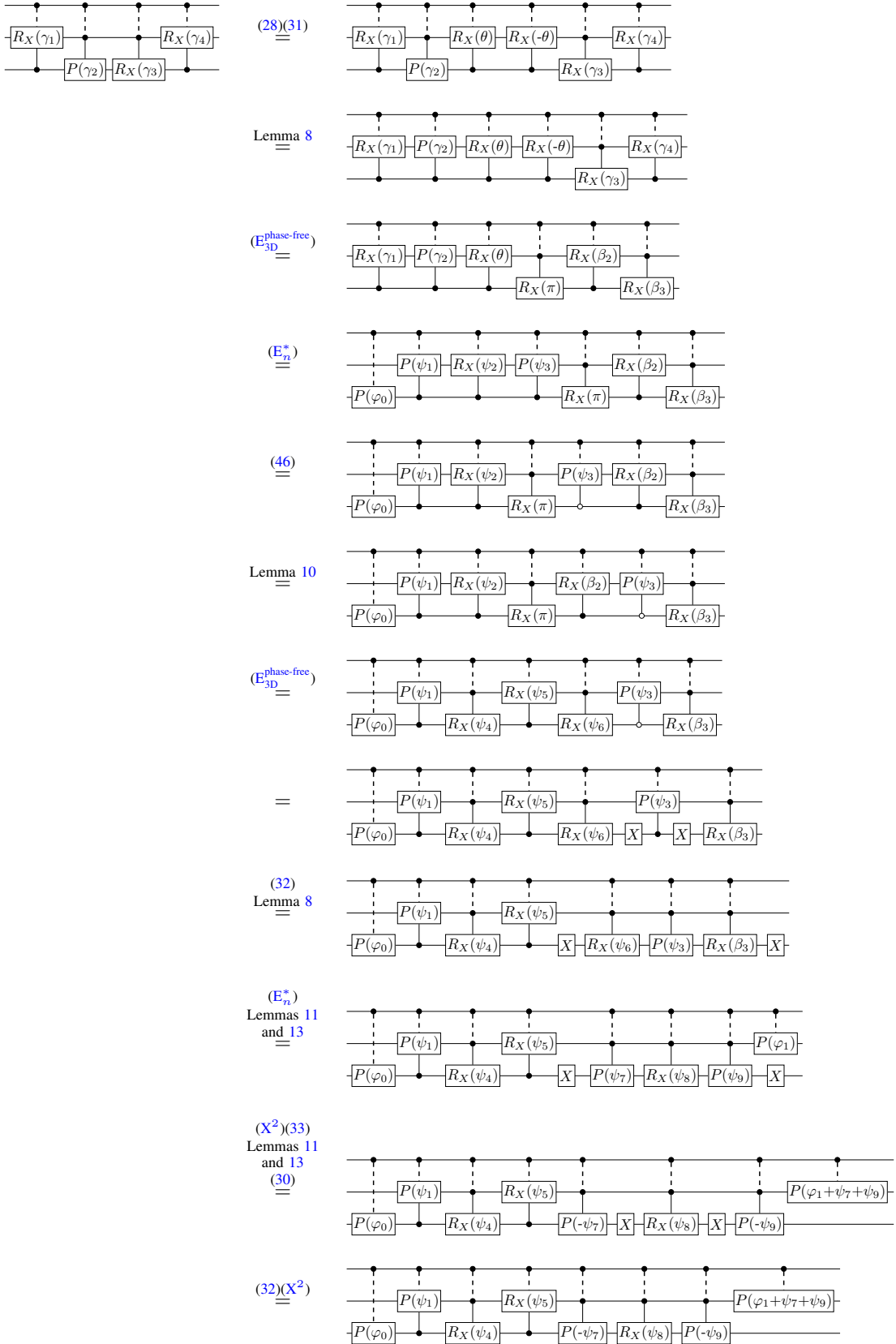
If $\gamma_4 \equiv 3\pi \pmod{4\pi}$, then one has

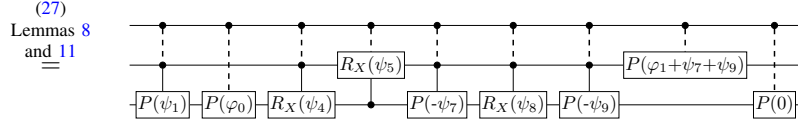
$$\begin{aligned}
& \begin{array}{c} \text{---} \\ \text{---} \\ \text{---} \\ \text{---} \end{array} \stackrel{(45)(31)}{=} \begin{array}{c} \text{---} \\ \text{---} \\ \text{---} \\ \text{---} \end{array} \\
& \stackrel{(31)}{=} \begin{array}{c} \text{---} \\ \text{---} \\ \text{---} \\ \text{---} \end{array} \\
& \stackrel{(44)}{=} \begin{array}{c} \text{---} \\ \text{---} \\ \text{---} \\ \text{---} \end{array} \\
& \stackrel{(27)(30)(X^2)}{=} \begin{array}{c} \text{---} \\ \text{---} \\ \text{---} \\ \text{---} \end{array} \\
& \stackrel{\text{Lemma 9}}{=} \begin{array}{c} \text{---} \\ \text{---} \\ \text{---} \\ \text{---} \end{array} \\
& \stackrel{\text{Lemmas 13 and 10}}{=} \begin{array}{c} \text{---} \\ \text{---} \\ \text{---} \\ \text{---} \end{array} \\
& \stackrel{(32)(46)(X^2)}{=} \begin{array}{c} \text{---} \\ \text{---} \\ \text{---} \\ \text{---} \end{array} \\
& \stackrel{(E_{3D}^{\text{phase-free}})}{=} \begin{array}{c} \text{---} \\ \text{---} \\ \text{---} \\ \text{---} \end{array} \\
& \stackrel{(27)}{=} \begin{array}{c} \text{---} \\ \text{---} \\ \text{---} \\ \text{---} \end{array}
\end{aligned}$$

If $\gamma_4 \not\equiv \pi \pmod{2\pi}$, then with $\theta = 2 \arctan(\cos(\frac{\gamma_3}{2}) \tan(\frac{\gamma_4}{2}))$,

$$\beta_2 = 2 \arg\left(\cos(\frac{\gamma_4}{2}) \sqrt{1 + \cos^2(\frac{\gamma_3}{2}) \tan^2(\frac{\gamma_4}{2})} + i \sin(\frac{\gamma_3}{2}) \sin(\frac{\gamma_4}{2})\right) \text{ and}$$

$$\beta_3 = 2 \arg\left(\sin(\frac{\gamma_3}{2}) - i \frac{\cos(\frac{\gamma_3}{2})}{\cos(\frac{\gamma_4}{2})}\right), \text{ one has}$$





Finally, in all cases, it has been proved in [11] (end of Appendix D-F) that the angles can be made to satisfy the conditions of Equation (E_{3D}^{original}) by using the axioms of the equational theory given in that paper, without using Equation (E_{3D}^{original}) except in the form of Equation (I) (and the corollaries of Equation (I)) and of Equation (E_n^*). The other axioms of the equational theory of [11] were proved in [9] to follow from the axioms of QC_{old} , and the derivations do not use Equation (E_{3D}). As we have already proved in Lemma 3 that the axioms of QC_{old} , except Equation (E_{3D}), follow from those of QC , this concludes the proof.

APPENDIX C MINIMALITY OF QC

A. Proof of Lemma 6

Lemma 6. *Let A be a set of equations consisting of*

- any set of instances of Equation (E^*) of cardinality strictly less than 2^{\aleph_0} (where 2^{\aleph_0} denotes the cardinality of \mathbb{R})
- all instances of the other equations of QC
- all instances of Equations (P_+) and (P_-).

Then there exists an instance of Equation (E) which is not a consequence of the equations of A .

Proof. Given two P gates $\boxed{-P(\varphi_1)}$ and $\boxed{-P(\varphi_2)}$ in a 1-qubit circuit, we write⁹ $\boxed{-P(\varphi_1)} \sim \boxed{-P(\varphi_2)}$, if the circuit is of the form $\boxed{-C_1} \boxed{-P(\varphi_1)} \boxed{-C_2} \boxed{-P(\varphi_2)} \boxed{-C_3}$ or $\boxed{-C_1} \boxed{-P(\varphi_2)} \boxed{-C_2} \boxed{-P(\varphi_1)} \boxed{-C_3}$, where C_1, C_2 and C_3 are arbitrary 1-qubit circuits, and $\llbracket C_2 \rrbracket$ is diagonal. We write $\boxed{-P(\varphi_1)} \perp \boxed{-P(\varphi_2)}$, if the circuit is of the same form but with $\llbracket C_2 \rrbracket$ anti-diagonal.

One can easily prove that the relation \sim is transitive, and that given any three gates $\boxed{-P(\varphi_1)}$, $\boxed{-P(\varphi_2)}$ and $\boxed{-P(\varphi_3)}$ in a one-qubit circuit, if $\boxed{-P(\varphi_1)} \perp \boxed{-P(\varphi_2)}$ and $\boxed{-P(\varphi_2)} \perp \boxed{-P(\varphi_3)}$ then $\boxed{-P(\varphi_1)} \sim \boxed{-P(\varphi_3)}$. Moreover, we make \sim into an equivalence relation by taking $\boxed{-P(\varphi)} \sim \boxed{-P(\varphi)}$ for any gate $\boxed{-P(\varphi)}$ in a 1-qubit circuit.

Given a 1-qubit circuit C , a *sign assignation* for C is a function S from the set of the P gates of C to $\{-1, 1\}$, such that for any two gates $\boxed{-P(\varphi_1)}$ and $\boxed{-P(\varphi_2)}$ in C , if $\boxed{-P(\varphi_1)} \sim \boxed{-P(\varphi_2)}$ then $S(\boxed{-P(\varphi_1)}) = S(\boxed{-P(\varphi_2)})$ and if $\boxed{-P(\varphi_1)} \perp \boxed{-P(\varphi_2)}$ then $S(\boxed{-P(\varphi_1)}) = -S(\boxed{-P(\varphi_2)})$.

Any 1-qubit circuit admits at least one sign assignation. Indeed, one can partition the set of its P gates into equivalence classes of \sim . Additionally, if two gates are such that $\boxed{-P(\varphi_1)} \perp \boxed{-P(\varphi_2)}$, then for any elements $\boxed{-P(\varphi'_1)}$ and $\boxed{-P(\varphi'_2)}$ of their respective equivalence classes, one also has $\boxed{-P(\varphi'_1)} \perp \boxed{-P(\varphi'_2)}$. Note also that since having $\boxed{-P(\varphi_1)} \perp \boxed{-P(\varphi_2)}$ and $\boxed{-P(\varphi_2)} \perp \boxed{-P(\varphi_3)}$ implies $\boxed{-P(\varphi_1)} \sim \boxed{-P(\varphi_3)}$, for each equivalence class there is at most one corresponding equivalence class whose elements are \perp -related with its own elements. Thus, one can define a sign assignation by choosing a sign for each equivalence class, in such a way that for every pair of \perp -related equivalence classes, the two classes are given opposite signs.

Given a 1-qubit circuit C and a sign assignation S for C , we define¹⁰

$$\llbracket C \rrbracket_E^S := \left(\sum_{\boxed{-P(\varphi)} \text{ gate of } C} S(\boxed{-P(\varphi)}) \varphi \right) \bmod \frac{\pi}{2}.$$

Note that since Equation (E) acts on 1 qubit, it suffices to prove that it has an instance which is not a consequence of the equations of A acting on at most 1 qubit, namely Equations ($S_{2\pi}$), (S_+), (H^2), (P_0), (E_H), (P_+) and (P_-), and the chosen instances of Equation (E^*).

Let

$$\Phi_A := \left\{ s'_1 \beta_1 + s'_2 \beta_2 + s'_3 \beta_3 - s_1 \alpha_1 - s_2 \alpha_2 - s_3 \alpha_3 \left(\begin{array}{c} \boxed{-R_X(\alpha_1)} \boxed{-P(\alpha_2)} \boxed{-R_X(\alpha_3)} = \textcircled{\beta_0} \boxed{-P(\beta_1)} \boxed{-R_X(\beta_2)} \boxed{-P(\beta_3)} \\ s_1, s_2, s_3, s'_1, s'_2, s'_3 \in \{-1, 1\} \end{array} \right) \in A \right\},$$

and let $\langle \Phi_A \rangle$ be the additive subgroup of \mathbb{R} generated by $\Phi_A \cup \{\frac{\pi}{2}\}$. Note that the cardinality of $\langle \Phi_A \rangle$ is $\max(\aleph_0, \text{card}(\Phi_A))$, and that since the set of instances of Equation (E^*) belonging to A has cardinality strictly less than 2^{\aleph_0} , the cardinality of Φ_A , and therefore that of $\langle \Phi_A \rangle$, is strictly less than 2^{\aleph_0} .

⁹Note that we are making an abuse of notation since there might be for instance several gates with parameter φ_1 in the circuit. This ambiguity can be eliminated by denoting the gates with abstract names such as g_1, g_2 , however we prefer to keep the abuse of notation to improve the readability of the proof.

¹⁰The sum is over the P gates of C , therefore (despite the abuse of notation) two gates with same parameter contribute separately to the sum.

First, given any two circuits C_1 and C_2 that can be transformed into each other using Equations $(S_{2\pi})$, (S_+) , (H^2) , (P_0) , (E_H) , (P_+) and (P_-) , and any sign assignation S_1 for C_1 , there exists a sign assignation S_2 for C_2 such that $\llbracket C_1 \rrbracket_E^{S_1} = \llbracket C_2 \rrbracket_E^{S_2}$. Indeed, to prove this, it suffices to consider the case where one transforms C_1 into C_2 by a single step of rewriting using one of these equations. If the equation used is Equation $(S_{2\pi})$, (S_+) or (H^2) , then it suffices to take S_2 as assigning the same signs as S_1 . If the equation used is Equation (P_0) from left to right, then it suffices to restrict S_1 to the remaining gates. If the equation used is Equation (P_0) from right to left, then it suffices to extend S_1 by assigning any allowed sign to the new 0-angled P gate. If the equation used is Equation (E_H) from left to right, then any extension of S_1 which assigns allowed signs to the new $\frac{\pi}{2}$ -angled P gates works, since the sum is taken modulo $\frac{\pi}{2}$ in the definition of $\llbracket \cdot \rrbracket_E^S$. For the same reason, if the equation used is Equation (E_H) from right to left, the restriction of S_1 to the remaining gates works. If the equation used is Equation (P_+) from left to right, then in C_1 , the two concerned gates are \sim -related, therefore they have the same sign according to S_1 ; then taking S_2 as assigning this sign to the new gate (and being identical to S_1 elsewhere) works. If the equation used is Equation (P_+) from right to left, then taking S_2 as assigning the sign of the replaced gate of C_1 to both new gates in C_2 (and being identical to S_1 elsewhere) works. If the equation used is Equation (P_-) , from left to right, then because of the semantics of the X gates, the new gate $\overline{P(\varphi)}$ in C_2 is $\overset{\sim}{\sim}$ -related to any gate to which the gate $\overline{P(\varphi)}$ was \sim -related in C_1 , and vice-versa; therefore, taking S_2 as assigning to $\overline{P(\varphi)}$ the opposite sign to the one assigned by S_1 to $\overline{P(\varphi)}$, and being a restriction of S_1 elsewhere, works (note that whichever sign they were assigned, the $\overline{P(\pi)}$ gates contained in the X gates – see Equations (2) and (3) – did not contribute to $\llbracket C_1 \rrbracket_E^{S_1}$ as the sum is taken modulo $\frac{\pi}{2}$ in the definition). If the equation applied is Equation (P_-) from right to left, then similarly, taking S_2 such that $\overline{P(\varphi)}$ in C_2 has an opposite sign to $\overline{P(\varphi)}$ in C_1 works (with any arbitrary allowed sign assigned to the new $\overline{P(\pi)}$ gates contained in the X gates, and S_2 being identical to S_1 elsewhere).

Second, given two circuits C_1 and C_2 such that C_2 is obtained from C_1 by a single step of rewriting using an instance of Equation (E^*) belonging to A (either from left to right or from right to left), and given a sign assignation S_1 for C_1 , by defining a sign assignation S_2 for C_2 as assigning arbitrary allowed signs to the modified P gates in C_2 , and being identical to S_1 elsewhere, one gets $\llbracket C_2 \rrbracket_E^{S_2} - \llbracket C_1 \rrbracket_E^{S_1} + k\frac{\pi}{2} \in \Phi_A$ for some $k \in \mathbb{Z}$. It follows that for any two circuits C_1 and C_2 that can be transformed into each other using the equations of A , and any sign assignation S_1 for C_1 , there exists a sign assignation S_2 for C_2 such that $\llbracket C_2 \rrbracket_E^{S_2} - \llbracket C_1 \rrbracket_E^{S_1} \in \langle \Phi_A \rangle$.

One can show (see below) that in Equation (E), for any $\alpha_1, \alpha_2, \alpha_3 \not\equiv 0 \pmod{\pi}$, one has¹¹

$$\beta_1 = -\arctan\left(\cos(\alpha_1)\cot(\alpha_2) + \frac{\sin(\alpha_1)\cot(\alpha_3)}{\sin(\alpha_2)}\right) + \frac{\pi}{2} + k_1\pi$$

$$\beta_2 = \arccos(\cos(\alpha_1)\cos(\alpha_3) - \sin(\alpha_1)\cos(\alpha_2)\sin(\alpha_3))$$

$$\beta_3 = -\arctan\left(\cos(\alpha_3)\cot(\alpha_2) + \frac{\sin(\alpha_3)\cot(\alpha_1)}{\sin(\alpha_2)}\right) + \frac{\pi}{2} + k_3\pi$$

with $k_1, k_3 \in \mathbb{Z}$. Let $b_1, b_2, b_3: (\mathbb{R}^3 \setminus (\pi\mathbb{Z} \times \mathbb{R} \times \mathbb{R} \cup \mathbb{R} \times \pi\mathbb{Z} \times \mathbb{R} \cup \mathbb{R} \times \mathbb{R} \times \pi\mathbb{Z})) \rightarrow \mathbb{R}$ be defined as

$$b_1(\alpha_1, \alpha_2, \alpha_3) = -\arctan\left(\cos(\alpha_1)\cot(\alpha_2) + \frac{\sin(\alpha_1)\cot(\alpha_3)}{\sin(\alpha_2)}\right)$$

$$b_2(\alpha_1, \alpha_2, \alpha_3) = \arccos(\cos(\alpha_1)\cos(\alpha_3) - \sin(\alpha_1)\cos(\alpha_2)\sin(\alpha_3))$$

$$b_3(\alpha_1, \alpha_2, \alpha_3) = -\arctan\left(\cos(\alpha_3)\cot(\alpha_2) + \frac{\sin(\alpha_3)\cot(\alpha_1)}{\sin(\alpha_2)}\right).$$

The functions b_1 , b_2 and b_3 are of class C^∞ , and for instance, one has, for any $\alpha_1, \alpha_2, \alpha_3$:

$$\frac{\partial b_1}{\partial \alpha_2}(\alpha_1, \alpha_2, \alpha_3) = \frac{\cos(\alpha_1) + \sin(\alpha_1)\cos(\alpha_2)\cot(\alpha_3)}{\sin(\alpha_2)^2 + (\cos(\alpha_1)\cos(\alpha_2) + \sin(\alpha_1)\cot(\alpha_3))^2}$$

$$\frac{\partial b_2}{\partial \alpha_2}(\alpha_1, \alpha_2, \alpha_3) = -\frac{\sin(\alpha_1)\sin(\alpha_2)\sin(\alpha_3)}{\sqrt{1 - (\cos(\alpha_1)\cos(\alpha_3) - \sin(\alpha_1)\cos(\alpha_2)\sin(\alpha_3))^2}}$$

¹¹Where \cot denotes the cotangent function.

$$\frac{\partial b_3}{\partial \alpha_2}(\alpha_1, \alpha_2, \alpha_3) = \frac{\cos(\alpha_3) + \sin(\alpha_3) \cos(\alpha_2) \cot(\alpha_1)}{\sin(\alpha_2)^2 + (\cos(\alpha_3) \cos(\alpha_2) + \sin(\alpha_3) \cot(\alpha_1))^2}.$$

By taking for instance $\alpha_1 = \alpha_2 = \alpha_3 = \frac{\pi}{4}$, one has $\frac{\partial b_1}{\partial \alpha_2}(\frac{\pi}{4}, \frac{\pi}{4}, \frac{\pi}{4}) = \frac{\partial b_3}{\partial \alpha_2}(\frac{\pi}{4}, \frac{\pi}{4}, \frac{\pi}{4}) = \frac{2 + 6\sqrt{2}}{17} \approx 0.6168$ and $\frac{\partial b_2}{\partial \alpha_2}(\frac{\pi}{4}, \frac{\pi}{4}, \frac{\pi}{4}) = -\frac{1}{\sqrt{5 + 2\sqrt{2}}} \approx -0.3574$.

Given $s_1, s_2, s_3, s'_1, s'_2, s'_3 \in \{-1, 1\}$, let $F_{s_i, s'_i}: (\mathbb{R}^3 \setminus (\pi\mathbb{Z} \times \mathbb{R} \times \mathbb{R} \cup \mathbb{R} \times \pi\mathbb{Z} \times \mathbb{R} \cup \mathbb{R} \times \mathbb{R} \times \pi\mathbb{Z})) \rightarrow \mathbb{R}$ be defined as $F_{s_i, s'_i}(\alpha_1, \alpha_2, \alpha_3) = s'_1 b_1(\alpha_1, \alpha_2, \alpha_3) + s'_2 b_2(\alpha_1, \alpha_2, \alpha_3) + s'_3 b_3(\alpha_1, \alpha_2, \alpha_3) - s_1 \alpha_1 - s_2 \alpha_2 - s_3 \alpha_3$. One can check that for any choice of the s_i and s'_i , $\frac{\partial F_{s_i, s'_i}}{\partial \alpha_2}(\frac{\pi}{4}, \frac{\pi}{4}, \frac{\pi}{4}) \neq 0$, so that all the F_{s_i, s'_i} are injective on a small sub-domain of the form $\{\frac{\pi}{4}\} \times [\frac{\pi}{4} - \varepsilon, \frac{\pi}{4} + \varepsilon] \times \{\frac{\pi}{4}\}$ with $\varepsilon > 0$. This sub-domain has cardinality 2^{\aleph_0} . Additionally, for each choice of the s_i and s'_i , since F_{s_i, s'_i} is injective on this sub-domain, the set $F_{s_i, s'_i}^{-1}(\langle \Phi_A \rangle) \cap (\{\frac{\pi}{4}\} \times [\frac{\pi}{4} - \varepsilon, \frac{\pi}{4} + \varepsilon] \times \{\frac{\pi}{4}\})$ is at most of the cardinality of $\langle \Phi_A \rangle$, which is strictly less than 2^{\aleph_0} . This implies that the union $\bigcup_{s_i, s'_i \in \{-1, 1\}} F_{s_i, s'_i}^{-1}(\langle \Phi_A \rangle) \cap (\{\frac{\pi}{4}\} \times [\frac{\pi}{4} - \varepsilon, \frac{\pi}{4} + \varepsilon] \times \{\frac{\pi}{4}\})$ also has cardinality strictly less than 2^{\aleph_0} . Hence, there exists $\alpha_2 \in [\frac{\pi}{4} - \varepsilon, \frac{\pi}{4} + \varepsilon]$ such that for any choice of the s_i and s'_i , $F_{s_i, s'_i}(\frac{\pi}{4}, \alpha_2, \frac{\pi}{4}) \notin \langle \Phi_A \rangle$. Then if we consider the corresponding instance of Equation (E), $\boxed{-R_X(\frac{\pi}{4})-P(\alpha_2)-R_X(\frac{\pi}{4})} = \boxed{\beta_0-P(\beta_1)-R_X(\beta_2)-P(\beta_3)}$, there does not exist sign assignments S_1 and S_2 such that $\boxed{\boxed{\beta_0-P(\beta_1)-R_X(\beta_2)-P(\beta_3)}}^{S_2} - \boxed{\boxed{-R_X(\frac{\pi}{4})-P(\alpha_2)-R_X(\frac{\pi}{4})}}^{S_1} \in \langle \Phi_A \rangle$, as this would give us a choice of the s_i and s'_i such that $F_{s_i, s'_i}(\frac{\pi}{4}, \alpha_2, \frac{\pi}{4}) \in \langle \Phi_A \rangle$. This proves that this instance of Equation (E) is not a consequence of the axioms of A .

It remains to prove the formulas given above for β_1, β_2 and β_3 in Equation (E), using the expressions given in Section III-A. First, note that if $\alpha_1, \alpha_2, \alpha_3 \not\equiv 0 \pmod{\pi}$ then $z, z' \neq 0$. For $i \in \{1, 2, 3\}$, we denote $c_i := \cos(\frac{\alpha_i}{2})$ and $s_i := \sin(\frac{\alpha_i}{2})$.

One has $\beta_1 = \arg(zz')$, with

$$\begin{aligned} \Re(zz') &= \cos^2\left(\frac{\alpha_2}{2}\right) \cos\left(\frac{\alpha_1 + \alpha_3}{2}\right) \sin\left(\frac{\alpha_1 + \alpha_3}{2}\right) + \sin^2\left(\frac{\alpha_2}{2}\right) \cos\left(\frac{\alpha_1 - \alpha_3}{2}\right) \sin\left(\frac{\alpha_1 - \alpha_3}{2}\right) \\ &= \frac{1}{2}(c_2^2 \sin(\alpha_1 + \alpha_3) + s_2^2 \sin(\alpha_1 - \alpha_3)) \\ &= \frac{1}{2}(c_2^2(\sin(\alpha_1) \cos(\alpha_3) + \cos(\alpha_1) \sin(\alpha_3)) + s_2^2(\sin(\alpha_1) \cos(\alpha_3) - \cos(\alpha_1) \sin(\alpha_3))) \\ &= \frac{1}{2}(\sin(\alpha_1) \cos(\alpha_3)(c_2^2 + s_2^2) + \cos(\alpha_1) \sin(\alpha_3)(c_2^2 - s_2^2)) \\ &= \frac{1}{2}(\sin(\alpha_1) \cos(\alpha_3) + \cos(\alpha_1) \cos(\alpha_2) \sin(\alpha_3)) \end{aligned}$$

and

$$\begin{aligned} \Im(zz') &= \cos\left(\frac{\alpha_2}{2}\right) \sin\left(\frac{\alpha_2}{2}\right) \left(\cos\left(\frac{\alpha_1 - \alpha_3}{2}\right) \sin\left(\frac{\alpha_1 + \alpha_3}{2}\right) - \cos\left(\frac{\alpha_1 + \alpha_3}{2}\right) \sin\left(\frac{\alpha_1 - \alpha_3}{2}\right) \right) \\ &= c_2 s_2 ((c_1 c_3 + s_1 s_3)(s_1 c_3 + c_1 s_3) - (c_1 c_3 - s_1 s_3)(s_1 c_3 - c_1 s_3)) \\ &= 2c_2 s_2 (c_1^2 c_3 s_3 + s_1^2 c_3 s_3) \\ &= 2c_2 s_2 c_3 s_3 \\ &= \frac{1}{2} \sin(\alpha_2) \sin(\alpha_3). \end{aligned}$$

If $\alpha_1, \alpha_2, \alpha_3 \not\equiv 0 \pmod{\pi}$, then this implies that $\Im(zz') \neq 0$, so that $\beta_1 \equiv \frac{\pi}{2} - \arctan\left(\frac{\Re(zz')}{\Im(zz')}\right) \pmod{\pi}$, which gives the desired formula.

To prove the analogous formula for β_3 , it suffices to remark that by exchanging α_1 and α_3 in the expressions given in Section III-A, one computes β_3 instead of β_1 (and vice-versa).

One has

$$\beta_2 = 2 \arg \left(i + \left| \frac{z}{z'} \right| \right) = \arg \left(\left(i + \left| \frac{z}{z'} \right| \right)^2 \right) = \arg \left(\left| \frac{z}{z'} \right|^2 - 1 + 2i \left| \frac{z}{z'} \right| \right).$$

Since the imaginary part of $\left| \frac{z}{z'} \right|^2 - 1 + 2i \left| \frac{z}{z'} \right|$ is positive, its argument is equal to

$$\begin{aligned} \arccos \left(\frac{\left| \frac{z}{z'} \right|^2 - 1}{\left| \frac{z}{z'} \right|^2 - 1 + 2i \left| \frac{z}{z'} \right|} \right) &= \arccos \left(\frac{\left| \frac{z}{z'} \right|^2 - 1}{\sqrt{\left| \frac{z}{z'} \right|^4 + 1 - 2 \left| \frac{z}{z'} \right|^2 + 4 \left| \frac{z}{z'} \right|^2}} \right) \\ &= \arccos \left(\frac{\left| \frac{z}{z'} \right|^2 - 1}{\left| \frac{z}{z'} \right|^2 + 1} \right) \\ &= \arccos \left(\frac{|z|^2 - |z'|^2}{|z|^2 + |z'|^2} \right). \end{aligned}$$

One has $|z|^2 = \cos^2 \left(\frac{\alpha_2}{2} \right) \cos^2 \left(\frac{\alpha_1 + \alpha_3}{2} \right) + \sin^2 \left(\frac{\alpha_2}{2} \right) \cos^2 \left(\frac{\alpha_1 - \alpha_3}{2} \right)$ and $|z'|^2 = \cos^2 \left(\frac{\alpha_2}{2} \right) \sin^2 \left(\frac{\alpha_1 + \alpha_3}{2} \right) + \sin^2 \left(\frac{\alpha_2}{2} \right) \sin^2 \left(\frac{\alpha_1 - \alpha_3}{2} \right)$, so that $|z|^2 + |z'|^2 = 1$ and

$$\begin{aligned} |z|^2 - |z'|^2 &= c_2^2 \left(\cos^2 \left(\frac{\alpha_1 + \alpha_3}{2} \right) - \sin^2 \left(\frac{\alpha_1 + \alpha_3}{2} \right) \right) + s_2^2 \left(\cos^2 \left(\frac{\alpha_1 - \alpha_3}{2} \right) - \sin^2 \left(\frac{\alpha_1 - \alpha_3}{2} \right) \right) \\ &= c_2^2 \cos(\alpha_1 + \alpha_3) + s_2^2 \cos(\alpha_1 - \alpha_3) \\ &= c_2^2 (\cos(\alpha_1) \cos(\alpha_3) - \sin(\alpha_1) \sin(\alpha_3)) + s_2^2 (\cos(\alpha_1) \cos(\alpha_3) + \sin(\alpha_1) \sin(\alpha_3)) \\ &= \cos(\alpha_1) \cos(\alpha_3) (c_2^2 + s_2^2) - \sin(\alpha_1) \sin(\alpha_3) (c_2^2 - s_2^2) \\ &= \cos(\alpha_1) \cos(\alpha_3) - \sin(\alpha_1) \cos(\alpha_2) \sin(\alpha_3) \end{aligned}$$

which gives the desired expression. □

B. Necessity of the remaining axioms

Proposition 11. Equation (S_{2π}) cannot be removed from QC without losing completeness.

Proof. Equation (S_{2π}) is the only axiom that is not sound according to the alternative interpretation $\llbracket \cdot \rrbracket_{S_{2\pi}}$. Intuitively, Equation (S_{2π}) is the only rule acting on 0 qubit that transforms a circuit containing some global phase gates into one that contains none.

$$\begin{aligned} \llbracket C_2 \circ C_1 \rrbracket_{S_{2\pi}} &= \max(\llbracket C_2 \rrbracket_{S_{2\pi}}, \llbracket C_1 \rrbracket_{S_{2\pi}}) \\ \llbracket C_1 \otimes C_2 \rrbracket_{S_{2\pi}} &= \max(\llbracket C_1 \rrbracket_{S_{2\pi}}, \llbracket C_2 \rrbracket_{S_{2\pi}}) \\ \llbracket \mathbb{I} \rrbracket_{S_{2\pi}} &= 1 \quad \text{and} \quad \llbracket g \rrbracket_{S_{2\pi}} = 0 \text{ for any other generator } g \end{aligned}$$

□

Proposition 12. Equation (S₊) cannot be removed from QC without losing completeness.

Proof. For any $\psi \in \mathbb{R} \setminus \{2\pi\}$, the instances of Equation (S₊) where exactly one of the two sides contains a global phase gate with parameter ψ are the only ones that are not sound according to the alternative interpretation $\llbracket \cdot \rrbracket_{S_+}^\psi$. Note that such instances exist for any ψ , for instance $\textcircled{\psi} \textcircled{\frac{\pi}{4}} = \textcircled{\psi + \frac{\pi}{4}}$. Thus at least one such instance for every possible ψ needs to be taken

as an axiom. Intuitively, the instances of Equation (S_+) with a parameter ψ on exactly one side are the only rules acting on 0 qubit that transform a circuit containing some global phase gates with parameter ψ into a circuit that contains none.

$$\begin{aligned} \llbracket C_2 \circ C_1 \rrbracket_{S_+}^\psi &= \max(\llbracket C_2 \rrbracket_{S_+}^\psi, \llbracket C_1 \rrbracket_{S_+}^\psi) \\ \llbracket C_1 \otimes C_2 \rrbracket_{S_+}^\psi &= \max(\llbracket C_1 \rrbracket_{S_+}^\psi, \llbracket C_2 \rrbracket_{S_+}^\psi) \\ \llbracket \textcircled{\varphi} \rrbracket_{S_+}^\psi &= \begin{cases} 1 & \text{if } \varphi = \psi \\ 0 & \text{if } \varphi \neq \psi \end{cases} \quad \text{and} \quad \llbracket g \rrbracket_{S_+}^\psi = 0 \text{ for any other generator } g \end{aligned}$$

□

Proposition 13. Equation (H^2) cannot be removed from QC without losing completeness.

Proof. Equation (H^2) is the only axiom that is not sound according to the alternative interpretation $\llbracket \cdot \rrbracket_{H^2}$. Intuitively, Equation (H^2) is the only rule acting on at most 1 qubit that transforms a circuit containing some Hadamard gates into one that contains none.

$$\begin{aligned} \llbracket C_2 \circ C_1 \rrbracket_{H^2} &= \max(\llbracket C_2 \rrbracket_{H^2}, \llbracket C_1 \rrbracket_{HH}) \\ \llbracket C_1 \otimes C_2 \rrbracket_{H^2} &= \max(\llbracket C_1 \rrbracket_{H^2}, \llbracket C_2 \rrbracket_{HH}) \\ \llbracket \text{---} \rrbracket_{H^2} &= 1 \quad \text{and} \quad \llbracket g \rrbracket_{H^2} = 0 \text{ for any other generator } g \end{aligned}$$

□

Proposition 14. Equation (P_0) cannot be removed from QC without losing completeness.

Proof. Equation (P_0) is the only axiom that is not sound according to the alternative interpretation $\llbracket \cdot \rrbracket_{P_0}$. Intuitively, Equation (P_0) is the only rule acting on at most 1 qubit that does not preserve the parity of number of 1-qubit generators.

$$\begin{aligned} \llbracket C_2 \circ C_1 \rrbracket_{P_0} &= \llbracket C_1 \rrbracket_{P_0} + \llbracket C_2 \rrbracket_{P_0} \pmod 2 \\ \llbracket C_1 \otimes C_2 \rrbracket_{P_0} &= \llbracket C_1 \rrbracket_{P_0} + \llbracket C_2 \rrbracket_{P_0} \pmod 2 \\ \llbracket \text{---} \rrbracket_{P_0} &= \llbracket \text{---} \rrbracket_{P_0} = 1 \quad \text{and} \quad \llbracket g \rrbracket_{P_0} = 0 \text{ for any other generator } g \end{aligned}$$

□

Proposition 15. Equation (C) cannot be removed from QC without losing completeness.

Proof. Equation (C) is the only axiom that is not sound according to the alternative interpretation $\llbracket \cdot \rrbracket_{CX^2}$. Intuitively, Equation (C) is the only rule acting on at most 2 qubits that transforms a circuit containing some CNot gates into one that contains none.

$$\begin{aligned} \llbracket C_2 \circ C_1 \rrbracket_{CX^2} &= \max(\llbracket C_2 \rrbracket_{CX^2}, \llbracket C_1 \rrbracket_{CX^2}) \\ \llbracket C_1 \otimes C_2 \rrbracket_{CX^2} &= \max(\llbracket C_1 \rrbracket_{CX^2}, \llbracket C_2 \rrbracket_{CX^2}) \\ \llbracket \text{---} \rrbracket_{CX^2} &= 1 \quad \text{and} \quad \llbracket g \rrbracket_{CX^2} = 0 \text{ for any other generator } g \end{aligned}$$

□

Proposition 16. Equation (B) cannot be removed from QC without losing completeness.

Proof. Equation (B) is the only axiom that is not sound according to the following alternative interpretation $\llbracket \cdot \rrbracket_B$. Intuitively, Equation (B) is the only rule that does not preserve the parity of number of swap gates. Note that, as quantum circuits have as much output qubits as input qubits, all the deformation rules of the prop formalism preserve the parity of swap gates.

$$\begin{aligned} \llbracket C_2 \circ C_1 \rrbracket_B &= \llbracket C_2 \rrbracket_B \circ \llbracket C_1 \rrbracket_B \\ \llbracket C_1 \otimes C_2 \rrbracket_B &= \llbracket C_1 \rrbracket_B \otimes \llbracket C_2 \rrbracket_B \\ \llbracket \text{---} \rrbracket_B &= \llbracket \text{---} \rrbracket_B = \llbracket \text{---} \rrbracket_B = \llbracket \text{---} \rrbracket_B, \quad \llbracket \text{---} \rrbracket_B = \llbracket \text{---} \rrbracket_B, \quad \llbracket \text{---} \rrbracket_B = \llbracket \text{---} \rrbracket_B \end{aligned}$$

□

Proposition 17. Equation (CZ) cannot be removed from QC without losing completeness.

Proof. The following alternative interpretation $[\cdot]_{CZ}$ excludes Equation (CZ). Intuitively, Equation (CZ) is the only rule that does not preserve the parity of number of cnot gates plus the parity of swap gates.

$$\begin{aligned} [C_2 \circ C_1]_{CZ} &= [C_2]_{CZ} \circ [C_1]_{CZ} \\ [C_1 \otimes C_2]_{CZ} &= [C_1]_{CZ} \otimes [C_2]_{CZ} \\ [\cdot]_{CZ} &= [\odot]_{CZ} = [\cdot], \quad [H]_{CZ} = [H]_{CZ} = [P(\varphi)]_{CZ} = [H], \quad \left[\begin{array}{c} \bullet \\ \oplus \end{array} \right]_{CZ} = \left[\begin{array}{c} \bullet \\ \oplus \end{array} \right], \quad \left[\times \right]_{CZ} = \left[\times \right] \end{aligned}$$

Proposition 18. Equation (E_H) cannot be removed from QC without losing completeness.

Proof. Equation (E_H) is the only axiom that is not sound according to the alternative interpretation $[\cdot]_{E_H}$. Intuitively, Equation (E_H) is the only rule that does not preserve the parity of number of Hadamard gates.

$$\begin{aligned} [C_2 \circ C_1]_{E_H} &= [C_2]_{E_H} + [C_1]_{E_H} \pmod 2 \\ [C_1 \otimes C_2]_{E_H} &= [C_1]_{E_H} + [C_2]_{E_H} \pmod 2 \\ [H]_{E_H} &= 1 \quad \text{and} \quad [g]_{E_H} = 0 \text{ for any other generator } g \end{aligned}$$

APPENDIX D ALTERNATIVE EQUATIONAL THEORY QC'

A. Proofs of Equations (E_H) and (E)

Proof of Equation (E_H) in QC'.

$$\boxed{H} \stackrel{(H^2)(P_0)(S_{2\pi})(S_+)}{=} \boxed{R_X(0)} \boxed{H} \boxed{R_X(0)} \stackrel{(E')}{=} \textcircled{1} \boxed{P(\frac{\pi}{2})} \boxed{R_X(\frac{\pi}{2})} \boxed{P(\frac{\pi}{2})} \stackrel{(S_{2\pi})(S_+)}{=} \boxed{P(\frac{\pi}{2})} \boxed{R_X(\frac{\pi}{2})} \boxed{P(\frac{\pi}{2})}$$

Proof of Equation (P_{2π}) in QC'.

$$\begin{aligned} \boxed{P(2\pi)} &\stackrel{(H^2)(P_0)(S_{2\pi})(S_+)}{=} \boxed{H} \boxed{H} \boxed{P(2\pi)} \boxed{H} \boxed{H} \boxed{R_X(0)} \\ &\stackrel{(1)(S_{2\pi})(S_+)}{=} \textcircled{\pi} \boxed{H} \boxed{R_X(2\pi)} \boxed{H} \boxed{R_X(0)} \\ &\stackrel{(E')}{=} \textcircled{\pi} \textcircled{\pi} \boxed{H} \boxed{P(\frac{\pi}{2})} \boxed{R_X(\frac{\pi}{2})} \boxed{P(\frac{\pi}{2})} \\ &\stackrel{(E_H)(H^2)(S_+)(S_{2\pi})}{=} \text{---} \end{aligned}$$

Proof of Equation (P₋) in QC'.

$$\begin{aligned} \boxed{X} \boxed{P(\varphi)} \boxed{X} &\stackrel{(3)(2)}{=} \boxed{H} \boxed{P(\pi)} \boxed{H} \boxed{P(\varphi)} \boxed{H} \boxed{P(\pi)} \boxed{H} \\ &\stackrel{(H^2)}{=} \boxed{H} \boxed{P(\pi)} \boxed{H} \boxed{P(\varphi)} \boxed{H} \boxed{H} \boxed{H} \boxed{P(\pi)} \boxed{H} \\ &\stackrel{(1)(S_{2\pi})(S_+)}{=} \textcircled{\varphi/2 + \pi/2} \boxed{H} \boxed{P(\pi)} \boxed{R_X(\varphi)} \boxed{H} \boxed{R_X(\pi)} \\ &\stackrel{(E')}{=} \textcircled{\varphi/2 + \pi/2} \textcircled{\varphi/2 - \pi/2 \pmod{2\pi}} \boxed{H} \boxed{P(\pi)} \boxed{P(\frac{3\pi}{2})} \boxed{R_X(\frac{\pi}{2})} \boxed{P(\frac{\pi}{2} - \varphi \pmod{2\pi})} \\ &\stackrel{(S_+)(S_{2\pi})(P_+)(P_{2\pi})}{=} \textcircled{\varphi/2 + \pi/2} \textcircled{\varphi/2 - \pi/2} \boxed{H} \boxed{P(\pi)} \boxed{P(\frac{3\pi}{2})} \boxed{R_X(\frac{\pi}{2})} \boxed{P(\frac{\pi}{2} - \varphi)} \\ &\stackrel{(S_+)(P_+)(P_{2\pi})}{=} \textcircled{\varphi} \boxed{H} \boxed{P(\frac{\pi}{2})} \boxed{R_X(\frac{\pi}{2})} \boxed{P(\frac{\pi}{2})} \boxed{P(-\varphi)} \\ &\stackrel{(E_H)(H^2)}{=} \textcircled{\varphi} \boxed{P(-\varphi)} \end{aligned}$$

Proof of Equation (R_{X-}) in QC'.

$$\boxed{Z} \boxed{R_X(\theta)} \boxed{Z} \stackrel{(H^2)}{=} \boxed{H} \boxed{H} \boxed{Z} \boxed{R_X(\theta)} \boxed{Z} \boxed{H} \boxed{H} \stackrel{(1)}{=} \textcircled{-\theta/2} \boxed{H} \boxed{X} \boxed{P(\theta)} \boxed{X} \boxed{H} \stackrel{(P_-)(S_+)}{=} \textcircled{\theta/2} \boxed{H} \boxed{P(-\theta)} \boxed{H} \stackrel{(1)}{=} \boxed{R_X(-\theta)}$$

Proof of Equation (E) in QC'.

$$\begin{aligned}
& \boxed{-R_X(\alpha_1) - P(\alpha_2) - R_X(\alpha_3)} \stackrel{(P_0)(P_+)}{=} \boxed{-R_X(\alpha_1) - P(x) - P(\alpha_2 - x) - R_X(\alpha_3)} \\
& \stackrel{(H^2)}{=} \boxed{-R_X(\alpha_1) - H - H - P(x) - H - H - P(\alpha_2 - x) - H - H - R_X(\alpha_3)} \\
& \stackrel{(1)(S_{2\pi})(S_+)}{=} \stackrel{(\alpha_2/2)}{\boxed{-R_X(\alpha_1) - H - R_X(x) - R_X(\alpha_2 - x) - H - R_X(\alpha_3)}} \\
& \stackrel{(E')(S_+)}{=} \stackrel{(\alpha_2/2 + \gamma_0 + \delta_0)}{\boxed{-P(\gamma_1) - R_X(\gamma_2) - P(\gamma_3) - P(\delta_1) - R_X(\delta_2) - P(\delta_3)}} \\
& \stackrel{(P_+)}{=} \stackrel{(\alpha_2/2 + \gamma_0 + \delta_0)}{\boxed{-P(\gamma_1) - R_X(\gamma_2) - P(\gamma_3 + \delta_1) - R_X(\delta_2) - P(\delta_3)}}
\end{aligned}$$

Considering x as a variable, we chose x such that $\beta_3(x) + \gamma_1(x) = 0 \pmod{\pi}$. Notice that the existence of such x is proved in [25].

If $\beta_3 + \gamma_1 = 0 \pmod{2\pi}$, then we can assume w.l.o.g. that $\beta_3 + \gamma_1 = 0$ (otherwise we can apply Equation (P_{2π})).

$$\begin{aligned}
& \boxed{-R_X(\alpha_1) - P(\alpha_2) - R_X(\alpha_3)} = \stackrel{(\alpha_2/2 + \gamma_0 + \delta_0)}{\boxed{-P(\gamma_1) - R_X(\gamma_2) - P(0) - R_X(\delta_2) - P(\delta_3)}} \\
& \stackrel{(P_0)}{=} \stackrel{(\alpha_2/2 + \gamma_0 + \delta_0)}{\boxed{-P(\gamma_1) - R_X(\gamma_2) - R_X(\delta_2) - P(\delta_3)}} \\
& \stackrel{(P_+)(1)(H^2)}{=} \stackrel{(\alpha_2/2 + \gamma_0 + \delta_0)}{\boxed{-P(\gamma_1) - R_X(\gamma_2 + \delta_2) - P(\delta_3)}}
\end{aligned}$$

If $\beta_3 + \gamma_1 = \pi \pmod{2\pi}$, then we can assume w.l.o.g. that $\beta_3 + \gamma_1 = \pi$ (otherwise we can apply Equation (P_{2π})).

$$\begin{aligned}
& \boxed{-R_X(\alpha_1) - P(\alpha_2) - R_X(\alpha_3)} = \stackrel{(\alpha_2/2 + \gamma_0 + \delta_0)}{\boxed{-P(\gamma_1) - R_X(\gamma_2) - P(\pi) - R_X(\delta_2) - P(\delta_3)}} \\
& \stackrel{(R_X-)(P_{2\pi})}{=} \stackrel{(\alpha_2/2 + \gamma_0 + \delta_0)}{\boxed{-P(\gamma_1) - R_X(\gamma_2) - R_X(-\delta_2) - P(\pi) - P(\delta_3)}} \\
& \stackrel{(P_+)(1)(H^2)}{=} \stackrel{(\alpha_2/2 + \gamma_0 + \delta_0)}{\boxed{-P(\gamma_1) - R_X(\gamma_2 - \delta_2) - P(\delta_3 + \pi)}}
\end{aligned}$$

In both cases we have a circuit of the form $\stackrel{(\beta_0)}{\boxed{-P(\beta_1) - R_X(\beta_2) - P(\beta_3)}}$. We conclude the proof by noting that Lemma 1 can be straightforwardly generalised to QC' (all involved equations are proved in QC'). \square

B. Proof of Proposition 6

Proposition 6. *The Clifford fragment is closed under Equation (E'), i.e. $\alpha'_i = 0 \pmod{\frac{\pi}{2}}$ for $i \in \{1, 3\}$ if and only if $\beta'_i = 0 \pmod{\frac{\pi}{2}}$ for $i \in \{1, 2, 3\}$.*

Proof. $\boxed{\implies}$ Supposing $\alpha'_i = 0 \pmod{\frac{\pi}{2}}$ for $i \in \{1, 3\}$, we have to show that $\beta'_i = 0 \pmod{\frac{\pi}{2}}$ for $i \in \{1, 2, 3\}$. As the functions used to compute the angles β'_i are 4π -periodic, there is only a finite number on instances to check. We can do so by direct computation. Note that in the three cases (corresponding to the three cases to compute the angles β'_i) we can also reduce the number of instances to check as follows.

Case $z' = 0$.

$$z' = 0 \implies \begin{cases} \sin(\frac{\alpha'_1 + \alpha'_3}{2}) = 0 \\ \cos(\frac{\alpha'_1 - \alpha'_3}{2}) = 0 \end{cases} \implies \begin{cases} \frac{\alpha'_1 + \alpha'_3}{2} = 0 \pmod{\pi} \\ \frac{\alpha'_1 - \alpha'_3}{2} = \frac{\pi}{2} \pmod{\pi} \end{cases} \implies \begin{cases} \alpha'_1 = \frac{\pi}{2} \pmod{\pi} \\ \alpha'_3 = -\frac{\pi}{2} \pmod{\pi} \end{cases}$$

Case $z = 0$.

$$z = 0 \implies \begin{cases} \cos(\frac{\alpha'_1 + \alpha'_3}{2}) = 0 \\ \sin(\frac{\alpha'_1 - \alpha'_3}{2}) = 0 \end{cases} \implies \begin{cases} \frac{\alpha'_1 + \alpha'_3}{2} = \frac{\pi}{2} \pmod{\pi} \\ \frac{\alpha'_1 - \alpha'_3}{2} = 0 \pmod{\pi} \end{cases} \implies \begin{cases} \alpha'_1 = \frac{\pi}{2} \pmod{\pi} \\ \alpha'_3 = \frac{\pi}{2} \pmod{\pi} \end{cases}$$

Case $z \neq 0$ and $z' \neq 0$. In this case, we can even easily prove the statement. First note that $\alpha'_1 + \alpha'_3/2 = 0 \pmod{\pi/4}$. We distinguish the case $\alpha'_1 + \alpha'_3/2 = 0 \pmod{\pi/2}$ and the case $\alpha'_1 + \alpha'_3/2 = \pi/4 \pmod{\pi/2}$.

Subcase $\alpha'_1 + \alpha'_3/2 = 0 \pmod{\pi/2}$. As $\alpha'_i = 0 \pmod{\pi/2}$, it is also the case that $\alpha'_1 - \alpha'_3/2 = 0 \pmod{\pi/2}$. Then, one can check that $\arg(z) = 0 \pmod{\pi/2}$, $\arg(z') = 0 \pmod{\pi/2}$ and $|z| = |z'|$. Hence we get $\beta'_1 = \arg(z) + \arg(z') = 0 \pmod{\pi/2}$, $\beta'_2 = 2 \arg(i + |\frac{z}{z'}|) = \pi/2$ and $\beta'_3 = \arg(z) - \arg(z') = 0 \pmod{\pi/2}$.

Subcase $\alpha'_1 + \alpha'_3/2 = \pi/4 \pmod{\pi/2}$. As $\alpha'_i = 0 \pmod{\pi/2}$, it is also the case that $\alpha'_1 - \alpha'_3/2 = \pi/4 \pmod{\pi/2}$. Then, one can check that $\arg(z) = \pi/4 \pmod{\pi/2}$, $\arg(z') = \pi/4 \pmod{\pi/2}$ and $|z| = |z'|$. Hence we get $\beta'_1 = \arg(z) + \arg(z') = 0 \pmod{\pi/2}$, $\beta'_2 = 2 \arg(i + |\frac{z}{z'}|) = \pi/2$ and $\beta'_3 = \arg(z) - \arg(z') = 0 \pmod{\pi/2}$.

$\boxed{\impliedby}$ Supposing $\beta'_i = 0 \pmod{\frac{\pi}{2}}$ for $i \in \{1, 2, 3\}$, we have to show that $\alpha'_i = 0 \pmod{\frac{\pi}{2}}$ for $i \in \{1, 3\}$. We distinguish three cases, corresponding to the three cases to compute the angles β'_i . In the following we use the notation $H := \boxed{-H}$, $P(\varphi) := \boxed{-P(\varphi)}$ and $R_X(\theta) := \boxed{-R_X(\theta)}$.

Case $z' = 0$. In this case $\beta'_2 = \beta'_3 = 0$, then by soundness of Equation (E') we have

$$\begin{aligned}
R_X(\alpha'_3)HR_X(\alpha'_1) &= e^{i\beta'_0}P(0)R_X(0)P(\beta'_1) \stackrel{(1)}{\iff} e^{-i(\alpha'_1/2+\alpha'_3/2)}HP(\alpha'_3)HP(\alpha'_1)H = e^{i\beta'_0}P(\beta'_1) \\
&\iff P(\alpha'_3)HP(\alpha'_1) = e^{i(\beta'_0+\alpha'_1/2+\alpha'_3/2)}HP(\beta'_1)H \\
&\iff \frac{1}{\sqrt{2}} \begin{pmatrix} 1 & e^{i\alpha'_1} \\ e^{i\alpha'_3} & -e^{i(\alpha'_1+\alpha'_3)} \end{pmatrix} = e^{i(\beta'_0+\alpha'_1/2+\alpha'_3/2+\beta'_1/2)} \begin{pmatrix} \cos(\beta'_1/2) & -i \sin(\beta'_1/2) \\ -i \sin(\beta'_1/2) & \cos(\beta'_1/2) \end{pmatrix} \\
\implies \begin{cases} -e^{i(\alpha'_1+\alpha'_3)} = 1 \\ e^{i\alpha'_1} = e^{i\alpha'_3} \end{cases} &\implies \begin{cases} \alpha'_1 + \alpha'_3 + \pi = 0 \pmod{2\pi} \\ \alpha'_1 = \alpha'_3 \pmod{2\pi} \end{cases} \implies \begin{cases} \alpha'_1 = \frac{\pi}{2} \pmod{\pi} \\ \alpha'_3 = \frac{\pi}{2} \pmod{\pi} \end{cases} \implies \begin{cases} \alpha'_1 = 0 \pmod{\pi/2} \\ \alpha'_3 = 0 \pmod{\pi/2} \end{cases}
\end{aligned}$$

Case $z = 0$. In this case $\beta'_2 = \pi$ and $\beta'_3 = 0$, then by soundness of Equation (E') we have

$$\begin{aligned}
R_X(\alpha'_3)HR_X(\alpha'_1) &= e^{i\beta'_0}P(0)R_X(\pi)P(\beta'_1) \iff R_X(\alpha'_3 - \pi)HR_X(\alpha'_1) = e^{i\beta'_0}P(\beta'_1) \\
\stackrel{(1)}{\iff} e^{-i(\alpha'_1/2+\alpha'_3/2-\pi/2)}HP(\alpha'_3 - \pi)HP(\alpha'_1)H &= e^{i\beta'_0}P(\beta'_1) \iff P(\alpha'_3 - \pi)HP(\alpha'_1) = e^{i(\beta'_0+\alpha'_1/2+\alpha'_3/2-\pi/2)}HP(\beta'_1)H \\
&\iff \frac{1}{\sqrt{2}} \begin{pmatrix} 1 & e^{i\alpha'_1} \\ e^{i(\alpha'_3-\pi)} & -e^{i(\alpha'_1+\alpha'_3-\pi)} \end{pmatrix} = e^{i(\beta'_0+\alpha'_1/2+\alpha'_3/2-\pi/2+\beta'_1/2)} \begin{pmatrix} \cos(\beta'_1/2) & -i \sin(\beta'_1/2) \\ -i \sin(\beta'_1/2) & \cos(\beta'_1/2) \end{pmatrix} \\
\implies \begin{cases} -e^{i(\alpha'_1+\alpha'_3-\pi)} = 1 \\ e^{i\alpha'_1} = e^{i(\alpha'_3-\pi)} \end{cases} &\implies \begin{cases} \alpha'_1 + \alpha'_3 = 0 \pmod{2\pi} \\ \alpha'_1 = \alpha'_3 - \pi \pmod{2\pi} \end{cases} \implies \begin{cases} \alpha'_1 = \frac{\pi}{2} \pmod{\pi} \\ \alpha'_3 = -\frac{\pi}{2} \pmod{\pi} \end{cases} \implies \begin{cases} \alpha'_1 = 0 \pmod{\pi/2} \\ \alpha'_3 = 0 \pmod{\pi/2} \end{cases}
\end{aligned}$$

Case $z \neq 0$ and $z' \neq 0$. In this case $\beta'_2 = 0 \pmod{\pi/2}$ implies

$$\frac{\beta'_2}{2} = \arg \left(i + \frac{|z|}{|z'|} \right) = \arctan \left(\frac{\sqrt{\cos^2(\alpha'_1+\alpha'_3/2) + \sin^2(\alpha'_1-\alpha'_3/2)}}{\sqrt{\sin^2(\alpha'_1+\alpha'_3/2) + \cos^2(\alpha'_1-\alpha'_3/2)}} \right) = 0 \pmod{\pi/4}$$

Subcase $\beta'_2/2 = 0 \pmod{\pi/2}$. In this case, using $\arctan(x) = 0 \pmod{\pi/2} \implies x = 0$ and $\beta'_2/2 \in]0, \pi/2[$, we have $\cos^2(\alpha'_1+\alpha'_3/2) + \sin^2(\alpha'_1-\alpha'_3/2) = 0$ which implies

$$\begin{aligned}
\begin{cases} \cos^2(\frac{\alpha'_1+\alpha'_3}{2}) = 0 \\ \sin^2(\frac{\alpha'_1-\alpha'_3}{2}) = 0 \end{cases} &\implies \begin{cases} \frac{\alpha'_1+\alpha'_3}{2} = \frac{\pi}{2} \pmod{\pi} \\ \frac{\alpha'_1-\alpha'_3}{2} = 0 \pmod{\pi} \end{cases} \implies \begin{cases} \alpha'_1 + \alpha'_3 = \pi \pmod{2\pi} \\ \alpha'_1 - \alpha'_3 = 0 \pmod{2\pi} \end{cases} \\
&\implies \begin{cases} \alpha'_1 = \frac{\pi}{2} \pmod{\pi} \\ \alpha'_3 = \frac{\pi}{2} \pmod{\pi} \end{cases} \implies \begin{cases} \alpha'_1 = 0 \pmod{\pi/2} \\ \alpha'_3 = 0 \pmod{\pi/2} \end{cases}
\end{aligned}$$

Subcase $\beta'_2/2 = \pi/4 \pmod{\pi/2}$. In this case, using $\arctan(x) = \pi/4 \pmod{\pi/2} \implies x = \pm 1$ and $\beta'_2/2 \in]0, \pi/2[$, we have

$$\begin{aligned}
\sqrt{\cos^2(\alpha'_1+\alpha'_3/2) + \sin^2(\alpha'_1-\alpha'_3/2)} &= \sqrt{\sin^2(\alpha'_1+\alpha'_3/2) + \cos^2(\alpha'_1-\alpha'_3/2)} \\
\implies \cos^2(\alpha'_1+\alpha'_3/2) + \sin^2(\alpha'_1-\alpha'_3/2) &= \sin^2(\alpha'_1+\alpha'_3/2) + \cos^2(\alpha'_1-\alpha'_3/2) \\
\implies 1 - \sin^2(\alpha'_1+\alpha'_3/2) + \sin^2(\alpha'_1-\alpha'_3/2) &= \sin^2(\alpha'_1+\alpha'_3/2) + 1 - \sin^2(\alpha'_1-\alpha'_3/2) \\
\implies \sin^2(\alpha'_1-\alpha'_3/2) &= \sin^2(\alpha'_1+\alpha'_3/2) \implies \sin(\alpha'_1-\alpha'_3/2) = \pm \sin(\alpha'_1+\alpha'_3/2) \\
\implies \frac{\alpha'_1 - \alpha'_3}{2} &= \pm \frac{\alpha'_1 + \alpha'_3}{2} \pmod{\pi} \implies \alpha'_1 - \alpha'_3 = \pm \alpha'_1 \pm \alpha'_3 \pmod{2\pi}
\end{aligned}$$

If $\alpha'_1 - \alpha'_3 = \alpha'_1 + \alpha'_3 \pmod{2\pi}$ then $\alpha'_3 = 0 \pmod{\pi}$ and by computing the value of β'_3 (as the functions are 4π -periodic in α'_3 we just need to check the computation for the four instances $\beta'_3 \in \{0, \pi, 2\pi, 3\pi\}$) we obtain $\beta'_3 = \pm \alpha'_1 \pmod{\pi/2}$ which together with $\beta'_3 = 0 \pmod{\pi/2}$ implies that $\alpha'_1 = 0 \pmod{\pi/2}$.

If $\alpha'_1 - \alpha'_3 = -\alpha'_1 - \alpha'_3 \pmod{2\pi}$ then $\alpha'_1 = 0 \pmod{\pi}$ and by computing the value of β'_1 (as the functions are 4π -periodic in α'_1 we just need to check the computation for the four instances $\beta'_1 \in \{0, \pi, 2\pi, 3\pi\}$) we obtain $\beta'_1 = \pm \alpha'_3 \pmod{\pi/2}$ which together with $\beta'_1 = 0 \pmod{\pi/2}$ implies that $\alpha'_3 = 0 \pmod{\pi/2}$. \square