

Shorter Pulses, Smaller Errors

Quantum Circuit Optimization via Parameterized Pulses

FINN VOICHICK, University of Maryland, United States

LEONIDAS LAMPROPOULOS, University of Maryland, United States

ROBERT RAND, University of Chicago, United States

We propose a technique for optimizing quantum programs by temporally stretching pre-calibrated pulses. As an example, we modify a three-qubit Toffoli gate implementation by using an off-the-shelf numerical optimization algorithm to shorten the cross-resonance pulses in the sequence. Preliminary quantum process tomography results suggest that our strategy sometimes halves a Toffoli gate’s error in practice, increasing process fidelity from around 60% to around 80%. Unlike existing quantum control techniques, ours takes seconds to converge, demonstrating its potential utility when incorporated into a general-purpose compiler pass that improves both the time and the accuracy of quantum programs.

CCS Concepts: • **Hardware** → **Quantum computation**; • **Software and its engineering** → *Compilers*; • **Theory of computation** → Timed and hybrid models; Quantum information theory.

Additional Key Words and Phrases: quantum process tomography, analog quantum computing, cross-resonance pulse

1 INTRODUCTION

Quantum programs rely on multiple kinds of optimizations. At one end of the spectrum, computer scientists design optimizing compilers for high-level quantum circuits, treating a program as a long sequence of discrete gates and incrementally replacing subsequences with smaller ones. At the other end, physicists use experiments, computational models, and numerical algorithms to engineer and optimize the low-level pulses that make up a quantum computer’s base gate set. Both strategies can improve a quantum program’s performance, but the two work on different scales and use different techniques. This compartmentalization creates a gap: high-level optimizers view individual gates as atomic entities and overlook the impact of noise, while low-level quantum control tends to be slow and specialized for a small set of gates.

This work draws attention to the opportunities in the middle ground of this optimization spectrum. Though precisely modeling a quantum system’s dynamics can be a computationally expensive task, it is possible to reasonably approximate the impact of decoherence and to take this noise into account in a general-purpose optimizing compiler without sacrificing performance.

As the title suggests, our main observation is that a hardware pulse of shorter duration tends to have less error, as there is less opportunity for cross-talk and decoherence. While there is a tendency to view a quantum computer’s operations as atomic “logic gates,” the underlying microwave pulses that implement these gates inhabit a continuous parameter space. Shortening a pulse’s duration changes its behavior in a predictable way, and a circuit optimizer can leverage this fact to produce higher-fidelity programs. We rely on a quasi-Newton method to find parameters that shorten pulses while still implementing the target unitary. Such numerical optimization techniques are uncommon in compilers, but this is an unusual use case where they apply – changing a program’s real gate parameters changes the output, and we use a continuous and differentiable function to model these effects.

Though this work is still preliminary and further experiments are needed, we believe that our techniques show promise for a general-purpose compiler optimization pass that is noise-aware and avoids the computational expense of full quantum optimal control. The rest of this technical report makes the following contributions:

$$R_z(\theta) := \begin{bmatrix} e^{-i\theta/2} & 0 \\ 0 & e^{i\theta/2} \end{bmatrix} \quad X := \begin{bmatrix} 0 & 1 \\ 1 & 0 \end{bmatrix} \quad \sqrt{X} := \frac{1}{\sqrt{2}} \begin{bmatrix} 1 & -i \\ -i & 1 \end{bmatrix} \quad \text{CNOT} := \begin{bmatrix} 1 & 0 & 0 & 0 \\ 0 & 1 & 0 & 0 \\ 0 & 0 & 0 & 1 \\ 0 & 0 & 1 & 0 \end{bmatrix}$$

Fig. 1. Basis gates for some of IBM’s superconducting quantum computers

- A description and Python implementation of a new technique for optimizing quantum circuits, consisting of two main components:
 - An extension of IBM’s existing gate set. We temporally stretch the pre-calibrated cross-resonance pulses, creating an additional variable-length pulse.
 - Software that optimizes a quantum circuit to take advantage of these parameterized pulses, generating shorter pulse sequences without significantly altering circuit semantics.
- A case study demonstrating that this technique can quickly converge to a pulse sequence that improves a quantum Toffoli gate implementation. Experimental quantum process tomography data collected from IBM’s superconducting machines put the process fidelity of the original implementation below 60%, while the fidelity of our modified version exceeds 80%.
- A discussion of integrating of our technique into a general-purpose compiler pass, which could improve performance on large-scale quantum circuits.

2 TECHNIQUE

Maintainers of quantum hardware provide a set of instructions available on their machines, typically a gate set universal for quantum computation. For example, some of IBM’s machines use the gates in Fig 1. On quantum devices, multiqubit gates require more time and thus produce more error than their single-qubit counterparts [Kirchhoff et al. 2018; Sheldon et al. 2016]. Using IBM’s superconducting qubits, single-qubit gate errors are on the order of 10^{-4} , while two-qubit gate errors are on the order of 10^{-2} .

Our main insight is that shortening the two-qubit pulses can reduce error in quantum circuits. By extending the gate set beyond the fixed-duration CNOT gate, execution involves less time performing two-qubit operations. This technique requires an alternative compilation method that takes advantage of parameterized gates. Our implementation is available in a public git repository [Voichick et al. 2023].

2.1 Pulse Stretching

IBM recalibrates all of the pulse sequences on their quantum machines daily. To implement multi-qubit (entangling) operations, they use an “echo-cross-resonance” (eCR) pulse sequence, based on

$$\text{eCR}(\theta) := \begin{bmatrix} 0 & 0 & \cos \theta & i \sin \theta \\ 0 & 0 & i \sin \theta & \cos \theta \\ \cos \theta & -i \sin \theta & 0 & 0 \\ -i \sin \theta & \cos \theta & 0 & 0 \end{bmatrix} \quad \text{eCR}\left(\frac{\pi}{4}\right) = \frac{1}{\sqrt{2}} \begin{bmatrix} 0 & 0 & 1 & i \\ 0 & 0 & i & 1 \\ 1 & -i & 0 & 0 \\ -i & 1 & 0 & 0 \end{bmatrix}$$

Fig. 2. The echo-cross-resonance gate matrix, maximally entangling when $\theta = \frac{\pi}{4}$

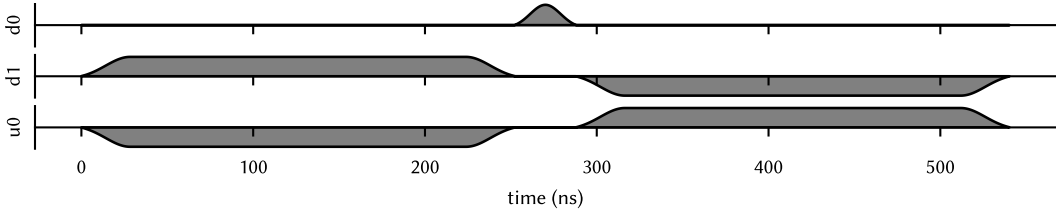


Fig. 3. A pre-calibrated $eCR(\frac{\pi}{4})$ gate on device `ibm_lagos`, qubits 0 and 1

the $Z \otimes X$ Hamiltonian interaction [Córcoles et al. 2013]. The relationship between pulse amplitude and Hamiltonian is nonlinear, and the eCR sequence mitigates the effect of extraneous terms such as $Z \otimes I$ and $I \otimes X$ [Malekakhlagh et al. 2020]. Consisting of two opposing cross-resonance (CR) pulses sandwiching a Pauli-X gate on the control qubit, this sequence can approximate the family $eCR(\theta)$ of unitaries in Fig. 2, and IBM regularly recalibrates the $eCR(\frac{\pi}{4})$ pulse, which can implement a CNOT gate when composed with single-qubit gates [Krantz et al. 2019]. By customizing the calibrated CR pulses to be shorter, we obtain the full family of eCR gates. This strategy is similar in principle to that of Gokhale et al. 2020: By bootstrapping from existing calibrations, we avoid a potentially costly closed-loop tune-up process [Kirchhoff et al. 2018].

As an example, Fig. 3 depicts the pulse sequence for an $eCR(\frac{\pi}{4})$ gate. In arbitrary units, it plots the amplitudes of the microwave pulses applied to three channels over the course of around five hundred nanoseconds. Channel `u0` is the coupler between qubits 0 and 1, the `d1` pulse is an active cancellation pulse on qubit 1 [Sheldon et al. 2016], and the `d0` pulse is an intermediate Pauli-X gate applied to qubit 0. Fig. 4 depicts a smaller rotation with higher fidelity. To generate this pulse envelope, we leave the Pauli-X gate unchanged but shorten cross-resonance segments, treating the angle of rotation as roughly proportional to the area under the curve. We maintain the same shape for the rising and falling of the pulse amplitude because speeding up this increase and decrease can lead to leakage into higher energy levels.

2.2 Optimization

To synthesize a quantum circuit implementing a desired unitary, we employ an off-the-shelf quasi-Newton optimization algorithm, the BFGS method [Zhu et al. 1997]. Our model and cost function are considerably simpler than those typically seen in quantum optimal control [Koch et al. 2022], which makes it less precise but scalable to larger circuits. We rely only on the error metrics that IBM already computes as part of its daily calibration routine.

We assume depolarizing noise that depends on pulse length. For simplicity, we restrict attention to the dominant Kraus operator in the resulting superoperator, treating a gate as a norm-decreasing

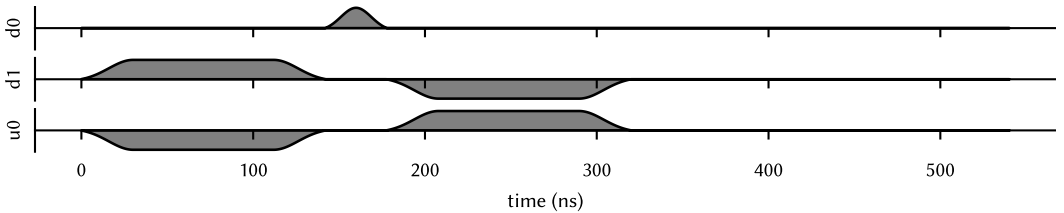


Fig. 4. A custom $eCR(\frac{\pi}{8})$ gate on `ibm_lagos`, qubits 0 and 1

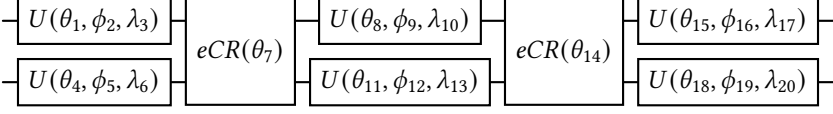


Fig. 5. A two-qubit circuit skeleton with twenty parameters

operator rather than a (norm-preserving) unitary one. Consequently, if the $eCR(\theta)$ matrix defined in the previous section describes the ideal unitary, our noise model treats it instead as $(1 - \varepsilon)^{\sin^2 \theta} eCR(\theta)$, where ε is the estimated CNOT error rate. We use the $\sin^2 \theta$ exponent not based on rigorous experimental data, but simply because it is periodic and differentiable everywhere, and it works in practice. A maximally entangling $\theta \in \{\dots, -\frac{\pi}{4}, \frac{\pi}{4}, \frac{3\pi}{4}, \dots\}$ incurs a maximum error of ε , while a zero-duration $\theta \in \{\dots, 0, \frac{\pi}{2}, \dots\}$ requires only single-qubit gates with comparably negligible error. The ε parameter can vary across different qubit pairs, enabling the optimizer to base its pulse durations on the noisiness of the underlying hardware.

Using Qiskit’s built-in basis gate conversion procedures, we begin by translating an input circuit into the gate set $\{R_z, R_x, eCR(\pi/4)\}$. We fix the resulting circuit skeleton so that the circuit semantics is defined only by a vector of real parameters, such as the twenty parameters in Fig. 5. If the (norm-decreasing) semantics matrix of the resulting circuit is V and the target unitary is U , we use a cost function of $1 - |\text{trace}(V^\dagger U)|^2$. Because this cost function applies only sinusoidal and polynomial functions to the input parameters θ , we can quickly compute its Jacobian, making the optimization algorithm more efficient.

3 EVALUATION

We applied this technique to optimize a Toffoli gate. Under the assumption of all-to-all connectivity, a Toffoli gate decomposition requires six CNOT gates [Shende and Markov 2009], but superconducting qubits tend to have limited connectivity [Hazra et al. 2021], so we assume that the three qubits are arranged linearly with each connected only to its nearest neighbors. Using Qiskit’s libraries [Wille et al. 2019], we arrived at an implementation with ten entangling gates, where the final three CNOT gates implement a SWAP gate used to correct for Qiskit’s discrepancy between physical and virtual qubits. This is not the optimal circuit for this gate set and coupling map, but we were unable to improve upon this circuit using several existing optimizers [Quetschlich et al. 2023; Sivarajah et al. 2020; Xu et al. 2023], so it seems a reasonable point of comparison.

Running on a low-end consumer laptop, our optimization routine takes a few seconds to converge to a locally optimal solution. The resulting program uses ten corresponding eCR pulse sequences of varying duration, some with the full $\frac{\pi}{4}$ rotation, but most markedly shorter.

To compare the original ten-CNOT Toffoli implementation to our version with shorter pulses, we use quantum process tomography (QPT), a standard procedure for characterizing a quantum process by preparing and measuring the qubits in a variety of configurations [O’Brien et al. 2004]. Thus far,

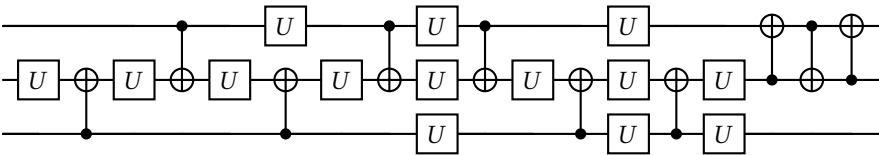


Fig. 6. A skeleton of the ten-CNOT Toffoli gate used as input for our optimizer

Table 1. Toffoli gate fidelity comparison

Machine	Process fidelity	
	CNOT-based	Shortened eCR
ibm_lagos	49%	82%
ibm_nairobi	78%	80%
ibm_perth	64%	78%

we have performed full QPT on three of IBM’s superconducting machines. On device `ibm_lagos`, we used the physical qubits indexed 0, 1, and 3, with qubit 1 as the target. On `ibm_nairobi`, we used qubits 0, 1, and 2, with qubit 1 as the target. On `ibm_perth`, we used qubits 1, 2, and 3, with qubit 1 as the target. Table 1 shows the QPT results.

4 PROSPECTS

This project is a work in progress, but we believe that our preliminary data shows promise for a general-purpose compiler pass. Though it would not be feasible to optimize a large-scale circuit in its entirety using this method, it would be feasible as a peephole optimization for subcircuits below a tractable size. Our current strategy uses the input circuit’s existing structure of multiqubit gates, but future work could explore modifying this skeleton by pruning short-duration gates or adding more entangling gates. We could also fine-tune our error model further, perhaps changing the $\sin^2(\theta)$ exponent to something more physically accurate.

Measuring the performance of this optimizer on large-scale programs could be a challenge. Researchers often compare optimizers based on gate count [Xu et al. 2023], but our strategy improves circuit fidelity without affecting gate count at all. Analytical approximations of noise often differ from experimental results, and full QPT requires a number of circuits exponential in the number of qubits, which prohibits any large-scale use. One option is to restrict attention to a class of circuits that is classically simulable, but this is a bit limited for testing a general-purpose optimizer; another is to use a novel analytical metric such as *nanoseconds spent performing cross-resonance pulses*, but this would require more experiments to establish its reliability.

The strategies that we present here apply to programs written in the “digital” quantum circuit model. While it draws inspiration from analog quantum computing for the pulse-level control, optimized circuits performing Hamiltonian simulation will still underperform relative to fully analog simulation, but it is our hope that these optimizations can make near-term circuit-based algorithms more feasible.

More generally, we argue that quantum compiler optimizations should not view quantum gates as atomic and perfect. While there is a tendency to treat quantum circuit optimizations like any other compiler optimization, the continuously-parameterized nature of quantum operations means that there are optimizations that traditional methods cannot discover. This is an opportunity for programming language researchers to draw on well-developed algorithms from other kinds of computational optimization, such as machine learning and numerical analysis.

REFERENCES

- A. D. Córcoles, Jay M. Gambetta, Jerry M. Chow, John A. Smolin, Matthew Ware, Joel Strand, B. L. T. Plourde, and M. Steffen. 2013. Process Verification of Two-Qubit Quantum Gates by Randomized Benchmarking. *Phys. Rev. A* 87 (March 2013), 030301. Issue 3. <https://doi.org/10.1103/PhysRevA.87.030301> arXiv:1210.7011 [quant-ph]
- Pranav Gokhale, Ali Javadi-Abhari, Nathan Earnest, Yunong Shi, and Frederic T. Chong. 2020. Optimized Quantum Compilation for Near-Term Algorithms with OpenPulse. In *53rd Annual IEEE/ACM International Symposium on Microarchitecture*

- (Athens). IEEE, New York, 186–200. <https://doi.org/10.1109/MICRO50266.2020.00027> arXiv:2004.11205 [quant-ph]
- Sumeru Hazra, Anirban Bhattacharjee, Madhavi Chand, Kishor V. Salunkhe, Sriram Gopalakrishnan, Meghan P. Patankar, and R. Vijay. 2021. Ring-Resonator-Based Coupling Architecture for Enhanced Connectivity in a Superconducting Multiqubit Network. *Phys. Rev. Appl.* 16 (Aug. 2021), 024018. Issue 2. <https://doi.org/10.1103/PhysRevApplied.16.024018>
- Susanna Kirchhoff, Torsten Keßler, Per J. Liebermann, Elie Assémat, Shai Machnes, Felix Motzoi, and Frank K. Wilhelm. 2018. Optimized Cross-Resonance Gate for Coupled Transmon Systems. *Phys. Rev. A* 97 (April 2018), 042348. Issue 4. <https://doi.org/10.1103/PhysRevA.97.042348> arXiv:1701.01841 [quant-ph]
- Christiane P. Koch, Ugo Boscain, Tommaso Calarco, Gunther Dirr, Stefan Filipp, Steffen J. Glaser, Ronnie Kosloff, Simone Montangero, Thomas Schulte-Herbrüggen, Dominique Sugny, and Frank K. Wilhelm. 2022. Quantum Optimal Control in Quantum Technologies: Strategic Report on Current Status, Visions and Goals for Research in Europe. *EPJ Quantum Technology* 9, 1 (July 2022), 60 pages. <https://doi.org/10.1140/epjqt/s40507-022-00138-x> arXiv:2205.12110 [quant-ph]
- P. Krantz, M. Kjaergaard, F. Yan, T. P. Orlando, S. Gustavsson, and W. D. Oliver. 2019. A Quantum Engineer’s Guide to Superconducting Qubits. *Applied Physics Reviews* 6, 2 (June 2019), 021318. <https://doi.org/10.1063/1.5089550> arXiv:1904.06560 [quant-ph]
- Moein Malekakhlagh, Easwar Magesan, and David C. McKay. 2020. First-Principles Analysis of Cross-Resonance Gate Operation. *Phys. Rev. A* 102 (Oct. 2020), 042605. Issue 4. <https://doi.org/10.1103/PhysRevA.102.042605> arXiv:2005.00133 [quant-ph]
- J. L. O’Brien, G. J. Pryde, A. Gilchrist, D. F. V. James, N. K. Langford, T. C. Ralph, and A. G. White. 2004. Quantum Process Tomography of a Controlled-NOT Gate. *Phys. Rev. Lett.* 93 (Aug. 2004), 080502. Issue 8. <https://doi.org/10.1103/PhysRevLett.93.080502> arXiv:quant-ph/0402166
- Nils Quetschlich, Lukas Burgholzer, and Robert Wille. 2023. Compiler Optimization for Quantum Computing Using Reinforcement Learning. In *2023 60th ACM/IEEE Design Automation Conference (DAC)*. IEEE, New York, 1–6. <https://doi.org/10.1109/DAC56929.2023.10248002> arXiv:2212.04508 [quant-ph]
- Sarah Sheldon, Easwar Magesan, Jerry M. Chow, and Jay M. Gambetta. 2016. Procedure for Systematically Tuning up Cross-Talk in the Cross-Resonance Gate. *Phys. Rev. A* 93 (June 2016), 060302. Issue 6. <https://doi.org/10.1103/PhysRevA.93.060302> arXiv:1603.04821 [quant-ph]
- Vivek V. Shende and Igor L. Markov. 2009. On the CNOT-Cost of Toffoli Gates. *Quantum Info. Comput.* 9, 5 (May 2009), 461–486. arXiv:0803.2316 [quant-ph]
- Seyon Sivarajah, Silas Dilkes, Alexander Cowtan, Will Simmons, Alec Edgington, and Ross Duncan. 2020. t|ket>: a retargetable compiler for NISQ devices. *Quantum Science and Technology* 6, 1 (Nov. 2020), 014003. <https://doi.org/10.1088/2058-9565/ab8e92> arXiv:2003.10611 [quant-ph]
- Finn Voichick, Leonidas Lampropoulos, and Robert Rand. 2023. Shorter Pulses code repository. <https://gitlab.umiacs.umd.edu/finn/shorter-pulses>
- Robert Wille, Rod Van Meter, and Yehuda Naveh. 2019. IBM’s Qiskit Tool Chain: Working with and Developing for Real Quantum Computers. In *2019 Design, Automation and Test in Europe Conference and Exhibition*. IEEE, New York, 1234–1240. <https://doi.org/10.23919/DATE.2019.8715261>
- Amanda Xu, Abtin Molavi, Lauren Pick, Swamit Tannu, and Aws Albarghouthi. 2023. Synthesizing Quantum-Circuit Optimizers. *Proc. ACM Program. Lang.* 7, PLDI, Article 140 (June 2023), 25 pages. <https://doi.org/10.1145/3591254> arXiv:2211.09691 [cs.PL]
- Ciyou Zhu, Richard H. Byrd, Peihuang Lu, and Jorge Nocedal. 1997. Algorithm 778: L-BFGS-B: Fortran Subroutines for Large-Scale Bound-Constrained Optimization. *ACM Trans. Math. Softw.* 23, 4 (Dec. 1997), 550–560. <https://doi.org/10.1145/279232.279236>