

Absence of barren plateaus in finite local-depth circuits with long-range entanglement

Hao-Kai Zhang,^{1,*} Shuo Liu,^{1,†} and Shi-Xin Zhang²

¹*Institute for Advanced Study, Tsinghua University, Beijing 100084, China*

²*Tencent Quantum Laboratory, Tencent, Shenzhen, Guangdong 518057, China*

(Dated: November 3, 2023)

Ground state preparation is classically intractable for general Hamiltonians. On quantum devices, shallow parameterized circuits can be effectively trained to obtain short-range entangled states under the paradigm of variational quantum eigensolver, while deep circuits are generally untrainable due to the barren plateau phenomenon. In this Letter, we give a general lower bound on the variance of circuit gradients for arbitrary quantum circuits composed of local 2-designs. Based on our unified framework, we prove the absence of barren plateaus in training finite local-depth circuits for the ground states of local Hamiltonians. These circuits are allowed to be deep in the conventional definition of circuit depth so that they can generate long-range entanglement, but their local depths are finite, i.e., there is only a finite number of non-commuting gates acting on individual qubits. This fact suggests that long-range entangled ground states, such as topologically ordered states, are in general possible to be prepared efficiently on quantum devices via variational methods. We validate our analytical results with extensive numerical simulations and demonstrate the effectiveness of variational training using the generalized toric code model.

Introduction.— Predicting the ground state properties of a quantum many-body system, as a central task in modern quantum physics, generally requires exponential resources for classical computers due to the curse of dimensionality: the number of parameters needed to describe a quantum system scales exponentially with the system size. Although some successful classical algorithms have been developed in past decades [1–5] such as tensor networks [3–5], their respective limitations restrict the performance on general systems [5–8]. Quantum computers bring new hope for this problem of quantum nature [9]. Despite the limitation posed by noisy intermediate-scale quantum (NISQ) devices [10], there are many tentative quantum algorithms proposed. One of the representatives is the variational quantum eigensolver (VQE) [11–16], which trains a parameterized quantum circuit (PQC) using a classical optimizer to minimize the energy. This hybrid quantum-classical paradigm is expected as one of the most promising routes toward practical quantum advantage [17, 18] in the NISQ era.

However, these variational quantum algorithms including VQE still face great challenges for large-scale applications. One of the most notorious issues is the so-called barren plateaus phenomenon [19], which states that the circuit gradient vanishes exponentially with the system size under certain conditions, akin to the vanishing gradient issue in classical neural networks. The exponentially vanishing gradient will preclude the optimization progress and lead to the exponential measurement complexity. Extensive studies have been conducted to investigate barren plateau problems and possible remedies [20–39]. It is known that shallow circuits of finite or logarithmic depth are free from barren plateaus and can be trained efficiently for local Hamiltonians to obtain short-range entangled (SRE) states, while deep circuits of linear depth and beyond are in general untrain-

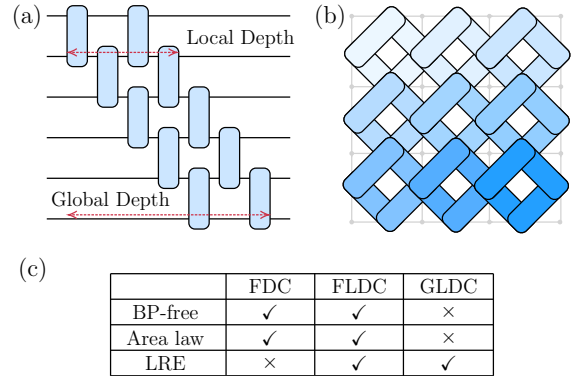


FIG. 1. (a) and (b) show examples of finite local-depth circuits (FLDC) on 1D and 2D lattices, respectively. Darker colors in (b) indicate later action orders. (c) compares the class of finite depth circuit (FDC), FLDC, and general linear depth circuit (GLDC) in terms of whether they are free from barren plateaus (BP), preserve entanglement area law, and generate long-range entanglement (LRE). The inclusion relation is $FDC \subset FLDC \subset GLDC$.

able for large-scale systems [27, 28]. By contrast, many quantum states of physical interest exhibit long-range entanglement [40–44], such as topologically ordered states, which can not be prepared by circuits of less than linear depth [45–48]. Nevertheless, some evidence suggests that circuits corresponding to these long-range entangled (LRE) states possess characteristic architectures, such as sequential structures [47], for the sake of the entanglement area law. This observation motivates us to rigorously explore the general relationship between barren plateaus, entanglement area law, and long-range entanglement.

In this Letter, we identify the critical role of the local depth as a key circuit feature that determines the trainability of PQCs. The local depth refers to the number

of non-commuting gates acting on individual qubits, as illustrated in Fig. 1(a), in contrast to the conventional global circuit depth defined by the minimum number of layers. This finding is based on our rigorously proved theorems, which establish a general lower bound on the gradient variance for arbitrary quantum circuits composed of local 2-designs. The lower bound decays exponentially with the length and width of a certain set of time-ordered paths on the circuit. As a consequence, for finite (or logarithmic) local-depth circuits and local Hamiltonians, the length and width of the path set can be upper bounded and hence give rise to the absence of barren plateaus. These finite local-depth circuits (FLDC) have sufficient expressibility to generate long-range entanglement lacking in finite depth circuits. This suggests that finite (or logarithmic) local-depth circuits hold promise to serve as an appropriate class of ansatzes in VQE for locally interacting systems, as listed in Fig. 1(c). The absence of barren plateaus in FLDCs is directly verified by numerical evaluations. Using the 2D toric code model with external fields as an example, we demonstrate that FLDCs indeed have prominently better performance than both finite depth circuits and general linear depth circuits.

General Lower Bound.— We start from the generic setup of VQE. Without loss of generality, the PQC can be written as $\mathbf{U}(\boldsymbol{\theta}) = \prod_{\mu=1}^M U_{\mu}(\theta_{\mu})$, where $U_{\mu}(\theta_{\mu}) = e^{-i\Omega_{\mu}\theta_{\mu}}$ is a rotation gate, Ω_{μ} is a Pauli-string generator and θ_{μ} is a trainable parameter. The index μ follows the decreasing order from left to right in the product (the same below). For a given Hamiltonian H , the energy expectation with respect to the output state is taken as the cost function, i.e., $C(\boldsymbol{\theta}) = \langle H \rangle = \text{tr}(\rho_0 \mathbf{U}^{\dagger} H \mathbf{U})$, where $\rho_0 = |\mathbf{0}\rangle\langle\mathbf{0}|$ and $|\mathbf{0}\rangle = |0\rangle^{\otimes N}$. N is the number of qubits. The workflow of VQE involves running the PQC on a quantum device, measuring the cost function, and updating the trainable parameters iteratively using classical optimizers to minimize the cost function. In particular, the parameters are usually initialized randomly to thoroughly explore the entire parameter space in a probabilistic sense, rendering the PQC a random quantum circuit (RQC). A common assumption on RQCs is that the circuit is composed of blocks forming independent local 2-designs. Here a block refers to a grouped continuous series of gates, which can be seen as the elementary unit when we construct a PQC [49]. Grouping the M gates into M' blocks, the PQC can be rewritten as $\mathbf{U} = \prod_{k=1}^{M'} B_k$. The assumption of local 2-designs will induce an ensemble of the entire circuit \mathbf{U} , which we denote as \mathbb{U} . Many statistical properties of RQCs can be analytically estimated based on \mathbb{U} , including the average and variance of the cost derivative $\partial_{\mu} C = \frac{\partial C}{\partial \theta_{\mu}}$. We provide preliminaries on unitary designs and the Weingarten calculus in Supplemental Material (SM) [49].

We first elucidate some useful concepts in our theorems. We use $s(B_k)$ to denote the support of B_k , i.e., the

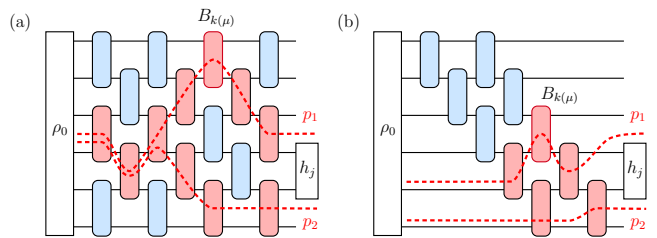


FIG. 2. (a) depicts a possible choice of a path set $P_j = \{p_1, p_2\}$ that goes through the differential block $B_{k(\mu)}$ and covers h_j on a general linear depth circuit. (b) depicts a path set on a finite local-depth circuit correspondingly. The length of the path set $l(P_j)$ in (a) grows linearly with the system size while that in (b) is bounded by the maximum local depth.

qubit subset acted by B_k non-trivially. $|s|$ is the number of qubits in the subset s . Theorem 1 is closely related to a geometrical concept of “path” [49], which is defined as a time-ordered sequence of blocks $p = \{B_{k_1}, B_{k_2}, \dots\}$ transversing the circuit where adjacent blocks are connected, as depicted in Fig. 2. A pair of adjacent blocks in p is called an edge. A path set P refers to a collection of paths $P = \{p_1, p_2, \dots\}$. The “length” of the path set $l(P)$ equals the sum of the lengths of all edges in P , where the length of an edge $(B_k, B_{k'})$ is defined by

$$l(B_k, B_{k'}) = \log_4 \left[\frac{4^{|s(B_{k'})|} - 1}{4^{|s_c(B_k, B_{k'})|} - 1} \right]. \quad (1)$$

The connecting support $s_c(B_k, B_{k'})$ refers to the qubits acted by B_k and $B_{k'}$ successively, i.e., the common edges between B_k and $B_{k'}$ in the circuit. If the length of each edge is constant like in Fig. 2, the length of the path set reduces to the geometrical length, i.e., proportional to the number of edges. The “head width” of the path set $w(P)$ is defined by the sum of the widths of all head blocks (i.e., the first blocks) of the paths in P , where the width of a block B_k is defined by

$$w(B_k) = \log_2 \left[\frac{4^{|s_f(B_k)|} - 1}{2^{|s_f(B_k)|} - 1} \right]. \quad (2)$$

The forward (backward) residual support $s_f(B_k)$ [$s_b(B_k)$] refers to the qubits that are first (last) acted by B_k . If the width of each head block is constant, then the head width of P reduces to the geometrical width, i.e., proportional to the number of head blocks. The differential block $B_{k(\mu)}$ refers to the block containing the differential parameter θ_{μ} . If $B_{k(\mu)}$ belongs to the path $p_i \in P$, we say p_i and P go through $B_{k(\mu)}$. For an observable h , if $s(h) \cap s_b(p_i) \neq \emptyset$ with $s_b(p_i) = \bigcup_{B_k \in p_i} s_b(B_k)$, we say p_i connects to h . If $s(h) \subseteq s_b(P)$ with $s_b(P) = \bigcup_{p_i \in P} s_b(p_i)$, we say P covers h . If there exists a path on the PQC that goes through $B_{k(\mu)}$ and connects to h , we say the causal cone of h contains $B_{k(\mu)}$.

Suppose the Pauli decomposition of the Hamiltonian is $H = \sum_j \lambda_j h_j$. Without loss of generality, we assume

$s(\mathbf{U}) \supseteq s(H)$. In addition, we assume that the differential gate U_μ is sandwiched by two local 2-designs on $s(B_{k(\mu)})$ [49]. Thus, we have the following theorem.

Theorem 1 *Given a collection of path sets in which the path set P_j goes through $B_{k(\mu)}$ and covers h_j , the variance of the cost derivative is lower bounded by*

$$\text{Var}_{\mathbb{U}}[\partial_\mu C] \geq \sum_j \lambda_j^2 \cdot 2^{1-2l(P_j)-w(P_j)}, \quad (3)$$

where j runs over the indices of h_j whose causal cone contains $B_{k(\mu)}$. $l(P_j)$ and $w(P_j)$ denote the length and the head width of the path set P_j , respectively.

Proof. We provide the main idea here and leave the rigorous proof to SM [49]. The assumption of local 2-designs implies the vanishing average and the separable contribution form $\text{Var}_{\mathbb{U}}[\partial_\mu \langle H \rangle] = \sum_j \lambda_j^2 \text{Var}_{\mathbb{U}}[\partial_\mu \langle h_j \rangle]$. The contribution from h_j can be expressed as the inner product between $\rho_0^{\otimes 2}$ and $h_j^{\otimes 2}$ after the backward evolution by the twirling channels corresponding to each block together with the differential channel. The twirling channel on $s(B_k)$ just maps a doubled Pauli string into a uniform weighted sum of strings on $s(B_k)$. Hence, a lower bound can be obtained by only selecting the part of the summation that is non-trivial along the paths, which gives rise to the accumulated factor $4^{-l(P_j)}$. In the end, only the strings that contain only the Pauli Z and the identity I contribute, which leads to the fraction $2^{-w(P_j)}$. The differential channel restricts the path set must go through $B_{k(\mu)}$ and contributes the constant factor 2 in the presence of neighboring 2-design blocks. \square

We make several remarks on Theorem 1. Firstly, the lower bound in Eq. (3) holds for any choice of P_j , as illustrated in Fig. 2. The path set with the minimum length and head width gives rise to the tightest bound. Secondly, Theorem 1 holds for any RQCs composed of local 2-designs. No assumption is made regarding the arrangement of the blocks. This can be seen from the consistency with the previous literature. For example, for a global 2-design, the head width in Eq. (3) grows linearly with N , resulting in an exponentially small lower bound, consistent with Ref. [19]. For the alternating layered ansatz and local cost functions [27, 28], the path length grows linearly with the system size like in Fig. 2(a), which means that deep circuits encounter barren plateaus while shallow circuits do not. For global cost functions, even a single layer of blocks would require a linear head width. Furthermore, for the quantum convolutional neural network [29], the path length increases logarithmically with the system size, leading to a polynomially vanishing lower bound. In summary, Theorem 1 unifies the known gradient scaling behaviors for all architectures of RQCs. For a given VQE setup, as long as there exists a term h_j in H with $\lambda_j \in \Omega(1)$ and $l(P_j), w(P_j) \in \mathcal{O}(\log N)$, the variance would vanish no faster than polynomially, implying the absence of barren plateaus.

Thirdly, some of the conditions in Theorem 1 can be relaxed, such as the initial state $|\mathbf{0}\rangle$, the generator Ω_μ , and the location of the differential gate U_μ in $B_{k(\mu)}$, which is further elaborated in SM [49]. Finally, because the cost derivative can be seen as a two-point correlator between the differential gate and the observable, this path-set approach can be extended to bounding other space-time correlators in RQCs [49].

Finite Local-Depth Circuits.— Before presenting Theorem 2 on the trainability of FLDCs, we first clarify the definitions of relevant quantities. An r -local Hamiltonian means that the maximum interaction range is r , which is defined by the maximum value of the support sizes of all terms h_j . Local Hamiltonians mean that r does not scale with N . The maximum block size β is the maximum value of the support sizes of all blocks. The local depth of a qubit is defined by the number of blocks acting on the qubit. The maximum local depth χ is the maximum value of the local depths of all qubits. Here we use χ to distinguish from the conventional global depth D , which is defined by the minimum number of layers where blocks within each layer commute with each other. Thus, an FLDC refers to a circuit whose maximum local depth does not scale with N . Based on the assumptions in Theorem 1, we have the following theorem.

Theorem 2 *Suppose that the maximum local depth of \mathbf{U} is χ and the maximum block size is β . Then for any r -local Hamiltonian, the variance of the cost derivative is lower bounded by*

$$\text{Var}_{\mathbb{U}}[\partial_\mu C] \geq 4^{-r\chi\beta} \sum_j 2\lambda_j^2, \quad (4)$$

where j runs over h_j that is non-trivial on $s(B_{k(\mu)})$.

Proof. The detailed proof is left in SM [49]. The main idea is choosing the path set P_j in Theorem 1 to be the straight wires on $s(h_j)$, and hence the length and the head width can be upper bounded in terms of r, χ and β like in Fig. 2. The contribution from h_j that is trivial on $s(B_{k(\mu)})$ is just neglected. \square

Theorem 2 elegantly integrates the factors related to barren plateaus in a concise manner, i.e., the block locality β [19], the Hamiltonian locality r [27, 28] and the circuit deepness χ . It is vitally important to note that the relevant quantity characterizing the circuit deepness is the local depth χ , instead of the global depth D . These two depths may coincide in certain cases [27, 28], but they are distinct for general circuit structures and can differ significantly as in Fig. 1. This implies that the circuit class free from barren plateaus can be enlarged to the class of finite (or logarithmic) local-depth circuits, which is a superclass of finite (or logarithmic) depth circuits [27, 29]. Below we focus on FLDCs, which are closely related to entanglement area-law states. Logarithmic local-depth circuits may involve states beyond

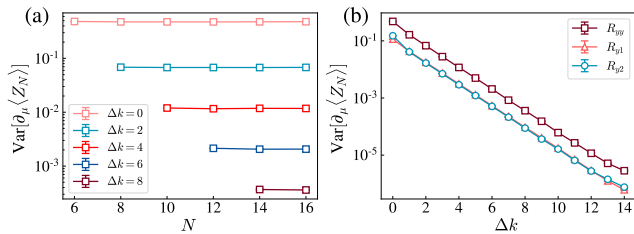


FIG. 3. (a) shows the variance of the derivative vs the system size N in a 1D FLDC instance. The observable is chosen as Z_N . Δk is the distance between the differential block and the last block, proportional to the path length. (b) shows the variance vs Δk by fixing $N = 16$. R_{yy} , R_{y1} , and R_{y2} represent the different choices of the differential gate [49].

the area law, e.g., gapless topologically ordered states, which are also interesting to study in the future.

As a superclass, FLDCs have stronger expressibility than finite depth circuits (FDC) because FLDCs can generate LRE states [46–48], while FDCs can only generate SRE states such as symmetry-protected topological states [50]. On the other hand, as a subclass, FLDCs have less expressibility than general linear depth circuits (GLDC), such as the alternating layered ansatz of linear depth, because typical GLDCs satisfy the entanglement volume law [30], while FLDCs composed of spatially local blocks preserve the area law as only finite gates are applied to the partition boundary [49]. Namely, FLDC constitutes an intermediate class between FDC and GLDC, which possesses the good trainability of FDC and partially exhibits the expressibility of GLDC in generating LRE states. In fact, FLDC can be regarded as the quantum circuit implementation of tensor network states (TNS) including matrix product states [5] and projected entangled paired states [3], where the local depth χ plays the role of bond dimension [49]. Previously proposed circuit implementations of TNS [51, 52] can be seen as special cases of finite or logarithmic local-depth circuits. Note that TNS can represent LRE states since the non-unitary projections play the role of quantum teleportation. Other scenarios including non-local Hamiltonians are further discussed in SM [49].

Numerical Experiments. — To demonstrate the absence of barren plateaus in FLDCs, we estimate the cost derivative in a 1D FLDC ansatz with a ladder layout as in Fig. 1(a). The two-qubit block template is chosen as the Cartan decomposition [49]. The Hamiltonian is chosen as a single Pauli Z operator on the last qubit. All the numerical experiments are implemented using TensorCircuit [53]. As depicted in Fig. 3, the gradient variance is almost constant with the system size, while decays exponentially with the path length Δk , i.e., the distance between the differential block and the last block. This coincides with the phenomenon found in unitary embedded TNS recently [38]. However, we clarify that the

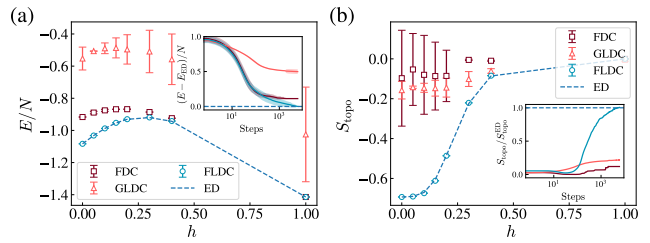


FIG. 4. VQE performance comparison of the FDC, FLDC, and GLDC ansatzes using the toric code model under the external field $h^z = h^x = h$ with $N = 12$. The data is averaged over the best half of the 100 training trajectories starting from different initializations. (a) shows the converged energy E/N vs h . The inset depicts the energy training dynamics at $h = 0.1$. The dashed lines represent the exact values obtained from ED. The (shaded) error bar represents the standard deviation. (b) shows the topological entanglement entropy S_{topo} correspondingly.

exponential decay with Δk does not indicate poor trainability in practice, because as long as the gradients of some circuit parameters do not vanish, the optimization could still proceed successfully.

As an example to demonstrate the effectiveness of training FLDCs for LRE ground states, we use the toric code model under the external field $\mathbf{h} = (h^x, h^y, h^z)$ with open boundary conditions [49]. The ground state near the zero-field limit is topologically ordered and then experiences a quantum phase transition to an SRE state with increasing \mathbf{h} [54, 55]. The ground state in the absence of fields can be constructed by applying the Hadamard and CNOT gates sequentially [46, 47], which belongs to the FLDC class. Possible generalization to $h^z \neq 0$ has also been proposed in VQE simulations [48]. However, unlike in Ref. [48], we will not utilize any prior information about the exact ground state except the entanglement area law. Namely, we choose our ansatz to be an FLDC similar to Fig. 1(b), with each two-qubit block being the general Cartan decomposition [49]. We also conducted the same simulation using typical ansatzes in FDC and GLDC for comparison. As shown in Fig. 4(a), the energies obtained from FLDC always almost coincide with the exact values from the exact diagonalization (ED). By contrast, the energies obtained from GLDC severely deviate from the exact values due to poor trainability. On the other hand, although FDC does not suffer from barren plateaus, it lacks the expressibility to faithfully represent LRE states, so FDC works well in the large field limit but deviates near the zero-field limit. We depict the results of the topological entanglement entropy S_{topo} in Fig. 4(b) correspondingly. The technical details and additional numerical results can be found in SM [49].

Discussion. — In this Letter, we prove a general lower bound on the variance of circuit gradients for arbitrary quantum circuits composed of local 2-designs, which uni-

fies the known gradient scaling behaviors of various architectures. An intuitive physical picture emerges in the proof which bounds the correlations in RQCs with the lengths and widths of certain path sets on the circuit. Given local Hamiltonians, we further prove the absence of barren plateaus in a new class of circuits that can generate long-range entanglement—finite local-depth circuits. We conduct numerical simulations using the generalized toric code model to showcase the better performance of FLDCs over the typical instances in its subclass FDC and superclass GLDC. It is worthwhile to mention that the contraction for general TNS is $\#P$ -complete [7, 8], while as the quantum circuit implementation of TNS, finite or logarithmic local-depth circuits can run efficiently to obtain the expectation values on quantum devices, which may hold a potential advantage over classical simulations of TNS. The indication from local depth might also be instructive in developing quantum architecture search schemes [56–59] for proper ansatzes. Finally, we point out that the absence of barren plateaus is just a necessary but not sufficient condition for the effectiveness of training. There are other challenging issues faced by the practical application of VQE such as the local minimum problem [60–62]. Enhancing the VQE performance of FLDCs in more general systems requires further exploration in future studies. As an independent interest, it is also intriguing to utilize FLDCs to investigate the circuit constructions of various LRE ground states.

Acknowledgments.— We acknowledge stimulating discussions with Xie Chen and Jing-Yu Zhao.

* zhk20@mails.tsinghua.edu.cn; These two authors contributed equally to this work.

† These two authors contributed equally to this work.

- [1] D. Ceperley and B. Alder, Quantum Monte Carlo, *Science* **231**, 555 (1986).
- [2] S. R. White, Density matrix formulation for quantum renormalization groups, *Physical Review Letters* **69**, 2863 (1992).
- [3] F. Verstraete, M. M. Wolf, D. Perez-Garcia, and J. I. Cirac, Criticality, the Area Law, and the Computational Power of Projected Entangled Pair States, *Physical Review Letters* **96**, 220601 (2006).
- [4] G. Vidal, Entanglement Renormalization, *Physical Review Letters* **99**, 220405 (2007).
- [5] U. Schollwöck, The density-matrix renormalization group in the age of matrix product states, *Annals of Physics* **326**, 96 (2011).
- [6] E. Y. Loh, J. E. Gubernatis, R. T. Scalettar, S. R. White, D. J. Scalapino, and R. L. Sugar, Sign problem in the numerical simulation of many-electron systems, *Physical Review B* **41**, 9301 (1990).
- [7] N. Schuch, M. M. Wolf, F. Verstraete, and J. I. Cirac, Computational Complexity of Projected Entangled Pair States, *Physical Review Letters* **98**, 140506 (2007).
- [8] J. D. Biamonte, J. Morton, and J. Turner, Tensor Network Contractions for $\#SAT$, *Journal of Statistical Physics* **160**, 1389 (2015).
- [9] R. P. Feynman, Simulating physics with computers, *International Journal of Theoretical Physics* **21**, 467 (1982).
- [10] J. Preskill, Quantum Computing in the NISQ era and beyond, *Quantum* **2**, 79 (2018).
- [11] A. Peruzzo, J. McClean, P. Shadbolt, M.-H. Yung, X.-Q. Zhou, P. J. Love, A. Aspuru-Guzik, and J. L. O’Brien, A variational eigenvalue solver on a photonic quantum processor, *Nature Communications* **5**, 4213 (2014).
- [12] A. Kandala, A. Mezzacapo, K. Temme, M. Takita, M. Brink, J. M. Chow, and J. M. Gambetta, Hardware-efficient variational quantum eigensolver for small molecules and quantum magnets, *Nature* **549**, 242 (2017).
- [13] M. Cerezo, A. Arrasmith, R. Babbush, S. C. Benjamin, S. Endo, K. Fujii, J. R. McClean, K. Mitarai, X. Yuan, L. Cincio, and P. J. Coles, Variational quantum algorithms, *Nature Reviews Physics* **3**, 625 (2021).
- [14] J. Tilly, H. Chen, S. Cao, D. Picozzi, K. Setia, Y. Li, E. Grant, L. Wossnig, I. Rungger, G. H. Booth, and J. Tennyson, The Variational Quantum Eigensolver: A review of methods and best practices, *Physics Reports* **986**, 1 (2022).
- [15] S.-X. Zhang, Z.-Q. Wan, C.-K. Lee, C.-Y. Hsieh, S. Zhang, and H. Yao, Variational Quantum-Neural Hybrid Eigensolver, *Physical Review Letters* **128**, 120502 (2022).
- [16] S. Liu, S.-X. Zhang, C.-Y. Hsieh, S. Zhang, and H. Yao, Probing many-body localization by excited-state variational quantum eigensolver, *Physical Review B* **107**, 024204 (2023).
- [17] F. Arute, K. Arya, R. Babbush, D. Bacon, J. C. Bardin, R. Barends, R. Biswas, S. Boixo, F. G. S. L. Brandao, D. A. Buell, B. Burkett, Y. Chen, Z. Chen, B. Chiaro, R. Collins, W. Courtney, A. Dunsworth, E. Farhi, B. Foxen, A. Fowler, C. Gidney, M. Giustina, R. Graff, K. Guerin, S. Habegger, M. P. Harrigan, M. J. Hartmann, A. Ho, M. Hoffmann, T. Huang, T. S. Humble, S. V. Isakov, E. Jeffrey, Z. Jiang, D. Kafri, K. Kechedzhi, J. Kelly, P. V. Klimov, S. Knysh, A. Korotkov, F. Kostritsa, D. Landhuis, M. Lindmark, E. Lucero, D. Lyakh, S. Mandrà, J. R. McClean, M. McEwen, A. Megrant, X. Mi, K. Michielsen, M. Mohseni, J. Mutus, O. Naaman, M. Neeley, C. Neill, M. Y. Niu, E. Ostby, A. Petukhov, J. C. Platt, C. Quintana, E. G. Rieffel, P. Roushan, N. C. Rubin, D. Sank, K. J. Satzinger, V. Smelyanskiy, K. J. Sung, M. D. Trevithick, A. Vainsencher, B. Villalonga, T. White, Z. J. Yao, P. Yeh, A. Zalcman, H. Neven, and J. M. Martinis, Quantum supremacy using a programmable superconducting processor, *Nature* **574**, 505 (2019).
- [18] H.-S. Zhong, H. Wang, Y.-H. Deng, M.-C. Chen, L.-C. Peng, Y.-H. Luo, J. Qin, D. Wu, X. Ding, Y. Hu, P. Hu, X.-Y. Yang, W.-J. Zhang, H. Li, Y. Li, X. Jiang, L. Gan, G. Yang, L. You, Z. Wang, L. Li, N.-L. Liu, C.-Y. Lu, and J.-W. Pan, Quantum computational advantage using photons, *Science* **370**, 1460 (2020).
- [19] J. R. McClean, S. Boixo, V. N. Smelyanskiy, R. Babbush, and H. Neven, Barren plateaus in quantum neural network training landscapes, *Nature Communications* **9**, 1 (2018).
- [20] H. R. Grimsley, S. E. Economou, E. Barnes, and N. J.

- Mayhall, An adaptive variational algorithm for exact molecular simulations on a quantum computer, *Nature Communications* **10**, 3007 (2019).
- [21] K. M. Nakanishi, K. Fujii, and S. Todo, Sequential minimal optimization for quantum-classical hybrid algorithms, *Phys. Rev. Res.* **2**, 043158 (2020).
- [22] M. Ostaszewski, E. Grant, and M. Benedetti, Structure optimization for parameterized quantum circuits, *Quantum* **5**, 391 (2021).
- [23] E. Grant, L. Wossnig, M. Ostaszewski, and M. Benedetti, An initialization strategy for addressing barren plateaus in parametrized quantum circuits, *Quantum* **3**, 214 (2019).
- [24] A. Arrasmith, M. Cerezo, P. Czarnik, L. Cincio, and P. J. Coles, Effect of barren plateaus on gradient-free optimization, *Quantum* **5**, 558 (2021).
- [25] S. Wang, E. Fontana, M. Cerezo, K. Sharma, A. Sone, L. Cincio, and P. J. Coles, Noise-induced barren plateaus in variational quantum algorithms, *Nature Communications* **12**, 6961 (2021).
- [26] M. Cerezo and P. J. Coles, Higher order derivatives of quantum neural networks with barren plateaus, *Quantum Science and Technology* **6**, 035006 (2021).
- [27] M. Cerezo, A. Sone, T. Volkoff, L. Cincio, and P. J. Coles, Cost function dependent barren plateaus in shallow parametrized quantum circuits, *Nature Communications* **12**, 1791 (2021).
- [28] A. V. Uvarov and J. D. Biamonte, On barren plateaus and cost function locality in variational quantum algorithms, *Journal of Physics A: Mathematical and Theoretical* **54** (2021).
- [29] A. Pesah, M. Cerezo, S. Wang, T. Volkoff, A. T. Sornborger, and P. J. Coles, Absence of Barren Plateaus in Quantum Convolutional Neural Networks, *Physical Review X* **11**, 041011 (2021).
- [30] C. Ortiz Marrero, M. Kieferová, and N. Wiebe, Entanglement-Induced Barren Plateaus, *PRX Quantum* **2**, 040316 (2021).
- [31] A. Arrasmith, Z. Holmes, M. Cerezo, and P. J. Coles, Equivalence of quantum barren plateaus to cost concentration and narrow gorges, *Quantum Science and Technology* **7**, 045015 (2022).
- [32] Z. Holmes, K. Sharma, M. Cerezo, and P. J. Coles, Connecting Ansatz Expressibility to Gradient Magnitudes and Barren Plateaus, *PRX Quantum* **3**, 010313 (2022).
- [33] Z. Holmes, A. Arrasmith, B. Yan, P. J. Coles, A. Albrecht, and A. T. Sornborger, Barren Plateaus Preclude Learning Scramblers, *Physical Review Letters* **126**, 190501 (2021).
- [34] X. Liu, G. Liu, J. Huang, H.-K. Zhang, and X. Wang, Mitigating barren plateaus of variational quantum eigensolvers, [arXiv:2205.13539](https://arxiv.org/abs/2205.13539) (2022).
- [35] P. Huembeli and A. Dauphin, Characterizing the loss landscape of variational quantum circuits, *Quantum Science and Technology* **6**, 025011 (2021).
- [36] H.-K. Zhang, C. Zhu, G. Liu, and X. Wang, Fundamental limitations on optimization in variational quantum algorithms, [arXiv:2205.05056](https://arxiv.org/abs/2205.05056) (2022).
- [37] H. R. Grimsley, N. J. Mayhall, G. S. Barron, E. Barnes, and S. E. Economou, Adaptive, problem-tailored variational quantum eigensolver mitigates rough parameter landscapes and barren plateaus, *npj Quantum Information* **9** (2023).
- [38] Z. Liu, L.-W. Yu, L.-M. Duan, and D.-L. Deng, Presence and Absence of Barren Plateaus in Tensor-Network Based Machine Learning, *Physical Review Letters* **129**, 270501 (2022).
- [39] S. Liu, S.-X. Zhang, S.-K. Jian, and H. Yao, Training variational quantum algorithms with random gate activation, *Physical Review Research* **5**, L032040 (2023).
- [40] A. Kitaev, Fault-tolerant quantum computation by anyons, *Annals of Physics* **303**, 2 (2003).
- [41] A. Kitaev, Anyons in an exactly solved model and beyond, *Annals of Physics* **321**, 2 (2006).
- [42] X.-G. Wen, Quantum Orders in an Exact Soluble Model, *Physical Review Letters* **90**, 016803 (2003).
- [43] A. Kitaev and J. Preskill, Topological Entanglement Entropy, *Physical Review Letters* **96**, 110404 (2006).
- [44] L. Gioia and C. Wang, Nonzero Momentum Requires Long-Range Entanglement, *Physical Review X* **12**, 031007 (2022).
- [45] S. Bravyi, M. B. Hastings, and F. Verstraete, Lieb-Robinson Bounds and the Generation of Correlations and Topological Quantum Order, *Physical Review Letters* **97**, 050401 (2006).
- [46] K. J. Satzinger, Y.-J. Liu, A. Smith, C. Knapp, M. Newman, C. Jones, Z. Chen, C. Quintana, X. Mi, A. Dunsworth, C. Gidney, I. Aleiner, F. Arute, K. Arya, A. Atalaya, R. Babbush, J. C. Bardin, R. Barends, J. Basso, A. Bengtsson, A. Bilmes, M. Broughton, B. B. Buckley, D. A. Buell, B. Burkett, N. Bushnell, B. Chiaro, R. Collins, W. Courtney, S. Demura, A. R. Derk, D. Eppens, C. Erickson, L. Faoro, E. Farhi, A. G. Fowler, B. Foxen, M. Giustina, A. Greene, J. A. Gross, M. P. Harrigan, S. D. Harrington, J. Hilton, S. Hong, T. Huang, W. J. Huggins, L. B. Ioffe, S. V. Isakov, E. Jeffrey, Z. Jiang, D. Kafri, K. Kechedzhi, T. Khattar, S. Kim, P. V. Klimov, A. N. Korotkov, F. Kostritsa, D. Landhuis, P. Laptev, A. Locharla, E. Lucero, O. Martin, J. R. McClean, M. McEwen, K. C. Miao, M. Mohseni, S. Montazeri, W. Mruczkiewicz, J. Mutus, O. Naaman, M. Neeley, C. Neill, M. Y. Niu, T. E. O'Brien, A. Opremcak, B. Pató, A. Petukhov, N. C. Rubin, D. Sank, V. Shvarts, D. Strain, M. Szalay, B. Villalonga, T. C. White, Z. Yao, P. Yeh, J. Yoo, A. Zalcman, H. Neven, S. Boixo, A. Megrant, Y. Chen, J. Kelly, V. Smelyanskiy, A. Kitaev, M. Knap, F. Pollmann, and P. Roushan, Realizing topologically ordered states on a quantum processor, *Science* **374**, 1237 (2021).
- [47] X. Chen, A. Dua, M. Hermele, D. T. Stephen, N. Tantivasadakarn, R. Vanhove, and J.-Y. Zhao, Sequential Quantum Circuits as Maps between Gapped Phases, [arXiv:2307.01267](https://arxiv.org/abs/2307.01267) (2023).
- [48] R.-Y. Sun, T. Shirakawa, and S. Yunoki, Parametrized quantum circuit for weight-adjustable quantum loop gas, *Physical Review B* **107**, L041109 (2023).
- [49] See Supplemental Material for preliminaries on unitary designs and the Weingarten calculus, theoretical derivations including rigorous definitions and complete proofs, and additional numerical results with technical details.
- [50] D. Azses, R. Haenel, Y. Naveh, R. Raussendorf, E. Sela, and E. G. Dalla Torre, Identification of Symmetry-Protected Topological States on Noisy Quantum Computers, *Physical Review Letters* **125**, 120502 (2020).
- [51] R. Haghshenas, J. Gray, A. C. Potter, and G. K.-L. Chan, Variational Power of Quantum Circuit Tensor Networks, *Physical Review X* **12**, 011047 (2022).
- [52] P. F. Zhou, R. Hong, and S. J. Ran, Automatically dif-

- ferentiable quantum circuit for many-qubit state preparation, [Physical Review A **104**, 1 \(2021\)](#).
- [53] S.-X. Zhang, J. Allcock, Z.-Q. Wan, S. Liu, J. Sun, H. Yu, X.-H. Yang, J. Qiu, Z. Ye, Y.-Q. Chen, C.-K. Lee, Y.-C. Zheng, S.-K. Jian, H. Yao, C.-Y. Hsieh, and S. Zhang, TensorCircuit: a Quantum Software Framework for the NISQ Era, [Quantum **7**, 912 \(2023\)](#).
- [54] S. Trebst, P. Werner, M. Troyer, K. Shtengel, and C. Nayak, Breakdown of a topological phase: Quantum phase transition in a loop gas model with tension, [Phys. Rev. Lett. **98**, 070602 \(2007\)](#).
- [55] F. Wu, Y. Deng, and N. Prokof'ev, Phase diagram of the toric code model in a parallel magnetic field, [Phys. Rev. B **85**, 195104 \(2012\)](#).
- [56] S.-X. Zhang, C.-Y. Hsieh, S. Zhang, and H. Yao, Differentiable quantum architecture search, [Quantum Science and Technology **7**, 045023 \(2022\)](#).
- [57] Y. Du, T. Huang, S. You, M.-H. Hsieh, and D. Tao, Quantum circuit architecture search for variational quantum algorithms, [npj Quantum Information **8**, 62 \(2022\)](#).
- [58] Z. Lu, P.-X. Shen, and D.-L. Deng, Markovian Quantum Neuroevolution for Machine Learning, [Physical Review Applied **16**, 044039 \(2021\)](#).
- [59] S.-X. Zhang, C.-Y. Hsieh, S. Zhang, and H. Yao, Neural predictor based quantum architecture search, [Machine Learning: Science and Technology **2**, 045027 \(2021\)](#).
- [60] L. Bittel and M. Kliesch, Training Variational Quantum Algorithms Is NP-Hard, [Physical Review Letters **127**, 120502 \(2021\)](#).
- [61] H.-K. Zhang, C. Zhu, M. Jing, and X. Wang, Statistical Analysis of Quantum State Learning Process in Quantum Neural Networks, [Advances in Neural Information Processing Systems \(2023\)](#).
- [62] E. R. Anschuetz and B. T. Kiani, Quantum variational algorithms are swamped with traps, [Nature Communications **13** \(2022\)](#).

Supplemental Material for “Absence of barren plateaus in finite local-depth circuits with long-range entanglement”

In this supplemental material, we first introduce the Weingarten integration techniques together with other mathematical preliminaries. Then, we provide rigorous formulations and complete proofs of the theorems mentioned in the main text. Finally, we offer technical details and additional numerical results to further showcase our theorems and conclusions.

I. Preliminaries

We start from the definition of unitary t -design. Consider a set \mathbb{V} of unitaries V on a d -dimensional Hilbert space. Denote $P_{t,t}(V)$ as a polynomial of degree at most t in the entries of V and V^\dagger . Then \mathbb{V} is a unitary t -design if

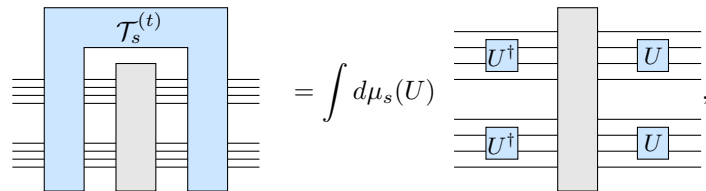
$$\frac{1}{|\mathbb{V}|} \sum_{V \in \mathbb{V}} P_{t,t}(V) = \int_{\mathcal{U}(d)} d\mu(V) P_{t,t}(V), \quad (\text{S1})$$

for arbitrary $P_{t,t}(V)$, where $|\mathbb{V}|$ is the size of the set \mathbb{V} . $\mathcal{U}(d)$ is the unitary group of degree d and $d\mu(V)$ is the Haar measure, or say the normalized uniform measure on $\mathcal{U}(d)$. That is to say, $P_{t,t}(V)$ averaging over \mathbb{V} will yield exactly the same result as averaging over the entire unitary group $\mathcal{U}(d)$. In other words, \mathbb{V} can mimic the Haar distribution up to the t -degree moment. We call a set an ensemble if there is a probability measure defined on it implicitly or explicitly. For example, \mathbb{V} in Eq. (S1) is an ensemble of unitaries since a uniform weight distribution is assigned implicitly. If \mathbb{V} is continuous, the summation on the left-hand side of Eq. (S1) is just replaced by the integral over \mathbb{V} representing the average. Throughout this paper, all calculations only involve integrals over unitaries up to the second moment, e.g., the averages and variances of derivatives. Thus, as we will discuss below, the ensemble demanded by our theorems is just a series of local unitary 2-designs, where “local” means that the unitaries just act on a few qubits instead of all of them. By contrast, a global 2-design means that the unitaries act on all the qubits.

In order to calculate various integrals over unitaries, we introduce the notion of twirling channel. We focus on an N -qubit system with local Hilbert space $\mathcal{H} = \mathbb{C}^2$. The space of linear operators on \mathcal{H} is denoted as $\mathcal{L}(\mathcal{H})$. The N qubits are denoted as $\{q_1, q_2, \dots, q_N\}$. A t -degree twirling channel, or simply a twirler, is a quantum channel $\mathcal{T}_s^{(t)} : \mathcal{L}(\mathcal{H}^{\otimes t}) \rightarrow \mathcal{L}(\mathcal{H}^{\otimes t})$ of the form

$$\mathcal{T}_s^{(t)}(\cdot) = \int d\mu_s(U) U^{\dagger \otimes t}(\cdot) U^{\otimes t}, \quad (\text{S2})$$

where s denotes a given subset of qubits. μ_s is a given measure over the unitary group $\mathcal{U}(2^{|s|})$. $|s|$ denotes the number of qubits in the subset s . $U \in \mathcal{U}(2^{|s|})$ is a unitary operator which acts on s . Namely, s is the support of U , which will be denoted as $s(U)$ for clarity if needed. In the following, we take μ_s as the Haar measure by default unless specially claimed. By tensor network diagrams, an instance of a twirling channel can be represented as



$$= \int d\mu_s(U) \quad , \quad (\text{S3})$$

In this instance, we take $t = 2$, $N = 4$ and $s = \{q_2, q_3\}$. The grey block represents the input of $\mathcal{T}_s^{(t)}(\cdot)$. It is known that if μ_s is the Haar measure, the integral in the definition of twirling channel can be analytically calculated and expressed by the Weingarten function $\text{Wg}(\cdot)$, i.e.,

$$\mathcal{T}_s^{(t)}(\cdot) = \sum_{\sigma, \tau \in \mathcal{S}_t} \text{Wg}^{(t)}(\sigma\tau^{-1}, 2^{|s|}) \text{tr}_{ts} [S(\tau)|_{ts}(\cdot)] \otimes S(\sigma)|_{ts}, \quad (\text{S4})$$

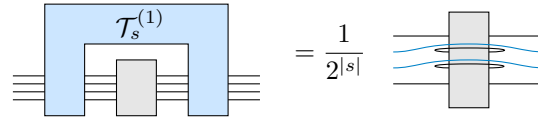
where σ and τ are elements of the t -degree permutation group \mathcal{S}_t . $\text{Wg}^{(t)}(\sigma\tau^{-1}, 2^{|s|})$ is the t -degree Weingarten function of the permutation element $\sigma\tau^{-1}$ and the $2^{|s|}$ -degree unitary group $\mathcal{U}(2^{|s|})$. ts denotes the t copies of support

s . $\text{tr}_{ts}(\cdot)$ denotes the partial tracing operation on all the t copies of support s . $S(\sigma)|_{ts}$ represents the generalized swap operator which permutes the indices of the t copies of support s according to the permutation element σ . We use a vertical bar “|” in front of the support notation ts to avoid confusion with other common subscripts. The tensor product “ \otimes ” appears because tr_{ts} is generally a partial trace when $|s| \neq N$. Note that Eq. (S4) can also be viewed as a definition of unitary t -designs. That is to say, if the t -degree twirling channel of some ensemble \mathbb{V} coincides with that of the corresponding Haar ensemble, then the given ensemble \mathbb{V} is a t -design. For the cases of $t = 1$ and 2, Eq. (S4) becomes

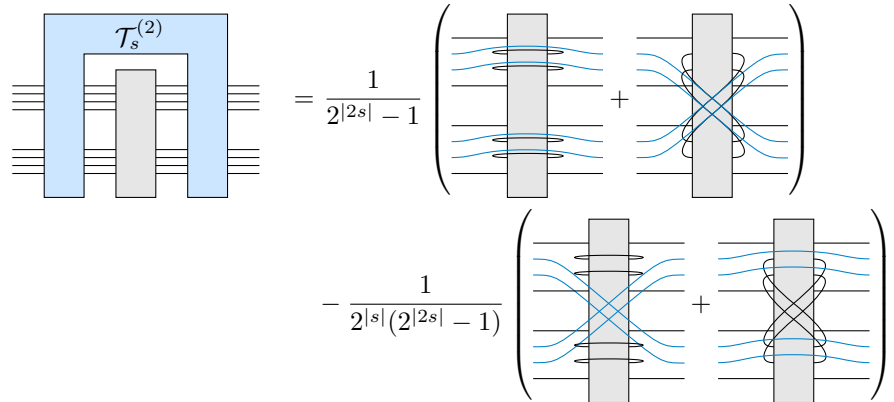
$$\mathcal{T}_s^{(1)}(\cdot) = \frac{1}{2^{|s|}} \text{tr}_s(\cdot) \otimes I|_s, \quad (\text{S5})$$

$$\begin{aligned} \mathcal{T}_s^{(2)}(\cdot) &= \frac{1}{2^{|2s|} - 1} [\text{tr}_{2s}(\cdot) \otimes I|_{2s} + \text{tr}_{2s}(S|_{2s}\cdot) \otimes S|_{2s}] \\ &\quad - \frac{1}{2^{|s|}(2^{|2s|} - 1)} [\text{tr}_{2s}(\cdot) \otimes S|_{2s} + \text{tr}_{2s}(S|_{2s}\cdot) \otimes I|_{2s}], \end{aligned} \quad (\text{S6})$$

where $I|_s$ is the identity on the Hilbert space of the support s . $I|_{2s}$ and $S|_{2s}$ are the identity and swap operators on the doubled Hilbert space of the support s , respectively. By tensor network diagrams, Eqs. (S5) and (S6) can be represented as



$$= \frac{1}{2^{|s|}} \text{tr}_s(\cdot) \otimes I|_s, \quad (\text{S7})$$



$$\begin{aligned} &= \frac{1}{2^{|2s|} - 1} \left(\text{tr}_{2s}(\cdot) \otimes I|_{2s} + \text{tr}_{2s}(S|_{2s}\cdot) \otimes S|_{2s} \right) \\ &\quad - \frac{1}{2^{|s|}(2^{|2s|} - 1)} \left(\text{tr}_{2s}(\cdot) \otimes S|_{2s} + \text{tr}_{2s}(S|_{2s}\cdot) \otimes I|_{2s} \right), \end{aligned} \quad (\text{S8})$$

where again we take $N = 4$ and $s = \{q_2, q_3\}$ for instance. Note that these formulas can be directly generalized to qudit systems with local Hilbert space dimension d by replacing the base 2 with d . It is worth mentioning that Eqs. (S5) and (S6) only hold for unitary 2-designs while twirling channels in Eq. (S2) can be defined for arbitrary ensembles. As we will demonstrate below, utilizing Eqs. (S5) and (S6) repeatedly, one can estimate the average and variance of a given observable with respect to a random quantum circuit composed of independent unitary 2-designs.

II. Theorems and Proofs

In this section, we present detailed statements and proofs of the theorems mentioned in the main text. We will first introduce some basic facts and lemmas, based on which we shall further develop our theorems and proofs.

A typical setting of variational quantum eigensolver (VQE) regarding an N -qubit system consists of an initial state $\rho_0 = |\mathbf{0}\rangle\langle\mathbf{0}|$ with $|\mathbf{0}\rangle = |0\rangle^{\otimes N}$, a given Hamiltonian H and a parameterized quantum circuit (PQC, also known as ansatz) $\mathbf{U}(\boldsymbol{\theta})$ with M trainable parameters $\boldsymbol{\theta} = \{\theta_\mu\}_{\mu=1}^M$ of the form

$$\mathbf{U}(\boldsymbol{\theta}) = \prod_{\mu=1}^M U_\mu(\theta_\mu) = U_M(\theta_M) \cdots U_2(\theta_2) U_1(\theta_1), \quad (\text{S9})$$

where $U_\mu(\theta_\mu) = e^{-i\Omega_\mu\theta_\mu}$ and $\{\Omega_\mu\}_{\mu=1}^M$ is a set of Hermitian generators such as Pauli strings. Note that the quantum gates without trainable parameters such as the CNOT gate can be obtained simply by fixing the corresponding parameters in certain rotation gates. The energy expectation with respect to the output state $C(\boldsymbol{\theta}) = \langle \mathbf{0} | \mathbf{U}^\dagger H \mathbf{U} | \mathbf{0} \rangle$ is usually taken as the cost function. To prepare the ground state of the given Hamiltonian, a standard workflow of VQE involves running the PQC on a quantum device, measuring the cost function, and updating the trainable parameters iteratively to minimize the cost function using classical optimizers such as gradient descent algorithms. In particular, at the beginning of this workflow, the trainable parameters are often randomly initialized so that the whole parameter space is explored probabilistically to search for the optimum. Equipped with the probability measure originated from random initialization, the PQC $\mathbf{U}(\boldsymbol{\theta})$ becomes a random quantum circuit, where some statistical quantities, such as the average and variance of the cost derivative, can be evaluated analytically for certain probability measures. Considering both computability and practicality, a common assumption on random quantum circuits is that the circuit is composed of blocks forming independent local 2-designs. Here the term ‘‘block’’ refers to a grouped continuous series of gates close to each other in the PQC, which also can be seen as the elementary unit when we construct a PQC, as shown in the following example



In this example, B_1 is a block composed of the gates U_1, U_2, \dots, U_5 . As thus, the PQC can be rewritten as

$$\mathbf{U} = \prod_{k=1}^{M'} B_k = B_{M'} \cdots B_2 B_1, \quad (\text{S11})$$

where the dependence on $\boldsymbol{\theta}$ is omitted for simplicity. Namely, the M gates are grouped into M' blocks. For clarity, we will use $k(\mu)$ to denote the index of the block $B_{k(\mu)}$ that contains the gate U_μ when needed. Since each block B_k consists of multiple gates, its randomness is larger than a single parameterized gate $U_\mu = e^{-i\Omega_\mu\theta_\mu}$ with a randomly assigned value of the parameter θ_μ . When the number of gates in one block is sufficiently large, the block together with the induced probability measure from the initialization can be regarded as a local 2-design or approximate 2-design on $s(B_k)$. Remember that $s(B_k)$ denotes the union set of qubits on which the gates in B_k are applied. A typical template of two-qubit blocks is the Cartan decomposition of $SU(4)$



where R_{xx} , R_{yy} and R_{zz} are the two-qubit rotation gates with generators $X \otimes X$, $Y \otimes Y$ and $Z \otimes Z$, respectively. R_3 is a universal single-qubit gate, e.g., $R_z R_y R_z$ where R_y and R_z represent the single-qubit rotation gates with generators Y and Z . This block template from the Cartan decomposition can represent any two-qubit gate and approximate a 2-design when the parameters are randomized uniformly over $[0, 2\pi)$ [28].

In the following, we suppose that each block B_k in the circuit \mathbf{U} forms a local 2-design independently. This will induce an ensemble of the circuit \mathbf{U} according to Eq. (S11), which we denote as \mathbb{U} . We will estimate the average and variance of the derivatives of the cost function with respect to this circuit ensemble \mathbb{U} . Note that we do not assume any configuration among these blocks, such as the block sizes and the relative locations. One of the most commonly used block configurations is the alternating layered ansatz, also known as the brickwall ansatz or checkerboard ansatz, which features a periodic layered structure and alternates the block pattern within one period. A typical 1D example is shown as follows



It is known that when the depth of this circuit reaches $\Omega(N)$, i.e., linear with the system size or beyond, the whole circuit approximates a global 2-design and hence the training landscape would exhibit barren plateaus [19], i.e., the variance of the cost derivative vanishing exponentially with the system size. Otherwise, if the circuit depth is only of order $\mathcal{O}(\log N)$ or even finite, i.e., does not scale with the qubit count N , the variance of the cost derivative would not vanish exponentially in the case of local cost functions [27–29]. However, these circuits of finite depth have limited expressibility and fail to capture long-range entanglement, which motivates us to explore other circuit structures, e.g., finite local-depth circuits as we will discuss below.

We start with the expression of the cost derivative. The derivative of the energy expectation with respect to the parameter θ_μ can be expressed as

$$\begin{aligned}\partial_\mu C &= \frac{\partial C}{\partial \theta_\mu} = \text{tr} \left(U_{(\mu-1)\leftarrow-1} \rho_0 U_{(\mu-1)\leftarrow-1}^\dagger \left[i\Omega_\mu, U_{M\leftarrow\mu}^\dagger H U_{M\leftarrow\mu} \right] \right) \\ &= \text{tr} \left(U_{\mu\leftarrow-1} \rho_0 U_{\mu\leftarrow-1}^\dagger \left[i\Omega_\mu, U_{M\leftarrow(\mu+1)}^\dagger H U_{M\leftarrow(\mu+1)} \right] \right),\end{aligned}\quad (\text{S14})$$

where we have used the notation $U_{\nu'\leftarrow\nu} = \prod_{\nu''=\nu}^{\nu'} U_{\nu''} = U_{\nu'} \cdots U_{\nu+1} U_\nu$ if $\nu' \geq \nu$. Otherwise if $\nu' < \nu$, we just set $U_{\nu'\leftarrow\nu}$ as the identity. For clarity, we will use the term ‘‘derivative’’ to refer to a single component of the gradient and use ‘‘gradient’’ to refer to the entire multi-component vector throughout the paper. Using twirling channels corresponding to the 2-design blocks, the average and variance of the cost derivative can be written as

$$\mathbb{E}_\mathbb{U} [\partial_\mu C] = \text{tr} \left[\rho_0 \mathcal{T}_{s(B_1)}^{(1)} \circ \mathcal{T}_{s(B_2)}^{(1)} \circ \cdots \circ \mathcal{D}_\mu \circ \cdots \circ \mathcal{T}_{s(B_{M'})}^{(1)} (H) \right], \quad (\text{S15})$$

$$\text{Var}_\mathbb{U} [\partial_\mu C] = \text{tr} \left[\rho_0^{\otimes 2} \mathcal{T}_{s(B_1)}^{(2)} \circ \mathcal{T}_{s(B_2)}^{(2)} \circ \cdots \circ \mathcal{D}_\mu^{\otimes 2} \circ \cdots \circ \mathcal{T}_{s(B_{M'})}^{(2)} (H^{\otimes 2}) \right] - (\mathbb{E}_\mathbb{U} [\partial_\mu C])^2, \quad (\text{S16})$$

where $\mathcal{D}_\mu(\cdot) = [i\Omega_\mu, (\cdot)]$ is the quantum operation induced by the commutator. For convenience, we say that θ_μ is the differential parameter, U_μ is the differential gate and the block $B_{k(\mu)}$ containing U_μ is the differential block. It is worth emphasizing that there is a detail on the location of U_μ within $B_{k(\mu)}$. Denote the decomposition of $B_{k(\mu)}$ regarding the gate U_μ as $B_{k(\mu)} = R_{k\mu} U_\mu L_{k\mu}$, i.e.,



Then the neighboring channels of $\mathcal{D}_\mu^{\otimes t}$ in Eqs. (S15) and (S16) can be written as

$$\cdots \circ \mathcal{T}_{s(L_{k\mu})}^{(t)} \circ \mathcal{D}_\mu^{\otimes t} \circ \mathcal{T}_{s(U_\mu R_{k\mu})}^{(t)} \circ \cdots \quad \text{or} \quad \cdots \circ \mathcal{T}_{s(L_{k\mu} U_\mu)}^{(t)} \circ \mathcal{D}_\mu^{\otimes t} \circ \mathcal{T}_{s(R_{k\mu})}^{(t)} \circ \cdots \quad (\text{S18})$$

depending on the two different expressions in Eq. (S14). Although we assume that $B_{k(\mu)}$ forms a 2-design above, the sub-blocks $L_{k\mu}$ and $R_{k\mu}$ do not necessarily form 2-designs, which prevents the use of Eqs. (S5) and (S6). To deal with this detail, we will first focus on the case where $L_{k\mu}$ and $R_{k\mu}$ indeed form 2-designs on $s(B_{k(\mu)})$ so that our calculations could be performed clearly, and then discuss other cases on top of those calculations. Remember that $s(B)$ represents the support of the block B , i.e., the qubit subset which is acted non-trivially by B . We will call $|s(B)|$ as the block size of the block B .

To sum up, based on the assumptions that \mathbb{U} is made up of local 2-designs and the differential gate U_μ is sandwiched by two local 2-designs, now we are going to estimate the average and variance of the cost derivative. We first calculate the average of the cost derivative.

Lemma S1 *If there exist a block or sub-block B within either $U_{\mu\leftarrow-1}$ or $U_{M\leftarrow\mu}$ forming a local 1-design with the support $s(B)$ covering $s(U_\mu)$, then the average of the cost derivative equals to zero, i.e., $\mathbb{E}_\mathbb{U} [\partial_\mu C] = 0$.*

Proof According to Eq. (S5), if the 1-design block B is within $U_{\mu\leftarrow-1}$, the evolved state in Eq. (S14) becomes a maximally mixed state on $s(U_\mu)$ after the integration with respect to B so that the trace of a commutator will give rise to a zero. If B is within $U_{M\leftarrow\mu}$, the backward evolved Hamiltonian in Eq. (S14) becomes an identity after the integration with respect to B so that the commutator with an identity will also give rise to a zero. ■

Since every 2-design is also a 1-design by definition, the condition in Lemma S1 can be easily satisfied by our assumptions above. Actually, the vanishing average of the cost derivative can also be obtained by considering the periodicity of the parameter space. For completeness, we point out that 1-designs have the following property.

Proposition S2 *If each block B_k in the circuit \mathbf{U} forms a local 1-design, then \mathbf{U} forms a global 1-design.*

Proof By definition, the twirling channel of \mathbf{U} with respect to the induced ensemble \mathbb{U} is composed of twirling channels of each block B_k , e.g.,

$$\mathcal{T}_{s(\mathbf{U})}^{(1)} = \mathcal{T}_{s(B_{M'})}^{(1)} \circ \cdots \circ \mathcal{T}_{s(B_2)}^{(1)} \circ \mathcal{T}_{s(B_1)}^{(1)}, \quad (\text{S19})$$

where $s(\mathbf{U}) = \bigcup_k s(B_k)$. This means that the support of \mathbf{U} is the union of the supports of all blocks. If \mathbf{U} acts on all qubits, then $s(\mathbf{U}) = N$. We emphasize that the measure in the definition of $\mathcal{T}_{s(\mathbf{U})}^{(1)}$ is determined by \mathbb{U} instead of the Haar measure. According to Eq. (S5), we have

$$\mathcal{T}_{s(\mathbf{U})}^{(1)}(\cdot) = \text{tr}_{s(B_{M'})} \left[\cdots \text{tr}_{s(B_1)} [\cdot] \otimes \frac{I|_{s(B_1)}}{2^{|s(B_1)|}} \cdots \right] \otimes \frac{I|_{s(B_{M'})}}{2^{|s(B_{M'})|}} = \text{tr}_{s(\mathbf{U})} [\cdot] \otimes \frac{I|_{s(\mathbf{U})}}{2^{|s(\mathbf{U})|}}. \quad (\text{S20})$$

This is exactly the definition of global 1-design. Here ‘‘global’’ means the ensemble is defined on the support union $s(\mathbf{U})$. $I|_s$ is the identity on support s . The last equality means that the composition of a series of tracing and replacing with maximally mixed states is equivalent to tracing all the indices first and then replacing with the maximally mixed state on the support union. \blacksquare

We remark that Proposition S2 holds especially for 1-designs. That is to say, for example, the similar statement is not true for 2-designs, i.e., the composition of local 2-designs is not necessarily a global 2-design. This is because there are multiple terms in Eq. (S6) which hinders a similar proof as in Eq. (S20) for 2-designs. As the integration progresses, the terms become exponentially numerous with both positive and negative contributions, making them difficult to estimate. Hence, the estimation regarding the composition of local 2-designs, such as the variance of the cost derivative, is much more complicated than those of 1-designs. This implies that we need an alternative method instead of brute-force computation. As we will show below, our method estimates the variance of the cost derivative in the Heisenberg picture, i.e., we track the backward evolution of Pauli strings instead of the forward evolution of the quantum state, which shares the same start point with that in Ref. [28]. In the following lemma, we will first see how one Pauli string h evolves by a single twirling channel. We use $h|_s$ to denote the sub-string of h on the qubit subset s , e.g., $(Z \otimes I \otimes X)|_{\{q_1, q_2\}} = Z \otimes I$. The support of h , i.e., the qubit subset which is acted by h non-trivially, is denoted by $s(h)$, e.g., $s(Z \otimes I \otimes X) = \{q_1, q_3\}$. Here ‘‘non-trivial’’ means that the corresponding sub-string is not the identity. We use $\mathcal{P}|_s$ to denote the set of all Pauli strings defined on s , and $\mathcal{P}'|_s$ to denote the set of all non-trivial Pauli strings on s , i.e., $\mathcal{P}'|_s = \mathcal{P}|_s - \{I|_s\}$.

Lemma S3 *Suppose that h is a Pauli string on an N -qubit system and $\mathcal{T}_s^{(2)}$ is the 2-degree twirling channel defined on s . If the sub-string $h|_s$ is non-trivial, then the following equality holds*

$$\mathcal{T}_s^{(2)}(h^{\otimes 2}) = \frac{1}{2^{|2s|} - 1} \sum_{\sigma \in \mathcal{P}'|_s} \sigma^{\otimes 2} \otimes (h|_{\bar{s}})^{\otimes 2}, \quad (\text{S21})$$

where \bar{s} is the complement of s among the N qubits. Otherwise if $h|_s$ is trivial, then $\mathcal{T}_s^{(2)}(h \otimes h) = h \otimes h$.

Proof If $h|_s$ is non-trivial, then we have $\text{tr}_{2s}(h \otimes h) = 0$ and $\text{tr}_{2s}[(h \otimes h)S|_{2s}] = 2^{|s|}(h|_{\bar{s}})^{\otimes 2}$ in Eq. (S6) because Pauli matrices are traceless and the squares of them equal to the identity. Thus, Eq. (S6) gives rise to

$$\mathcal{T}_s^{(2)}(h^{\otimes 2}) = \frac{2^{|s|}(h|_{\bar{s}})^{\otimes 2}}{2^{|2s|} - 1} \otimes \left(S|_{2s} - \frac{I|_{2s}}{2^{|s|}} \right). \quad (\text{S22})$$

Substituting the Pauli decomposition of the swap operator

$$S|_{2s} = \frac{1}{2^{|s|}} \sum_{\sigma \in \mathcal{P}|_s} \sigma^{\otimes 2}, \quad (\text{S23})$$

we arrive at Eq. (S21). If $h|_s$ is trivial, Eq. (S6) indicates that $\mathcal{T}_s^{(2)}$ just keeps the input unchanged. \blacksquare

This lemma tells us that, a single step of backward evolution of two copies of a Pauli string by the twirling channel on the qubit subset s will map the sub-string inside s to a uniformly weighted sum of two copies of all possible non-trivial Pauli strings on s , while keep the part outside s unchanged. Note that the coefficients are summed to one. We dub this transformation as the twirling channel ‘‘smearing’’ the sub-strings on s . From this point of view, one

can regard a local 2-design as a “local scrambler”, which scrambles the information at s uniformly. Besides identical copies of the form $h^{\otimes 2}$, we also need to pay attention to the evolution of cross-terms like $h_1 \otimes h_2$ with $h_1 \neq h_2$ from $H^{\otimes 2}$ in Eq. (S16). That is to say, if the Pauli decomposition of the Hamiltonian is $H = \sum_j \lambda_j h_j$ where $\lambda_j \in \mathbb{R}$ and $h_j \in \mathcal{P}'|_{s(H)}$ represents a non-trivial Pauli string on the support of H , the copied Hamiltonian $H^{\otimes 2}$ can be expressed by $H^{\otimes 2} = \sum_{ij} \lambda_i \lambda_j h_i \otimes h_j$, which contains the cross-terms $h_i \otimes h_j$ with $h_i \neq h_j$.

Lemma S4 *Suppose that h_1 and h_2 are two distinct Pauli strings and s' is the qubit subset where h_1 and h_2 are distinct, i.e., $s' = \{q_i \mid h_1|_{q_i} \neq h_2|_{q_i}\}$. If $s' \cap s \neq \emptyset$, then $\mathcal{T}_s^{(2)}(h_1 \otimes h_2) = 0$. Otherwise if $s' \cap s = \emptyset$, i.e., h_1 and h_2 are identical on s , then Lemma S3 applies.*

Proof Since $h_1|_s$ and $h_2|_s$ are distinct, we have $\text{tr}_{2s}(h_1 \otimes h_2) = 0$ and $\text{tr}_{2s}[(h_1 \otimes h_2)S|_{2s}] = 0$ in Eq. (S6) because Pauli matrices are traceless and the product of two distinct Pauli matrices is also traceless. According to Eq. (S6), we have $\mathcal{T}_s^{(2)}(h_1 \otimes h_2) = 0$. ■

That is to say, if two Pauli strings are not identical in the scope of the 2-degree twirling channel, the output corresponding to the tensor product of these two Pauli strings is zero. Therefore, for the whole circuit \mathbf{U} composed of local 2-designs, we have the following corollary.

Corollary S5 *Suppose that H is a Hamiltonian with the Pauli decomposition $H = \sum_j \lambda_j h_j$ and \mathbf{U} is a random PQC composed of local 2-designs. The differential gate U_μ within the block $B_{k(\mu)}$ is sandwiched by two local 2-designs on $s(B_{k(\mu)})$. If the support of \mathbf{U} covers the support of H , i.e., $s(\mathbf{U}) \supseteq s(H)$, then the following equality holds*

$$\text{Var}_{\mathbf{U}}[\partial_\mu \langle H \rangle] = \sum_j \lambda_j^2 \text{Var}_{\mathbf{U}}[\partial_\mu \langle h_j \rangle], \quad (\text{S24})$$

where $\langle \cdot \rangle = \langle \mathbf{0} | \mathbf{U}^\dagger(\cdot) \mathbf{U} | \mathbf{0} \rangle$ denotes the expectation value with respect to the output state $\mathbf{U} | \mathbf{0} \rangle$.

Proof Lemma S1 ensures $\mathbb{E}_{\mathbf{U}}[\partial_\mu C] = 0$. Thus, Eq. (S16) reduces to

$$\text{Var}_{\mathbf{U}}[\partial_\mu C] = \text{tr} \left[\rho_0^{\otimes 2} \mathcal{T}_{s(B_1)}^{(2)} \circ \mathcal{T}_{s(B_2)}^{(2)} \circ \dots \circ \mathcal{D}_\mu^{\otimes 2} \circ \dots \circ \mathcal{T}_{s(B_{M'})}^{(2)}(H^{\otimes 2}) \right]. \quad (\text{S25})$$

Since the maps above are all linear, the Pauli decomposition of H gives

$$\text{Var}_{\mathbf{U}}[\partial_\mu C] = \sum_{ij} \lambda_i \lambda_j \text{tr} \left[\rho_0^{\otimes 2} \mathcal{T}_{s(B_1)}^{(2)} \circ \mathcal{T}_{s(B_2)}^{(2)} \circ \dots \circ \mathcal{D}_\mu^{\otimes 2} \circ \dots \circ \mathcal{T}_{s(B_{M'})}^{(2)}(h_i \otimes h_j) \right]. \quad (\text{S26})$$

If two Pauli strings h_i and h_j are distinct on $s(\mathbf{U})$, there must exist a block $B_{k'}$ that first acts on one of the qubits on which the two Pauli strings are distinct, resulting in $\mathcal{T}_{s(B_{k'})}^{(2)}(h_i \otimes h_j) = 0$ by Lemma S4. Lemma S3 ensures that the distinction is preserved by preceding blocks acting elsewhere. Therefore, all the cross-terms are eliminated and hence we arrive at Eq. (S24). Note that the differential channel $\mathcal{D}_\mu^{\otimes 2}$ does affect the elimination since U_μ is sandwiched by two local 2-designs so that the distinction will be acted by the right one before meeting $\mathcal{D}_\mu^{\otimes 2}$. ■

In fact, even if the sub-block on the right of the differential gate U_μ does not form a local 2-design, the cross-terms are still expected to be very small. This is because \mathcal{D}_μ can not map two distinct non-trivial Pauli strings to the same one, e.g., $[X, Y] = 2iZ$ and $[X, Z] = -2iY$, so the distinction is preserved by $\mathcal{D}_\mu^{\otimes 2}$. The left and right sub-blocks combine together reforming a 2-design.

Corollary S5 tells us that in order to give a lower bound on the variance of the cost derivative, one only needs to bound the variance corresponding to each Pauli string in the Hamiltonian, because the coefficients in Eq. (S24) are all non-negative, i.e., $\lambda_j^2 \geq 0$. To see the effect of the differential channel more clearly, we introduce the following lemma.

Lemma S6 *Suppose that h and Ω are two Pauli strings and $\mathcal{D}(\cdot) = [i\Omega, (\cdot)]$. s is a qubit subset that covers $s(\Omega)$, i.e., $s(\Omega) \subseteq s$. If $h|_s$ is non-trivial, then the following equality holds*

$$\mathcal{T}_s^{(2)} \circ \mathcal{D}^{\otimes 2} \circ \mathcal{T}_s^{(2)}(h^{\otimes 2}) = \frac{2^{|2s|+1}}{2^{|2s|-1}} \mathcal{T}_s^{(2)}(h^{\otimes 2}). \quad (\text{S27})$$

Otherwise if $h|_s$ is trivial, $\mathcal{T}_s^{(2)} \circ \mathcal{D}^{\otimes 2} \circ \mathcal{T}_s^{(2)}(h^{\otimes 2}) = 0$.

Proof If $h|_s = I|_s$, Lemma S3 gives $\mathcal{T}_s^{(2)}(h^{\otimes 2}) = h^{\otimes 2}$ and hence $\mathcal{D}^{\otimes 2} \circ \mathcal{T}_s^{(2)}(h^{\otimes 2}) = \mathcal{D}^{\otimes 2}(h^{\otimes 2}) = 0$ because the identity commutes with any operator. If $h|_s \neq I|_s$, Lemma S3 gives

$$\mathcal{T}_s^{(2)}(h^{\otimes 2}) = \frac{1}{2^{|2s|} - 1} \sum_{\sigma \in \mathcal{P}'|_s} \sigma^{\otimes 2} \otimes (h|_{\bar{s}})^{\otimes 2}. \quad (\text{S28})$$

Since Ω is also a Pauli string, hence either Ω commutes with σ or anti-commutes with σ . If they commute, $\mathcal{D}(\sigma) = 0$. If they anti-commute, the commutation relation of Pauli matrices gives $\mathcal{D}(\sigma) = \pm 2\sigma'$, where σ' is some other non-trivial Pauli string. The number of Pauli strings in $\mathcal{P}|_s$ that anti-commute with Ω is just one-half of the total, i.e., $4^{|s|}/2$. This is because one can easily establish a one-to-one correspondence between the subsets of Pauli strings that commute and anti-commute with Ω by multiplying a new Pauli string Ω' that is only non-trivial on one of the qubits in $s(\Omega)$ and does not equal to Ω . For example, if $\Omega = Z \otimes I$, one can choose $\Omega' = X \otimes I$ and map the commuting subset $\{I, Z\} \otimes \mathcal{P}|_{q_2}$ to the anti-commuting subset $\{X, Y\} \otimes \mathcal{P}|_{q_2}$ up to some phase factors. As a result, the final output of the three composed channels is

$$\mathcal{T}_s^{(2)} \circ \mathcal{D}^{\otimes 2} \circ \mathcal{T}_s^{(2)}(h^{\otimes 2}) = \frac{(\pm 2)^2 \times 4^{|s|}/2}{(2^{|2s|} - 1)^2} \sum_{\sigma \in \mathcal{P}'|_s} \sigma^{\otimes 2} \otimes (h|_{\bar{s}})^{\otimes 2}, \quad (\text{S29})$$

which is exactly Eq. (S27) after simplification. ■

Lemma S6 reveals that the effect of the differential channel is just to eliminate the Pauli strings that are trivial on the support of the differential gate U_μ . For those Pauli strings that are non-trivial on $s(U_\mu)$, the differential channel just contributes a constant on top of the two adjacent local 2-designs. Up to this point, we have introduced all the lemmas we need to prove the theorems in the main text. Before presenting the theorems and proofs, we would like to first clarify some concepts that are used in the formulation of the theorems.

Definition S1 The connecting support of two blocks B_k and $B_{k'}$ with $k \leq k'$ in the circuit \mathbf{U} is defined by $s_c(B_k, B_{k'}) = s(B_k) \cap s(B_{k'}) - \bigcup_{k < k'' < k'} s(B_{k''})$. If $k \geq k'$, the connecting support is defined by $s_c(B_k, B_{k'}) = s_c(B_{k'}, B_k)$. Non-empty connecting support means that there is at least a common edge between the two blocks in the circuit graph. In this case, we call the two blocks are “connected” within the circuit.

Definition S2 The forward residual support $s_f(B_k)$ of a block B_k in the circuit \mathbf{U} is defined by the qubits in $s(B_k)$ that are not acted by the blocks in \mathbf{U} that act earlier than B_k , i.e., $s_f(B_k) = s(B_k) - \bigcup_{k' < k} s(B_{k'})$. Correspondingly, the backward residual support $s_b(B_k)$ of B_k is defined by the qubits in $s(B_k)$ that are not acted by the blocks in \mathbf{U} that act later than B_k , i.e., $s_b(B_k) = s(B_k) - \bigcup_{k' > k} s(B_{k'})$. If the forward (backward) residual support is not empty, we say the block is a head (tail) block in the circuit, i.e., the block is the first (last) block in the entire circuit that acts on some qubit.

Definition S3 A path p on the circuit \mathbf{U} is defined as a time-ordered sequence of blocks $p = \{B_{k_1}, B_{k_2}, B_{k_3}, \dots\}$ with $k_1 < k_2 < k_3 < \dots$ where adjacent blocks are connected within the circuit. The head (tail) of a path p refers to the first (last) block in the path, denoted as $\text{Head}(p)$ and $\text{Tail}(p)$. The forward (backward) residual support of a path p is defined by the union of the forward (backward) residual supports of all the blocks in the path p , i.e., $s_f(p) = \bigcup_{B_k \in p} s_f(B_k)$ and $s_b(p) = \bigcup_{B_k \in p} s_b(B_k)$. Every path is demanded to traverse the entire circuit, i.e., $s_f(\text{Head}(p)) \neq \emptyset$ and $s_b(\text{Tail}(p)) \neq \emptyset$. In other words, the head (tail) of the path is also a head (tail) block in the circuit.

The motivation for this path definition will be self-evident in the proof below. An example of a path is depicted as the following



Some measures can be defined to quantify the properties of paths, such as the “length” below.

Definition S4 An edge in a given path p refers to a pair of adjacent blocks $(B_k, B_{k'})$ in the path with $k < k'$. The “length” of the edge is defined by

$$l(B_k, B_{k'}) = \log_4 \left[\frac{4^{|s(B_{k'})|} - 1}{4^{|s_c(B_k, B_{k'})|} - 1} \right]. \quad (\text{S31})$$

Specifically, we regard (ρ_0, B_{k_1}) also as an edge in the path. Remember that ρ_0 is the initial state. The length of this edge is defined by replacing the connecting support with the forward residual support, i.e.,

$$l(\rho_0, B_{k_1}) = \log_4 \left[\frac{4^{|s(B_{k_1})|} - 1}{4^{|s_f(B_{k_1})|} - 1} \right], \quad (\text{S32})$$

In fact, the forward residual support of B_{k_1} can be naturally seen as the connecting support of ρ_0 and B_{k_1} , namely $s_f(B_{k_1}) = s_c(\rho_0, B_{k_1})$, if ρ_0 is identified as the “zeroth” block B_0 . The edge set corresponding to the path p is defined by all edges in the path $\text{Edge}(p) = \{(\rho_0, B_{k_1}), (B_{k_1}, B_{k_2}), (B_{k_2}, B_{k_3}), \dots\}$. The “length” of the path is defined by the sum of the lengths of all edges, i.e.,

$$l(p) = \sum_{(B_k, B_{k'}) \in \text{Edge}(p)} l(B_k, B_{k'}). \quad (\text{S33})$$

One can see that if the edge length is a constant for every edge in the path, like in the example above, then the length of the path naturally reduces to the geometrical length $|p|$ (the number of elements in p) times the constant. In the limit of large $|s(B_{k'})|$ and $|s_c(B_k, B_{k'})|$, the edge length can be approximated as $l(B_k, B_{k'}) \approx |s(B_{k'}) - s_c(B_k, B_{k'})|$, which only depends on the part of $B_{k'}$ that is not connected with B_k . Actually, even in the minimal case of staggered two-qubit gates with $|s(B_{k'})| = 2$ and $|s_c(B_k, B_{k'})| = 1$, this approximation is good enough, i.e., $l(B_k, B_{k'}) = \log_4 5 \approx 1.16$ which is close to $|s(B_{k'}) - s_c(B_k, B_{k'})| = 1$. As we will see, the edge length defined here signifies the information leakage by the staggered adjacent blocks in the process of backward evolution. Note that $l(B_k, B_{k'}) = 0$ just means that the two adjacent blocks are connected on the whole support and hence they can be combined into a single 2-design.

We will use $s(p)$ to denote the qubit support union of all blocks in p , i.e., $s(p) = \bigcup_{B_k \in p} s(B_k)$. We will use the notation $p(B_{k(\mu)}, h_j)$ to indicate that the path p goes through the differential block $B_{k(\mu)}$ and connects to h_j , i.e., $B_{k(\mu)} \in p$ and $s_b(p) \cap s(h_j) \neq \emptyset$. Note that the existence of $p(B_{k(\mu)}, h_j)$ is equivalent to the condition that $B_{k(\mu)}$ is within the causal cone of h_j , which means that $B_{k(\mu)}$ would not be eliminated directly by unitary conjugation when calculating the expectation value of h_j . Moreover, $p(B_{k(\mu)}, h_j)$ may also be non-unique, i.e., there might exist multiple possible paths through $B_{k(\mu)}$ to h_j on the PQC. If so, we just choose one of the paths and denote it as $p(B_{k(\mu)}, h_j)$.

The concepts defined above will be useful when concerning the factor in the lower bound on the variance that is related to the deepness of the circuit. On the other hand, when we are also concerned about the factor in the lower bound that is related to the locality of the Hamiltonian, the following concepts will be helpful.

Definition S5 A path set P on a given PQC is defined by a collection of paths $P = \{p_1, p_2, \dots\}$ on the PQC. The node set of the path set P is defined by the union of the paths in P , i.e., $\text{Node}(P) = \bigcup_{p_i \in P} p_i$. The edge set of the path set P is defined by the union of the edge sets corresponding to the paths in P , i.e., $\text{Edge}(P) = \bigcup_{p_i \in P} \text{Edge}(p_i)$. The length of the path set P is defined by the sum of all edges in P , i.e.,

$$l(P) = \sum_{(B_k, B_{k'}) \in \text{Edge}(P)} l(B_k, B_{k'}). \quad (\text{S34})$$

Definition S6 The head (tail) of a path in a path set P is also called a head (tail) block of the path set. The head (tail) set of the path set refers to the set of all the head (tail) blocks in the path set, i.e., $\text{Head}(P) = \{\text{Head}(p_i) \mid p_i \in P\}$ and $\text{Tail}(P) = \{\text{Tail}(p_i) \mid p_i \in P\}$. The forward (backward) residual support of a path set P is defined by the union of the forward (backward) residual supports of all the paths in P , i.e., $s_f(P) = \bigcup_{p_i \in P} s_f(p_i)$ and $s_b(P) = \bigcup_{p_i \in P} s_b(p_i)$.

Definition S7 The forward width of a block B_k is defined by

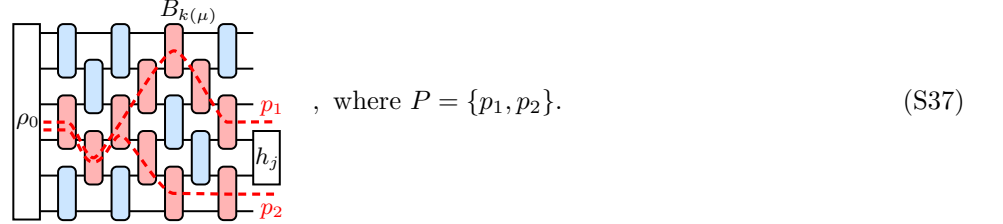
$$w(B_k) = \log_2 \left[\frac{4^{|s_f(B_k)|} - 1}{2^{|s_f(B_k)|} - 1} \right]. \quad (\text{S35})$$

The head width of a path p is defined by the forward width of its head $w(p) = w(\text{Head}(p))$. The head width of a path set P is defined by the sum of the forward widths of all the head blocks in the path set

$$w(P) = \sum_{B_k \in \text{Head}(P)} w(B_k). \quad (\text{S36})$$

Similar to the case of length, one can see that if the head width is a constant for every head block in the path set, then the head width is just the geometrical width (the number of elements in the head set) times the constant. In the limit of large $|s_f(B_k)|$, the head width of the block B_k can be approximated as $w(B_k) \approx |s_f(B_k)|$, which is just the size of the forward residual support, i.e., the part of $s(B_k)$ that is connected to ρ_0 .

We will use the notation $P(B_{k(\mu)}, h_j)$ to indicate that there exists a path p_i in P that goes through the block $B_{k(\mu)}$ and the backward residual support of P covers the support of h_j , i.e., $\exists p_i \in P$, s.t. $B_{k(\mu)} \in p_i$ and $s_b(P) \supseteq s(h_j)$. We will call $P(B_{k(\mu)}, h_j)$ a path set that goes through $B_{k(\mu)}$ and covers h_j for short. An example of the path set $P(B_{k(\mu)}, h_j)$ is depicted as the following



We emphasize that the examples shown above which use the alternating layered ansatz, are merely to illustrate these newly defined concepts. The applicability of the concepts together with the theorems below, are not limited to the scenarios in the examples. So far, we have introduced all the prerequisites related to Theorem 1 in the main text. Now we are prepared to prove Theorem 1.

Theorem 1 Suppose that H is a Hamiltonian on an N -qubit system with the Pauli decomposition $H = \sum_j \lambda_j h_j$. \mathbf{U} is a PQC composed of blocks forming independent local 2-designs with $s(\mathbf{U}) \supseteq s(H)$. The energy expectation with respect to the output state is taken as the cost function $C(\boldsymbol{\theta}) = \text{tr}(\rho_0 \mathbf{U}^\dagger H \mathbf{U})$, where $\rho_0 = |\mathbf{0}\rangle\langle\mathbf{0}|$. Suppose that the differential gate U_μ within the block $B_{k(\mu)}$ is sandwiched by two local 2-designs on $s(B_{k(\mu)})$. The generator Ω_μ of U_μ is a Pauli string. For each h_j whose causal cone contains $B_{k(\mu)}$, there exists at least a path set that goes through $B_{k(\mu)}$ and covers h_j , denoted as P_j . Then, the variance of the cost derivative is lower bounded by

$$\text{Var}_{\mathbf{U}}[\partial_\mu C] \geq \sum_j \lambda_j^2 \cdot 2^{1-2l(P_j)-w(P_j)}, \quad (\text{S38})$$

where j runs over the indices of h_j whose causal cone contains $B_{k(\mu)}$. $l(P_j)$ and $w(P_j)$ denote the length and the head width of the path set P_j , respectively. Note that this lower bound holds for arbitrary choice of P_j . The choice with the minimum path length and head width gives rise to the tightest bound.

Proof According to Lemma S1, the average of the cost derivative equals to zero $\mathbb{E}_{\mathbf{U}}[\partial_\mu C] = 0$. Thus we only need to estimate the first term in Eq. (S16), which is exactly Eq. (S25). According to Corollary S5, we only need to estimate the variances with respect to individual Pauli strings in the Hamiltonian

$$\text{Var}_{\mathbf{U}}[\partial_\mu \langle h_j \rangle] = \text{tr} \left[\rho_0^{\otimes 2} \mathcal{T}_{s(B_1)}^{(2)} \circ \mathcal{T}_{s(B_2)}^{(2)} \circ \dots \circ \mathcal{D}_\mu^{\otimes 2} \circ \dots \circ \mathcal{T}_{s(B_{M'})}^{(2)} (h_j^{\otimes 2}) \right]. \quad (\text{S39})$$

and finally add them up via Eq. (S24). An important observation from Lemma S3 is that a twirling channel just maps a doubled Pauli string into a sum of doubled Pauli strings, with the coefficients summed to one. Namely, the weight vector is normalized. Then, the subsequent twirling channels just map one sum of doubled Pauli strings to another sum of doubled Pauli strings, including the differential block. In the end, among the final sum of doubled Pauli strings, only those that contain only Z and I operators contribute to the expectation value with respect to the initial state $|\mathbf{0}\rangle$ because $\langle 0|X|0\rangle = \langle 0|Y|0\rangle = 0$ while $\langle 0|Z|0\rangle = \langle 0|I|0\rangle = 1$. So the variance equals the sum of the coefficients corresponding to all surviving doubled Pauli strings containing only Z and I in the output of the final channel. Our goal is to give a lower bound on the sum of these coefficients. We will omit the term ‘‘doubled’’ below without confusion.

For clarity, before introducing our method of bounding, we first analyze the action of the first two channels $\mathcal{T}_{s(B_{M'})}^{(2)}$ and $\mathcal{T}_{s(B_{M'-1})}^{(2)}$ in detail, which will be helpful for introducing our method of bounding later. We start from the action of $\mathcal{T}_{s(B_{M'})}^{(2)}$. Lemma S3 tells us that

- (i) If $s(B_{M'}) \cap s(h_j) = \emptyset$, i.e., the block $B_{M'}$ does not act on the support of the Pauli string h_j at all, then the output of the corresponding twirling channel keeps the same as the input $\mathcal{T}_{s(B_{M'})}^{(2)}(h_j^{\otimes 2}) = h_j^{\otimes 2}$.
- (ii) If $s(B_{M'}) \cap s(h_j) \neq \emptyset$, then $\mathcal{T}_{s(B_{M'})}^{(2)}$ keeps the sub-string $(h|_{s(B_{M'})})^{\otimes 2}$ unchanged, but replaces the sub-string $(h|_{s(B_{M'})})^{\otimes 2}$ with a uniformly weighted sum of two copies of all non-trivial Pauli strings on $s(B_{M'})$, i.e., the elements in the set $\mathcal{P}'|_{s(B_{M'})}$. This kind of replacement is dubbed as ‘‘smearing’’ below. One can see that the qubit support union of the summed Pauli strings either grows or keeps the same after the action of $\mathcal{T}_{s(B_{M'})}^{(2)}$.

Next we consider the action of $\mathcal{T}_{s(B_{M'-1})}^{(2)}$ under the condition $s(B_{M'}) \cap s(h_j) \neq \emptyset$.

- (i) If $s(B_{M'-1}) \cap s(h_j) = \emptyset$ and $s(B_{M'-1}) \cap s(B_{M'}) = \emptyset$, the output is the same as the input.
- (ii) If $s(B_{M'-1}) \supseteq s(B_{M'})$, the sub-strings on $s(B_{M'-1})$ are smeared, while the remaining part keeps unchanged. In this case, the effect of the block is $B_{M'}$ is invisible since it is fully covered by a 2-design $B_{M'}$ with larger support.
- (iii) If $s(B_{M'-1}) \cap [s(h_j) - s(B_{M'})] = \emptyset$ and $s(B_{M'-1}) \cap s(B_{M'}) \neq \emptyset$ and $s(B_{M'-1}) \not\supseteq s(B_{M'})$, the output might be not a uniformly weighted sum anymore. This is because $\mathcal{T}_{s(B_{M'-1})}^{(2)}$ only smears the Pauli strings that are non-trivial on $s(B_{M'-1})$, while not all summed Pauli strings in $\mathcal{T}_{s(B_{M'})}^{(2)}(h_j^{\otimes 2})$ satisfy this condition due to $s(B_{M'-1}) \not\supseteq s(B_{M'})$. For example, in the set of 2-qubit non-trivial Pauli strings, the subset $\{X \otimes I, Y \otimes I, Z \otimes I\}$ would not be smeared by the twirling channel only covering the second qubit. The part of Pauli strings that are trivial on $s(B_{M'-1})$ keep their weights unchanged as $1/(4^{|s(B_{M'})|} - 1)$, while the remaining part of strings that are non-trivial on $s(B_{M'-1})$ will be involved in the twirling channel. The latter forms the subset $\mathcal{P}'|_{s(B_{M'}) - s(B_{M'-1})} \otimes \mathcal{P}'|_{s(B_{M'}) \cap s(B_{M'-1})}$, in which the number of elements is

$$\left(4^{|s(B_{M'}) \cap s(B_{M'-1})|} - 1\right) \times 4^{|s(B_{M'}) - s(B_{M'-1})|}. \quad (\text{S40})$$

Each string will be smeared into $\mathcal{P}'|_{s(B_{M'-1})}$. After collecting the repeated terms that have the same sub-string on $s(B_{M'}) - s(B_{M'-1})$, we obtain a summation over the set $\mathcal{P}'|_{s(B_{M'}) - s(B_{M'-1})} \otimes \mathcal{P}'|_{s(B_{M'-1})}$ with each term having a new uniform weight

$$\frac{1}{4^{|s(B_{M'})|} - 1} \times \frac{1}{4^{|s(B_{M'-1})|} - 1} \times \left(4^{|s(B_{M'-1}) \cap s(B_{M'})|} - 1\right), \quad (\text{S41})$$

where the last factor comes from collecting repeated terms. Plus those unchanged strings in $\mathcal{P}'|_{s(B_{M'}) - s(B_{M'-1})} \otimes I|_{s(B_{M'-1}) \cap s(B_{M'})}$ with the weight $1/(4^{|s(B_{M'})|} - 1)$ for each term, we obtain the final output from $\mathcal{T}_{s(B_{M'-1})}^{(2)}$. One can check that these weights are still summed to one. Therefore, if $s(B_{M'-1}) \subseteq s(B_{M'})$, then the weights are still uniform since $s(B_{M'-1}) \cap s(B_{M'}) = s(B_{M'-1})$. But if $s(B_{M'-1}) \not\subseteq s(B_{M'})$, namely the two blocks have an overlap and also have their own exclusive supports, then the weights are indeed no more uniform.

- (iv) If $s(B_{M'-1}) \cap [s(h_j) - s(B_{M'})] \neq \emptyset$ and $s(B_{M'-1}) \cap s(B_{M'}) = \emptyset$, the sub-strings are smeared uniformly with each summed Pauli string non-trivial on $s(B_{M'-1})$ and $s(B_{M'})$ simultaneously, i.e., the set $\mathcal{P}'|_{s(B_{M'-1})} \otimes \mathcal{P}'|_{s(B_{M'})}$.
- (v) If $s(B_{M'-1}) \cap [s(h_j) - s(B_{M'})] \neq \emptyset$ and $s(B_{M'-1}) \cap s(B_{M'}) \neq \emptyset$ and $s(B_{M'-1}) \not\supseteq s(B_{M'})$, the weights will also deviate from a uniform distribution. Although all summed strings in $\mathcal{T}_{s(B_{M'})}^{(2)}(h_j^{\otimes 2})$ will be involved in $\mathcal{T}_{s(B_{M'-1})}^{(2)}$ due to $s(B_{M'-1}) \cap [s(h_j) - s(B_{M'})] \neq \emptyset$, the non-uniformity arises when collecting repeated terms. In the subset $\mathcal{P}'|_{s(B_{M'}) - s(B_{M'-1})} \otimes \mathcal{P}'|_{s(B_{M'}) \cap s(B_{M'-1})}$, the strings that are the same on $s(B_{M'}) - s(B_{M'-1})$ contribute the same, with a total number $4^{|s(B_{M'}) \cap s(B_{M'-1})|}$, while in the subset $I|_{s(B_{M'}) - s(B_{M'-1})} \otimes \mathcal{P}'|_{s(B_{M'}) \cap s(B_{M'-1})}$, the strings that are the same on $s(B_{M'}) - s(B_{M'-1})$ contribute the same, with a total number $(4^{|s(B_{M'}) \cap s(B_{M'-1})|} - 1)$. Thus the final output is a summation over $\mathcal{P}'|_{s(B_{M'}) - s(B_{M'-1})} \otimes \mathcal{P}'|_{s(B_{M'-1})}$ with each term having a new weight

$$\frac{1}{4^{|s(B_{M'})|} - 1} \times \frac{1}{4^{|s(B_{M'-1})|} - 1} \times 4^{|s(B_{M'-1}) \cap s(B_{M'})|}, \quad (\text{S42})$$

plus a summation over $I|_{s(B_{M'}) - s(B_{M'-1})} \otimes \mathcal{P}'|_{s(B_{M'-1})}$ with each term having a new weight as in Eq. (S41).

One can expect that the classified cases would proliferate exponentially with the number of twirling channels, and the corresponding weights are in general nonuniform. Thus it is hard to track the exact backward evolution of the Pauli string summation at each step in Eq. (S39). Instead, noticing the fact that the weights are always non-negative, it is possible to track a part of these Pauli strings to give a lower bound in the end.

According to Lemma S6, only those h_j whose causal cone contains the differential block $B_{k(\mu)}$ can have a non-zero contribution to the variance $\text{Var}_{\mathbb{U}}[\partial_{\mu}C]$. So we only need to care about these Pauli strings in the Hamiltonian. For every such h_j , as supposed in the theorem, we have chosen a path set P_j that goes through $B_{k(\mu)}$ and covers h_j . We first focus on the simplest scenario where P_j only contains a single path p_1 . By definition, we have $B_{k(\mu)} \in p_1$ and $s_b(p_1) \supseteq s(h_j)$. We first consider the case where $s_b(\text{Tail}(p_1)) \supseteq s(h_j)$. In this case, we aim to track the evolution of the Pauli strings that are non-trivial only along this path. That is to say, we will manually insert a selection channel $\mathcal{S}_{s(B_k)}^{(2)}$ just after the twirling channel $\mathcal{T}_{s(B_k)}^{(2)}$ of each block B_k in the path

$$\cdots \circ \mathcal{T}_{s(B_k)}^{(2)} \circ \cdots \rightarrow \cdots \circ \mathcal{S}_{s(B_k)}^{(2)} \circ \mathcal{T}_{s(B_k)}^{(2)} \circ \cdots. \quad (\text{S43})$$

A selection channel $\mathcal{S}_{s(B_k)}^{(2)}$ on $s(B_k)$ is defined as a linear projection channel with the following action. For two adjacent blocks $(B_{k'}, B_k)$ in the path p_1 , after acting $\mathcal{T}_{s(B_k)}^{(2)}$, the Pauli strings whose sub-strings on $s(B_k)$ are non-trivial only on $s_c(B_{k'}, B_k)$ will be mapped to themselves by the selection channel while other strings are directly mapped to zero, i.e.,

$$\mathcal{S}_{s(B_k)}^{(2)}(\sigma^{\otimes 2}) = \begin{cases} \sigma^{\otimes 2} & \text{if } s(\sigma|_{s(B_k)}) \subseteq s_c(B_{k'}, B_k) \\ 0 & \text{else} \end{cases}. \quad (\text{S44})$$

where σ is a Pauli string on the N qubits. By doing so, the calculation result after inserting selection channels is always smaller than the original result since the contribution of the strings that are projected out is always non-negative. This can be utilized to establish a lower bound. Moreover, the key benefit of such a selection rule is that the tracked strings would not be influenced by the blocks outside the path since they are trivial outside, i.e., they are non-trivial only on

$$s_c(p_1; B_k). \quad (\text{S45})$$

where we have used the notation $s_c(p_1; B_k) = s_c(B_{k'}, B_k)$ to represent the connecting support of B_k and its predecessor $B_{k'}$ within the path p_1 . This will be convenient below for the sake that we do not need to create a new symbol to represent the predecessor of B_k . As a consequence, the twirling channel corresponding to any block outside the path just reduces to the identity channel. Hence, the variance can be lower bounded by

$$\text{Var}_{\mathbb{U}}[\partial_{\mu}\langle h_j \rangle] \geq \text{tr} \left[\rho_0^{\otimes 2} \prod_{B_k \in p_1} \left(\mathcal{S}_{s(B_k)}^{(2)} \circ \mathcal{T}_{s(B_k)}^{(2)} \right) (h_j^{\otimes 2}) \right], \quad (\text{S46})$$

where the product of channels follows the increasing order of indices from left to right, and the differential channel in between is omitted for simplicity. At the first step of the backward evolution, $h_j^{\otimes 2}$ is transformed into a uniform weighted sum of two copies of Pauli strings that are non-trivial only on $s(\text{Tail}(p_1))$. Then, for any two adjacent blocks $(B_k, B_{k'})$ in the path p_1 , only a certain proportion of the summed strings in the output of $\mathcal{T}_{s(B_{k'})}^{(2)}$ satisfies our selection rule. This proportion is just the number of elements in $\mathcal{P}'|_{s_c(B_k, B_{k'})}$ over that in $\mathcal{P}'|_{s(B_{k'})}$, i.e.,

$$\frac{4^{|s_c(B_k, B_{k'})|} - 1}{4^{|s(B_{k'})|} - 1}. \quad (\text{S47})$$

Note that with our tracked strings as the input, the output of each twirling channel is still a uniform weighted summation because the contribution from other parts has been neglected. Therefore, this process can be carried out recursively. Normalizing the weights of the surviving Pauli strings will give rise to a factor not larger than 1, which is just Eq. (S47). The normalized summation will enter the subsequent channels, while the normalization factor will contribute to our final lower bound. The normalization factor will be accumulated along the path until meeting the initial state, which contributes a total factor of

$$\prod_{(B_k, B_{k'}) \in p_1} \frac{4^{|s_c(B_k, B_{k'})|} - 1}{4^{|s(B_{k'})|} - 1} = 4^{-l(p_1)}. \quad (\text{S48})$$

According to Lemma S6, the differential block just contributes a constant factor

$$\frac{2 \cdot 4^{|s(B_{k(\mu)})|}}{4^{|s(B_{k(\mu)})|} - 1}. \quad (\text{S49})$$

Finally, the tracked Pauli strings are non-trivial only on $s_f(\text{Head}(p_1))$. Among these strings, only those that contain only the Pauli Z operator and the identity operator I will contribute to the variance by a base number of 1, whose proportion is

$$\frac{2^{|s_f(\text{Head}(p_1))|} - 1}{4^{|s_f(\text{Head}(p_1))|} - 1} = 2^{-w(p_1)}. \quad (\text{S50})$$

To sum up, the final contribution of these selected Pauli strings to the variance is just

$$\frac{2 \cdot 4^{|s(B_{k(\mu)})|}}{4^{|s(B_{k(\mu)})|} - 1} \times 4^{-l(p_1)} \times 2^{-w(p_1)} > 2 \times 4^{-l(p_1)} \times 2^{-w(p_1)}, \quad (\text{S51})$$

where we have relaxed the first factor to 2 for simplicity.

Next, we consider the case where $s_b(\text{Tail}(p_1)) \not\supseteq s(h_j)$ but it still holds that $s_b(p_1) \supseteq s(h_j)$. In this case, the tracked strings are no longer only non-trivial along the path as in Eq. (S45), but also on the residual support of h_j , i.e.,

$$s_c(p_1; B_k) \cup \left[s(h_j) - \bigcup_{k' \geq k} s_b(B_{k'}) \right], \quad (\text{S52})$$

because h_j is not fully covered by the last block of p_1 . However, this does not make a difference since we still have $s_b(p_1) \supseteq s(h_j)$, which means that sooner or later, the residual support of h_j will be covered by subsequent blocks in p_1 before meeting the blocks outside the path. Thus, the inequality in Eq. (S46) still holds. The normalization factor of the tracked strings will remain the same as in Eq. (S47) and hence the lower bound is the same as in Eq. (S51).

Then, we consider the case where $s(h_j)$ is not fully covered by $s_b(p_1)$ so that more paths are needed to cover $s(h_j)$ jointly. We focus on the case of two paths first, i.e., $s_b(P_j) \supseteq s(h_j)$ with $P_j = \{p_1, p_2\}$. We first consider the following three irreducible configurations of the two paths. The front and back segment of a path p regarding a block B_k is denoted as $\text{Seg}_f(p, B_k) = \{B_{k'} \in p \mid k' \leq k\}$ and $\text{Seg}_b(p, B_k) = \{B_{k'} \in p \mid k' \geq k\}$, respectively.

- (i) If the two paths are separate from each other, i.e., $p_1 \cap p_2 = \emptyset$, we can generalize the selection channel in Eq. (S44) to

$$\mathcal{S}_{s(B_k)}^{(2)}(\sigma^{\otimes 2}) = \begin{cases} \sigma^{\otimes 2} & \text{if } s(\sigma|_{s(B_k)}) \subseteq s_c(p_i; B_k) \\ 0 & \text{else} \end{cases}, \quad (\text{S53})$$

where p_i is the path that contains B_k , and hence the inequality in Eq. (S46) can be generalized to

$$\text{Var}_{\cup} [\partial_{\mu} \langle h_j \rangle] \geq \text{tr} \left[\rho_0^{\otimes 2} \prod_{B_k \in \text{Node}(P_j)} \left(\mathcal{S}_{s(B_k)}^{(2)} \circ \mathcal{T}_{s(B_k)}^{(2)} \right) (h_j^{\otimes 2}) \right]. \quad (\text{S54})$$

Based on Eq. (S46), this inequality still holds because the selection regarding the two paths can proceed separately. That is to say, the selected strings for the block $B_k \in p_1$ by Eq. (S44) are non-trivial only on

$$s_c(p_1; B_k) \cup s_c(p_2; B_{k'}) \cup \left[s(h_j) - \bigcup_{k'' \geq k} s_b(B_{k''}) \right]. \quad (\text{S55})$$

where $B_{k'} = \text{Head}(\text{Seg}_b(p_2, B_k))$ represents the head block of the back segment of the path p_2 regarding the block B_k . The support of the selected strings for the block in p_2 can be written in a symmetric manner. Thus, the factor in Eq. (S47) is accumulated along the two paths independently because the tracked Pauli string summation always keeps a tensor product structure. Therefore, the lower bound can be obtained just by counting the lengths and head widths of the two paths separately, i.e., generalizing $l(p_1)$ and $w(p_1)$ in Eq. (S51) to $l(P_j)$ and $w(P_j)$.

- (ii) If the two paths merge together along the backward direction at some block B_k , i.e., $p_1 \cap p_2 = \text{Seg}_f(p_1, B_k) = \text{Seg}_f(p_2, B_k)$ and $B_k \in p_1 \cap p_2$, then at the merging node where $(B_k, B_{k'}) \in \text{Edge}(p_1)$ and $(B_k, B_{k''}) \in \text{Edge}(p_2)$ with $k' \neq k''$, the input of $\mathcal{T}_{s(B_k)}^{(2)}$ in Eq. (S46) is just the tensor product of two normalized uniform weighted summation of doubled Pauli strings over $\mathcal{P}'|_{s_c(B_k, B_{k'})}$ and $\mathcal{P}'|_{s_c(B_k, B_{k''})}$. The normalization factor is

$$\frac{4^{|s_c(B_k, B_{k'})|} - 1}{4^{|s(B_{k'})|} - 1} \times \frac{4^{|s_c(B_k, B_{k''})|} - 1}{4^{|s(B_{k''})|} - 1} = 4^{-l(B_k, B_{k'}) - l(B_k, B_{k''})}, \quad (\text{S56})$$

which is just the exponentiated sum of the lengths of the two edges. Moreover, the accumulated factor does not need to be counted twice for the edges in $p_1 \cap p_2$. This double-counting issue has already been considered in the definition of the length and head width of the path set in Eqs. (S34) and (S36). Therefore, the lower bound can be obtained again by generalizing $l(p_1)$ and $w(p_1)$ in Eq. (S51) to $l(P_j)$ and $w(P_j)$.

- (iii) If the two paths first coincide and then split along the backward direction at some block B_k , i.e., $p_1 \cap p_2 = \text{Seg}_b(p_1, B_k) = \text{Seg}_b(p_2, B_k)$ and $B_k \in p_1 \cap p_2$, then at the splitting node where $(B_{k'}, B_k) \in \text{Edge}(p_1)$ and $(B_{k''}, B_k) \in \text{Edge}(p_2)$ with $k' \neq k''$, the selection rule should be slightly modified since the Pauli strings in $\mathcal{P}'|_{s_c(B_{k'}, B_k)}$ and $\mathcal{P}'|_{s_c(B_{k''}, B_k)}$ should be selected simultaneously, i.e.,

$$\mathcal{S}_{s(B_k)}^{(2)}(\sigma^{\otimes 2}) = \begin{cases} \sigma^{\otimes 2} & \text{if } s(\sigma|_{s(B_k)}) \subseteq s_c(p_1; B_k) \cup s_c(p_2; B_k) \\ 0 & \text{else} \end{cases}. \quad (\text{S57})$$

The selected result is just the tensor product of two normalized uniform weighted summations of doubled Pauli strings over $\mathcal{P}'|_{s_c(B_{k'}, B_k)}$ and $\mathcal{P}'|_{s_c(B_{k''}, B_k)}$, respectively. The normalization factor is

$$\frac{(4^{|s_c(B_{k'}, B_k)|} - 1) \times (4^{|s_c(B_{k''}, B_k)|} - 1)}{4^{|s(B_k)|} - 1} \geq 4^{-l(B_{k'}, B_k) - l(B_{k''}, B_k)}, \quad (\text{S58})$$

which is not equal to but can be lower bounded by the exponentiated sum of the length of the two edges. Moreover, the accumulated factor again should be counted only once for the edges in $p_1 \cap p_2$. Thus, the lower bound again can have the same form as in Eq. (S51) after generalizing $l(p_1)$ and $w(p_1)$ to $l(P_j)$ and $w(P_j)$.

Other possible configurations of the two paths are just combinations of these three cases, i.e., separation, merger, and split. Therefore, the bound $2 \times 4^{-l(P_j)} \times 2^{-w(P_j)}$ holds generally for arbitrary configurations of the two paths. Note that due to the tensor product structure inherited from h_j and our selection rule, the two paths could start their backward evolution independently without causing additional factors.

If P_j contains more than two paths, the lower bound can be obtained in a similar manner by updating the selection rule in Eq. (S44) for the multi-split nodes as in Eq. (S57), i.e.,

$$\mathcal{S}_{s(B_k)}^{(2)}(\sigma^{\otimes 2}) = \begin{cases} \sigma^{\otimes 2} & \text{if } s(\sigma|_{s(B_k)}) \subseteq \bigcup_i s_c(p_i; B_k) \\ 0 & \text{else} \end{cases}, \quad (\text{S59})$$

where p_i runs over the paths that contain the block B_k . This will give rise to the same lower bound that counts all the factors from the edges and head blocks together with the differential block, i.e., $2 \times 4^{-l(P_j)} \times 2^{-w(P_j)}$. Adding the lower bounds corresponding to the individual Pauli strings h_j in the Hamiltonian via Eq. (S24), we eventually arrive at the desired lower bound corresponding to the entire Hamiltonian. \blacksquare

We make several remarks on Theorem 1. Firstly, we emphasize that Theorem 1 holds for any random quantum circuits composed of blocks forming independent local 2-designs. No assumption is made regarding the number, sizes, and arrangement of these blocks. One can check that the lower bound in Theorem 1 is consistent with the previous literature on barren plateaus. For example, compared to the original work on barren plateaus [19] which considers a global 2-design, the path set in Eq. (S38) is just this single global block and hence the head width grows linearly with the system size, i.e., $w(P_j) \sim N$, which leads to an exponential small lower bound, consistent with the exponential small upper bound proposed by Ref. [19]. For the alternating layered ansatz and local cost functions [27, 28], the head width could be constant but the path length Eq. (S38) grows linearly with the system size, i.e., $l(P_j) \sim N$, which means that linear or even larger depth (deep) circuits encounter barren plateaus while finite or logarithmic depth (shallow) circuits do not, consistent with the lower bound in Ref. [27]. For global cost functions, even a single layer of blocks would require both the path length and head width to increase linearly with the system size, which leads to an exponentially small lower bound, again consistent with the exponentially small upper bound in Ref. [27].

Furthermore, for the quantum convolutional neural network (QCNN) [29], the path length increases logarithmically with the system size, which causes a polynomially vanishing lower bound, consistent with the lower bound proved in Ref. [29]. In summary, Theorem 1 unifies the known gradient scaling behaviors for all architectures of random quantum circuits composed of blocks forming 2-designs. Two geometrical quantities play an important role in this lower bound, i.e., the path length and head width of the path set on the circuit. For a given setup of the variational quantum eigensolver with a certain circuit architecture, as long as there exists a term h_j in H with $\lambda_j \in \Omega(1)$ accompanied by a path set P_j satisfying $l(P_j), w(P_j) \in \mathcal{O}(\log N)$, the variance of the cost derivative would vanish no faster than polynomially, implying that the corresponding setup does not exhibit barren plateaus.

In particular, we compare Theorem 1 with the lower bound proposed in Ref. [28], which also utilizes the backward evolution of Pauli strings in the proof. In the first place, Ref. [28] focuses on the alternating layered ansatz, while our theorem can be applied to all ansatzes composed of local 2-designs. Moreover, even the form of the causal-cone-width-dependent lower bound considered by Ref. [28] has its own limitation. One can consider the case when the differential parameter is located at the last block in the finite local-depth circuit shown in Fig. 1 in the main text and the Hamiltonian is a single Pauli Z operator on the support of the last block. In such a case, the width of the causal cone equals N , and hence the causal-cone-dependent bound like in Ref. [28] would give a trivial exponential small lower bound, while in Theorem 1 we can just choose a short path with the head width not scaling with the system size, and provide a meaningful constant lower bound. The lower bound specific to finite local-depth circuits will be introduced in detail in Theorem 2 below.

Secondly, Theorem 1 defaults the initial state to $|0\rangle$, so that the variance of the cost derivative equals the sum of weights of backward evolved doubled Pauli strings only containing Z and I . In fact, the theorem can be generalized to the cases with the initial state being an arbitrary product state $|\psi_0\rangle = \bigotimes_{i=1}^N V_i |0\rangle$ because V_i can be absorbed into the block whose forward residual support covers q_i , based on the fact that a t -design times any unitary on the same support is still a t -design. More generally, as long as the initial state can be reduced back to $|0\rangle$ by such an absorption procedure, Theorem 1 is applicable for the corresponding initial state.

Thirdly, Theorem 1 has assumed that the differential gate U_μ is sandwiched by two local 2-designs on the support of the differential block $B_{k(\mu)}$, which in practice means that the theorem holds for the case where the differential parameter θ_μ is located in the middle of the differential block, as shown in Eq. (S17). For the parameters located at the borders of blocks, it is indeed possible that the lower bound in Eq. (S38) fails. For example, if U_μ is a single-qubit rotation gate R_z and is the first gate acting on some qubit initialized as $|0\rangle$, then the derivative will always equal to zero since R_z only contributes a global phase to $|0\rangle$. Similar events occur also for the case where U_μ is the last gate acting on some qubit and U_μ commutes with h_j . However, taking these cases into consideration, the proof can still proceed if either of the following two conditions holds.

- The left sub-block $L_{k\mu}$ forms a 2-design and $R_{k\mu}$ is the identity. $s(U_\mu)$ intersects with the connecting support of $B_{k(\mu)}$ and its successor, or intersects with $s(h_j) \cap s_b(B_{k(\mu)})$ and U_μ does not commute with h_j , so that there must exist some selected Pauli strings surviving from the differential channel $\mathcal{D}_\mu^{\otimes 2}$ and hence can be recovered to a uniform weighted summation by the twirling channel of the left sub-block.
- The right sub-block $R_{k\mu}$ forms a 2-design and $L_{k\mu}$ is the identity. $s(U_\mu)$ intersects with the connecting support of $B_{k(\mu)}$ and its predecessor, or intersects with $s_f(B_{k(\mu)})$ and U_μ does not commute with ρ_0 , so that there must exist some surviving Pauli strings from $\mathcal{D}_\mu^{\otimes 2}$ still satisfying the selection rule.

Thus, we expect that the asymptotic behavior of the lower bound would not change drastically when the differential parameter is located at the borders of blocks. Taking a step back, this issue does not really matter in practice if we consider all trainable parameters simultaneously. That is to say, as long as some of the gradient components do not vanish, the optimization could still proceed successfully and no barren plateau really occurs.

In addition, Theorem 1 has assumed that the generator of the differential gate Ω_μ is a Pauli string. This condition can also be relaxed to the case where Ω_μ is a general Hermitian generator by considering the Pauli decomposition of Ω_μ . The new lower bound is just the linear combination of the lower bounds corresponding to the Pauli string components in the generator, after the cross terms caused by $\mathcal{D}_\mu^{\otimes 2}$ are eliminated by Lemma S4. In addition, if the gate is commonly not parameterized as a rotation gate in the exponential form $e^{-i\Omega_\mu\theta_\mu}$, e.g., the controlled R_y gate, then it can be seen as the composition of some basic rotation gates with correlating parameters, e.g., the controlled R_y gate can be seen as the composition of two CNOT gates and two R_y gates with opposite rotation angles, and hence the corresponding derivative can be obtained by the chain rule. This may cause the left and right sub-blocks in Eq. (S17) to correlate with each other and be no longer independent 2-designs. However, since the differential block only contributes a constant factor for non-trivial backward evolved Pauli strings in the proof, we expect the asymptotic behavior contributed from the path length and head width would not be distorted.

Finally, Theorem 1 requires $s(\mathbf{U}) \supseteq s(H)$ so that Corollary S5 holds and one can only consider the support of the head of the path set when counting the Pauli strings that only contains Z and I . As a counterexample, if h_j contains a Pauli X operator that is not covered by \mathbf{U} , then the variance of the cost derivative would directly vanish due to $\langle 0|X|0\rangle = 0$. But this issue could be easily fixed by multiplying the lower bound corresponding to h_j by an extra factor, i.e., the expectation value of the sub-string of h_j on $s(h_j) - s(\mathbf{U})$ with respect to the initial state.

The proof method in Theorem 1 can be extended to bounding other quantities besides the variance of the cost derivative. For example, the variance of the primitive cost function could be lower bounded in a similar way by just removing the differential channel $\mathcal{D}_\mu^{\otimes 2}$ in Eqs. (S16) and (S46), which will lead to the same result as in Eq. (S38) except that the path set does not have to go through the differential block. In general, this path-set approach is promising to be used for estimating the average value of an arbitrary squared space-time correlator in random quantum circuits since the cost derivative in Eq. (S14) itself can be seen as a two-point correlation function between the differential gate and the measured observable.

Up to this point, we have introduced all the contents on Theorem 1 concerning a general lower bound for arbitrary circuits composed of 2-designs. In the following, we will first make clear some concepts in order to present Theorem 2, which focuses on finite local-depth circuits.

Definition S8 *The maximum block size of the PQC \mathbf{U} is defined by the maximum value of block sizes of all blocks in the PQC, i.e., $\beta = \max\{|s(B_1)|, |s(B_2)|, \dots, |s(B_{M'})|\}$.*

Definition S9 *For a Hamiltonian H with the Pauli decomposition $H = \sum_j \lambda_j h_j$, the maximum interaction range r of the Hamiltonian is defined by the maximum value of the support sizes of all Pauli strings h_j , i.e., $r = \max\{|s(h_1)|, |s(h_2)|, |s(h_3)|, \dots\}$. A r -local Hamiltonian refers to a Hamiltonian with the maximum interaction range r . Note that here the r interacting qubits do not need to be close to each other spatially in the sense of the lattice geometry associated with the Hamiltonian.*

Definition S10 *The supported block set of the qubit q_i in the PQC contains the block B_k acting on q_i , denoted as $b(q_i) = \{B_k \mid q_i \in s(B_k)\}$. The supported block set of a subset of qubits s is the union of the supported sets of the qubits in s , i.e., $b(s) = \bigcup_{q_i \in s} b(q_i) = \{B_k \mid s \cap s(B_k) \neq \emptyset\}$. In particular, the supported block set of all the N qubits is just the set of all the blocks in \mathbf{U} .*

Definition S11 *The local depth (qubit-wise depth) of the PQC at a qubit q_i can be defined by the number of elements in the supported block set $b(q_i)$, denoted as $\chi_i = |b(q_i)|$. The maximum local depth of the PQC is defined by the maximum value of local depths of all qubits, i.e., $\chi = \max\{\chi_1, \chi_2, \dots, \chi_N\}$. Here we use the symbol χ to distinguish from the common circuit depth D , which is defined by the minimum number of layers where all blocks within each layer commute with each other.*

Definition S12 *A finite local-depth circuit (FLDC) refers to a circuit whose maximum local depth χ does not scale with the system size N .*

The above definition of local depth regards blocks as the elementary units building the PQC. Alternatively, for general quantum circuits taking elementary gates as units, the local depth at the qubit q_i can be defined by the number of non-commuting gates acting on q_i , which might be more complex to estimate because the detailed commutation relation of gates is involved. Given a block template like in Eq. (S10), these two definitions are supposed to differ only by a constant coefficient in general. In addition, we emphasize that the support sizes of the blocks constituting FLDCs are always finite, i.e., β should not scale with the system size by the definition of ‘‘circuit’’. Correspondingly, a finite depth circuit (FDC) refers to a circuit whose global depth does not scale with the system size, while a general linear depth circuit (GLDC) refers to a circuit whose global depth scales linearly with the system size.

Note that as long as there is a finite local depth, regardless of how messy the gate configuration might be, the circuit can be considered as an FLDC. It is not necessary to arrange the gates uniformly and regularly as shown in Fig. 1 in the main text. Here we point out that FLDCs defined above are more general than the sequential quantum circuits (SQC) defined in Ref. [47], especially the instances listed in Ref. [47] because we have not restricted the gates in the circuit as local gates, which is assumed by Ref. [47]. In other words, we do not assume an underlying lattice or connectivity to define the spatial locality of gates. But when it comes to the content of the entanglement area law, a spatial lattice must be involved, and at that time, we will restrict our discussion on FLDCs to the circuits composed of spatially local gates as shown in Fig. 1 in the main text. With the concepts defined above, we are prepared to prove Theorem 2.

Theorem 2 Based on the assumptions in Theorem 1, suppose that the maximum local depth of \mathbf{U} is χ and the maximum block size of \mathbf{U} is β . Then for any r -local Hamiltonian, the variance of the cost derivative is lower bounded by

$$\text{Var}_{\mathbf{U}}[\partial_{\mu}C] \geq 4^{-r\chi\beta} \sum_j 2\lambda_j^2, \quad (\text{S60})$$

where j runs over the indices of the Pauli string h_j that is non-trivial on $s(B_{k(\mu)})$.

Proof For each h_j , if $s(h_j) \cap s(B_{k(\mu)}) = \emptyset$, we just neglect the contribution of h_j in Eq. (S38). Otherwise, we can choose the path set P_j to be the straight wires on $s(h_j)$, i.e., $P_j = \{b(q_i) \mid q_i \in s(h_j)\}$. Note that the forward residual supports of the head blocks of the path set appear simultaneously in expressions for both length and head width in Eqs. (S32) and (S35), we will extract them and combine together before relaxation to obtain a tighter bound. We use l_0 to denote the length of the edges between ρ_0 and the head blocks of P_j . According to the definition in Eq. (S31), the length of P_j apart from l_0 is upper bounded by

$$l(P_j) - l_0 \leq r \cdot (\chi - 1) \cdot \log_4 \left(\frac{4^{\beta} - 1}{4 - 1} \right) \leq r(\chi - 1) \left(\beta - \frac{1}{2} \log_2 3 \right) \leq r(\chi - 1)\beta, \quad (\text{S61})$$

where the sizes of the connecting supports are relaxed to one. Correspondingly, the head width of P_j together with $2l_0$ is upper bounded by

$$w(P_j) + 2l_0 = \sum_{B_k \in \text{Head}(P_j)} \log_2 \left(\frac{4^{|s_f(B_k)|} - 1}{2^{|s_f(B_k)|} - 1} \right) + \log_2 \left(\frac{4^{|s(B_k)|} - 1}{4^{|s_f(B_k)|} - 1} \right) \leq r \times \log_2 \left(\frac{4^{\beta} - 1}{2 - 1} \right) \leq r \cdot 2\beta. \quad (\text{S62})$$

According to Theorem 1, the variance of the cost derivative can be lower bounded by

$$\text{Var}_{\mathbf{U}}[\partial_{\mu}C] \geq \sum_j \lambda_j^2 \cdot 2^{1-2l(P_j)-w(P_j)} \geq \sum_j \lambda_j^2 2^{1-2r(\chi-1)\beta-2r\beta} = 4^{-r\chi\beta} \sum_j 2\lambda_j^2, \quad (\text{S63})$$

where j runs over the indices of h_j that is non-trivial on $s(B_{k(\mu)})$. ■

Theorem 2 elegantly integrates the factors related to barren plateaus in an unexpectedly concise manner, i.e., the block locality β [19], the Hamiltonian locality r [27, 28] and the circuit deepness χ . It is vitally important to note that the relevant quantity characterizing the circuit deepness is the local depth χ , instead of the common circuit depth, or say the global depth D . For the alternating layered ansatz, the local depth basically equals the global depth. But for general circuit structures, the local depth and the global depth are not equivalent and can differ significantly in specific scenarios, as illustrated in Fig. 1 in the main text. This implies that the class of circuit architectures that do not exhibit barren plateaus is larger than finite (or logarithmic) depth circuits (FDC) [27, 28], which naturally give rise to the class of finite (or logarithmic) local-depth circuits. In this work, we mainly focus on finite local-depth circuits (FLDC), which have a clear physical correspondence to entanglement area-law states as we will introduce below. Logarithmic local-depth circuits may involve states beyond the area law such as gapless states with topological orders, which are also interesting to study in the future.

As a superclass, FLDCs have stronger expressibility than FDCs since they can generate long-range entanglement. To be specific, FDCs can only generate short-range entangled (SRE) states such as symmetry-protected topological (SPT) states like the Affleck-Kennedy-Lieb-Tasaki (AKLT) state. These SRE states are equivalent to the product states in the sense of entanglement renormalization. Those long-range entangled (LRE) area-law states such as the Greenberger-Horne-Zeilinger (GHZ) state and the topologically ordered states like the ground states of the toric code model, can not be generated from FDCs, while they can be generated from FLDCs with explicit forms [46–48].

On the other hand, as a subclass, FLDCs have less expressibility than general linear depth circuits (GLDC), such as the alternating layered ansatz of linear depth. Given a spatial lattice of qubits, if we restrict that each block can act only on spatial adjacent qubits, then the output state of an FLDC should obey the entanglement area law, while GLDCs generate much more entanglement so that the output states typically exhibit the volume law [30]. Here we give a simple demonstration to show why an FLDC composed of spatially local blocks generates area-law output states. Take $\beta = 2$ for an example. The number of blocks acting on two adjacent qubits hence should be not larger than χ . Suppose that the lattice is partitioned into two continuous regions A and \bar{A} . The number of lattice edges cut by this bipartition is denoted by $|\partial A|$, which can also be seen as a measure of the boundary between A and \bar{A} . Thus, the number of blocks acting across the boundary is not larger than $|\partial A| \cdot \chi$, so the Schmidt rank r_A of the output state

with respect to this bipartition is not larger than $2^{|\partial A|\chi}$. The entanglement entropy with respect to this bipartition could be upper bounded by $S_A = -\text{tr}(\rho_A \log \rho_A) \leq \log r_A \leq \chi|\partial A|$, which means that for a fixed maximum local depth χ , the entanglement entropy at most grows linearly with the size of the boundary, i.e., the output state satisfies the entanglement area law. Here the term ‘‘area’’, used by convention, refers to the boundary of a three-dimensional system.

Considering the two aspects mentioned above, FLDC constitutes an intermediate class of quantum circuits between FDC and GLDC, in the sense of both expressibility and trainability. FLDC possesses the favorable trainability of FDC and at the same time, partially exhibits the expressibility of GLDC in generating long-range entanglement. Under the condition that the target many-body Hamiltonian has a ground state with entanglement area law, FLDCs hold promise to serve as an appropriate ansatz in variation quantum eigensolvers to prepare ground states of gapped many-body systems on quantum devices. In other words, FLDCs composed of spatially local blocks can be regarded as the quantum circuit implementation of tensor network states, such as matrix product states (MPS) and projected entangled paired states (PEPS). Note that some rigorous theorem in 1D systems and experience in higher dimensions indicate that the ground states of gapped local Hamiltonians typically satisfy the entanglement area law. Previously proposed quantum circuit implementation of tensor network states [51, 52] can be seen as special cases of finite or logarithmic local-depth circuits.

The above discussion pertains to Hamiltonians with local interactions, i.e. $r \in \mathcal{O}(1)$, but in practice, it is possible to encounter Hamiltonians involving non-local interactions. For example, in condensed matter or quantum chemistry problems, fermionic statistics are usually encoded to qubit systems via the Jordan-Wigner transformation or the Bravyi-Kitaev transformation, where the support sizes of the resulting Pauli strings can scale with the interaction distance of fermions R as $r \in \mathcal{O}(R)$ or $r \in \mathcal{O}(\log R)$, respectively. If $R \in \mathcal{O}(N)$, the Jordan-Wigner encoding method would lead to an exponentially small lower bound in Eq. (S60) even with FLDCs due to $r \in \mathcal{O}(N)$, while the Bravyi-Kitaev encoding method may still persist with a polynomially vanishing lower bound with FLDCs due to $r \in \mathcal{O}(\log N)$.

In the end, we remark that one of the preconditions of the absence of barren plateaus from the lower bound in Eq. (S60) is that, the sum of the coefficients $\sum_j \lambda_j^2$ does not vanish. That is to say, there is at least a term h_j in the Hamiltonian that is non-trivial on the support of the differential block with $\lambda_j \sim \mathcal{O}(1)$. This precondition can be satisfied by common locally interacting quantum many-body systems, where the support of the Hamiltonian covers the whole system, i.e., $s(H) = s(\mathbf{U})$. However, if we do encounter cases where there is no term acting on $s(B_{k(\mu)})$, trivializing the lower bound in Theorem 2, we need to revert back to Theorem 1 to consider the contribution from the terms acting elsewhere. For FLDCs composed of spatially local blocks, if there is a term in the Hamiltonian acting near $s(B_{k(\mu)})$, it is still possible to find a short path on the circuit connecting to $B_{k(\mu)}$, thereby obtaining a non-vanishing lower bound. However, if every term in the Hamiltonian acts far from $s(B_{k(\mu)})$, e.g., the distance grows linearly with the system size, then the bound in Theorem 1 would be exponentially small because the path length also grows linearly. To be specific, we can focus on the following ‘‘ladder ansatz’’



and derive a tighter lower bound than Theorem 2 by considering the contribution from the Hamiltonian terms acting elsewhere, which is elaborated in Corollary S9.

Corollary S9 *Based on the assumptions in Theorem 1, suppose that H is a r -local 1-dimensional Hamiltonian and \mathbf{U} is a ladder ansatz as in Eq. (S64) with block size β . Denote the block which last acts on $s(h_j)$ as $B_{k'(j)}$. The variance of the cost derivative is lower bounded by*

$$\text{Var}_{\mathbf{U}}[\partial_{\mu} C] \geq \sum_j \lambda_j^2 \cdot 2^{1-2\beta(\Delta_{\mu j}+r)}. \quad (\text{S65})$$

where j runs over the indices of h_j satisfying $k'(j) \geq k(\mu)$ and $\Delta_{\mu j} = k'(j) - k(\mu)$.

Proof If $k'(j) < k(\mu)$, then the differential block is outside the causal cone of h_j and hence the contribution to the variance equals zero. If $k'(j) \geq k(\mu)$, we can choose the path set containing a single path from $B_{k(\mu)}$ to $B_{k'(j)}$ and other $r-1$ path covering other qubits acted by h_j . The path length apart from the length l_0 of the edges between ρ_0

and the head blocks is upper bounded by

$$l(P_j) - l_0 \leq \Delta_{\mu j} \cdot \log_4 \left(\frac{4^\beta - 1}{4 - 1} \right) \leq \Delta_{\mu j} \beta. \quad (\text{S66})$$

The head width of P_j together with $2l_0$ is upper bounded by

$$w(P_j) + 2l_0 \leq r \cdot \log_2 \left(\frac{4^\beta - 1}{2 - 1} \right) \leq r\beta. \quad (\text{S67})$$

According to Theorem 1, the variance of the cost derivative can be lower bounded by

$$\text{Var}_{\mathbb{U}}[\partial_{\mu} C] \geq \sum_j \lambda_j^2 \cdot 2^{1-2l(P_j)-w(P_j)} \geq \sum_j 2\lambda_j^2 \cdot 4^{-\beta(\Delta_{\mu j}+r)}, \quad (\text{S68})$$

where j runs over the indices of h_j that is non-trivial on $s(B_{k(\mu)})$. ■

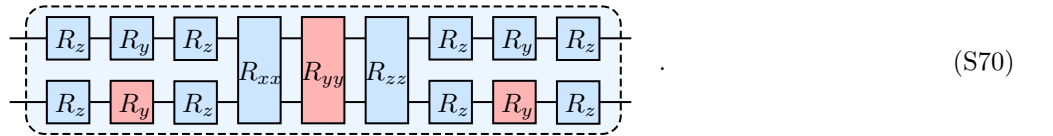
In Corollary S9, one can explicitly see that the contribution in the lower bound indeed decays exponentially with the “distance” $\Delta_{\mu j}$ between the differential block $B_{k(\mu)}$ and the observable h_j . Similar conclusions can be drawn with respect to the circuit structures depicted in Fig. 1 in the main text, which can be seen as the circuit implementation of MPS and PEPS. This coincides with the results found in unitary embedding tensor network states recently [38]. Again, taking a step back, this issue does not really matter in practice if all trainable parameters are considered simultaneously. Since there are always blocks on $s(h_j)$ due to $s(\mathbf{U}) \supseteq s(H)$, as long as some of the gradient components do not vanish, the optimization could still proceed successfully and no barren plateau really occurs.

It is worth mentioning that the information spreading in the ladder ansatz shown in Eq. (S64) is somewhat one-way because the blocks acting on the qubits with larger indices than q_i are outside the causal cone of q_i . This disadvantage could be easily fixed by the following two-way ladder ansatz which still falls in FLDC class



III. Additional Numerical Results and Technical Details

In this section, we provide additional numerical results and technical details in the numerical experiments. In the experiment of gradient evaluation shown in Fig. 3 in the main text, we utilize the ladder ansatz like in Eq. (S64) with $\beta = 2$. Each two-qubit block is parameterized by the Cartan decomposition as in Eq. (S12). The distance Δk is just the difference between the indices of the differential block and the last block, i.e., $\Delta_{\mu j}$ in Eq. (S65). The legend in Fig. 3(b) of R_{y1} , R_{yy} , and R_{y2} refers to the following three red gates in the Cartan decomposition respectively.



In Fig. 3(a), we just fix the location of the differential gate within the differential block as the red block of R_{yy} above. Recall that R_{xx} , R_{yy} and R_{zz} denote the two-qubit rotation gates with the generators $X \otimes X$, $Y \otimes Y$ and $Z \otimes Z$ respectively as mentioned around Eq. (S12). R_y and R_z denote the single-qubit rotation gates with the generators Y and Z respectively.

In the experiment of VQE on the 2D toric code model shown in Fig. 4 in the main text, the model Hamiltonian reads

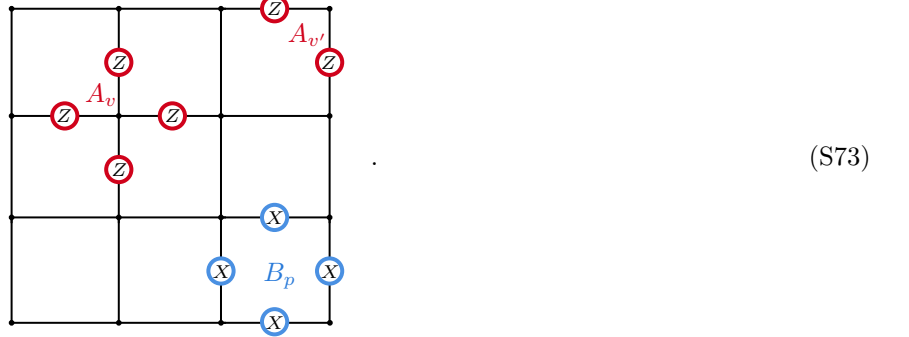
$$H = (1 - h)\hat{H}_0 - \sum_{j=1}^N (h^x X_j + h^y Y_j + h^z Z_j). \quad (\text{S71})$$

The additional factor $(1 - h)$ arises for the sake of properly approaching the infinite large field limit. In the two cases on which we focus below, we set either $(h^x, h^y, h^z) = (h, 0, h)$ or $(h^x, h^y, h^z) = (0, 0, h)$. Please do not confuse

(h^x, h^y, h^z) with the notation h_j representing the Hamiltonian sub-terms above. The bare toric code Hamiltonian H_0 reads

$$H_0 = - \sum_v A_v - \sum_p B_p, \quad (\text{S72})$$

where v and p runs over all the vertices and plaquettes of the 2D square lattice. The operators A_v and B_p are defined as the products of four Pauli operators depicted below



Note that under open boundary conditions, the vertex operator $A_{v'}$ at the boundary should be slightly modified to the products of two or three Pauli operators as depicted above. The numerical experiments are conducted on a 3×3 lattice with $N = 12$ qubits defined on the edges. The ground state of H_0 can be exactly solved and is topologically ordered, which is signified by the non-vanishing topological entanglement entropy, or say tripartite mutual information $S_{\text{topo}}(A : B : C)$ defined by

$$S_{\text{topo}}(A : B : C) = S_A + S_B + S_C - S_{AB} - S_{BC} - S_{CA} + S_{ABC}. \quad (\text{S74})$$

where $S_A = -\text{tr}(\rho_A \ln \rho_A)$ represents the entanglement entropy of the subsystem A with ρ_A being the reduced density matrix on A . The sub-regions A , B and C used in our experiment are chosen as the following colored qubits respectively



For the exact ground state at $h = 0$, we have $S_{\text{topo}} = -\ln 2$. The FLDC ansatz used in our experiments is similar to the one shown in Fig. 1(b). Namely, the blocks are applied plaquette-by-plaquette sequentially from left to right and then from top to bottom. Within each plaquette, the blocks are applied by the following “claw-shape” in our experiments corresponding to Fig. 4



where darker colors indicate later action orders. The two-qubit block is parameterized as the Cartan decomposition as in Eq. (S12). As a comparison, we also conduct the same simulations with the instances from the FDC and GLDC classes. To compare fairly, we set the number of blocks in the FDC ansatz as the same as that in the FLDC ansatz above but arrange the blocks differently. To be specific, we apply the blocks located at the same position within the plaquette simultaneously for all plaquettes, as depicted below



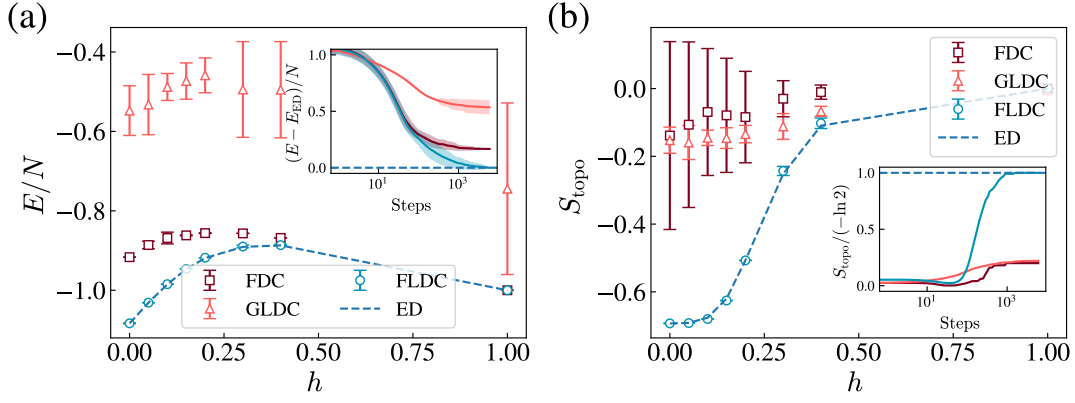


FIG. S1. VQE performance comparison of the “claw-shape” FDC, FLDC, and GLDC ansatzes using the toric code model under the external field $(h^x, h^y, h^z) = (0, 0, h)$ with $N = 12$. The data is averaged over the best half of the 100 training trajectories starting from different initializations. (a) shows the converged energy E/N vs h . The inset depicts the energy training dynamics at $h = 0$. The dashed lines represent the exact values obtained from ED. The (shaded) error bar represents the standard deviation. (b) shows the topological entanglement entropy S_{topo} correspondingly.

The GLDC ansatz is just repeating the FDC ansatz above by $N = 12$ times. In the process of training, we use the Adam optimizer with a learning rate of 0.01. For each ansatz, there are 100 independent VQE trials with different initialized parameters with each parameter randomly chosen from the uniform distribution over $[0, 2\pi)$.

Besides the numerical results shown in the main text, we also investigate the case of $(h^x, h^y, h^z) = (0, 0, h)$ and other FLDC ansatzes, where the conclusion remains the same as in the main text, i.e., the FLDCs offers the best performance. The numerical results for the case of $(h^x, h^y, h^z) = (0, 0, h)$ are shown in Fig. S1. The numerical results corresponding to a different FLDC ansatz where the blocks are applied by the following “U-shape” as follows

(S78)

within each plaquette are shown in Fig. S2 and Fig. S3. The notations are the same as in Fig. 4 in the main text. The error bar represents the standard deviation over all trials and the shaded error bar in the inset is the standard deviation over all trajectories from different random initializations. Finally, we point out that the practical performance of the FLDC ansatzes may depend on the specific sequence of the blocks in each plaquette. For example, if the two-qubit blocks are applied clockwise in the “U-shape” instead of anticlockwise as in Eq. (S78), the energy would not converge well to the exact value because the exact ground state of the bare toric code model is not in the space of this FLDC ansatz at all. Therefore, in practice, it is also important to determine the specific structures of FLDC ansatzes appropriate for the target ground state.

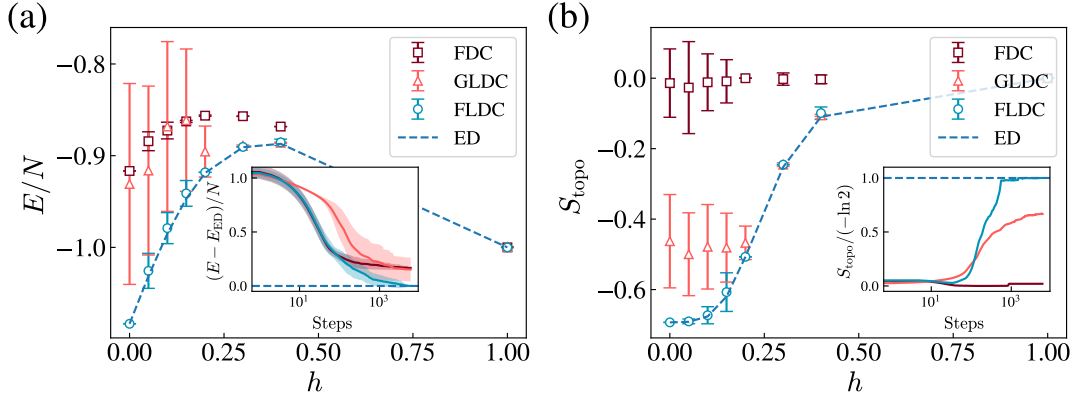


FIG. S2. VQE performance comparison of the “U-shape” FDC, FLDC, and GLDC ansatzes using the toric code model under the external field $(h^x, h^y, h^z) = (0, 0, h)$ with $N = 12$. The data is averaged over the best half of the 100 training trajectories starting from different initializations. (a) shows the converged energy E/N vs h . The inset depicts the energy training dynamics at $h = 0$. The dashed lines represent the exact values obtained from ED. The (shaded) error bar represents the standard deviation. (b) shows the topological entanglement entropy S_{topo} correspondingly.

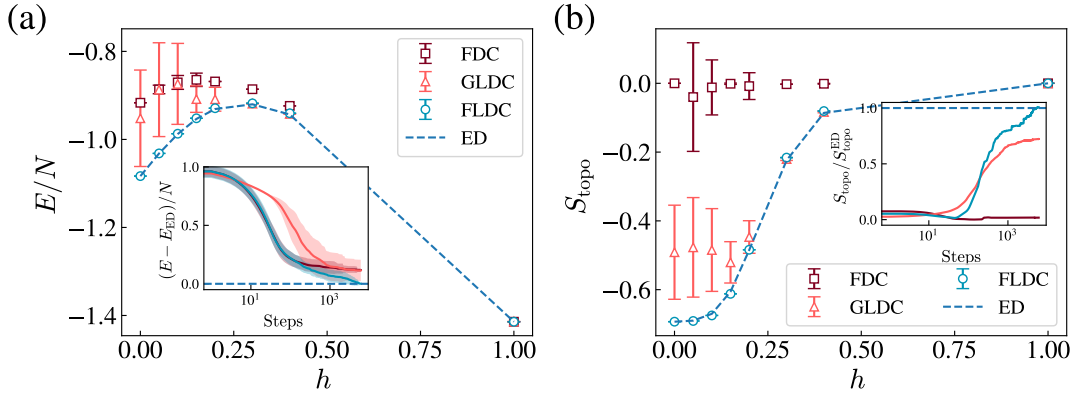


FIG. S3. VQE performance comparison of the “U-shape” FDC, FLDC, and GLDC ansatzes using the toric code model under the external field $(h^x, h^y, h^z) = (h, 0, h)$ with $N = 12$. The data is averaged over the best half of the 100 training trajectories starting from different initializations. (a) shows the converged energy E/N vs h . The inset depicts the energy training dynamics at $h = 0.1$. The dashed lines represent the exact values obtained from ED. The (shaded) error bar represents the standard deviation. (b) shows the topological entanglement entropy S_{topo} correspondingly.