

# Uncertainty relations revisited<sup>1</sup>

Berthold-Georg Englert<sup>2</sup>

<sup>a</sup>Key Laboratory of Advanced Optoelectronic Quantum Architecture and Measurement of Ministry of Education,  
School of Physics, Beijing Institute of Technology, Beijing, 100081, China

<sup>b</sup>Centre for Quantum Technologies, National University of Singapore, Singapore, 117543, Singapore

<sup>c</sup>Department of Physics, National University of Singapore, Singapore, 117542, Singapore

---

## Abstract

Introductory courses on quantum mechanics usually include lectures on uncertainty relations, typically the inequality derived by Robertson and, perhaps, other statements. For the benefit of the lecturers, we present a unified approach — well suited for undergraduate teaching — for deriving all standard uncertainty relations: those for products of variances by Kennard, Robertson, and Schrödinger, as well as those for sums of variances by Maccone and Pati. We also give a brief review of the early history of this topic and try to answer why the use of variances for quantifying uncertainty is so widespread, while alternatives are available that can be more natural and more fitting.

It is common to regard the states that saturate the Robertson inequality as “minimum uncertainty states” although they do not minimize the variance of one observable, given the variance of another, incompatible observable. The states that achieve this objective are different and can be found systematically.

*Keywords:* uncertainty measures, uncertainty relations, Kennard inequality, Robertson inequality, Schrödinger inequality, Maccone–Pati inequalities, minimum-uncertainty states, uncertainty principle

---

## 1. Introduction

Uncertainty relations in quantum mechanics date back to the late 1920s, when Heisenberg’s 1927 paper [1] caught the attention of Kennard [2], Robertson [3], Schrödinger [4], and others. One could think that this topic was exhausted decades ago but this is not the case. For example, there is the 2014 paper by Maccone and Pati [5] that supplements the earlier inequalities for products of variances with inequalities for sums.

In addition, there is the question about the role played by the states for which the Robertson inequality is saturated, commonly called “minimum uncertainty states.” This is misleading terminology; it should no longer be repeated in lectures and textbooks because the states that actually minimize the variance of one observables, given the variance of another, are different.

We address this issue in Sec. 6, after first offering general remarks about measures of uncertainty, variances and others, in Sec. 2 and remarks on why the use of variances is so widespread in Sec. 3. Section 4 presents a derivation of all standard inequalities for products and sums of variances from a basic observation; this requires only mathematical tools that are available to undergraduate students. Section 5 reviews the uncertainty principle, in particular its historical origin. Then, in Sec. 7 we consider the actual minimum uncertainty states, followed by identifying, in Sec. 8, the (lower) convex hull of the region occupied by the variances of a pair of observables in a two-dimensional

plot. The examples in Sec. 9 are suitable for undergraduate courses. Some technical details are reported in the appendixes.

It should be clear that the subject matter of uncertainty relations is more important for the teaching of quantum mechanics than for research at the frontier of knowledge. Accordingly, this paper aims at providing material that, in the first place, is useful for the learning students and their lecturers.

## 2. Measures of uncertainty

A measure of uncertainty quantifies the fuzziness associated with the probability distribution of a random variable, such as the values of a measured property of a quantum system. While there is no unique way of quantifying uncertainty, all uncertainty measures must have the following three properties:

- U1 They are well-defined and assign a nonnegative number to every distribution of the random variable;
- U2 they acquire the minimal value (usually = 0) in all limits of a sharp distribution (only one value of the random variable occurs), and only then;
- U3 they are concave: a convex sum of distributions cannot have an uncertainty measure less than the corresponding average of the uncertainty measures for the ingredient distributions.

There is also a desirable fourth property:

- U4 A measure of uncertainty should reach its largest value (finite or infinite) in the limit of a uniform distribution.

---

<sup>1</sup>Dedicated to Daniel M. Greenberger on the occasion of his 90th birthday.

<sup>2</sup>Email address: englert@u.nus.edu

These properties are closely analogous to those required of measures for path knowledge in interferometers [6, 7]. Note that property **U2** excludes measures that assign minimal uncertainty to distributions with nonzero probabilities for more than one value; and that the “should reach” clause in property **U4** allows measures that are maximal for nonuniform distributions.

One important example for which this clause matters is the *variance*

$$\text{var}(X) = \text{Min}_x \left\{ \langle (X - x)^2 \rangle \right\} = \langle X^2 \rangle - \langle X \rangle^2 \quad (3)$$

for a real-valued random variable  $X$ ; it has properties **U1**, **U2**, and **U3**, but is usually largest for a nonuniform distribution. In Eq. (3), all real reference values  $x$  participate in the competition. It is natural to restrict the  $x$  values to the proper values of  $X$ , and then we obtain another permissible measure, the *smallest squared distance*

$$\text{ssd}(X) = \text{var}(X) + (\langle X \rangle - \check{x})^2, \quad (4)$$

where  $\check{x}$  is the proper value closest to  $\langle X \rangle$ . Many more ways of quantifying uncertainty are available, and one should choose the uncertainty measure that fits the context.

In the spirit of  $\text{ssd}(\cdot)$ , there are, in particular, the measures based on minimizing a Monge-type cost,  $\text{mtc}(\cdot)$ , for converting the actual probability distribution into a sharp one,

$$\text{mtc}(X) = \text{Min}_x \left\{ \langle c(x, X) \rangle \right\}, \quad (5)$$

where  $c(x, x')$  is the cost associated with allocating the probability of finding the proper value  $x'$  to that of finding  $x$ ; we have  $c(x, x') = (x - x')^2$  in Eq. (4). The minimization ensures property **U3**, and

$$c(x, x') \geq 0 \quad \text{with “=” if } x = x' \text{ and only then} \quad (6)$$

guarantees property **U2**. This approach was explored by Werner and collaborators, see Refs. [8–11] and works cited there.

Yet another procedure favors entropic measures that do not change when the proper values of  $X$  are permuted, such as a Shannon-type entropy for the probabilities of a discrete observable or the binned probabilities of a continuous observable [12–14]. While entropic measures of this kind possess property **U4** and find applications in quantum information science (see, e.g., [15]), they do not serve the same purpose as (the square root of) the variance or a Monge-type cost, namely quantifying our uncertainty about, say, the position by a distance measure.

### 3. Why variances?

It appears that the common practice — almost without exceptions — of measuring an uncertainty in quantum mechanics by a variance originates in a first-day plausible choice that no one questioned. In Heisenberg’s ground-breaking 1927 paper on how to understand the then-new quantum mechanics [1], there are two relations between uncertainty products and Planck’s constant  $h$ ,

$$\text{first: } q_1 p_1 \sim h, \quad \text{later: } q_1 p_1 = \frac{h}{2\pi}. \quad (7)$$

The first is an intuitive, semi-quantitative, order-of-magnitude statement about “the precision  $q_1$  with which the position is known and the precision  $p_1$  with which the momentum is determinable;”<sup>3</sup> a microscope with its finite resolution and the recoil of the Compton effect are mentioned in this context. While this seems to put  $q_1$  and  $p_1$  on different footing, the supporting evidence of the later equality has them on equal footing because Heisenberg employs for this purpose a wave function that gives gaussian probability densities  $\propto \exp(-(q - q')^2/q_1^2)$  and  $\propto \exp(-(p - p')^2/p_1^2)$  for the position  $Q$  and the momentum  $P$ , respectively.

Heisenberg did not offer a general definition of  $q_1$  and  $p_1$  for arbitrary wave functions and seemed to trust that his intuition would tell him how to quantify uncertainty in any given situation. What would Heisenberg’s 1927 intuition have told him about a position distribution with two well-separated narrow peaks? We don’t know. It is, however, not plausible that he would have chosen the variance for quantifying the position uncertainty in this situation.

Still in 1927, Kennard worked out the now-common textbook examples for which Heisenberg’s equations of motion are linear and, therefore, easily solved [2]. He mathematized Heisenberg’s  $q_1 p_1$  product by defining both factors as the square roots of doubled variances and derived the inequality

$$q_i p_i \geq \frac{h}{2\pi}, \quad (8)$$

which states the “slightly generalized law of indeterminacy by Heisenberg” for “every pair of canonical variables” (analogs of position and momentum). Except for the doubling, Kennard’s definition became the accepted notion of uncertainty immediately: Weyl used it in his 1928 book, then Condon, Robertson, and Schrödinger in their papers of 1929 and 1930 [3, 4, 16, 17]. Since none of these authors justified the use of variances — Robertson simply invokes “statistical usage” — this must have been an utterly natural choice for them and their contemporaries.

While the use of variances for measuring uncertainty can be questioned, there is a context in which variances appear naturally, namely in the no-change probability when a small change is induced by a unitary transformation,

$$\left| \langle e^{i\epsilon X} \rangle \right|^2 = 1 - \epsilon^2 \text{var}(X) + \dots, \quad (9)$$

where the ellipsis stands for contributions of order  $\epsilon^4$  or higher powers. None of the classical papers on the subject mentions this, however, and so we conclude that the use of variances was not motivated by Eq. (9).

In the terminology of Ref. [9], the inequalities by Kennard, Robertson, and Schrödinger are statements about the *preparation uncertainty*, not about the *error-disturbance uncertainty* or the *measurement uncertainty*. The well-known works by Arthurs and Kelly [18], and by Ozawa [19] concern the latter. In this paper, we deal only with the preparation uncertainty.

<sup>3</sup>This is not an exact quote but a paraphrase of Wheeler’s and Zurek’s translation of Heisenberg’s words.

The initial steps taken by Heisenberg and Kennard and followed by others gave the center stage to inequalities obeyed by the product of two variances. Of course, it was clear early on that there can be vanishing variances for observables with discrete eigenvalues [17], in which case inequalities for sums of the two variances are more useful. Judging by the wikipedia article on the topic [20], the inequalities derived by Maccone and Pati in 2014 [5] are regarded as standard in this context.

#### 4. The standard inequalities

The inequalities for products of variances are usually demonstrated as consequences of the Cauchy–Bunyakovsky–Schwarz inequality, whereas Maccone and Pati employed much more advanced tools when establishing their inequalities for sums. Contrary to the impression this might create, the two kinds of uncertainty relations are not profoundly different. In fact, all standard inequalities — for products or sums of variances — follow from the elementary fact that an operator maps a ket onto a linear combination of this ket and a second, perpendicular ket.

We consider a quantum system, whose state is described by the generic unit-length ket  $|\rangle$  and its adjoint bra  $\langle|$ , and two real physical properties symbolized by the hermitian operators  $A$  and  $B$ . While the following considerations have easy generalizations for mixed states, we simplify the presentation by the use of pure states. We then have  $\langle A \rangle = \langle A| \rangle$ , for instance.

For any two complex numbers  $a$  and  $b$  — with metrical dimensions such that  $aA + bB$  is meaningful — the identity

$$(aA + bB)|\rangle = |\rangle(a\langle A \rangle + b\langle B \rangle) + |\perp\rangle\gamma \quad (10)$$

defines the product  $|\perp\rangle\gamma$  of the unit-length ket  $|\perp\rangle$  and the complex coefficient  $\gamma$ , with  $\langle|\perp\rangle = 0$  and

$$|\gamma|^2 = |a|^2 \text{var}(A) + |b|^2 \text{var}(B) + 2 \text{Re}(a^*b) \text{cor}(A, B) + 2 \text{Im}(a^*b) \left\langle \frac{i}{2}[A, B] \right\rangle, \quad (11)$$

where  $[A, B] = AB - BA$  is the commutator and

$$\text{cor}(A, B) = \frac{1}{2}(\langle(AB + BA)\rangle - \langle A \rangle \langle B \rangle) \quad (12)$$

is the correlation of  $A$  and  $B$ . With judicious choices for  $a$  and  $b$  and the observation that

$$|\gamma|^2 \geq \left| \langle\perp'| (aA + bB) |\rangle \right|^2 \geq 0 \quad (13)$$

for all unit-length bras  $\langle\perp'|$  that are orthogonal to the state bra  $\langle|$ ,  $\langle\perp'| \rangle = 0$ , Eq. (11) implies the uncertainty relations by Kennard, Robertson, Schrödinger, and Maccone and Pati. The equal sign holds in the left relation in Eq. (13) when  $\langle\perp'| = \langle\perp|$ .

The first Maccone–Pati inequality [5, Eq. (3)] is obtained for  $a^*b = \pm i|ab|$  with the sign such that the right-hand side in

$$|a|^2 \text{var}(A) + |b|^2 \text{var}(B) \geq \left| \langle\perp'| (aA + bB) |\rangle \right|^2 \mp |ab| \langle i[A, B] \rangle \quad (14)$$

is largest. When  $a^*b = \pm|ab|$ , we first learn that

$$2|ab \text{cor}(A, B)| \leq |a|^2 \text{var}(A) + |b|^2 \text{var}(B) \quad (15)$$

and then infer the second Maccone–Pati inequality [5, Eq. (4)],

$$|a|^2 \text{var}(A) + |b|^2 \text{var}(B) \geq \frac{1}{2} \left| \langle\perp| (aA + bB) |\rangle \right|^2. \quad (16)$$

Since Eq. (15) holds for all  $|a|, |b|$ , the more stringent inequality

$$\text{cor}(A, B)^2 \leq \text{var}(A) \text{var}(B) \quad (17)$$

is true and establishes a third inequality of the Maccone–Pati kind,

$$|a| \text{var}(A)^{1/2} + |b| \text{var}(B)^{1/2} \geq \left| \langle\perp| (aA + bB) |\rangle \right|. \quad (18)$$

Next, we write  $a^*b = |ab| e^{i\phi}$ , bound the  $\phi$ -dependent  $|\gamma|^2$  by  $|\gamma|^2 \geq 0$ , then minimize the right-hand side in Eq. (11) over the phase  $\phi$ ,

$$0 \leq |a|^2 \text{var}(A) + |b|^2 \text{var}(B) - 2|ab| \left( \text{cor}(A, B)^2 + \left\langle \frac{i}{2}[A, B] \right\rangle^2 \right)^{1/2}, \quad (19)$$

and conclude that the Schrödinger inequality holds [4, Eq. (9)],

$$\text{var}(A) \text{var}(B) \geq \text{cor}(A, B)^2 + \left\langle \frac{i}{2}[A, B] \right\rangle^2. \quad (20)$$

When we discard the correlation term, or choose  $a^*b = \pm i|ab|$  to begin with, we have the Robertson inequality [3, 4th eq.],

$$\text{var}(A) \text{var}(B) \geq \left\langle \frac{i}{2}[A, B] \right\rangle^2. \quad (21)$$

We apply this to a Heisenberg pair of observables, such as position  $A = Q$  and momentum  $B = P$  with  $i[Q, P] = -\hbar$ , and arrive at the Kennard inequality [2, Eq. (27)],

$$\text{var}(Q) \text{var}(P) \geq \frac{1}{4} \hbar^2. \quad (22)$$

Further, we get Eq. (17) by discarding the commutator term in Eq. (20), or by choosing  $a^*b = \pm|ab|$  to begin with.

One can also establish the Robertson and Schrödinger inequalities by combining the  $b = 0$  and  $a = 0$  versions of Eqs. (10) and (11) [21]. More inequalities result from yet other choices for  $a$  and  $b$ ; we leave it at that.

We note in passing that the Schrödinger inequality is not stronger than the Robertson inequality — although wikipedia, e.g., says so [20] — because they imply each other. In particular, we obtain Eq. (20) by the replacements

$$A \rightarrow \lambda^{-1}A + \lambda B, \quad B \rightarrow \lambda^{-1}A - \lambda B, \quad (23)$$

in Eq. (21) with  $\lambda^2 = \sqrt{\text{var}(A)/\text{var}(B)}$ . We shall not explore the stronger-weaker angle any further.

## 5. Uncertainty principle

Heisenberg never spoke of the *uncertainty principle*,<sup>4</sup> Kennard didn't use the term either but referred to Eq. (22) as the “law of indeterminacy” (*Unbestimmtheitsgesetz* [2, p. 339]) while others used “uncertainty principle” quite early — and the term stuck. In his 1929 paper [17], Condon remarked on “uncertainty principles” (plural) and, without referring to Kennard's work, he stated that Eq. (22) “has come to be known quite generally as Heisenberg's uncertainty relation” — the terms “uncertainty principles” and “uncertainty relations” were synonyms for Condon. Robertson's way of using “uncertainty principle” later in 1929 [3] suggests that this was established terminology, and he sneaked it into the index of the English translation of Weyl's book [24]. This index entry points to the page where the Kennard inequality is stated and to the appendix where it is demonstrated but “uncertainty principle” is nowhere in Weyl's text; the German editions of 1928 and 1931 [16, 25] do not have such an index entry. Incidentally, just like Condon and Robertson, Weyl did not mention Kennard's contribution, he acknowledged Pauli.

For us, the inequalities obeyed by uncertainty measures are *uncertainty relations*, and we use the term “uncertainty principle” with the limited, and perhaps rudimentary, meaning that there are no physical pairs of uncertainty values in the vicinity of the bottom-left corner in plots such as the ones in Figs. 1–6 in the following sections if the uncertainties refer to incompatible observables — observables that do not have one or more common eigenstates. This is in line with Heisenberg's profound insight that, as a matter of principle, one cannot have precise knowledge of two such observables: We can know either one of the properties with great precision — with a small uncertainty or no uncertainty at all, that is — but there is no situation in which we know both properties accurately on the quantum scale.

Having thus clarified what the “uncertainty principle” means for us, we submit that this is poorly chosen terminology as it is not a physical principle in the usual sense. While the principle of relativity, the entropy principle in statistical physics, the principle of complementarity in quantum kinematics, the equivalence principle in general relativity, the gauge principle in quantum field theory, and the various action principles are the starting points of whole branches of physics or impose profound constraints, the uncertainty principle plays no such role.

The standard inequalities in Sec. 4, taken together, serve the purpose of confirming that the uncertainty principle is respected by each pair of incompatible observables if we measure uncertainties by variances. When other measures are used, corresponding inequalities apply.

## 6. Robertson states

The Robertson inequality in Eq. (21) is textbook fare, often called “the general uncertainty principle” or similar; see, e.g.,

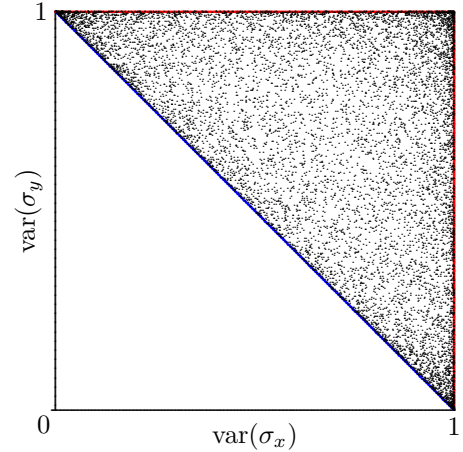


Figure 1: Variances of two Pauli operators. The scattered dots mark pairs of variances for a Haar-uniform sample of pure qubit states. The blue line is the border identified by the uncertainty relation in Eq. (25). The red lines show the variances of the Robertson states.

Sec. 24 in [26]. It is saturated if

$$(aA + bB)|\rangle = |\rangle(a\langle A\rangle + b\langle B\rangle) \text{ with } \text{Re}(a^*b) = 0. \quad (24)$$

States described by such kets are commonly termed “minimum uncertainty states” (see, e.g., Ch. 8, Sec. 6 in [27]), which alleges that they solve a minimization problem, namely that of finding the smallest value of  $\text{var}(A)$  for a given value of  $\text{var}(B)$  or *vice versa*. This is not actually the case and, therefore, we use the neutral term “Robertson states” for the states defined by Eq. (24).

Figure 1 illustrates this point for two Pauli operators of a qubit, such as  $A = \sigma_x$  and  $B = \sigma_y$  with  $\text{var}(\sigma_x) = 1 - \langle \sigma_x \rangle^2$ , for instance; see Appendix A. We have

$$\text{var}(\sigma_x) + \text{var}(\sigma_y) \geq 1, \quad (25)$$

for all pairs of variances. The equal sign holds for all pure qubit states with  $\langle \sigma_z \rangle = 0$ ; these are the true minimum-uncertainty states here. The Robertson states, however, are pure states with either  $\text{var}(\sigma_x) = 1$  or  $\text{var}(\sigma_y) = 1$ .

A second example are the variances of two components of the angular momentum vector  $\mathbf{J}$  for spin one, shown in Fig. 2. Clearly, the variances of the Robertson states (red lines) do not inform us about the border (blue); see Appendix B.

## 7. Stationary uncertainty states

Figures 1 and 2 prompt us to ask

### The central question

For two hermitian observables,  $A$  and  $B$ , what are the values available for the pairs of their variances? (26)

A partial answer is given by finding the smallest value of  $\text{var}(A)$  for a given value of  $\text{var}(B)$  and *vice versa*. It is obvious that the

<sup>4</sup>See, e.g., Note 1 in [22] or Sec. 2.4 in [23].

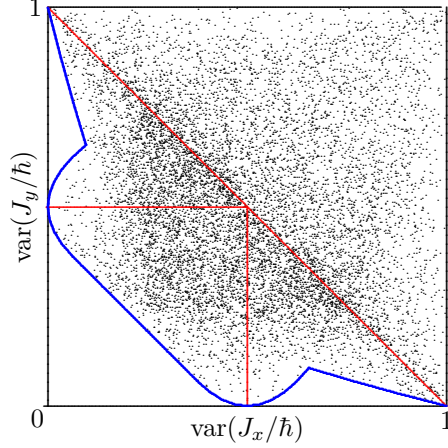


Figure 2: Variances of two angular-momentum component for spin one. The scattered dots mark pairs of variances for a Haar-uniform sample of pure states. The blue line is the border identified in Eq. (40). The red lines show the variances of the Robertson states. See also Fig. 4 in [9].

Robertson states are useless here; in fact, it is unclear which purpose they serve.<sup>5</sup>

The full answer to the central question requires knowledge of the *stationary uncertainty states* which we find in reply to

#### The auxiliary questions

- (i) For the variances of two hermitian observables, what are the stationary pairs of their values?
- (ii) What are the states for which one variance is stationary, given the value of the other?

(27)

The familiar tools of variational calculus establish that the auxiliary question (ii) is answered by the states that solve the non-linear eigenvalue equation

$$(\alpha(A - \langle A \rangle)^2 + \beta(B - \langle B \rangle)^2) |\rangle = |\rangle (\alpha \text{var}(A) + \beta \text{var}(B)) \quad (28)$$

where  $\alpha$  and  $\beta$  are real Lagrange parameters. The variances associated with these states provide the answer to the auxiliary question (i); among them are the pairs on the border of the accessible region, the answer to the central question.

## 8. Convex hull

The smallest eigenvalues for  $\alpha, \beta > 0$  in Eq. (28) provide

$$u(\alpha, \beta) = \text{Min}_{\rho} \{ \alpha \text{var}(A) + \beta \text{var}(B) \}, \quad (29)$$

where the minimization is over all statistical operators  $\rho$ . We note that, owing to property U3, it is enough to consider pure states  $\rho = |\rangle\langle|$  for the minimization in Eq. (29); and that all pairs  $(x, y)$  with  $\alpha x + \beta y \geq u(\alpha, \beta)$  are in the (lower) convex hull

of the region occupied by the physical  $(x, y) = (\text{var}(A), \text{var}(B))$  pairs.

More specifically, a pair  $(x, y)$  is on the border of the convex hull if

$$x = \text{Max}_{\alpha, \beta > 0} \left\{ \frac{u(\alpha, \beta) - \beta y}{\alpha} \right\} \quad \text{or} \quad y = \text{Max}_{\alpha, \beta > 0} \left\{ \frac{u(\alpha, \beta) - \alpha x}{\beta} \right\}. \quad (30)$$

Since  $u(\alpha, \beta)$  is homogeneous,

$$u(\alpha, \beta) = \alpha u(1, \beta/\alpha) = \beta u(\alpha/\beta, 1), \quad (31)$$

Eq. (30) are essentially statements of a Legendre transformation if the partial derivatives are defined. If so, then

$$x = \frac{\partial u(\alpha, \beta)}{\partial \alpha}, \quad y = \frac{\partial u(\alpha, \beta)}{\partial \beta} \quad (32)$$

give a pair on the border of the convex hull. Alternatively, one recognizes an application of the Hellmann–Feynman theorem in Eq. (32).

We further note that establishing  $u(\alpha, \beta) > 0$  for just one  $\alpha, \beta$  pair implies that there is a finite-size rectangular triangle with the right angle at  $(x, y) = (0, 0)$  that contains no  $(\text{var}(A), \text{var}(B))$  pairs. This demonstrates the uncertainty principle (in the sense of Sec. 5) for the  $A, B$  pair under consideration.

## 9. Examples

### 9.1. Position and momentum — a singularity

For the Heisenberg pair of  $(A, B) = (Q, P)$ , there is no difference between  $(\text{var}(Q), \text{var}(P))$  and  $(\text{ssd}(Q), \text{ssd}(P))$ . Equation (28) is the eigenvalue equation of a harmonic oscillator, and we find

$$\text{var}(Q) \text{var}(P) = \frac{1}{4} \hbar^2 (2n + 1)^2 \quad \text{with } n = 0, 1, 2, \dots \quad (33)$$

for the stationary values. The minimization in Eq. (29) yields

$$u(\alpha, \beta) = \hbar \sqrt{\alpha\beta}. \quad (34)$$

The physical region is convex here; its border is also the border of the convex hull. On the border, we have  $n = 0$  in Eq. (33) and saturate the Kennard inequality (22). This is the singular situation in which the Robertson inequality is the Kennard inequality, and the Robertson states identify the border.

To appreciate this singularity, we note that the ket of a Robertson state, a solution of Eq. (24), obeys

$$(|a|^2(A - \langle A \rangle)^2 + |b|^2(B - \langle B \rangle)^2) |\rangle = -i[A, B] |\rangle \text{Im}(a^*b), \quad (35)$$

which differs in structure from Eq. (28) unless the commutator  $i[A, B]$  is a number (multiple of the identity). This is the case only for Heisenberg pairs of the position-momentum kind.

<sup>5</sup>El Kinani and Daoud call the Robertson states “intelligent states” and use them for a construction of overcomplete sets of kets and bras [28]; I owe this remark to Magdalena Zych. See [29] for a recent variation on this theme.

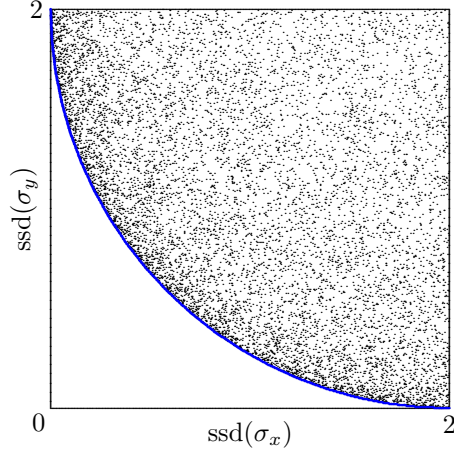


Figure 3: Smallest squared distances of two Pauli operators. The scattered dots mark pairs of smallest squared distances for a Haar-uniform sample of pure qubit states. The blue quarter circle is the border identified by the uncertainty relation in Eq. (36).

### 9.2. Qubit

We supplement the uncertainty relation in Eq. (25) for the variances of  $\sigma_x$  and  $\sigma_y$  with that for their smallest squared distances,

$$(2 - \text{ssd}(\sigma_x))^2 + (2 - \text{ssd}(\sigma_y))^2 \leq 4, \quad (36)$$

which is an immediate consequence of

$$\text{ssd}(\sigma_x) = 2 - 2|\langle \sigma_x \rangle|, \quad \text{ssd}(\sigma_y) = 2 - 2|\langle \sigma_y \rangle|. \quad (37)$$

The matters are illustrated in Fig. 3.

The permissible pairs of  $(x, y) = (\text{var}(\sigma_x), \text{var}(\sigma_y))$  in Fig. 1 and of  $(x, y) = (\text{ssd}(\sigma_x), \text{ssd}(\sigma_y))$  in Fig. 3 cover convex sets. They are identified by

$$u(\alpha, \beta) = \text{Min}\{\alpha, \beta\} \quad (38)$$

and

$$u(\alpha, \beta) = 2(\alpha + \beta) - 2\sqrt{\alpha^2 + \beta^2}, \quad (39)$$

respectively.

### 9.3. Spin one (variances)

For the spin-one example in Fig. 2, stationary uncertainty states of three kinds make up pieces of the blue border. The corresponding pairs of variances  $(x, y) = (\text{var}(J_x/\hbar), \text{var}(J_y/\hbar))$  trace out

$$\begin{aligned} &\text{the straight line } x + y = \frac{7}{16} \text{ with } |x - y| \leq \frac{5}{16}; \\ &\text{the parabola } y = (2x - 1)^2 \text{ with } y \leq 1; \\ &\text{the parabola } x = (2y - 1)^2 \text{ with } x \leq 1. \end{aligned} \quad (40)$$

All of the straight line is one segment of the border, and each parabola contributes two segments; see Appendix B. We have

$$u(\alpha, \beta) = \frac{8\alpha\beta - \text{Min}\{\alpha, \beta\}^2}{16 \text{Max}\{\alpha, \beta\}} \quad (41)$$

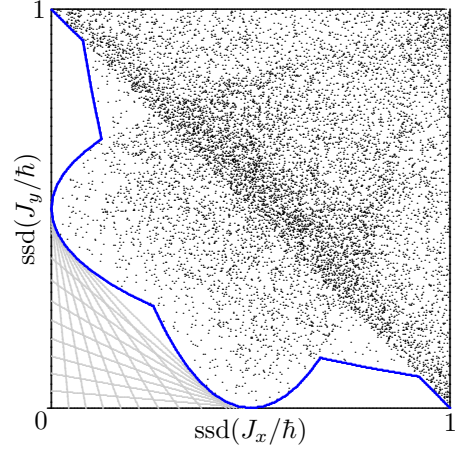


Figure 4: Smallest squared distances of two angular-momentum components for spin one. The scattered dots mark pairs of smallest squared distances for a Haar-uniform sample of pure states. The blue line is the border specified in Eq. (42); the straight gray lines are those of Eq. (44).

here and obtain the border between  $(x, y) = (0, \frac{1}{2})$  and  $(\frac{1}{2}, 0)$  by means of Eqs. (30).

There are also stationary uncertainty states whose pairs of variances reside inside the accessible region; the points on the diagonal  $x + y = 1$  are of this sort. By an accidental coincidence, the pairs of variances on this diagonal are also obtained for certain Robertson states, which are not stationary uncertainty states.<sup>6</sup>

### 9.4. Spin one (smallest squared distances)

Figure 4 shows the situation for the smallest squared distances for the spin-1 pair of  $A = J_x/\hbar$  and  $B = J_y/\hbar$ . On the left-hand side in Eq. (28), the expectation values of  $A$  and  $B$  are replaced by the nearest eigenvalues (here:  $0, \pm 1$ ), and we have  $\text{ssd}(A)$  and  $\text{ssd}(B)$  in the place of  $\text{var}(A)$  and  $\text{var}(B)$ , respectively, in Eqs. (28) and (29).

Here, too, we have stationary uncertainty states of three kinds that make up pieces of the blue border. For  $(x, y) = (\text{ssd}(J_x/\hbar), \text{ssd}(J_y/\hbar))$  there are

$$\begin{aligned} &\text{two straight-line segments } x + y = 1; \\ &\text{two elliptical arcs } (2x - 1)^2 + (1 - y/2)^2 = 1; \\ &\text{two elliptical arcs } (2y - 1)^2 + (1 - x/2)^2 = 1. \end{aligned} \quad (42)$$

The border of the convex hull between  $(x, y) = (0, \frac{1}{2})$  and  $(\frac{1}{2}, 0)$  results from

$$\begin{aligned} u(\alpha, \beta) = &\frac{1}{2} \text{Min}\{\alpha, \beta\} + 2 \text{Max}\{\alpha, \beta\} \\ &- \frac{1}{2} \sqrt{\text{Min}\{\alpha, \beta\}^2 + 16 \text{Max}\{\alpha, \beta\}^2}. \end{aligned} \quad (43)$$

<sup>6</sup>Many other interesting insights about expectation values of powers of angular momentum operators, not limited to  $j = \frac{1}{2}$  or  $j = 1$ , are reported by Sehrawat [30].

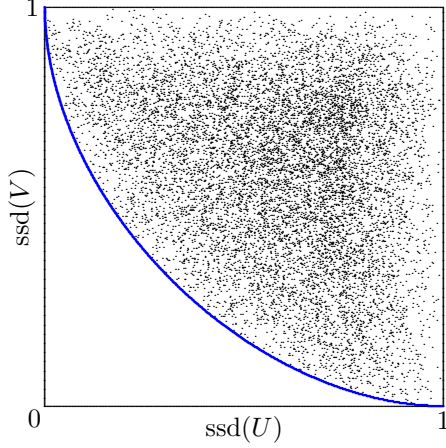


Figure 5: Smallest squared distances of the Weyl pair of unitary period-3 operators for a qutrit. The scattered dots mark pairs of smallest squared distances for a Haar-uniform sample of pure states. The blue line is the border in Eq. (49).

In accordance with Sec. 8, the straight lines

$$\alpha x + \beta y = u(\alpha, \beta) \quad (44)$$

are tangential to the border and identify the convex hull; see the gray lines in Fig. 4.

### 9.5. Qutrit — complementary pair of unitary observables

Two components of the angular momentum vector operator are not complementary for spin 1 (or any higher value). Instead, a natural pair of complementary observables for the qutrit are Weyl's period-3 unitary operators  $U$  and  $V$  [24, 31] with the matrix representations

$$U \triangleq \begin{pmatrix} 1 & 0 & 0 \\ 0 & e^{i2\pi/3} & 0 \\ 0 & 0 & e^{-i2\pi/3} \end{pmatrix}, \quad V \triangleq \begin{pmatrix} 0 & 1 & 0 \\ 0 & 0 & 1 \\ 1 & 0 & 0 \end{pmatrix}. \quad (45)$$

Their eigenvalues  $1, e^{i2\pi/3}, e^{-i2\pi/3}$  are the corners of an equilateral triangle in the complex plane. We use the sides of the triangle to quantify the distance between the corners. The smallest squared distance is then proportional to the sum of the two smallest probabilities in the trio  $p_1, p_2, p_3$  with

$$p_k = \langle \delta(U, e^{i(2\pi/3)k}) \rangle \quad (46)$$

for  $U$ , that is

$$\text{ssd}(U) = \frac{3}{2} - \frac{3}{2} \text{Max}_k \left\{ \langle \delta(U, e^{i(2\pi/3)k}) \rangle \right\}, \quad (47)$$

and analogously for  $V$ ; the factor of  $\frac{3}{2}$  is for normalization:  $0 \leq \text{ssd}(U) \leq 1$ .

The physical set of  $(x, y) = (\text{ssd}(U), \text{ssd}(V))$  pairs is convex, and we find the border from

$$u(\alpha, \beta) = \frac{3}{4}(\alpha + \beta) - \frac{3}{4} \sqrt{\alpha^2 + \beta^2 - \frac{2}{3}\alpha\beta}. \quad (48)$$

The blue border line in Fig. 5 is an arc of the ellipse

$$\frac{1}{3}(2x + 2y - 3)^2 + \frac{2}{3}(x - y)^2 = 1; \quad (49)$$

see Sec. 4.1.1 in [7].

### 9.6. Period- $N$ Weyl pairs

More generally than the period-2 pair  $\sigma_x, \sigma_y$  for the qubit and the period-3 pair  $U, V$  for the qutrit, we have the Weyl pair of complementary period- $N$  unitary operators  $U, V$  for a  $N$ -dimensional degree of freedom [24, 31]. The two orthonormal eigenstate bases are unbiased,

$$\langle u_k | v_l \rangle = \frac{1}{\sqrt{N}} e^{i2\pi kl/N}, \quad (50)$$

where  $u_k = e^{i2\pi k/N}$  and  $v_l = e^{i2\pi l/N}$  are the eigenvalues with  $k, l = 0, 1, 2, \dots, N-1$ . Then

$$c(u_k, u_{k'}) = \frac{N}{N-1}(1 - \delta_{k,k'}) \quad \text{and} \quad c(v_l, v_{l'}) = \frac{N}{N-1}(1 - \delta_{l,l'}) \quad (51)$$

specify particularly simple Monge-type costs,

$$\text{mtc}(U) = \frac{N}{N-1} \left( 1 - \text{Max}_k \left\{ \langle \delta(U, u_k) \rangle \right\} \right) \quad (52)$$

and analogously for  $\text{mtc}(V)$ . This is an example of an uncertainty measure that reaches its largest value for the uniform distribution only. For  $N = 2$ , this gives  $\frac{1}{2} \text{ssd}(\sigma_x)$  and  $\frac{1}{2} \text{ssd}(\sigma_y)$  of Sec. 9.4; for  $N = 3$ , it gives  $\text{ssd}(U)$  and  $\text{ssd}(V)$  of Sec. 9.5. For any  $N$  value, we have a convex set of physical  $(x, y) = (\text{mtc}(U), \text{mtc}(V))$  pairs, whose border is identified by

$$u(\alpha, \beta) = \frac{1}{2} \frac{N}{N-1} \left( \alpha + \beta - \sqrt{\alpha^2 + \beta^2 - \frac{2N-4}{N}\alpha\beta} \right). \quad (53)$$

This border is the arc of the ellipse

$$\frac{(N-1)^2}{N} \left( \frac{N}{N-1} - x - y \right)^2 + \frac{N-1}{N} (x - y)^2 = 1 \quad (54)$$

that connects  $(x, y) = (0, 1)$  and  $(x, y) = (1, 0)$ ; see Sec. 6.2 in [7]. For  $N = 2$ , it is the quarter circle  $(1-x)^2 + (1-y)^2 = 1$  (cf. Fig. 3); in the limit  $N \rightarrow \infty$ , it is the straight line  $x + y = 1$ .

### 9.7. Rotor variables

The quantum rotor has a periodic position (azimuth) with bras  $\langle \varphi | = \langle \varphi + 2\pi |$  that we picture as points on a circle, and a discrete momentum (orbital angular momentum for the symmetry axis of the circle) with kets  $|\ell\rangle$  for  $\ell = 0, \pm 1, \pm 2, \dots$ ; the continuous  $\varphi$  basis and the discrete  $\ell$  basis are unbiased [32, Sec. 1.1.9],

$$\langle \varphi | \ell \rangle = e^{i\ell\varphi}. \quad (55)$$

We associate a unitary observable  $E$  with the quantum number  $\varphi$  and a hermitian observable  $L$  with the quantum number  $\ell$ ,

$$\langle \varphi | E = e^{i\varphi} \langle \varphi |, \quad L | \ell \rangle = |\ell\rangle \ell. \quad (56)$$

We use  $\text{ssd}(L)$  of Eq. (4) for  $L$  and, in analogy with Sec. 9.5, we measure the uncertainty of  $E$  by the smallest squared distance that goes with the chordal distance between points on the circle,

$$\text{ssd}(E) = \text{Min}_\varphi \left\{ 1 - \text{Re} \left( \langle E \rangle e^{-i\varphi} \right) \right\} = 1 - |\langle E \rangle|, \quad (57)$$

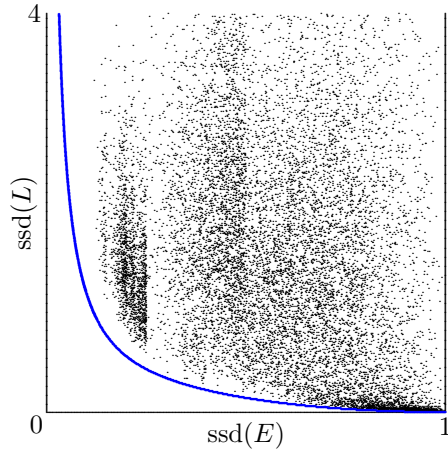


Figure 6: Smallest squared distances of the rotor variables. The scattered dots that mark pairs of smallest squared distances are for several samples of pure states. The blue line is the border resulting from Eq. (59).

scaled such that  $0 \leq \text{ssd}(E) \leq 1$ . This is a Monge-type cost with  $c(e^{i\varphi}, e^{i\varphi'}) = 1 - \cos(\varphi - \varphi')$  in Eq. (5); it is another example of an uncertainty measure that is largest for the uniform distribution, but there are other distributions as well for which  $\langle E \rangle = 0$ .

The stationary uncertainty states are solutions of

$$\begin{aligned} & \left( \alpha \left( 1 - \frac{1}{2} (E^\dagger e^{i\phi} + E e^{-i\phi}) \right) + \beta (L - l)^2 \right) | \rangle \\ &= | \rangle (\alpha \text{ssd}(E) + \beta \text{ssd}(L)), \end{aligned} \quad (58)$$

where  $\langle E \rangle = |\langle E \rangle| e^{i\phi}$  and  $l$  is the integer nearest to  $\langle L \rangle$ . The periodic wave function  $\psi(\varphi) = \langle \varphi | \rangle = \psi(\varphi + 2\pi)$  obeys a Mathieu-type equation (see Appendix C), from which we obtain

$$u_n(\alpha, \beta) = \frac{1}{4} \beta \text{be}_0(8\alpha/\beta), \quad (59)$$

where  $\text{be}_0(\cdot)$  is the zeroth characteristic value of the Mathieu equation with the notational conventions of [33]. This gives the blue border of the convex set of the physical  $(\text{ssd}(E), \text{ssd}(L))$  pairs in Fig. 6. The other stationary values are located on the lines associated with

$$u_n(\alpha, \beta) = \frac{1}{4} \beta \text{be}_n(8\alpha/\beta) \quad \text{with } n = 1, 2, 3, \dots \quad (60)$$

in analogy with Eqs. (30) and (32). Similar to Eq. (33), these lines do not intersect.

## 10. Summary

We recalled the early history of uncertainty relations, and traced the widespread use of variances as measures of uncertainty to Kennard's mathematization of Heisenberg's observation. The unified approach by which we derived all standard uncertainty relations can be taught in undergraduate courses.

Further, we noted that calling the states that saturate Robertson's inequality "minimum uncertainty states" is misleading as the challenge of minimizing the variance of one observable,

given the variance of another, is met by other states. We also discussed other measures of uncertainty, in particular the smallest squared distance and the Monge-type cost. The position-momentum pair of linear motion, the qubit, the spin-1 angular momentum, the qutrit, the Weyl pairs of period- $N$  observables, and the rotor provided illustrating examples, which — so we hope — will be useful when teaching quantum mechanics.

## 11. Acknowledgments

I wish to thank Reinhard Werner and Zdeněk Hradil for wakening my dormant interest in this topic, and José Ignacio Latorre for helpful discussions. This work was supported by the National Research Foundation, Singapore and A\*STAR under its CQT Bridging Grant.

## Appendix A. Qubit

The uncertainty relations in Eqs. (25) and (36) follow from

$$\langle \sigma_x \rangle^2 + \langle \sigma_y \rangle^2 \leq \langle \sigma_x \rangle^2 + \langle \sigma_y \rangle^2 + \langle \sigma_z \rangle^2 \leq 1. \quad (\text{A.1})$$

Equations (38) and (39) are other immediate consequences of Eq. (A.1).

The Robertson states solve

$$(a\sigma_x + ib\sigma_y) | \rangle = | \rangle (a\langle \sigma_x \rangle + ib\langle \sigma_y \rangle) \quad (\text{A.2})$$

with real  $a$  and  $b$ . Since the two eigenvalues of  $a\sigma_x + ib\sigma_y$  are either both real (when  $a^2 > b^2$ ) or both imaginary (when  $a^2 < b^2$ ), we have either  $\langle \sigma_y \rangle = 0$  or  $\langle \sigma_x \rangle = 0$  in a Robertson state and, therefore, either  $\text{var}(\sigma_y) = 1$  or  $\text{var}(\sigma_x) = 1$ .

## Appendix B. Spin one

We use the eigenkets of  $J_x$ ,  $J_y$ , and  $J_z$  with eigenvalue 0 for the orthonormal basis in the ket space, and represent  $J_x$  and  $J_y$  with real symmetric matrices,

$$\frac{1}{\hbar} J_x \hat{=} \begin{pmatrix} 0 & 0 & 0 \\ 0 & 0 & 1 \\ 0 & 1 & 0 \end{pmatrix}, \quad \frac{1}{\hbar} J_y \hat{=} \begin{pmatrix} 0 & 0 & 1 \\ 0 & 0 & 0 \\ 1 & 0 & 0 \end{pmatrix} \quad (\text{B.1})$$

There are three families of Robertson states with the kets represented by the columns

$$\begin{pmatrix} \cos(\phi) \\ i \sin(\phi) \\ 0 \end{pmatrix}, \quad \frac{1/\sqrt{2}}{\cosh(\theta)} \begin{pmatrix} i \sinh(\theta) \\ \cosh(\theta) \\ \pm 1 \end{pmatrix}, \quad \frac{1/\sqrt{2}}{\cosh(\theta)} \begin{pmatrix} \cosh(\theta) \\ i \sinh(\theta) \\ \pm 1 \end{pmatrix}, \quad (\text{B.2})$$

where  $\phi$  and  $\theta$  are real parameters. The respective  $(x, y) = (\text{var}(J_x/\hbar), \text{var}(J_y/\hbar))$  pairs are

$$(x, y) = \begin{cases} (\sin(\phi)^2, \cos(\phi)^2), \\ \frac{1}{2} (\tanh(\theta)^2, 1), \\ \frac{1}{2} (1, \tanh(\theta)^2). \end{cases} \quad (\text{B.3})$$

They trace out the red lines in Fig. 2.



Owing to the choice of matrices in Eq. (B.1), the solutions of Eq. (28) for  $A = J_x/\hbar$  and  $B = J_y/\hbar$  have kets represented by three-component columns with real probability amplitudes,

$$|\rangle \hat{=} \begin{pmatrix} \psi_x \\ \psi_y \\ \psi_z \end{pmatrix} \quad \text{with} \quad \psi_x^2 + \psi_y^2 + \psi_z^2 = 1, \quad (\text{B.4})$$

for which

$$\begin{aligned} \langle J_x/\hbar \rangle &= 2\psi_y\psi_z, & \text{var}(J_x/\hbar) &= \psi_y^2 + \psi_z^2 - 4\psi_y^2\psi_z^2, \\ \langle J_y/\hbar \rangle &= 2\psi_z\psi_x, & \text{var}(J_y/\hbar) &= \psi_z^2 + \psi_x^2 - 4\psi_z^2\psi_x^2, \end{aligned} \quad (\text{B.5})$$

and

$$\begin{aligned} \text{ssd}(J_x/\hbar) &= 2 - \psi_x^2 - \text{Max}\{1, |4\psi_y\psi_z|\}, \\ \text{ssd}(J_y/\hbar) &= 2 - \psi_y^2 - \text{Max}\{1, |4\psi_z\psi_x|\}. \end{aligned} \quad (\text{B.6})$$

By coincidence, the variances on the line  $x + y = 1$  are stationary, namely for

$$|\rangle \hat{=} \begin{pmatrix} \cos(\phi) \\ \sin(\phi) \\ 0 \end{pmatrix}, \quad (\text{B.7})$$

which are *not* the kets of the first family of Robertson states in Eq. (B.2). The stationary uncertainty states on the straight-line segment in Eq. (40) are

$$|\rangle \hat{=} \begin{pmatrix} \sqrt{5/8} \cos(\phi) \\ \sqrt{5/8} \sin(\phi) \\ \sqrt{3/8} \end{pmatrix} \quad (\text{B.8})$$

and those for the parabolic arcs are

$$|\rangle \hat{=} \begin{pmatrix} \cos(\phi) \\ 0 \\ \sin(\phi) \end{pmatrix} \quad \text{and} \quad |\rangle \hat{=} \begin{pmatrix} 0 \\ \cos(\phi) \\ \sin(\phi) \end{pmatrix}. \quad (\text{B.9})$$

Now turning to the smallest squared distances in Fig. 4 and Eq. (42), the straight-line segments are obtained for the kets in Eq. (B.7) and the elliptical arcs for the kets in Eq. (B.9) with  $|\sin(2\phi)| \geq \frac{1}{2}$ .

### Appendix C. Rotor

Since

$$Ee^{-i\phi} = e^{-i\phi L} E e^{i\phi L}, \quad L - l = E^l L E^{-l} \quad (\text{C.1})$$

it is enough to consider Eq. (58) for  $\phi = 0$  and  $l = 0$ , where it is essential that  $l$  is an integer. Then

$$\left( \alpha(1 - \cos(\varphi)) - \beta \frac{\partial^2}{\partial \varphi^2} \right) \psi(\varphi) = \psi(\varphi) (\alpha \text{ssd}(E) + \beta \text{ssd}(L)) \quad (\text{C.2})$$

is obeyed by  $\psi(\varphi) = \langle \varphi | \rangle = \psi(\varphi + 2\pi)$ , with the constraints

$$\langle E \rangle > 0 \quad \text{and} \quad -\frac{1}{2} < \langle L \rangle < \frac{1}{2}, \quad (\text{C.3})$$

that is,

$$\int_{(2\pi)} \frac{d\varphi}{2\pi} |\psi(\varphi)|^2 e^{i\varphi} > 0, \quad \text{and} \quad -\frac{1}{2} < \int_{(2\pi)} \frac{d\varphi}{2\pi} \psi(\varphi)^* \frac{1}{i} \frac{\partial}{\partial \varphi} \psi(\varphi) < \frac{1}{2}, \quad (\text{C.4})$$

where the integration covers any  $2\pi$ -interval.

Equation (C.2) is a standard Mathieu equation [33],

$$y''(x) + (b - s \cos(x)^2)y(x) = 0, \quad (\text{C.5})$$

with  $x = \frac{1}{2}\varphi$ ,  $y(x) = \psi(\varphi)$ , and

$$a = -\frac{8\alpha}{\beta}, \quad b = -\frac{8\alpha}{\beta} + \frac{4\alpha}{\beta} \text{ssd}(E) + 4 \text{ssd}(L). \quad (\text{C.6})$$

The smallest characteristic value  $\text{be}_0(s) = s + \text{be}_0(-s)$  for the even periodic solutions,  $y(x + \pi) = y(x) = y(-x)$ , tells us about  $u(\alpha, \beta) = \alpha \text{ssd}(E) + \beta \text{ssd}(L)$  for  $b = \text{be}_0(s)$ , and so we arrive at  $u(\alpha, \beta)$  in Eq. (59); see also Sec. VI A 2 in [11].

The points  $(x, y) = (\text{ssd}(E), \text{ssd}(L))$  with

$$\begin{aligned} x &= \frac{\partial u(\alpha, \beta)}{\partial \alpha} = 2 \text{be}'_0(8\alpha/\beta), \\ y &= \frac{\partial u(\alpha, \beta)}{\partial \beta} = \frac{1}{4} \text{be}_0(8\alpha/\beta) - 2 \frac{\alpha}{\beta} \text{be}'_0(8\alpha/\beta) \end{aligned} \quad (\text{C.7})$$

are on the blue border in Fig. 6. We have

$$\begin{aligned} y &\simeq \frac{1}{8x} - \frac{1+x}{16} \quad \text{when } 0 < x \ll 1, \\ x &\simeq 1 - \sqrt{2y} \quad \text{when } 0 < y \ll 1, \end{aligned} \quad (\text{C.8})$$

when  $x = \text{ssd}(E)$  or  $y = \text{ssd}(L)$  is very small, respectively.

We note that Eq. (58) with  $l$  replaced by the noninteger  $\langle L \rangle$  was also considered by Hradil *et al.* [34] who used  $\text{var}(L)$  to quantify the uncertainty of the angular momentum and  $1 - |\langle E \rangle|^2$  for that of the azimuth, which is the sum  $\text{var}(C) + \text{var}(S)$  for the hermitian  $C$  and  $S$  in  $E = C + iS$ . Their focus was on a Robertson-type inequality for the product of these measures of uncertainty.

It is noteworthy that the pairs of uncertainties

$$\text{ssd}(E) = 1 - \frac{I_1(t)}{I_0(t)} = X(t), \quad \text{ssd}(L) = \frac{t I_1(t)}{4 I_0(t)} = Y(t), \quad (\text{C.9})$$

are very close to the blue border in Fig. 6; here,  $I_0(\cdot)$  and  $I_1(\cdot)$  are standard modified Bessel functions and  $t \geq 0$ . These uncertainties are the smallest squared distances for the states with the kets

$$|\phi, \ell, t\rangle = e^{-i(L - \ell)\phi} e^{Ct} |\ell\rangle / \sqrt{I_0(t)}, \quad (\text{C.10})$$

which are called von Mises states because they yield a von Mises distribution [35] for the azimuth; they are Robertson states of some sort [29]. To demonstrate the case, we first note that the asymptotic forms in Eq. (C.8) are also correct for the pair in Eq. (C.9), and then show the graph of the ratio of

$$\begin{aligned} \tilde{u}(\alpha, \beta) &= \alpha X(t) + \beta Y(t) \\ \text{with} \quad \alpha \frac{dX(t)}{dt} + \beta \frac{dY(t)}{dt} &= 0, \end{aligned} \quad (\text{C.11})$$

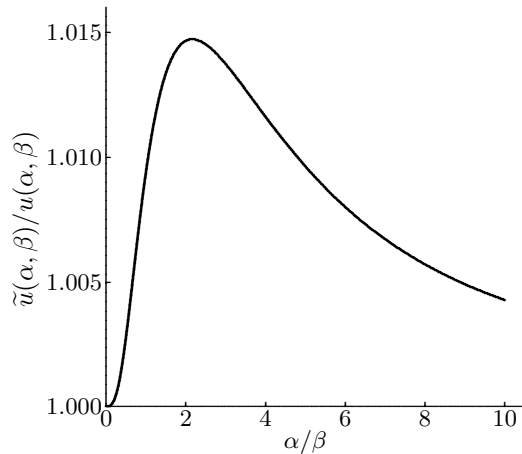


Figure 7: The ratio of  $\tilde{u}(\alpha, \beta)$  in Eq. (C.11) and  $u(\alpha, \beta)$  in Eq. (59) offers a comparison of the uncertainties for the von Mises states with those of the minimum-uncertainty states.

which gives Eq. (C.9) in accordance with Eq. (32), and  $u(\alpha, \beta)$  in Eq. (59) in Fig. 7. The ratio exceeds unity, of course, but not by much; it is less than 1.0148 for all  $\alpha/\beta$  and the largest near  $\alpha/\beta = 2.164$ .

## References

- [1] W. Heisenberg, *Über den anschaulichen Inhalt der quantentheoretischen Kinematik und Mechanik*, Z. Physik **43**, 172–198 (1927); English translation by J. A. Wheeler and W. H. Zurek included in [36].
- [2] E. H. Kennard, *Zur Quantenmechanik einfacher Bewegungstypen*, Z. Physik **44**, 326–352 (1927).
- [3] H. P. Robertson, *The uncertainty principle*, Phys. Rev. **34**, 163–64 (1929); reprinted in [36].
- [4] E. Schrödinger, *Zum Heisenbergschen Unschärfeprinzip*, Sitzungsberichte der Preussischen Akademie der Wissenschaften, Physikalisch-mathematische Klasse **14**, 296–303 (1930).
- [5] L. Maccone and A. K. Pati, *Stronger uncertainty relations for all incompatible observables*, Phys. Rev. Lett. **113**, 260401 (2014).
- [6] S. Dürr, *Quantitative wave-particle duality in multibeam interferometers*, Phys. Rev. A **64**, 042113 (2001).
- [7] B.-G. Englert, D. Kaszlikowski, L. C. Kwek, and W. H. Chee, *Wave-particle duality in multi-path interferometers: General concepts and three-path interferometers*, Int. J. Quantum Inf. **6**, 129–157 (2008).
- [8] P. Busch, P. Lahti, and R. F. Werner, *Measurement uncertainty relations*, J. Math. Phys. **55**, 042111 (2014).
- [9] L. Dammeier, R. Schwonnek, and R. F. Werner, *Uncertainty relations for angular momentum*, New J. Phys. **17**, 093046 (2015).
- [10] R. F. Werner, *Uncertainty relations for general phase spaces*, Frontiers Phys. **11**, 110305 (2016).
- [11] P. Busch, J. Kiukas, and R. F. Werner, *Sharp uncertainty relations for number and angle*, J. Math. Phys. **59**, 042102 (2018).
- [12] I. Białyński-Birula and J. Mycielski, *Uncertainty relations for information entropy in wave mechanics*, Comm. Math. Phys. **44**, 129–132 (1975).
- [13] H. Maassen and J. B. M. Uffink, *Generalized entropic uncertainty relations*, Phys. Rev. Lett. **60**, 1103 (1988).
- [14] K. Abdelkhalik, R. Schwonnek, H. Maassen, F. Furrer, J. Duhme, P. Raynal, B.-G. Englert, and R. F. Werner, *Optimality of entropic uncertainty relations*, Int. J. Quantum Inf. **13**, 1550045 (2015).
- [15] P. J. Coles, M. Berta, M. Tomamichel, and S. Wehner, *Entropic uncertainty relations and their applications*, Rev. Mod. Phys. **89**, 015002 (2017).
- [16] H. Weyl, *Gruppentheorie und Quantenmechanik* (Hirzel, Leipzig, 1928).
- [17] E. U. Condon, *Remarks on uncertainty principles*, Science **69**, 574–575 (1929).
- [18] E. Arthurs and J. Kelly, *BSTJ briefs: On the simultaneous measurement of a pair of conjugate observables*, Bell System Tech. J. **44**, 725–729 (1965).
- [19] M. Ozawa, *Quantum measuring processes of continuous observables*, J. Math. Phys. **25**, 79–87 (1984).
- [20] Wikipedia entry *Uncertainty principle* [https://en.wikipedia.org/wiki/Uncertainty\\_principle](https://en.wikipedia.org/wiki/Uncertainty_principle) (retrieved on 30 March 2023).
- [21] L. Goldenberg and L. Vaidman, *Applications of a simple quantum mechanical formula*, Am. J. Phys. **64**, 1059–1060 (1996).
- [22] D. Sen, *The uncertainty relations in quantum mechanics*, Current Science **107**, 203–218 (2014).
- [23] J. Hilgevoord and J. Uffink, *The uncertainty principle*, The Stanford Encyclopedia of Philosophy, edited by E. N. Zalta, <https://plato.stanford.edu/archives/win2016/entries/qt-uncertainty/> (Stanford University, 2016; retrieved on 11 May 2023).
- [24] H. Weyl, *The Theory of Groups and Quantum Mechanics* (Dutton, New York, 1931), translated by H. P. Robertson from [25].
- [25] H. Weyl, *Gruppentheorie und Quantenmechanik* (2. umgearb. Aufl., Hirzel, Leipzig, 1931).
- [26] K. Gottfried, *Quantum Mechanics. Volume I: Fundamentals* (Benjamin, New York, 1966).
- [27] E. Merzbacher, *Quantum Mechanics* (Wiley, New York, 1961).
- [28] A. H. El Kinani and M. Daoud, *Generalized intelligent states for an arbitrary quantum system*, J. Phys. A: Math. Gen. **34**, 5373–5387 (2001).
- [29] L. Mišta, Jr., H. de Guise, J. Řeháček, and Z. Hradil, *Angle and angular momentum: Uncertainty relations, simultaneous measurement, and phase-space representation*, Phys. Rev. A **106**, 022204 (2022).
- [30] A. Sehrawat, *Uncertainty relations on the joint numerical range of operators*, J. Phys. A: Math. Theor. **53**, 085303 (2020).
- [31] J. Schwinger, *Unitary operator bases*, Proc. Natl. Acad. Sci. U.S.A. **46**, 570–579 (1960).
- [32] T. Durt, B.-G. Englert, I. Bengtsson, and K. Życzkowski, *On mutually unbiased bases*, Int. J. Quantum Inf. **8**, 535–640 (2010).
- [33] National Bureau of Standards, *Tables relating to Mathieu functions* (Columbia Univ. Press, New York, 1951).
- [34] Z. Hradil, J. Řeháček, Z. Bouchal, R. Čelechovský, and L. L. Sanchez-Soto, *Minimum uncertainty measurements of angle and angular momentum*, Phys. Rev. Lett. **97**, 243601 (2006).
- [35] R. von Mises, *Über die “Ganzzahligkeit” der Atomgewichte und verwandte Fragen*, Phys. Z. **19**, 490–500 (1918).
- [36] J. A. Wheeler and W. H. Zurek (eds.), *Quantum Theory and Measurement* (Princeton University Press, 1983).