

The roles of the $T_{c\bar{s}0}(2900)^0$ and $D_0^*(2300)$ in the process $B^- \rightarrow D_s^+ K^- \pi^-$

Wen-Tao Lyu,¹ Yun-He Lyu,¹ Man-Yu Duan,² De-Min Li,^{1,*} Dian-Yong Chen,^{2,3,†} and En Wang^{1,4,‡}

¹*School of Physics and Microelectronics, Zhengzhou University, Zhengzhou, Henan 450001, China*

²*School of Physics, Southeast University, Nanjing 210094, China*

³*Lanzhou Center for Theoretical Physics, Lanzhou University, Lanzhou 730000, China*

⁴*Guangxi Key Laboratory of Nuclear Physics and Nuclear Technology, Guangxi Normal University, Guilin 541004, China*

(Dated: January 10, 2024)

Motivated by the recent LHCb observations of $T_{c\bar{s}0}(2900)^0$ and $T_{c\bar{s}0}(2900)^{++}$ in the processes $B^0 \rightarrow \bar{D}^0 D_s^+ \pi^-$ and $B^+ \rightarrow D^- D_s^+ \pi^+$, we have investigated the decay $B^- \rightarrow D_s^+ K^- \pi^-$ by taking into account the contributions from the S -wave vector-vector interactions, and the S -wave $D_s^+ K^-$ interactions. Our results show that the $D_s^+ K^-$ invariant mass distribution has an enhancement structure near the threshold, associated with the $D_0^*(2300)$, which is in good agreement with the Belle measurements. We have also predicted the $D_s^+ \pi^-$ invariant mass distribution and the Dalitz plot, which show the significant signal of the $T_{c\bar{s}0}(2900)$. With the same formalism, the $D_s^- K_s^0$ invariant mass distribution of the process $B^0 \rightarrow D_s^- K_s^0 \pi^+$ measured by Belle could be well reproduced, and the peak of $T_{c\bar{s}0}(2900)$ is expected to be observed around 2900 MeV in the $D_s^- \pi^+$ invariant mass distribution. Our results could be tested by the Belle II and LHCb experiments in the future.

I. INTRODUCTION

Since the charmonium-like state $X(3872)$ was observed in the $\pi^+ \pi^- J/\psi$ invariant mass distribution of the process $B^\pm \rightarrow K^\pm \pi^+ \pi^- J/\psi$ by the Belle Collaboration in the year of 2003 [1], many candidates of the exotic states have been reported experimentally, and called many theoretical attentions, which largely deepens our understanding of the hadron spectra and hadron-hadron interactions [2, 3, 5, 31].

In the year of 2020, the LHCb Collaboration has observed two states $X_0(2900)$ and $X_1(2900)$ with masses about 2900 MeV in the $D^- K^+$ invariant mass distribution of the process $B^+ \rightarrow D^+ D^- K^+$ [6, 7], in agreement with the predictions of Ref. [8]. As the open-flavor $c\bar{s}ud$ states, $X_0(2900)$ and $X_1(2900)$ have called many attentions, and there are several different theoretical interpretations about their nature, such as the compact tetraquark [9–13], molecular structure interpretations [14–22], or triangle singularity [23].

Recently, the LHCb Collaboration has reported two new states $T_{c\bar{s}0}(2900)^0$ and $T_{c\bar{s}0}(2900)^{++}$ in the $D_s^+ \pi^-$ and $D_s^+ \pi^+$ invariant mass distributions of the processes $B^0 \rightarrow \bar{D}^0 D_s^+ \pi^-$ and $B^+ \rightarrow D^- D_s^+ \pi^+$ decays, respectively [24, 25], where the significance is found to be 8.0σ for the $T_{c\bar{s}0}(2900)^0$ state and 6.5σ for the $T_{c\bar{s}0}(2900)^{++}$ state. Their masses and widths are determined as,

$$\begin{aligned} M_{T_{c\bar{s}0}(2900)^0} &= (2892 \pm 14 \pm 15) \text{ MeV}, \\ \Gamma_{T_{c\bar{s}0}(2900)^0} &= (119 \pm 26 \pm 13) \text{ MeV}, \\ M_{T_{c\bar{s}0}(2900)^{++}} &= (2921 \pm 17 \pm 20) \text{ MeV}, \\ \Gamma_{T_{c\bar{s}0}(2900)^{++}} &= (137 \pm 32 \pm 17) \text{ MeV}, \end{aligned} \quad (1)$$

respectively. Their masses and widths are close to each other, which implies that $T_{c\bar{s}0}(2900)^0$ and $T_{c\bar{s}0}(2900)^{++}$ with the fla-

vor components $c\bar{s}ud$ and $c\bar{s}u\bar{d}$ should be two of the isospin triplet.

Some interpretations for their structure are proposed theoretically such as the ‘genuine’ tetraquark state [26–28], the molecular state [29, 30]. Since the $T_{c\bar{s}0}(2900)$ lies close to the thresholds of $D_s^* \rho$ and $D^* K^*$, the two-hadron continuum is expected to be of relevant for its existence, which make the $T_{c\bar{s}0}(2900)$ natural candidate for the molecular state [31, 32]. In Ref. [30], the authors argue that $T_{c\bar{s}0}(2900)^{++}$ and $T_{c\bar{s}0}(2900)^0$ may be modelled as molecules $D_s^{*+} \rho^+$ and $D_s^{*+} \rho^-$, respectively, using two-point sum rule method. In addition, the $T_{c\bar{s}0}(2900)$ also can be considered as a virtual state created by the $D_s^* \rho$ and $D^* K^*$ interactions in coupled channels [33], and the further analysis of the $D^* K^*$ interaction in a coupled-channel approach favors the $T_{c\bar{s}0}(2900)$ as a bound/virtual state [29]. Thus, in this work we would like to study the production of $T_{c\bar{s}0}(2900)$ with the molecular scenario, which is expected to be checked by future experiments.

As we known, many candidates of the exotic states were observed in the decays of B meson, and Belle and LHCb Collaborations have accumulated many events of B mesons, which provides an important lab to study the hadron resonances [3, 34–39]. For instance, we have proposed to search for the open-flavor tetraquark $T_{c\bar{s}0}(2900)^{++}$ in the process $B^+ \rightarrow K^+ D^+ D^-$ by assuming $T_{c\bar{s}0}(2900)^{++}$ as a $D^{*+} K^{*+}$ molecular state in Ref. [40]. According to the Review of Particle Physics (RPP) [41], one can find that the branching fraction of the process $B^+ \rightarrow D_s^- \pi^+ K^+$ is $(1.80 \pm 0.22) \times 10^{-4}$, in the same order of magnitude with the branching fraction of the process $B^+ \rightarrow D^- D^+ K^+$ [$(2.2 \pm 0.7) \times 10^{-4}$], which implies that it is reasonable to search for the $T_{c\bar{s}0}(2900)$ in the process $B^+ \rightarrow D_s^- \pi^+ K^+$.

It should be pointed out that the processes $B^+ \rightarrow D_s^- \pi^+ K^+$ and $B^- \rightarrow D_s^+ \pi^- K^-$ have been measured by the BABAR [42] and Belle Collaborations [43], and the $D_s^+ K^+$ invariant mass distributions exhibit strong enhancements near the threshold. The same threshold enhancements have also appeared in the $D_s K$ invariant mass distribution in the processes $B^0 \rightarrow D_s^- K_s^0 \pi^+$ and $B^+ \rightarrow D_s^- K^+ K^+$ [44], which could be due to the contribution from the high pole of the $D_0^*(2300)$ with two-pole

* lidm@zzu.edu.cn

† chendy@seu.edu.cn

‡ wangen@zzu.edu.cn

structure in the unitarized chiral perturbation theory [45, 46]¹.

Thus, in this work we would investigate the process $B^- \rightarrow D_s^+ K^- \pi^-$ by taking into account the S -wave $D_s^{*+} \rho^-$ and $D^{*0} K^{*0}$ interactions, which will generate the resonance $T_{c\bar{s}0}(2900)$. In addition, we will also consider the contribution from the S -wave pseudoscalar meson-pseudoscalar meson interactions within the unitary chiral approach, which will dynamically generate the resonance $D_0^*(2300)$.

This paper is organized as follows. In Sec. II, we present the theoretical formalism of the process $B^- \rightarrow D_s^+ K^- \pi^-$. Numerical results and discussion are shown in Sec. III. Finally, we give a short summary in the last section.

II. FORMALISM

In this section, we will present the theoretical formalism of the process $B^- \rightarrow D_s^+ K^- \pi^-$. The reaction mechanism via the intermediate state $T_{c\bar{s}0}(2900)$ is given in Sec. II A, while the mechanism via the intermediate state $D_0^*(2300)$ is given in Sec. II B. Finally, we give the formalism of the invariant mass distributions of the process $B^- \rightarrow D_s^+ K^- \pi^-$ in Sec. II C.

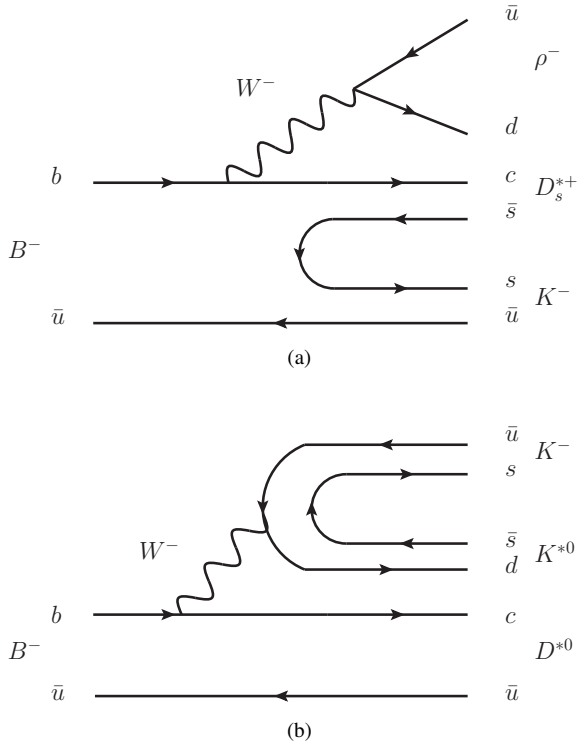


FIG. 1. Quark level diagrams for the process $B^- \rightarrow \rho^- D_s^+ K^-$ via the W^- external emission (a), and the process $B^- \rightarrow K^{*0} D^{*0} K^-$ via the W^- external emission (b).

A. The $T_{c\bar{s}0}(2900)$ role in $B^- \rightarrow D_s^+ K^- \pi^-$

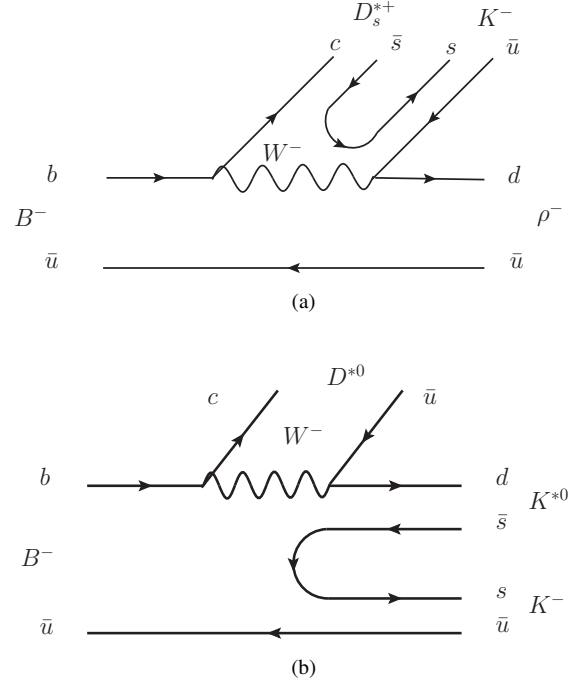


FIG. 2. Quark level diagrams for the process $B^- \rightarrow \rho^- D_s^+ K^-$ process via the W^- internal emission (a), and the process $B^- \rightarrow K^{*0} D^{*0} K^-$ via the W^- internal emission (b).

Taking into account that $T_{c\bar{s}0}(2900)$ could be explained as the molecular state of the $D_s^* \rho$ and $D^* K^*$ interactions [33], we first need to produce the states $D_s^{*+} \rho^- K^-$ and $D^{*0} K^{*0} K^-$ via the external W^- emission mechanism and the internal W^- emission mechanism, as depicted in Figs. 1 and 2, respectively.

In analogy to Refs. [34, 47–51], as depicted in Fig. 1(a), the b quark of the initial B^- meson weakly decays into a c quark and a W^- boson, then the W^- boson decays into $\bar{u}d$ quarks. The $\bar{u}d$ pair from the W^- boson will hadronize into ρ^- , while the \bar{u} quark of the initial B^- meson and the c quark, together with the $\bar{s}s$ created from vacuum, hadronize into K^- and D_s^+ . On the other hand, as shown in Fig. 1(b), the $\bar{u}d$ quarks from the W^- boson, together with the $s\bar{s}$ created from vacuum, hadronize into K^- and K^{*0} , while the c quark and the \bar{u} from the initial B^- meson could hadronize into the D^{*0} .

In Fig. 2(a), the c quark from the B^- and the \bar{u} from the W^- boson, together with the $\bar{s}s$ created from vacuum, hadronize into D_s^+ and K^- , while the d quark from the W^- boson and the \bar{u} quark of the initial B^- meson, hadronize into vector meson ρ^- . On the other hand, the c quark from the B^- and the \bar{u} from the W^- boson could also hadronize into a D^{*0} , while the d quark from the W^- boson and the \bar{u} quark of the initial B^- meson, together with the $\bar{s}s$ created from vacuum, hadronize into mesons $K^{*0} K^-$, as shown in Fig. 2(b). It should be pointed out that the mechanisms of Figs. 2(a) and 2(b) are $1/N_c$ suppressed with respect to the ones of Fig. 1.

¹ The state $D_0^*(2300)$ was denoted as $D_0^*(2400)$ in previous versions of RPP, and more discussions about this state can be found in the review ‘Heavy Non- $q\bar{q}$ mesons’ of RPP [41].

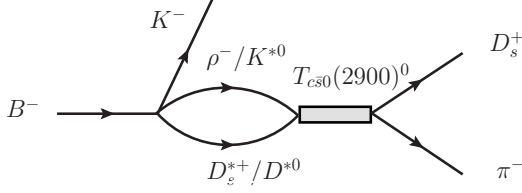


FIG. 3. The mechanisms of the process $B^- \rightarrow D_s^+ K^- \pi^-$ via the S -wave $\rho^- D_s^{*+}$ and $D^{*0} K^{*0}$ interactions.

Then, the S -wave interactions of $\rho^- D_s^{*+}$ and $D^{*0} K^{*0}$ will give rise to the $T_{c\bar{3}0}(2900)^0$ state, which could decay into the final state $D_s^+ \pi^-$, as depicted in Fig. 3. The transition amplitude for the process $B^- \rightarrow V_1 V_2 K^-$ ($V_1 V_2 = \rho^- D_s^{*+}$ or $D^{*0} K^{*0}$) could be written as,

$$\tilde{\mathcal{T}} = Q(C+1)\tilde{\epsilon}(V_1) \cdot \tilde{\epsilon}(V_2), \quad (2)$$

where $\tilde{\epsilon}(V_1)$ and $\tilde{\epsilon}(V_2)$ are the polarization vectors of $\rho^- D_s^{*+}$ (or $D^{*0} K^{*0}$), and we have the relation of $\sum_{\text{pol}} \epsilon_i(V)\epsilon_j(V) = \delta_{ij}$. The constant Q includes all the dynamical factors of the weak decay of Fig. 2², while the factor $C = 3$ corresponds to the relative weight of the W^- external emission mechanism (Fig. 1) with respect to the W^- internal emission mechanism (Fig. 2) [52–55]. Thus, one could easily obtain the expression of the Q as follows,

$$Q^2 \approx \frac{\Gamma_{B^-} \mathcal{B}(B^- \rightarrow D^{*0} K^{*0} K^-)}{\int \frac{3}{(2\pi)^3} \frac{(C+1)^2}{4M_{B^-}^2} p_{K^*} \tilde{p}_K dM_{\text{inv}}(D^{*0} K^{*0})}. \quad (3)$$

Since the branching fraction is measured to be $\mathcal{B}(B^- \rightarrow D^{*0} K^{*0} K^-) = (1.5 \pm 0.4) \times 10^{-3}$ [41], we could roughly estimate $Q^2 = 1.71 \times 10^{-13}$ neglecting the contributions from the possible intermediate resonances.

By taking into account the contributions from the S -wave $\rho^- D_s^{*+}$ and $D^{*0} K^{*0}$ interactions of Fig. 3, the amplitude could be expressed as,

$$\begin{aligned} \mathcal{T}^{T_{c\bar{3}0}^0} &= Q\tilde{\epsilon}(V_1) \cdot \tilde{\epsilon}(V_2) \\ &\times (C+1) \left[G_{\rho^- D_s^{*+}} t_{\rho^- D_s^{*+} \rightarrow D_s^+ \pi^-} \right. \\ &\quad \left. + G_{D^{*0} K^{*0}} t_{D^{*0} K^{*0} \rightarrow D_s^+ \pi^-} \right], \end{aligned} \quad (4)$$

where $G_{\rho^- D_s^{*+}}$ and $G_{D^{*0} K^{*0}}$ are the loop functions of the coupled channels $\rho^- D_s^{*+}$ and $D^{*0} K^{*0}$, respectively, and $t_{\rho^- D_s^{*+} \rightarrow D_s^+ \pi^-}$ and $t_{D^{*0} K^{*0} \rightarrow D_s^+ \pi^-}$ are the transition amplitudes of $\rho^- D_s^{*+} \rightarrow D_s^+ \pi^-$ and $D^{*0} K^{*0} \rightarrow D_s^+ \pi^-$, respectively. Both of loop functions G_i and transition amplitudes t_{ij} are the functions of the $D_s^+ \pi^-$

invariant mass $M_{D_s^+ \pi^-}$. The two-meson loop function is given by,

$$G_i = i \int \frac{d^4 q}{(2\pi)^4} \frac{1}{q^2 - m_1^2 + i\epsilon} \frac{1}{(P-q)^2 - m_2^2 + i\epsilon}, \quad (5)$$

where m_1 and m_2 are the mesons masses of the i -th coupled channel. q is the four-momentum of the meson 1 in the center of mass frame, and P is the four-momentum of the meson-meson system. In the present work, we use the dimensional regularization method as indicated in Refs. [40, 52], and in this scheme, the two-meson loop function G_i can be expressed as,

$$\begin{aligned} G_i &= \frac{1}{16\pi^2} \left\{ a(\mu) + \ln \frac{m_1^2}{\mu^2} + \frac{s + m_2^2 - m_1^2}{2s} \ln \frac{m_2^2}{m_1^2} \right. \\ &\quad + \frac{|\vec{q}|}{\sqrt{s}} \left[\ln \left(s - (m_2^2 - m_1^2) + 2|\vec{q}| \sqrt{s} \right) \right. \\ &\quad + \ln \left(s + (m_2^2 - m_1^2) + 2|\vec{q}| \sqrt{s} \right) \\ &\quad - \ln \left(-s + (m_2^2 - m_1^2) + 2|\vec{q}| \sqrt{s} \right) \\ &\quad \left. \left. - \ln \left(-s - (m_2^2 - m_1^2) + 2|\vec{q}| \sqrt{s} \right) \right] \right\}, \end{aligned} \quad (6)$$

where $s = P^2 = M_{\text{inv}}^2(D_s^+ \pi^-)$, and \vec{q} is the three-momentum of the meson in the centre of mass frame, which reads,

$$|\vec{q}| = \frac{\sqrt{[s - (m_1 + m_2)^2][s - (m_1 - m_2)^2]}}{2\sqrt{s}}, \quad (7)$$

here we take $\mu_{\rho^- D_s^{*+}} = \mu_{D^{*0} K^{*0}} = 1500$ MeV, and $a_{\rho^- D_s^{*+}} = a_{D^{*0} K^{*0}} = -1.474$, which are the same as those used in the study of the $\rho^- D_s^{*+}$ interaction [8, 33] and the $D^{*0} K^{*0}$ interaction [33, 40, 56]. And the transition amplitudes are given by,

$$t_{\rho^- D_s^{*+} \rightarrow D_s^+ \pi^-} = \frac{g_{T_{c\bar{3}0}^0, \rho^- D_s^{*+}} g_{T_{c\bar{3}0}^0, D_s^+ \pi^-}}{M_{D_s^+ \pi^-}^2 - m_{T_{c\bar{3}0}^0}^2 + im_{T_{c\bar{3}0}^0} \Gamma_{T_{c\bar{3}0}^0}}, \quad (8)$$

$$t_{D^{*0} K^{*0} \rightarrow D_s^+ \pi^-} = \frac{g_{T_{c\bar{3}0}^0, D^{*0} K^{*0}} g_{T_{c\bar{3}0}^0, D_s^+ \pi^-}}{M_{D_s^+ \pi^-}^2 - m_{T_{c\bar{3}0}^0}^2 + im_{T_{c\bar{3}0}^0} \Gamma_{T_{c\bar{3}0}^0}}, \quad (9)$$

where the $m_{T_{c\bar{3}0}^0}$ and $\Gamma_{T_{c\bar{3}0}^0}$ are given by Refs. [24, 25]. The constant $g_{T_{c\bar{3}0}^0, D^{*0} K^{*0}}$ corresponds to the coupling between $T_{c\bar{3}0}(2900)^0$ and its components $D^{*0} K^{*0}$, which could be related to the binding energy by the Weinberg compositeness criterion [40, 57–59],

$$g_{T_{c\bar{3}0}^0, D^* K^*}^2 = 16\pi(m_{D^*} + m_{K^*})^2 \tilde{\lambda}^2 \sqrt{\frac{2\Delta E}{\mu}}, \quad (10)$$

where $\tilde{\lambda} = 1$ gives the probability to find the molecular component in the physical states. In this work we assume $T_{c\bar{3}0}(2900)^0$ as the $D^* K^*$ molecular state, and neglect possible $D_s^* \rho$ component, as done in Ref. [40]. $\Delta E = m_{D^*} + m_{K^*} - m_{T_{c\bar{3}0}^0}$ denotes the binding energy, and $\mu = m_{D^*} m_{K^*} / (m_{D^*} + m_{K^*})$ is

² The factor Q should weakly depend on the invariant mass of the vector-vector system, which does not influence the possible peak structure of $T_{c\bar{3}0}(2900)$. In addition, in this work we mainly focus on the intermediate resonances generated by the final state interactions, the parameter Q is assumed to be constant and independent of the final state interactions, as done in Refs. [17, 23, 34–36].

the reduced mass. Here we obtain $g_{T_{c\bar{s}0}, D^{*0}K^{*0}} = 8809$ MeV with Eq. (10).

Since the mass of $T_{c\bar{s}0}(2900)^0$ is larger than the thresholds of $D_s^*\rho$ and $D_s\pi$, the coupling constants $g_{T_{c\bar{s}0}, \rho^- D_s^{*+}}$ and $g_{T_{c\bar{s}0}, D_s^+ \pi^-}$ could be obtained from the partial widths of $T_{c\bar{s}0}(2900)^0 \rightarrow \rho^- D_s^{*+}$ and $T_{c\bar{s}0}(2900)^0 \rightarrow D_s^+ \pi^-$, respectively, which could be expressed as follows,

$$\Gamma_{T_{c\bar{s}0} \rightarrow \rho^- D_s^{*+}} = \frac{3}{8\pi} \frac{1}{m_{T_{c\bar{s}0}}^2} |g_{T_{c\bar{s}0}, \rho^- D_s^{*+}}|^2 |\vec{q}_\rho|, \quad (11)$$

$$\Gamma_{T_{c\bar{s}0} \rightarrow D_s^+ \pi^-} = \frac{1}{8\pi} \frac{1}{m_{T_{c\bar{s}0}}^2} |g_{T_{c\bar{s}0}, D_s^+ \pi^-}|^2 |\vec{q}_{\pi^-}|, \quad (12)$$

where

$$|\vec{q}_\rho| = \frac{\lambda^{1/2}(m_{T_{c\bar{s}0}}^2, m_{D_s^{*+}}^2, m_{\rho^-}^2)}{2m_{T_{c\bar{s}0}}}, \quad (13)$$

$$|\vec{q}_{\pi^-}| = \frac{\lambda^{1/2}(m_{T_{c\bar{s}0}}^2, m_{D_s^+}^2, m_{\pi^-}^2)}{2m_{T_{c\bar{s}0}}}. \quad (14)$$

with the Källén function $\lambda(x, y, z) = x^2 + y^2 + z^2 - 2xy - 2yz - 2zx$. In Ref. [60], the partial widths of decay modes $\rho^- D_s^{*+}$ and $D_s^+ \pi^-$ were estimated to be (2.96 ~ 5.3) MeV and (0.55 ~ 8.35) MeV, respectively. In the present work, we take the center values of the decay widths $\Gamma_{T_{c\bar{s}0} \rightarrow \rho^- D_s^{*+}} = 4.13$ MeV and $\Gamma_{T_{c\bar{s}0} \rightarrow D_s^+ \pi^-} = 4.45$ MeV [60], from which we can obtain the coupling constants $g_{T_{c\bar{s}0}, \rho^- D_s^{*+}} = 2007$ MeV and $g_{T_{c\bar{s}0}, D_s^+ \pi^-} = 1104$ MeV, respectively. One can find that the coupling of $g_{T_{c\bar{s}0}, D^{*0}K^{*0}}$ is larger than two other couplings, which implies that the D^*K^* component plays the dominant role for $T_{c\bar{s}0}(2900)^0$.

B. The $D_0^*(2300)$ role in $B^- \rightarrow D_s^+ K^- \pi^-$

In this subsection, we will consider the contribution from the S -wave $D_s^+ K^-$ final state interaction. As shown in Fig. 4, the b quark of the initial B^- weakly decays into a c quark and a W^- boson, then the W^- boson subsequently decays into a $\bar{u}d$ quark pair, which will hadronize into a π^- meson. The c quark from the B^- decay and the \bar{u} quark of the initial B^- , together with the quark pair $\bar{q}q = \bar{u}u + \bar{d}d + \bar{s}s$ created from the vacuum with the quantum numbers $J^{PC} = 0^{++}$, hadronize into hadrons pairs, as follows,

$$\sum_i c(\bar{u}u + \bar{d}d + \bar{s}s)\bar{u} = \sum_{i=1}^3 P_{4i} P_{i1}, \quad (15)$$

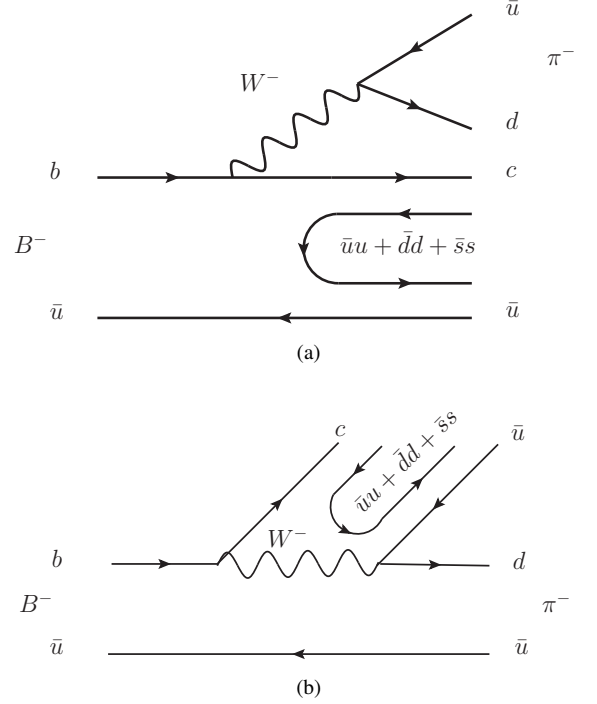


FIG. 4. Quark level diagrams for the $B^- \rightarrow \pi^- c(\bar{u}u + \bar{d}d + \bar{s}s)\bar{u}$ process. (a) The W^- external emission, (b) the W^- internal emission.

where $i = 1, 2, 3$ correspond to the $u, d,$ and s quarks, respectively, and P is the U(4) matrix of the pseudoscalar mesons,

$$P = \begin{pmatrix} \frac{\pi^0}{\sqrt{2}} + \frac{\eta}{\sqrt{3}} + \frac{\eta'}{\sqrt{6}} & \pi^+ & K^+ & \bar{D}^0 \\ \pi^- & -\frac{\pi^0}{\sqrt{2}} + \frac{\eta}{\sqrt{3}} + \frac{\eta'}{\sqrt{6}} & K^0 & D^- \\ K^- & \bar{K}^0 & -\frac{\eta}{\sqrt{3}} + \frac{2\eta'}{\sqrt{6}} & D_s^- \\ D^0 & D^+ & D_s^+ & \eta_c \end{pmatrix}, \quad (16)$$

where we have taken the approximate $\eta - \eta'$ mixing from Ref. [61].³

Then, we could have all the possible pseudoscalar- pseudoscalar pairs after the hadronization,

$$H = \pi^- \left(\frac{1}{\sqrt{2}} D^0 \pi^0 + \frac{1}{\sqrt{3}} D^0 \eta + D^+ \pi^- + D_s^+ K^- \right). \quad (17)$$

With the isospin multiplets of $(D^+, -D^0)$, (\bar{D}^0, D^-) , and $(-\pi^+, \pi^0, \pi^-)$, we have,

$$\begin{aligned} D^0 \pi^0 &= - \left| \frac{1}{2}, -\frac{1}{2} \right\rangle |1, 0\rangle \\ &= - \sqrt{\frac{2}{3}} \left| \frac{3}{2}, -\frac{1}{2} \right\rangle + \sqrt{\frac{1}{3}} \left| \frac{1}{2}, -\frac{1}{2} \right\rangle, \end{aligned} \quad (18)$$

³ According to PRR [41], the mixing angle is between -10° and -20° , and a recent Lattice calculations support the value $\theta_P = -14.1^\circ \pm 2.8^\circ$ by reproducing the masses of the η and η' [62]. In this work, we adopt the mixing from Ref. [61], $\eta \sim \frac{1}{\sqrt{3}}(u\bar{u} + d\bar{d} - s\bar{s})$ and $\eta' \sim \frac{1}{\sqrt{6}}(u\bar{u} + d\bar{d} + 2s\bar{s})$.

$$\begin{aligned}
D^+\pi^- &= \left| \frac{1}{2}, \frac{1}{2} \right\rangle |1, -1\rangle \\
&= \sqrt{\frac{1}{3}} \left| \frac{3}{2}, -\frac{1}{2} \right\rangle + \sqrt{\frac{2}{3}} \left| \frac{1}{2}, -\frac{1}{2} \right\rangle, \\
\frac{1}{\sqrt{2}} D^0\pi^0 + D^+\pi^- &= \left(-\sqrt{\frac{2}{3}} \cdot \sqrt{\frac{1}{2}} + \sqrt{\frac{1}{3}} \right) |D\pi > I=\frac{3}{2}\rangle \\
&\quad + \left(\sqrt{\frac{1}{3}} \cdot \sqrt{\frac{1}{2}} + \sqrt{\frac{2}{3}} \right) |D\pi > I=\frac{1}{2}\rangle, \\
&= \sqrt{\frac{3}{2}} |D\pi > I=\frac{1}{2}\rangle.
\end{aligned} \tag{19}$$

$$\begin{aligned}
\frac{1}{\sqrt{2}} D^0\pi^0 + D^+\pi^- &= \left(-\sqrt{\frac{2}{3}} \cdot \sqrt{\frac{1}{2}} + \sqrt{\frac{1}{3}} \right) |D\pi > I=\frac{3}{2}\rangle \\
&\quad + \left(\sqrt{\frac{1}{3}} \cdot \sqrt{\frac{1}{2}} + \sqrt{\frac{2}{3}} \right) |D\pi > I=\frac{1}{2}\rangle, \\
&= \sqrt{\frac{3}{2}} |D\pi > I=\frac{1}{2}\rangle.
\end{aligned} \tag{20}$$

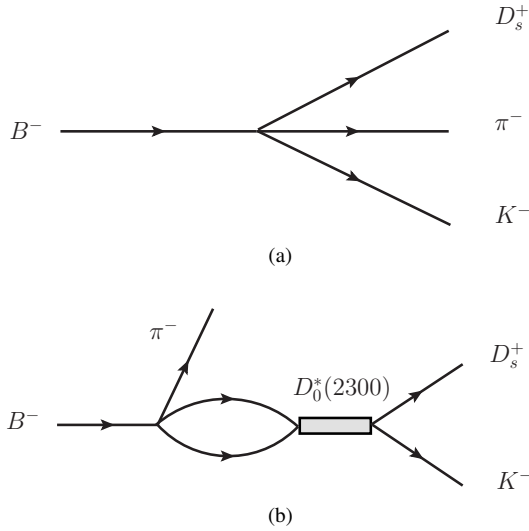


FIG. 5. The mechanisms of the $B^- \rightarrow D_s^+ K^- \pi^-$ decay. (a) Tree diagram, (b) the mechanism of the S -wave meson-meson interactions.

In the isospin basis, we can obtain the $D\pi(I = 1/2)$, $D\eta(I = 1/2)$, and $D_s\bar{K}(I = 1/2)$ channels

$$H = \pi^- \left(\sqrt{\frac{3}{2}} D\pi + \frac{1}{\sqrt{3}} D^0\eta + D_s^+ K^- \right). \tag{21}$$

Then, the process $B^- \rightarrow D_s^+ K^- \pi^-$ decay could happen via the tree diagram of Fig. 5(a), and the S -wave meson-meson interaction of Fig. 5(b), and the amplitude could be expressed as,

$$\begin{aligned}
\mathcal{T}^{D_0^*(2300)} &= Q'(C+1)(h_{D_s\bar{K}} + \sum_i h_i G_i t_{i \rightarrow D_s\bar{K}}) \\
&= \mathcal{T}^{\text{tree}} + \mathcal{T}^S,
\end{aligned} \tag{22}$$

where the constant Q' includes all the dynamical factors of the weak decay, and $i = 1, 2, 3$ correspond to the $D\pi$, $D\eta$, $D_s\bar{K}$, respectively,

$$h_{D\pi} = \sqrt{\frac{3}{2}}, \quad h_{D\eta} = \sqrt{\frac{1}{3}}, \quad h_{D_s\bar{K}} = 1. \tag{23}$$

The factor $C = 3$ corresponds to the relative weight of the W^- external emission mechanism [Fig. 4(a)] with respect to the W^- internal emission mechanism [Fig. 4(b)]. With the amplitude of Eq. (22), the Q' is given by,

$$\begin{aligned}
\Gamma_{B^-} \mathcal{B}(B^- \rightarrow D_s^+ K^- \pi^-) &= Q'^2 \int \frac{1}{(2\pi)^3} \frac{(C+1)^2}{4M_B^2} p_\pi \tilde{p}_K \\
&\quad \times |h_{D_s\bar{K}} + \sum_i h_i G_i t_{i \rightarrow D_s\bar{K}}|^2 dM_{\text{inv}}(D_s^+ K^-).
\end{aligned} \tag{24}$$

According to the experimental measurements of $\mathcal{B}(B^- \rightarrow D_s^+ K^- \pi^-) = (1.80 \pm 0.22) \times 10^{-4}$ [41], we could roughly estimate $Q'^2 = 1.81 \times 10^{-12}$.

The G_i in Eq. (22) is the loop function of the meson-meson system, and $t_{i \rightarrow D_s\bar{K}}$ are the scattering matrices of the coupled channels. The transition amplitude of $t_{i \rightarrow D_s\bar{K}}$ is obtained by solving the Bethe-Salpeter equation,

$$T = [1 - VG]^{-1} V. \tag{25}$$

The transition potential V_{ij} is taken from Refs. [63, 64],

$$\begin{aligned}
V_{ij} &= \frac{1}{4f_\pi^2} C_{ij} (s - u) \\
&= \frac{C_{ij}}{4f_\pi^2} (2s - m_2^2 - m_4^2 - 2E_1 E_3),
\end{aligned} \tag{26}$$

where the coefficients are given as,

$$C_{ij} = \begin{pmatrix} -2 & 0 & -\sqrt{\frac{3}{2}} \\ 0 & 0 & -\sqrt{\frac{3}{2}} \\ -\sqrt{\frac{3}{2}} & -\sqrt{\frac{3}{2}} & -1 \end{pmatrix}, \tag{27}$$

with $f_\pi = 93$ MeV. The loop function G_i in Eq. (25) is given by the dimensional regularization method, as shown by Eq. (5), and we take $\mu = 1000$ MeV and $a = -1.88$ [64].

C. Invariant Mass Distribution

With above the formalism, one can write down the invariant mass distribution for the $B^- \rightarrow D_s^+ K^- \pi^-$,

$$\frac{d^2\Gamma}{dM_{D_s^+ K^-} dM_{D_s^+ \pi^-}} = \frac{1}{(2\pi)^3} \frac{2M_{D_s^+ K^-} 2M_{D_s^+ \pi^-}}{32M_B^3} |\mathcal{T}^{\text{total}}|^2, \tag{28}$$

where the modulus squared of the total amplitude is,

$$|\mathcal{T}^{\text{total}}|^2 = \left| \mathcal{T}^{T_{\pi 0}^0} e^{i\phi} + \mathcal{T}^{D_0^*(2300)} \right|^2, \tag{29}$$

with a phase ϕ between two terms. For a given value of invariant mass M_{12} , the range of invariant mass M_{23} is determined by [41],

$$\begin{aligned}
(m_{23}^2)_{\min} &= (E_2^* + E_3^*)^2 - \left(\sqrt{E_2^{*2} - m_2^2} + \sqrt{E_3^{*2} - m_3^2} \right)^2, \\
(m_{23}^2)_{\max} &= (E_2^* + E_3^*)^2 - \left(\sqrt{E_2^{*2} - m_2^2} - \sqrt{E_3^{*2} - m_3^2} \right)^2,
\end{aligned} \tag{30}$$

where E_2^* and E_3^* are the energies of particles 2 and 3 in the M_{12} rest frame. E_2^* and E_3^* are written as,

$$\begin{aligned} E_2^* &= \frac{M_{12}^2 - m_1^2 + m_2^2}{2M_{12}}, \\ E_3^* &= \frac{M_{B^-}^2 - M_{12}^2 + m_3^2}{2M_{12}}, \end{aligned} \quad (31)$$

where m_1 , m_2 , and m_3 are the masses of particles 1, 2, and 3, respectively. All the masses and widths of the particles are taken from the RPP [41].

III. NUMERICAL RESULTS

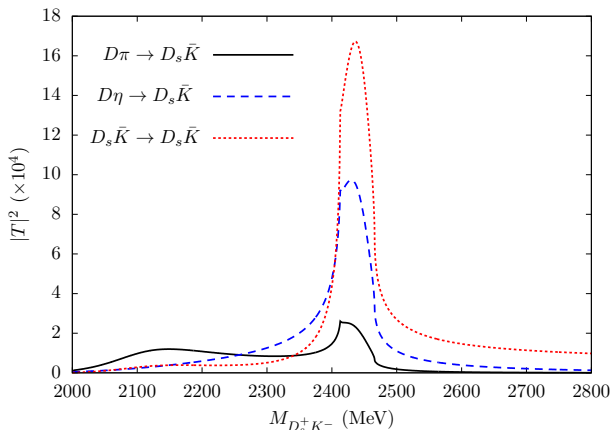


FIG. 6. Modulus squared of the transition amplitudes $t_{i \rightarrow D_s \bar{K}}$ in S -wave.

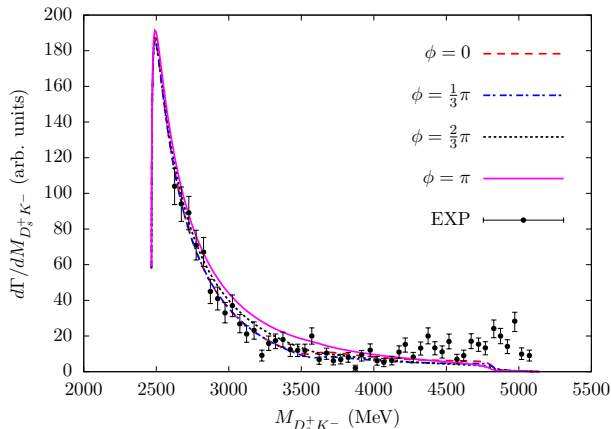


FIG. 7. The $D_s^+ K^-$ invariant mass distribution of the process $B^- \rightarrow D_s^+ K^- \pi^-$ with the interference phase $\phi = 0, \frac{1}{3}\pi, \frac{2}{3}\pi, \text{ and } \pi$. Belle data have been rescaled for comparison [43].

We first show the transition amplitude $t_{i \rightarrow D_s \bar{K}}$ of Eq. (25) in Fig. 6. The red-dotted curve shows the modulus squared of the transition amplitude $t_{D_s \bar{K} \rightarrow D_s \bar{K}}$, the blue-dashed curve shows

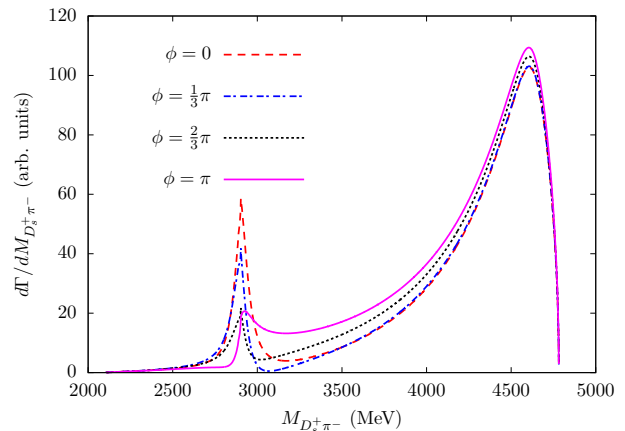


FIG. 8. The $D_s^+ \pi^-$ invariant mass distribution of the process $B^- \rightarrow D_s^+ K^- \pi^-$ with the interference phase $\phi = 0, \frac{1}{3}\pi, \frac{2}{3}\pi, \text{ and } \pi$.

the modulus squared of the transition amplitude $t_{D\eta \rightarrow D_s \bar{K}}$, and the black-solid curve shows the modulus squared of the transition amplitude $t_{D\pi \rightarrow D_s \bar{K}}$. One can find that the modulus squared of the transition amplitude $|t_{D\pi \rightarrow D_s \bar{K}}|^2$ has two peaks around 2100 MeV and 2450 MeV, respectively, in consistent with the conclusion of Ref. [63]. Since the lower pole is far from the $D_s \bar{K}$ threshold, the enhancement structure near the $D_s \bar{K}$ threshold of the process $B^- \rightarrow D_s^+ K^- \pi^-$ should be mainly due to the contribution from the high pole.

In our formalism, we only have one free parameter, the phase ϕ of Eq. (29). Thus, we present our results of the $D_s^+ K^-$ and $D_s^+ \pi^-$ invariant mass distributions with the different values of phase $\phi = 0, \frac{1}{3}\pi, \frac{2}{3}\pi, \text{ and } \pi$ in Figs. 7 and 8, respectively. We also show the Belle measurements on the $D_s^+ K^-$ invariant mass distribution of the $B^- \rightarrow D_s^+ K^- \pi^-$ events in Fig. 7, where the Belle data have been rescaled for comparison [43]⁴. One can find that, with different values of the phase ϕ , our results of the $D_s^+ K^-$ invariant mass distributions are in good agreement with the Belle measurements in the region 2600 ~ 4000 MeV, and the enhancement near the threshold should be due to the resonance $D_0^*(2300)$. In Fig. 8, one can find a clear peak around 2900 MeV of the $D_s^+ \pi^-$ invariant mass distribution, which could be associated to the $T_{c\bar{s}0}(2900)$, and the lineshape of the peak is distorted by the interference with different values of phase ϕ .

However, in the high energy region of the $D_s^+ K^-$ invariant mass distribution of Fig. 7, our results are smaller than the Belle measurements [43], which implies that the contribution from the $T_{c\bar{s}0}(2900)$ may be underestimated. Thus, we take the decay width $\Gamma_{T_{c\bar{s}0}^0 \rightarrow D_s^+ \pi^-}$ and the phase ϕ to be free parameters, and fit them to the $D_s^+ K^-$ invariant mass distribution of the Belle measurements [43], and obtain the $\chi^2/N_{dof} = 3.39$, and the fitted parameters $\Gamma_{T_{c\bar{s}0}^0 \rightarrow D_s^+ \pi^-} = (10.45 \pm 1.31)$ MeV and $\phi = (0.35 \pm 0.09)\pi$, where the width $\Gamma_{T_{c\bar{s}0}^0 \rightarrow D_s^+ \pi^-} =$

⁴ The first three data of Belle are lower than our predictions, which may be due to the lower detection efficiencies [43], and we do not show them here.

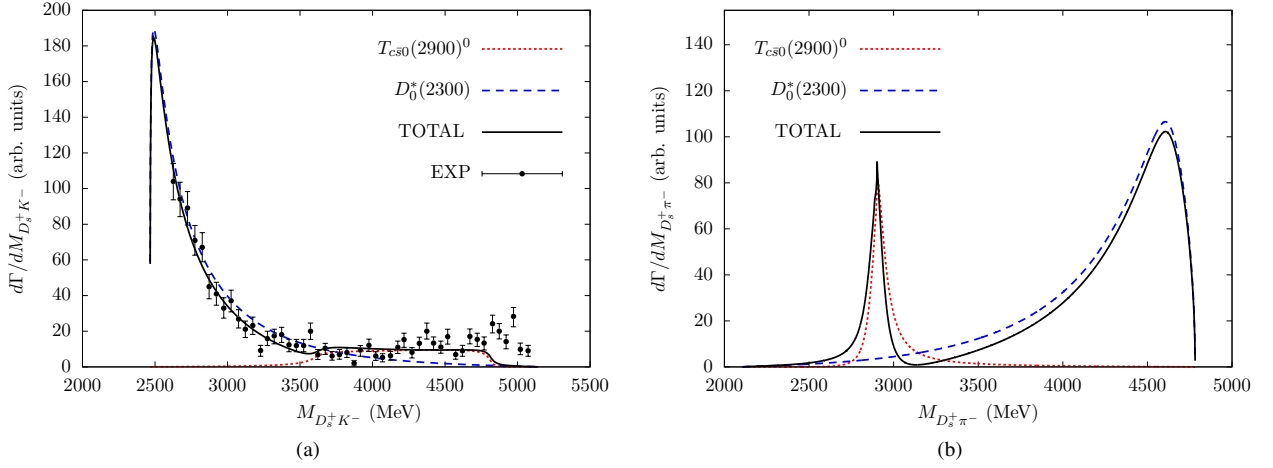


FIG. 9. The $D_s^+ K^-$ (a) and $D_s^+ \pi^-$ (b) invariant mass distributions of the process $B^- \rightarrow D_s^+ K^- \pi^-$ with the fitted parameters $\Gamma_{T_{cs0}^0 \rightarrow D_s^+ \pi^-} = 10.45$ MeV and $\phi = 0.35\pi$. The Belle data are taken from the Ref. [43].

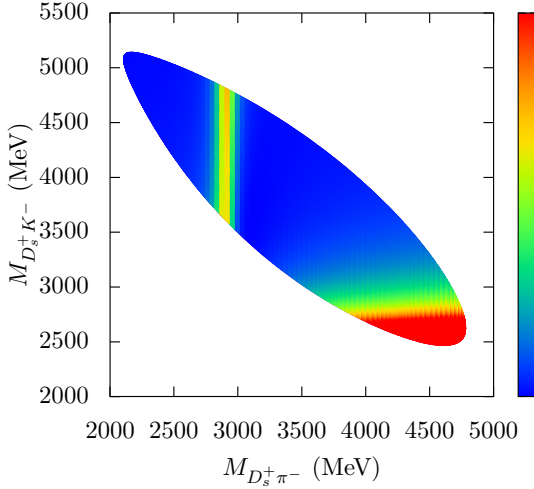


FIG. 10. The Dalitz plot of “ $M_{D_s^+ \pi^-}$ ” vs. “ $M_{D_s^+ K^-}$ ” for the process $B^- \rightarrow D_s^+ K^- \pi^-$ with the fitted parameters $\Gamma_{T_{cs0}^0 \rightarrow D_s^+ \pi^-} = 10.45$ MeV and $\phi = 0.35\pi$.

10.45 ± 1.31 MeV is close to the upper limit of the prediction of Ref. [60]. With these fitted parameters, we have shown the $D_s^+ K^-$ and $D_s^+ \pi^-$ invariant mass distributions in Figs. 9(a) and 9(b), respectively. One can find that, our results of the $D_s^+ K^-$ invariant mass distribution are in good agreement with the Belle measurements in the region 2600~4800 MeV [43], and the peak of the $T_{cs0}(2900)^0$ in the $D_s^+ \pi^-$ invariant mass distribution is more significant. Meanwhile, we also predict the Dalitz plot of “ $M_{D_s^+ \pi^-}$ ” vs. “ $M_{D_s^+ K^-}$ ” for the process $B^- \rightarrow D_s^+ K^- \pi^-$ in Fig. 10, and one can find that the $T_{cs0}(2900)^0$ mainly contributes to the high energy region of the $D_s^+ K^-$ invariant mass distribution. Our predictions could be tested by future measurements.

In this work, we assume the coupling constants appeared in Eqs. (8) and (9) are real and positive. Indeed, the coupling constants could be complex, thus we multiply the Eq. (8) by an interference phase factor $e^{i\phi'}$ to account for this effect. With the fitted parameters $\Gamma_{T_{cs0}^0 \rightarrow D_s^+ \pi^-} = 10.45$ MeV and $\phi = 0.35\pi$, we have presented the $D_s^+ K^-$ and $D_s^+ \pi^-$ invariant mass distributions for phase $\phi' = 0, \frac{1}{3}\pi, \frac{2}{3}\pi, \text{ and } \pi$ in Figs. 11(a) and 11(b), respectively. One can find that, the $D_s^+ K^-$ invariant mass distribution has a minor change, and the strength of the T_{cs0} has some change. However, the most important is that, the peak position does not change, and is always very clear for different values of phase ϕ' .

One may note that the amplitude $\mathcal{T}^{D_0^*(2300)}$ of Eq. (22) has two terms, $\mathcal{T}^{\text{tree}}$ and \mathcal{T}^S . Since the $G_i t_{i \rightarrow D_s \bar{K}}$, involved in the term \mathcal{T}^S , has included the dynamical information and is complex, the extra phase factor between $\mathcal{T}^{\text{tree}}$ and \mathcal{T}^S is not needed. However, in Fig. 12, we also show the results of the $D_s^+ K^-$ and $D_s^+ \pi^-$ invariant mass distributions by multiplying $\mathcal{T}^{\text{tree}}$ by an extra phase factor $e^{i\alpha}$. One could find the line-shapes of the $D_s^+ K^-$ invariant mass distribution with non-zero α are significantly different with the experimental data, which implies that one does not need to consider the extra phase factor between $\mathcal{T}^{\text{tree}}$ and \mathcal{T}^S .

In Ref. [44], the Belle Collaboration has reported the $D_s^- K_s^0$ invariant mass distribution of the process $B^0 \rightarrow D_s^- K_s^0 \pi^+$. With the same formalism as given in this work, we could determine the corresponding $Q^2 = 1.59 \times 10^{-13}$ and $Q^2 = 1.02 \times 10^{-12}$ with the branching fractions $\mathcal{B}(B^0 \rightarrow D_s^- K_s^0 \pi^+) = (1.29 \pm 0.33) \times 10^{-3}$ [41] and $\mathcal{B}(B^0 \rightarrow D_s^- K_s^0 \pi^+) = (0.47 \pm 0.06 \pm 0.05) \times 10^{-4}$ [44]. Furthermore, we obtain the $\chi^2/N_{\text{dof}} = 0.95$, and the $\Gamma_{T_{cs0}^0 \rightarrow D_s^+ \pi^-} = (4.99 \pm 0.01)$ MeV and $\phi = (-0.64 \pm 0.61)\pi$ by fitting to the Belle data. The fitted width is in agreement with the result of Ref. [60], and we show the $D_s^- K_s^0$ and $D_s^- \pi^+$ invariant mass distributions in Fig. 13. One can find that our prediction of the $D_s^- K_s^0$ invariant mass distribution are in good agreement with the Belle data [44], and one peak around 2900 MeV is expected to be observed in the

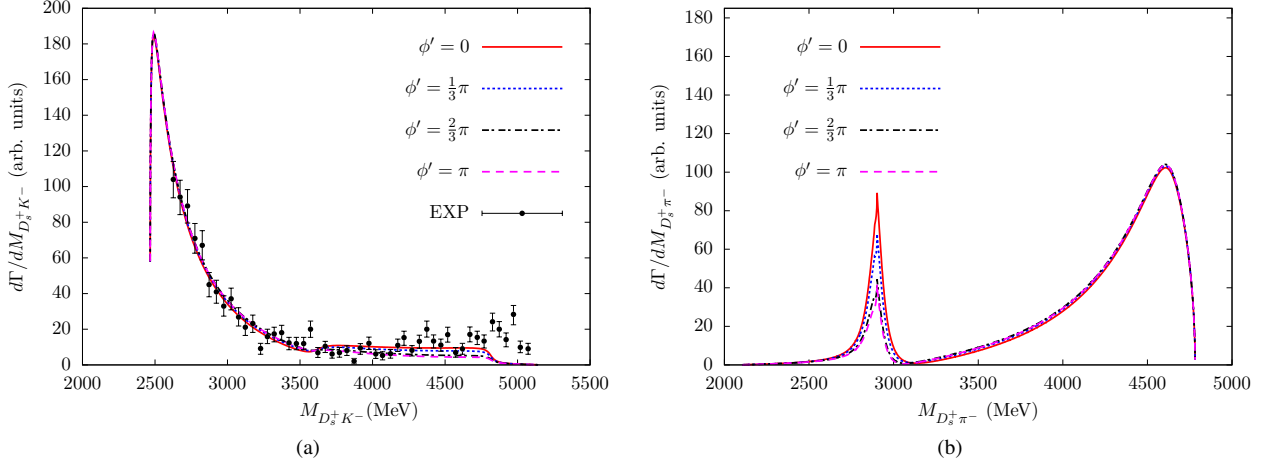


FIG. 11. The $D_s^+ K^-$ (a) and $D_s^+ \pi^-$ (b) invariant mass distributions of the process $B^- \rightarrow D_s^+ K^- \pi^-$ with the fitted parameters $\Gamma_{T_{c\bar{s}0}^0 \rightarrow D_s^+ \pi^-} = 10.45$ MeV and $\phi = 0.35\pi$, where the phase ϕ' is taken to be $\phi' = 0, \frac{1}{3}\pi, \frac{2}{3}\pi$, and π , respectively. The Belle data are taken from the Ref. [43].

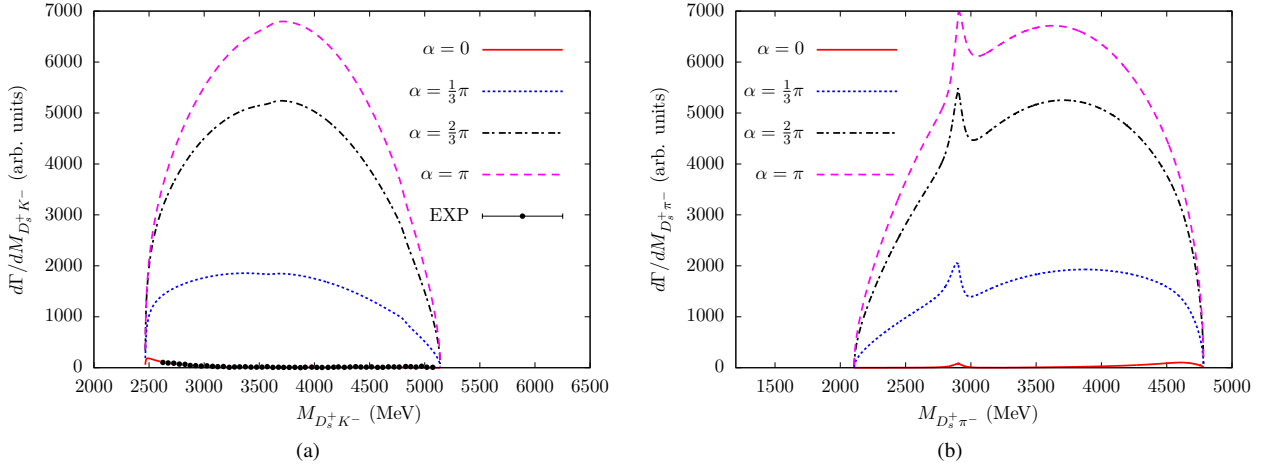


FIG. 12. The $D_s^+ K^-$ (a) and $D_s^+ \pi^-$ (b) invariant mass distributions of the process $B^- \rightarrow D_s^+ K^- \pi^-$ with the fitted parameters $\Gamma_{T_{c\bar{s}0}^0 \rightarrow D_s^+ \pi^-} = 10.45$ MeV and $\phi = 0.35\pi$, where the phase α is taken to be $\alpha = 0, \frac{1}{3}\pi, \frac{2}{3}\pi$, and π , respectively. The Belle data are taken from the Ref. [43].

$D_s^- \pi^+$ invariant mass distribution.

IV. CONCLUSIONS

Recently, the LHCb Collaboration has reported their amplitude analysis of the processes $B^0 \rightarrow \bar{D}^0 D_s^+ \pi^-$ and $B^+ \rightarrow D^- D_s^+ \pi^+$, where two states $T_{c\bar{s}0}(2900)^0$ and $T_{c\bar{s}0}(2900)^{++}$ were observed in the $D_s \pi$ invariant mass distributions. The resonance parameters of these two resonances indicate that they are two of the isospin triplet. Motivated by those observations of the LHCb, we propose to search for the state $T_{c\bar{s}0}(2900)^0$ in the process $B^- \rightarrow D_s^+ K^- \pi^-$.

In the picture of $T_{c\bar{s}0}(2900)$ as a $D^* K^*$ molecular state, we have investigated the process $B^- \rightarrow D_s^+ K^- \pi^-$ by taking into account the S -wave $D_s^* \rho$ and $D^* K^*$ interactions, and the S -wave pseudoscalar meson-pseudoscalar meson interactions,

which dynamically generate the resonance $D_0^*(2300)$. We have found that there is a near-threshold enhancement in the $D_s^+ K^-$ invariant mass distribution, which is in good agreement with the Belle measurements. Indeed, this enhancement structure is mainly due to the high pole of the $D_0^*(2300)$. In addition, a clear peak structure appears around 2900 MeV in the $D_s^+ \pi^-$ invariant mass distribution, which should be associated to the $T_{c\bar{s}0}(2900)$.

Considering that our predictions for the $D_s^+ K^-$ invariant mass distribution are lower than the Belle measurements in the high energy region, we take the decay width $\Gamma_{T_{c\bar{s}0}^0 \rightarrow D_s^+ \pi^-}$ and the phase between two amplitudes ϕ to be free parameters, and obtain $\Gamma_{T_{c\bar{s}0}^0 \rightarrow D_s^+ \pi^-} = (10.45 \pm 1.31)$ MeV and $\phi = (0.35 \pm 0.09)\pi$ by fitting to Belle measurements. Our new results show a more significant peak of $T_{c\bar{s}0}(2900)$ in the $D_s^+ \pi^-$ invariant mass distribution. Furthermore, we have also discussed the

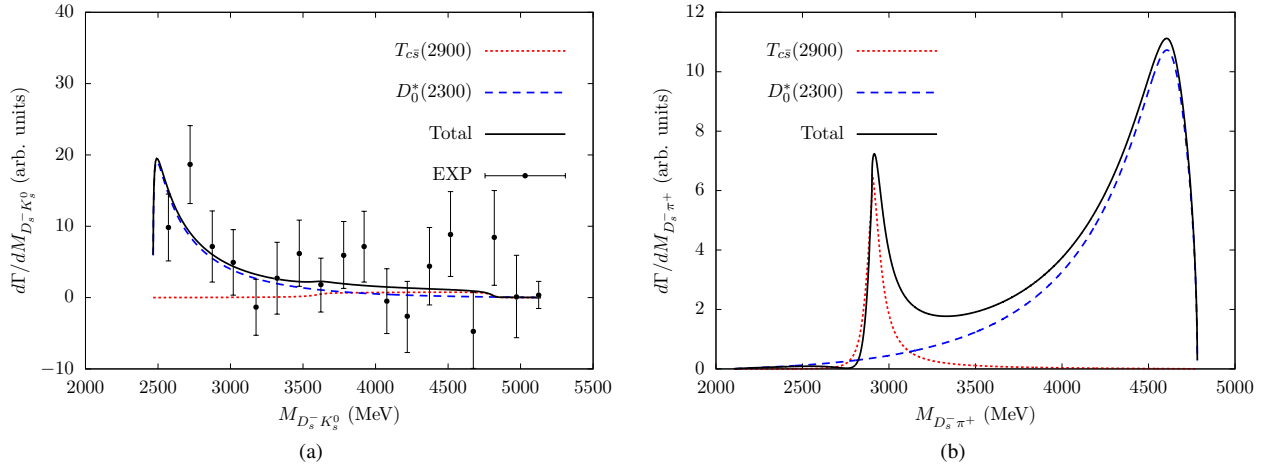


FIG. 13. The $D_s^- K_s^0$ (a) and $D_s^- \pi^+$ (b) invariant mass distributions of the process $B^0 \rightarrow D_s^- K_s^0 \pi^+$ with the fitted parameters $\Gamma_{c\bar{s}0}^{T_{c\bar{s}0}^0 \rightarrow D_s^+ \pi^-} = 4.99$ MeV and $\phi = -0.64\pi$. The Belle data are taken from the Ref. [44].

effects of the interference phase between the coupling constants.

With the formalism presented in this work, we have also analyzed the Belle measurements about the process $B^0 \rightarrow D_s^- K_s^0 \pi^+$. With the fitted parameters $\Gamma_{c\bar{s}0}^{T_{c\bar{s}0}^0 \rightarrow D_s^+ \pi^-} = (4.99 \pm 0.01)$ MeV and $\phi = (-0.64 \pm 0.61)\pi$, our prediction of the $D_s^- K_s^0$ invariant mass distribution are in agreement with the Belle measurements, and one peak around 2900 MeV is expected to be observed in the $D_s^- \pi^+$ invariant mass distribution.

In summary, within some theoretical approximation, our results of the $D_s^+ K^-$ invariant mass distribution could well reproduce near-threshold enhancement structure observed by Belle Collaboration, and the predictions of the $T_{c\bar{s}}(2900)$ peak in the $D_s^+ \pi^-$ could be tested by the LHCb and Belle II experi-

ments in future. The more precise measurements of the process $B^- \rightarrow D_s^+ K^- \pi^-$ would shed light on the nature of the $T_{c\bar{s}0}(2900)^0$ resonance.

ACKNOWLEDGEMENTS

This work is supported by the National Natural Science Foundation of China under Grant Nos. 11775050, 12335001, 12175037, and 12192263, the Natural Science Foundation of Henan under Grant Nos. 222300420554, 232300421140, the Project of Youth Backbone Teachers of Colleges and Universities of Henan Province (2020GGJS017), and the Open Project of Guangxi Key Laboratory of Nuclear Physics and Nuclear Technology, No. NLK2021-08.

-
- [1] S. K. Choi *et al.* [Belle], Phys. Rev. Lett. **91**, 262001 (2003) doi:10.1103/PhysRevLett.91.262001 [arXiv:hep-ex/0309032 [hep-ex]].
- [2] H. X. Chen, W. Chen, X. Liu, Y. R. Liu and S. L. Zhu, Rept. Prog. Phys. **80**, no.7, 076201 (2017) doi:10.1088/1361-6633/aa6420 [arXiv:1609.08928 [hep-ph]].
- [3] H. X. Chen, W. Chen, X. Liu, Y. R. Liu and S. L. Zhu, Rept. Prog. Phys. **86** (2023) no.2, 026201 doi:10.1088/1361-6633/aca3b6 [arXiv:2204.02649 [hep-ph]].
- [4] F. K. Guo, C. Hanhart, U. G. Meißner, Q. Wang, Q. Zhao and B. S. Zou, Rev. Mod. Phys. **90** (2018) no.1, 015004 [erratum: Rev. Mod. Phys. **94** (2022) no.2, 029901] doi:10.1103/RevModPhys.90.015004 [arXiv:1705.00141 [hep-ph]].
- [5] E. Oset, W. H. Liang, M. Bayar, J. J. Xie, L. R. Dai, M. Albaladejo, M. Nielsen, T. Sekihara, F. Navarra and L. Roca, *et al.* Int. J. Mod. Phys. E **25** (2016), 1630001 doi:10.1142/S0218301316300010 [arXiv:1601.03972 [hep-ph]].
- [6] R. Aaij *et al.* [LHCb], Phys. Rev. Lett. **125** (2020), 242001 doi:10.1103/PhysRevLett.125.242001 [arXiv:2009.00025 [hep-ex]].
- [7] R. Aaij *et al.* [LHCb], Phys. Rev. D **102**, 112003 (2020) doi:10.1103/PhysRevD.102.112003 [arXiv:2009.00026 [hep-ex]].
- [8] R. Molina, T. Branz and E. Oset, Phys. Rev. D **82** (2010), 014010 doi:10.1103/PhysRevD.82.014010 [arXiv:1005.0335 [hep-ph]].
- [9] X. G. He, W. Wang and R. Zhu, Eur. Phys. J. C **80** (2020) no.11, 1026 doi:10.1140/epjc/s10052-020-08597-1 [arXiv:2008.07145 [hep-ph]].
- [10] M. Karliner and J. L. Rosner, Phys. Rev. D **102** (2020) no.9, 094016 doi:10.1103/PhysRevD.102.094016 [arXiv:2008.05993 [hep-ph]].
- [11] G. J. Wang, L. Meng, L. Y. Xiao, M. Oka and S. L. Zhu, Eur. Phys. J. C **81** (2021) no.2, 188 doi:10.1140/epjc/s10052-021-08978-0 [arXiv:2010.09395 [hep-ph]].
- [12] G. Yang, J. Ping and J. Segovia, Phys. Rev. D **103** (2021) no.7, 074011 doi:10.1103/PhysRevD.103.074011

- [arXiv:2101.04933 [hep-ph]].
- [13] Z. G. Wang, *Int. J. Mod. Phys. A* **35** (2020) no.30, 2050187 doi:10.1142/S0217751X20501870 [arXiv:2008.07833 [hep-ph]].
- [14] B. Wang and S. L. Zhu, *Eur. Phys. J. C* **82**, no.5, 419 (2022) doi:10.1140/epjc/s10052-022-10396-9 [arXiv:2107.09275 [hep-ph]].
- [15] Y. K. Chen, J. J. Han, Q. F. Lü, J. P. Wang and F. S. Yu, *Eur. Phys. J. C* **81**, no.1, 71 (2021) doi:10.1140/epjc/s10052-021-08857-8 [arXiv:2009.01182 [hep-ph]].
- [16] Q. Y. Lin and X. Y. Wang, *Eur. Phys. J. C* **82**, no.11, 1017 (2022) doi:10.1140/epjc/s10052-022-10995-6 [arXiv:2209.06062 [hep-ph]].
- [17] L. R. Dai, R. Molina and E. Oset, *Phys. Lett. B* **832**, 137219 (2022) doi:10.1016/j.physletb.2022.137219 [arXiv:2202.00508 [hep-ph]].
- [18] C. J. Xiao, D. Y. Chen, Y. B. Dong and G. W. Meng, *Phys. Rev. D* **103** (2021) no.3, 034004 doi:10.1103/PhysRevD.103.034004 [arXiv:2009.14538 [hep-ph]].
- [19] H. X. Chen, W. Chen, R. R. Dong and N. Su, *Chin. Phys. Lett.* **37** (2020) no.10, 101201 doi:10.1088/0256-307X/37/10/101201 [arXiv:2008.07516 [hep-ph]].
- [20] Y. Huang, J. X. Lu, J. J. Xie and L. S. Geng, *Eur. Phys. J. C* **80** (2020) no.10, 973 doi:10.1140/epjc/s10052-020-08516-4 [arXiv:2008.07959 [hep-ph]].
- [21] M. Z. Liu, J. J. Xie and L. S. Geng, *Phys. Rev. D* **102** (2020) no.9, 091502 doi:10.1103/PhysRevD.102.091502 [arXiv:2008.07389 [hep-ph]].
- [22] M. W. Hu, X. Y. Lao, P. Ling and Q. Wang, *Chin. Phys. C* **45**, no.2, 021003 (2021) doi:10.1088/1674-1137/abcfaa [arXiv:2008.06894 [hep-ph]].
- [23] X. H. Liu, M. J. Yan, H. W. Ke, G. Li and J. J. Xie, *Eur. Phys. J. C* **80**, no.12, 1178 (2020) doi:10.1140/epjc/s10052-020-08762-6 [arXiv:2008.07190 [hep-ph]].
- [24] R. Aaij *et al.* [LHCb], *Phys. Rev. Lett.* **131**, no.4, 041902 (2023) [arXiv:2212.02716 [hep-ex]].
- [25] R. Aaij *et al.* [LHCb], *Phys. Rev. D* **108**, no.1, 012017 (2023) [arXiv:2212.02717 [hep-ex]].
- [26] D. K. Lian, W. Chen, H. X. Chen, L. Y. Dai and T. G. Steele, *Eur. Phys. J. C* **84** (2020) no.1, 1 doi:10.1140/epjc/s10052-023-12355-4 [arXiv:2302.01167 [hep-ph]].
- [27] L. Meng, Y. K. Chen, Y. Ma and S. L. Zhu, *Phys. Rev. D* **108** (2023) no.11, 114016 doi:10.1103/PhysRevD.108.114016 [arXiv:2310.13354 [hep-ph]].
- [28] X. S. Yang, Q. Xin and Z. G. Wang, *Int. J. Mod. Phys. A* **38** (2023) no.11, 2350056 doi:10.1142/S0217751X23500562 [arXiv:2302.01718 [hep-ph]].
- [29] M. Y. Duan, M. L. Du, Z. H. Guo, E. Wang and D. Y. Chen, *Phys. Rev. D* **108** (2023) no.7, 074006 doi:10.1103/PhysRevD.108.074006 [arXiv:2307.04092 [hep-ph]].
- [30] S. S. Agaev, K. Azizi and H. Sundu, *J. Phys. G* **50**, no.5, 055002 (2023) doi:10.1088/1361-6471/acc41a [arXiv:2207.02648 [hep-ph]].
- [31] F. K. Guo, C. Hanhart, U. G. Meißner, Q. Wang, Q. Zhao and B. S. Zou, *Rev. Mod. Phys.* **90** (2018) no.1, 015004 [erratum: *Rev. Mod. Phys.* **94** (2022) no.2, 029901] doi:10.1103/RevModPhys.90.015004 [arXiv:1705.00141 [hep-ph]].
- [32] I. Matuschek, V. Baru, F. K. Guo and C. Hanhart, *Eur. Phys. J. A* **57** (2021) no.3, 101 doi:10.1140/epja/s10050-021-00413-y [arXiv:2007.05329 [hep-ph]].
- [33] R. Molina and E. Oset, *Phys. Rev. D* **107**, no.5, 056015 (2023) doi:10.1103/PhysRevD.107.056015 [arXiv:2211.01302 [hep-ph]].
- [34] E. Wang, J. J. Xie, L. S. Geng and E. Oset, *Phys. Rev. D* **97** (2018) no.1, 014017 doi:10.1103/PhysRevD.97.014017 [arXiv:1710.02061 [hep-ph]].
- [35] M. Z. Liu, X. Z. Ling, L. S. Geng, E. Wang and J. J. Xie, *Phys. Rev. D* **106** (2022) no.11, 114011 doi:10.1103/PhysRevD.106.114011 [arXiv:2209.01103 [hep-ph]].
- [36] L. R. Dai, G. Y. Wang, X. Chen, E. Wang, E. Oset and D. M. Li, *Eur. Phys. J. A* **55** (2019) no.3, 36 doi:10.1140/epja/i2019-12706-6 [arXiv:1808.10373 [hep-ph]].
- [37] Y. Zhang, E. Wang, D. M. Li and Y. X. Li, *Chin. Phys. C* **44** (2020) no.9, 093107 doi:10.1088/1674-1137/44/9/093107 [arXiv:2001.06624 [hep-ph]].
- [38] X. Q. Li, L. J. Liu, E. Wang and L. L. Wei, [arXiv:2307.04324 [hep-ph]].
- [39] H. X. Chen, *Phys. Rev. D* **105**, no.9, 094003 (2022) doi:10.1103/PhysRevD.105.094003 [arXiv:2103.08586 [hep-ph]].
- [40] M. Y. Duan, E. Wang and D. Y. Chen, [arXiv:2305.09436 [hep-ph]].
- [41] R. L. Workman *et al.* [Particle Data Group], *PTEP* **2022** (2022), 083C01 doi:10.1093/ptep/ptac097
- [42] B. Aubert *et al.* [BaBar], *Phys. Rev. Lett.* **100** (2008), 171803 doi:10.1103/PhysRevLett.100.171803 [arXiv:0707.1043 [hep-ex]].
- [43] J. Wiechczynski *et al.* [Belle], *Phys. Rev. D* **80** (2009), 052005 doi:10.1103/PhysRevD.80.052005 [arXiv:0903.4956 [hep-ex]].
- [44] J. Wiechczynski *et al.* [Belle], *Phys. Rev. D* **91** (2015) no.3, 032008 doi:10.1103/PhysRevD.91.032008 [arXiv:1411.2035 [hep-ex]].
- [45] M. Albaladejo, P. Fernandez-Soler, F. K. Guo and J. Nieves, *Phys. Lett. B* **767** (2017), 465-469 doi:10.1016/j.physletb.2017.02.036 [arXiv:1610.06727 [hep-ph]].
- [46] M. L. Du, F. K. Guo and U. G. Meißner, *Phys. Rev. D* **99** (2019) no.11, 114002 doi:10.1103/PhysRevD.99.114002 [arXiv:1903.08516 [hep-ph]].
- [47] L. L. Wei, H. S. Li, E. Wang, J. J. Xie, D. M. Li and Y. X. Li, *Phys. Rev. D* **103** (2021), 114013 doi:10.1103/PhysRevD.103.114013 [arXiv:2102.03704 [hep-ph]].
- [48] W. Y. Liu, W. Hao, G. Y. Wang, Y. Y. Wang, E. Wang and D. M. Li, *Phys. Rev. D* **103** (2021) no.3, 034019 doi:10.1103/PhysRevD.103.034019 [arXiv:2012.01804 [hep-ph]].
- [49] J. X. Lu, E. Wang, J. J. Xie, L. S. Geng and E. Oset, *Phys. Rev. D* **93** (2016), 094009 doi:10.1103/PhysRevD.93.094009 [arXiv:1601.00075 [hep-ph]].
- [50] E. Wang, H. X. Chen, L. S. Geng, D. M. Li and E. Oset, *Phys. Rev. D* **93** (2016) no.9, 094001 doi:10.1103/PhysRevD.93.094001 [arXiv:1512.01959 [hep-ph]].
- [51] H. X. Chen, L. S. Geng, W. H. Liang, E. Oset, E. Wang and J. J. Xie, *Phys. Rev. C* **93** (2016) no.6, 065203 doi:10.1103/PhysRevC.93.065203 [arXiv:1510.01803 [hep-ph]].
- [52] M. Y. Duan, J. Y. Wang, G. Y. Wang, E. Wang and D. M. Li, *Eur. Phys. J. C* **80**, no.11, 1041 (2020) doi:10.1140/epjc/s10052-020-08630-3 [arXiv:2008.10139 [hep-ph]].
- [53] H. Zhang, Y. H. Lyu, L. J. Liu and E. Wang, *Chin. Phys. C* **47** (2023) no.4, 043101 doi:10.1088/1674-1137/acb3b3 [arXiv:2212.11512 [hep-ph]].

- [54] J. Y. Wang, M. Y. Duan, G. Y. Wang, D. M. Li, L. J. Liu and E. Wang, *Phys. Lett. B* **821** (2021), 136617 doi:10.1016/j.physletb.2021.136617 [arXiv:2105.04907 [hep-ph]].
- [55] Z. Wang, Y. Y. Wang, E. Wang, D. M. Li and J. J. Xie, *Eur. Phys. J. C* **80** (2020) no.9, 842 doi:10.1140/epjc/s10052-020-8347-2 [arXiv:2004.01438 [hep-ph]].
- [56] R. Molina and E. Oset, *Phys. Lett. B* **811**, 135870 (2020) doi:10.1016/j.physletb.2020.135870 [arXiv:2008.11171 [hep-ph]].
- [57] S. Weinberg, *Phys. Rev.* **137**, B672-B678 (1965) doi:10.1103/PhysRev.137.B672
- [58] V. Baru, J. Haidenbauer, C. Hanhart, Y. Kalashnikova and A. E. Kudryavtsev, *Phys. Lett. B* **586**, 53-61 (2004) doi:10.1016/j.physletb.2004.01.088 [arXiv:hep-ph/0308129 [hep-ph]].
- [59] Q. Wu, Y. K. Chen, G. Li, S. D. Liu and D. Y. Chen, *Phys. Rev. D* **107**, no.5, 054044 (2023) doi:10.1103/PhysRevD.107.054044 [arXiv:2302.01696 [hep-ph]].
- [60] Z. L. Yue, C. J. Xiao and D. Y. Chen, *Phys. Rev. D* **107**, no.3, 034018 (2023) doi:10.1103/PhysRevD.107.034018 [arXiv:2212.03018 [hep-ph]].
- [61] A. Bramon, A. Grau and G. Pancheri, *Phys. Lett. B* **283** (1992), 416-420 doi:10.1016/0370-2693(92)90041-2
- [62] N. H. Christ, C. Dawson, T. Izubuchi, C. Jung, Q. Liu, R. D. Mawhinney, C. T. Sachrajda, A. Soni and R. Zhou, *Phys. Rev. Lett.* **105** (2010), 241601 doi:10.1103/PhysRevLett.105.241601 [arXiv:1002.2999 [hep-lat]].
- [63] G. Montaña, À. Ramos, L. Tolos and J. M. Torres-Rincon, *Phys. Rev. D* **102**, no.9, 096020 (2020) doi:10.1103/PhysRevD.102.096020 [arXiv:2007.12601 [hep-ph]].
- [64] L. Liu, K. Orginos, F. K. Guo, C. Hanhart and U. G. Meissner, *Phys. Rev. D* **87**, no.1, 014508 (2013) doi:10.1103/PhysRevD.87.014508 [arXiv:1208.4535 [hep-lat]].