

Symbolic tensor calculus on manifolds

— A SageMath implementation —

Lecture notes

Journées Nationales de Calcul Formel 2018

CIRM, Marseille, France

Éric Gourgoulhon and Marco Mancini

Laboratoire Univers et Théories

CNRS / Observatoire de Paris / Université Paris Diderot

Université Paris Sciences et Lettres

92190 Meudon, France

eric.gourgoulhon@obspm.fr, marco.mancini@obspm.fr

Version of 19 April 2018

Preface

These notes correspond to two lectures¹ given by one of us (EG) at *Journées Nationales de Calcul Formel 2018* (French Computer Algebra Days), which took place at Centre International de Rencontres Mathématiques (CIRM), in Marseille, France, on 22-26 January 2018.

EG warmly thanks Marc Mezzarobba and the organizers of JNCF 2018 for their invitation and the perfect organization of the lectures. He also acknowledges the great hospitality of CIRM and many fruitful exchanges with the conference participants.

¹The slides, demo notebooks and videos of the lectures are available at <http://sagemanifolds.obspm.fr/jncf2018/>.

Contents

1	Introduction	7
1.1	What is tensor calculus on manifolds?	7
1.2	A few words of history	8
1.3	Software for differential geometry	8
1.4	A brief overview of SageMath	9
1.5	The purpose of this lecture	10
2	Differentiable manifolds	11
2.1	Introduction	11
2.2	Differentiable manifolds	11
2.2.1	Topological manifolds	11
2.2.2	Coordinate charts	14
2.2.3	Smooth manifolds	16
2.2.4	Smooth maps	17
2.3	Scalar fields and their algebra	19
2.3.1	Definition and implementation	19
2.3.2	Scalar field algebra	23
2.3.3	Implementation of algebra operations	25
3	Vector fields	31
3.1	Introduction	31
3.2	Tangent vectors	31
3.2.1	Definitions	31
3.2.2	SageMath implementation	32
3.3	Vector fields	37
3.3.1	Definition	37
3.3.2	Module of vector fields	37
3.3.3	SageMath implementation	39
3.3.4	Construction and manipulation of vector fields	44
3.3.5	Implementation details regarding vector fields	49
3.3.6	Action of vector fields on scalar fields	56

4	Tensor fields	57
4.1	Introduction	57
4.2	Differential forms	57
4.3	More general tensor fields	60
4.4	Riemannian metric	62
4.4.1	Defining a metric	62
4.4.2	Levi-Civita connection	64
4.4.3	Curvature	65
4.4.4	Volume form	67
5	Conclusion and perspectives	69
	Bibliography	71

Chapter 1

Introduction

Contents

1.1	What is tensor calculus on manifolds?	7
1.2	A few words of history	8
1.3	Software for differential geometry	8
1.4	A brief overview of SageMath	9
1.5	The purpose of this lecture	10

1.1 What is tensor calculus on manifolds?

While we shall provide precise definitions of the involved mathematical objects in Chaps. 2 and 3, we outline here briefly what is meant by *tensor calculus*. Basically, this is calculus on vector fields, and more generally tensor fields, on differentiable manifolds, involving the following operations [12]:

- arithmetics of tensor fields;
- tensor product, contraction;
- (anti)symmetrization;
- Lie derivative along vector fields;
- pullback and pushforward associated with smooth manifold maps;
- exterior calculus on differential forms;
- affine connections (torsion, curvature).

Moreover, on pseudo-Riemannian manifolds, i.e. differentiable manifolds endowed with a metric tensor, we may add the following operations [11, 16]:

- musical isomorphisms (i.e. raising and lowering indices with the metric tensor);
- covariant derivatives with the Levi-Civita connection;
- evaluating the curvature tensor of the Levi-Civita connection (Riemann tensor);
- Hodge duality;
- computing geodesics.

1.2 A few words of history

Symbolic tensor calculus has a long history, which started almost as soon as computer algebra itself in the 1960s. Probably, the first tensor calculus program was GEOM, written by J.G. Fletcher in 1965 [7]. Its main capability was to compute the Riemann tensor of a given metric. In 1969, R.A. d’Inverno developed ALAM (for *Atlas Lisp Algebraic Manipulator*) and used it to compute the Riemann and Ricci tensors of the Bondi metric. According to [20], the original calculations took Bondi and collaborators 6 months to finish, while the computation with ALAM took 4 minutes and yielded the discovery of 6 errors in the original paper by Bondi et al. Since then, numerous packages have been developed; the reader is referred to [13] for a review of computer algebra systems for general relativity prior to 2002, and to [10, 4] for more recent reviews focused on tensor calculus. It is also worth to point out the extensive list of tensor calculus packages maintained by J. M. Martin-Garcia at <http://www.xact.es/links.html>.

1.3 Software for differential geometry

Software packages for differential geometry and tensor calculus can be classified in two categories:

1. Applications atop some general purpose computer algebra system. Notable examples¹ are the xAct suite [14] and Ricci [18], both running atop Mathematica, DifferentialGeometry [1] integrated into Maple, GRTensorIII [8] atop Maple, Atlas 2 [2] for Mathematica and Maple, ctensor and itensor for Maxima [24] and SageManifolds [19] integrated in SageMath.
2. Standalone applications. Recent examples are Cadabra [17] (field theory), SnapPy [6] (topology and geometry of 3-manifolds) and Redberry [5] (tensors); older examples can be found in Ref. [13].

All applications listed in the second category are free software. In the first category, xAct and Ricci are also free software, but they require a proprietary product, the source code of which is closed (Mathematica).

¹See https://en.wikipedia.org/wiki/Tensor_software for more examples.

As far as tensor calculus is concerned, the above packages can be distinguished by the type of computation that they perform: abstract calculus (xAct/xTensor, Ricci, itensor, Cadabra, Redberry), or component calculus (xAct/xCoba, DifferentialGeometry, GRTensorIII, Atlas 2, ctensor, SageManifolds). In the first category, tensor operations such as contraction or covariant differentiation are performed by manipulating the indices themselves rather than the components to which they correspond. In the second category, vector frames are explicitly introduced on the manifold and tensor operations are carried out on the components in a given frame.

1.4 A brief overview of SageMath

Since the tensor calculus method presented here is implemented in SageMath, we give first a brief overview of it.

SageMath² is a free, open-source mathematics software system, which is based on the Python programming language. It makes use of over 90 open-source packages, among which are Maxima, Pynac and SymPy (symbolic calculations), GAP (group theory), PARI/GP (number theory), Singular (polynomial computations), matplotlib (high quality 2D figures), and Jupyter (graphical interface). SageMath provides a uniform Python interface to all these packages; however, SageMath is much more than a mere interface: it contains a large and increasing part of original code (more than 750,000 lines of Python and Cython, involving 5344 classes). SageMath was created in 2005 by W. Stein [22] and since then its development has been sustained by more than a hundred researchers (mostly mathematicians). Very good introductory textbooks about SageMath are [9, 25, 26, 3].

Apart from the syntax, which is based on a popular programming language (Python) and not some custom script language, a difference between SageMath and, e.g., Maple or Mathematica is the use of the *parent/element pattern*. This framework more closely reflects actual mathematics. For instance, in Mathematica, all objects are trees of symbols and the program is essentially a set of sophisticated rules to manipulate symbols. On the contrary, in SageMath each object has a given type (i.e. is an instance of a given Python class³), and one distinguishes *parent* types, which model mathematical sets with some structure (e.g. algebraic structure), from *element* types, which model set elements. Moreover, each parent belongs to some dynamically generated class that encodes information about its *category*, in the mathematical sense of the word⁴. Automatic conversion rules, called *coercions*, prior to a binary operation, e.g. $x + y$ with x and y having different parents, are implemented.

²<http://www.sagemath.org>

³Let us recall that within an object-oriented programming language (as Python), a *class* is a structure to declare and store the properties common to a set of objects. These properties are data (called *attributes* or *state variables*) and functions acting on the data (called *methods*). A specific realization of an object within a given class is called an *instance* of that class.

⁴See <http://doc.sagemath.org/html/en/reference/categories/sage/categories/primer.html> for a discussion of SageMath's category framework

1.5 The purpose of this lecture

This lecture aims at presenting a *symbolic tensor calculus method* that

- runs on fully specified smooth manifolds (described by an atlas);
- is not limited to a single coordinate chart or vector frame;
- runs even on non-parallelizable manifolds (i.e. manifolds that cannot be covered by a single vector frame);
- is independent of the symbolic engine (e.g. Pynac/Maxima, SymPy,...) used to perform calculus at the level of coordinate expressions.

The aim is to present not only the main ideas of the method, but also some details of its implementation in SageMath. This implementation has been performed via the SageManifolds project:

<http://sagemanifolds.obspm.fr>,

the full list of contributors being available at

<http://sagemanifolds.obspm.fr/authors.html>.

Chapter 2

Differentiable manifolds

Contents

2.1	Introduction	11
2.2	Differentiable manifolds	11
2.3	Scalar fields and their algebra	19

2.1 Introduction

Starting from basic mathematical definitions, we present the implementation of manifolds and coordinate charts in SageMath (Sec. 2.2). We then focus on the algebra of scalar fields on a manifold (2.3). As we shall see in Chap. 3, this algebra plays a central role in the implementation of vector fields, the latter being considered as forming a module over it.

2.2 Differentiable manifolds

2.2.1 Topological manifolds

Let \mathbb{K} be a topological field. In most applications $\mathbb{K} = \mathbb{R}$ or $\mathbb{K} = \mathbb{C}$. Given an integer $n \geq 1$, a *topological manifold of dimension n over \mathbb{K}* is a topological space M obeying the following properties:

1. M is a *separated space* (also called *Hausdorff space*): any two distinct points of M admit disjoint open neighbourhoods.
2. M has a *countable base*¹: there exists a countable family $(U_k)_{k \in \mathbb{N}}$ of open sets of M such that any open set of M can be written as the union (possibly infinite) of some members of this family.

¹In the language of topology, one says that M is a *second-countable space*.

3. Around each point of M , there exists a neighbourhood which is homeomorphic to an open subset of \mathbb{K}^n .

Property 1 excludes manifolds with “forks”. Property 2 excludes “too large” manifolds; in particular it permits setting up the theory of integration on manifolds. In the case $\mathbb{K} = \mathbb{R}$, it also allows for a smooth manifold of dimension n to be embedded smoothly into the Euclidean space \mathbb{R}^{2n} (Whitney theorem). Property 3 expresses the essence of a manifold: it means that, locally, M “resembles” \mathbb{K}^n .

Let us start to discuss the implementation of manifolds in SageMath. We shall do it on a concrete example, exposed in a Jupyter notebook which can be downloaded from the page devoted to these lectures:

<http://sagemanifolds.obspm.fr/jncf2018/>

As for all SageMath, the syntax used in this notebook is Python one. However, no a priori knowledge of Python is required, since we shall explain the main notations as they appear.

In SageMath, manifolds are constructed by means of the global function `Manifold`:

```
In [1]: %display latex
```

```
In [2]: M = Manifold(2, 'M')
print(M)
```

```
2-dimensional differentiable manifold M
```

By default, the function `Manifold` returns a manifold over $\mathbb{K} = \mathbb{R}$:

```
In [3]: M.base_field()
```

```
Out[3]: R
```

Note the use of the standard object-oriented notation (ubiquitous in Python): the method `base_field()` is called on the object `M`; since this method does not require any extra argument (all the information lies in `M`), its argument list is empty, hence the final `()`. Base fields different from \mathbb{R} must be specified with the optional keyword `field`, like

```
M = Manifold(2, 'M', field='complex')
```

We may check that M is a topological space:

```
In [4]: M in Sets().Topological()
```

```
Out[4]: True
```

Actually, M belongs to the following categories:

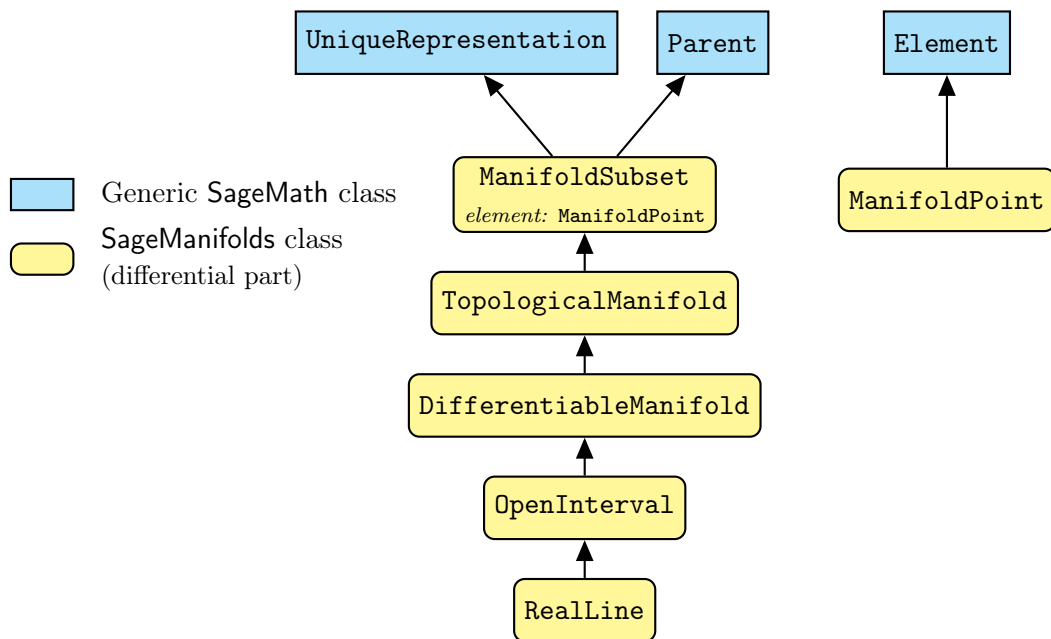


Figure 2.1: Python classes for topological manifolds, differentiable manifolds, subsets of them and points on them (`ManifoldPoint`).

```
In [5]: M.categories()
```

```
Out[5]: [SmoothR, DifferentiableR, ManifoldsR, TopologicalSpaces(Sets), Sets,
         SetsWithPartialMaps, Objects]
```

As we can see from the first category in the above list, `Manifold` constructs a smooth manifold by default. If one would like to stick to the topological level, one should add the keyword argument `structure='topological'` to `Manifold`, i.e. `M = Manifold(2, 'M', structure='topological')`: `M` would have been a topological manifold without any further structure.

Manifolds are implemented by the Python classes `TopologicalManifold` and `DifferentiableManifold` (see Fig. 2.1), actually by dynamically generated subclasses of those, via SageMath category framework²:

```
In [6]: type(M)
```

```
Out[6]: sage.manifolds.differentiable.manifold.DifferentiableManifold-with-category
```

Notice that the actual class of `M` is `DifferentiableManifold-with-category`. It is a subclass of `DifferentiableManifold`:

²See <http://doc.sagemath.org/html/en/reference/categories/sage/categories/primer.html> for details.

```
In [7]: isinstance(M,
                  sage.manifolds.differentiable.manifold.DifferentiableManifold)
```

Out[7]: True

and hence of TopologicalManifold according to the inheritance diagram of Fig. 2.1:

```
In [8]: isinstance(M, sage.manifolds.manifold.TopologicalManifold)
```

Out[8]: True

Notice that TopologicalManifold itself is a subclass of ManifoldSubset (the class for generic subsets of a manifold), which reflects the fact that $M \subset M$.

2.2.2 Coordinate charts

Property 3 in the definition of a topological manifold (Sec. 2.2.1) means that one can label the points of M in a continuous way by n numbers $(x^\alpha)_{\alpha \in \{0, \dots, n-1\}} \in \mathbb{K}^n$, which are called *coordinates*. More precisely, given an open subset $U \subset M$, a *coordinate chart* (or simply a *chart*) on U is a homeomorphism³

$$\begin{aligned} X : U \subset M &\longrightarrow X(U) \subset \mathbb{K}^n \\ p &\longmapsto (x^0, \dots, x^{n-1}). \end{aligned} \tag{2.1}$$

We declare a chart, along with the symbols used to denote the coordinates (here $x = x^0$ and $y = x^1$) by

```
In [9]: U = M.open_subset('U')
        XU.<x,y> = U.chart()
        XU
```

Out[9]: (U, (x, y))

Open subsets of a differentiable manifold are implemented by a (dynamically generated) subclass of DifferentiableManifold, since they are differentiable manifolds in their own:

```
In [10]: isinstance(U,
                   sage.manifolds.differentiable.manifold.DifferentiableManifold)
```

Out[10]: True

Points on M are created from their coordinates in a given chart:

³Let us recall that a *homeomorphism* between two topological spaces (here U and $X(U)$) is a bijective map X such that both X and X^{-1} are continuous.

```
In [11]: p = U((1,2), chart=XU, name='p')
print(p)
```

Point p on the 2-dimensional differentiable manifold M

The syntax $U(\dots)$ used to create p as an element of U reflects the parent/element pattern employed in SageMath; indeed U is the parent of p :

```
In [12]: p.parent()
```

```
Out[12]: U
```

Points are implemented by a dynamically generated subclass of `ManifoldPoint` (cf. Fig. 2.1). The principal attribute of this class is the one storing the point's coordinates in various charts; it is implemented as a Python dictionary⁴, whose keys are the charts:

```
In [13]: p._coordinates
```

```
Out[13]: {(U, (x, y)) : (1, 2)}
```

The leading underscore in the name `_coordinates` is a notation convention to specify that this attribute is a *private* one: the dictionary `_coordinates` should not be manipulated by the end user or involved in some code outside of the class `ManifoldPoint`. It belongs to the internal implementation, which may be changed while the user interface of the class `ManifoldPoint` is kept fixed. We show this private attribute here because we are precisely interested in implementation features. The public way to recover the point's coordinates is to let the chart act on the point (reflecting thereby the definition (2.1) of a chart):

```
In [14]: XU(p)
```

```
Out[14]: (1, 2)
```

Usually, one needs more than a single coordinate system to cover M . An *atlas* on M is a set of pairs $(U_i, X_i)_{i \in I}$, where I is a set, U_i an open set of M and X_i a chart on U_i , such that the union of all U_i 's covers M :

$$\bigcup_{i \in I} U_i = M. \quad (2.2)$$

Here we introduce a second chart on M :

```
In [15]: V = M.open_subset('V')
XV.<xp,yp> = V.chart("xp:x' yp:y'")
XV
```

```
Out[15]: (V, (x', y'))
```

⁴A *dictionary*, also known as *associative array*, is a data structure that generalizes the concept of array in the sense that the key to access to an element is not restricted to an integer or a tuple of integers.

and declare that M is covered by only two charts, i.e. that $M = U \cup V$:

```
In [16]: M.declare_union(U,V)
```

```
In [17]: M.atlas()
```

```
Out[17]: [(U, (x, y)), (V, (x', y'))]
```

2.2.3 Smooth manifolds

For manifolds, the concept of differentiability is defined from the smooth structure of \mathbb{K}^n , via an atlas: a **smooth manifold**, is a topological manifold M equipped with an atlas $(U_i, X_i)_{i \in I}$ such that for any non-empty intersection $U_i \cap U_j$, the map

$$X_i \circ X_j^{-1} : X_j(U_i \cap U_j) \subset \mathbb{K}^n \longrightarrow X_i(U_i \cap U_j) \subset \mathbb{K}^n \quad (2.3)$$

is smooth (i.e. C^∞). Note that the above map is from an open set of \mathbb{K}^n to an open set of \mathbb{K}^n , so that the invoked differentiability is nothing but that of \mathbb{K}^n . Such a map is called a **change of coordinates** or, in the mathematical literature, a **transition map**. The atlas $(U_i, X_i)_{i \in I}$ is called a **smooth atlas**.

Remark 1: Strictly speaking a smooth manifold is a pair (M, \mathcal{A}) where \mathcal{A} is a (maximal) smooth atlas on M . Indeed a given topological manifold M can have non-equivalent differentiable structures, as shown by Milnor (1956) [15] in the specific case of the unit sphere of dimension 7, \mathbb{S}^7 : there exist smooth manifolds, the so-called *exotic spheres*, that are homeomorphic to \mathbb{S}^7 but not diffeomorphic to \mathbb{S}^7 . On the other side, for $n \leq 6$, there is a unique smooth structure for the sphere \mathbb{S}^n . Moreover, any manifold of dimension $n \leq 3$ admits a unique smooth structure. Amazingly, in the case of \mathbb{R}^n , there exists a unique smooth structure (the standard one) for any $n \neq 4$, but for $n = 4$ (the spacetime case!) there exist uncountably many non-equivalent smooth structures, the so-called *exotic \mathbb{R}^4* [23].

For the manifold M under consideration, we define the transition map $XU \rightarrow XV$ on $W = U \cap V$ as follows:

```
In [18]: XU_to_XV = XU.transition_map(XV,
                                         (x/(x^2+y^2), y/(x^2+y^2)),
                                         intersection_name='W',
                                         restrictions1= x^2+y^2!=0,
                                         restrictions2= xp^2+yp^2!=0)
XU_to_XV.display()
```

```
Out[18]: { x' = x/(x^2+y^2)
          { y' = y/(x^2+y^2)
```

The argument `restrictions1` means that $W = U \setminus \{S\}$, where S is the point of coordinates $(x, y) = (0, 0)$, while the argument `restrictions2` means that $W = V \setminus \{N\}$, where N is the point of coordinates $(x', y') = (0, 0)$. Since $M = U \cup V$, we have then

$$U = M \setminus \{N\}, \quad V = M \setminus \{S\}, \quad \text{and} \quad W = M \setminus \{N, S\}. \quad (2.4)$$

The transition map $XV \rightarrow XU$ is obtained by computing the inverse of the one defined above:

```
In [19]: XU_to_XV.inverse().display()
```

```
Out[19]:
```

$$\begin{cases} x &= \frac{x'}{x'^2+y'^2} \\ y &= \frac{y'}{x'^2+y'^2} \end{cases}$$

At this stage, the smooth manifold M is fully specified, being covered by one atlas with all transition maps specified. The reader may have recognized that M is nothing but the 2-dimensional sphere:

$$M = \mathbb{S}^2, \quad (2.5)$$

with XU (resp. XV) being the chart of *stereographic coordinates* from the North pole N (resp. the South pole S).

Since the transition maps have been defined, we can ask for the coordinates (x', y') of the point p , whose (x, y) coordinates were $(1, 2)$:

```
In [20]: XV(p)
```

```
Out[20]:
```

$$\left(\frac{1}{5}, \frac{2}{5} \right)$$

This operation has updated the internal dictionary `_coordinates` (compare with Out [13]):

```
In [21]: p._coordinates
```

```
Out[21]:
```

$$\left\{ (U, (x, y)) : (1, 2), (V, (x', y')) : \left(\frac{1}{5}, \frac{2}{5} \right) \right\}$$

2.2.4 Smooth maps

Given two smooth manifolds, M and M' , of respective dimensions n and n' , we say that a map $\Phi : M \rightarrow M'$ is *smooth map* iff in some (and hence all, thanks to the smoothness of (2.3)) coordinate systems of M and M' belonging to the smooth atlases of M and M' , the coordinates of the image $\Phi(p)$ of any point $p \in M$ are smooth functions $\mathbb{K}^n \rightarrow \mathbb{K}^{n'}$ of the coordinates of p . The map Φ is said to be a *diffeomorphism* iff it is bijective and both Φ and Φ^{-1} are smooth. This implies $n = n'$.

Back to our example manifold, a natural smooth map is the embedding of \mathbb{S}^2 in \mathbb{R}^3 . To define it, we start by declaring \mathbb{R}^3 as a 3-dimensional smooth manifold, canonically endowed with a single chart, that of Cartesian coordinates (X, Y, Z) :

```
In [22]: R3 = Manifold(3, 'R^3', r'\mathbb{R}^3')
XR3.<X,Y,Z> = R3.chart()
XR3
```

```
Out[22]:
```

$$(\mathbb{R}^3, (X, Y, Z))$$

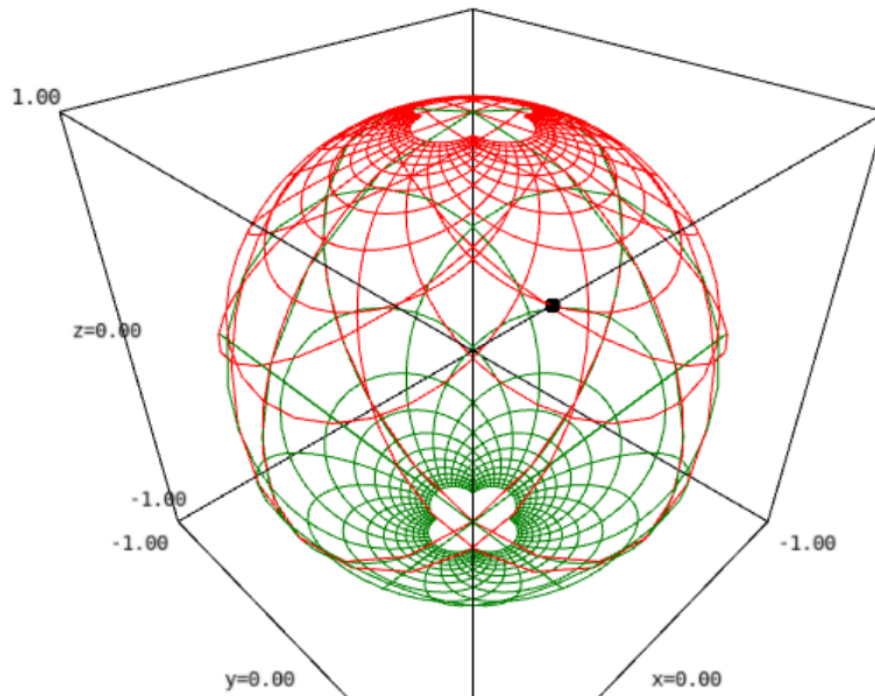
The embedding $\Phi : \mathbb{S}^2 \rightarrow \mathbb{R}^3$ is then defined in terms of its coordinate expression in the two charts covering $M = \mathbb{S}^2$:

```
In [23]: Phi = M.diff_map(R3, {(XU, XR3):
    [2*x/(1+x^2+y^2), 2*y/(1+x^2+y^2),
     (x^2+y^2-1)/(1+x^2+y^2)],
     (XV, XR3):
    [2*xp/(1+xp^2+yp^2), 2*yp/(1+xp^2+yp^2),
     (1-xp^2-yp^2)/(1+xp^2+yp^2)]},
    name='Phi', latex_name=r'\Phi')
Phi.display()
```

```
Out[23]:  $\Phi : M \rightarrow \mathbb{R}^3$ 
on  $U : (x, y) \mapsto (X, Y, Z) = \left( \frac{2x}{x^2+y^2+1}, \frac{2y}{x^2+y^2+1}, \frac{x^2+y^2-1}{x^2+y^2+1} \right)$ 
on  $V : (x', y') \mapsto (X, Y, Z) = \left( \frac{2x'}{x'^2+y'^2+1}, \frac{2y'}{x'^2+y'^2+1}, -\frac{x'^2+y'^2-1}{x'^2+y'^2+1} \right)$ 
```

We may use Φ for graphical purposes, for instance to display the grids of the stereographic charts XU (in red) and XV (in green), with the point p atop:

```
In [24]: graph = XU.plot(chart=XR3, mapping=Phi, number_values=25,
    label_axes=False) + \
    XV.plot(chart=XR3, mapping=Phi, number_values=25,
    color='green', label_axes=False) + \
    p.plot(chart=XR3, mapping=Phi, label_offset=0.05)
show(graph, viewer='threejs', online=True)
```



2.3 Scalar fields and their algebra

2.3.1 Definition and implementation

Given a smooth manifold M over a topological field \mathbb{K} , a *scalar field* (also called a *scalar-valued function*) on M is a smooth map

$$\begin{aligned} f : M &\longrightarrow \mathbb{K} \\ p &\longmapsto f(p). \end{aligned} \tag{2.6}$$

A scalar field has different coordinate representations F, \hat{F} , etc. in different charts X, \hat{X} , etc. defined on M :

$$f(p) = F(\underbrace{x^1, \dots, x^n}_{\substack{\text{coord. of } p \\ \text{in chart } X}}) = \hat{F}(\underbrace{\hat{x}^1, \dots, \hat{x}^n}_{\substack{\text{coord. of } p \\ \text{in chart } \hat{X}}}) = \dots \tag{2.7}$$

In SageMath, scalar fields are implemented by the class `DiffScalarField`⁵ and the various representations (2.7) are stored in the private attribute `_express` of this class, which is a Python dictionary whose keys are the various charts defined on M :

$$f._\text{express} = \{X : F, \hat{X} : \hat{F}, \dots\}. \tag{2.8}$$

Each representation F is an instance of the class `ChartFunction`, devoted to functions of coordinates, allowing for different internal representations: SageMath symbolic expression, SymPy expression, etc.

For instance, let us define a scalar field on our example manifold $M = \mathbb{S}^2$:

```
In [25]: f = M.scalar_field({XU: 1/(1+x^2+y^2), XV: (xp^2+yp^2)/(1+xp^2+yp^2)},
                          name='f')
          f.display()
```

```
Out[25]: f :      M      -> R
          on U : (x, y)  ->  1 / (x^2 + y^2 + 1)
          on V : (x', y') -> (x'^2 + y'^2) / (x'^2 + y'^2 + 1)
```

The internal dictionary `_express` is then

```
In [26]: f._express
```

```
Out[26]: { (U, (x, y)) : 1 / (x^2 + y^2 + 1), (V, (x', y')) : (x'^2 + y'^2) / (x'^2 + y'^2 + 1) }
```

⁵<http://doc.sagemath.org/html/en/reference/manifolds/sage/manifolds/differentiable/scalarfield.html>

The reader may wonder about the compatibility of the two coordinate expressions provided in the definition of f . Actually, to ensure the compatibility, it is possible to declare the scalar field in a single chart, XU say, and then to obtain its expression in chart XV by analytic continuation from the expression in $W = U \cap V$, where both expressions are known, thanks to the transition map $XV \rightarrow XU$:

```
In [27]: f0 = M.scalar_field({XU: 1/(1+x^2+y^2)})
         f0.add_expr_by_continuation(XV, U.intersection(V))
         f == f0
```

Out[27]: True

The representation of the scalar field in a given chart, i.e. the public access to the private directory `_express`, is obtained via the method `coord_function()`:

```
In [28]: fU = f.coord_function(XU)
         fU.display()
```

Out[28]: $(x, y) \mapsto \frac{1}{x^2 + y^2 + 1}$

```
In [29]: fV = f.coord_function(XV)
         fV.display()
```

Out[29]: $(x', y') \mapsto \frac{x'^2 + y'^2}{x'^2 + y'^2 + 1}$

As mentioned above, each chart representation is an instance of the class `ChartFunction`:

```
In [30]: isinstance(fU, sage.manifolds.chart_func.ChartFunction)
```

Out[30]: True

Mathematically, *chart functions* are \mathbb{K} -valued functions on the codomain of the considered chart. They map coordinates to elements of the base field \mathbb{K} :

```
In [31]: fU(1,2)
```

Out[31]: $\frac{1}{6}$

```
In [32]: fU(*XU(p))
```

Out[32]: $\frac{1}{6}$

Note the use of Python's star operator in `*XU(p)` to unpack the tuple of coordinates returned by `XU(p)` (in the present case: $(1, 2)$) to positional arguments for the function `fU` (in the present case: $1, 2$). On their side, scalar fields map *manifold points*, not coordinates, to \mathbb{K} :

```
In [33]: f(p)
```

```
Out[33]: 1
          6
```

Note that the equality between `Out[32]` and `Out[33]` reflects the identity $f = F \circ X$, where F is the chart function (denoted `fU` above) representing the scalar field f on the chart X (cf. Eq. (2.7)).

Internally, each chart function stores coordinate expressions with respect to various computational engines:

- SageMath symbolic engine, based on the Pynac⁶ backend, with Maxima used for some simplifications or computation of integrals;
- SymPy⁷ (Python library for symbolic mathematics);
- in the future, more symbolic or numerical engines will be implemented.

The coordinate expressions are stored in the private dictionary `_express`⁸ of the class `ChartFunction`, whose keys are strings identifying the computational engines. By default only SageMath symbolic expressions, i.e. expressions pertaining to the so-called SageMath's Symbolic Ring (SR), are stored:

```
In [34]: fU._express
```

```
Out[34]: {SR: 1
          x^2 + y^2 + 1}
```

The public access to the private dictionary `_express` is performed via the method `expr()`:

```
In [35]: fU.expr()
```

```
Out[35]: 1
          x^2 + y^2 + 1
```

```
In [36]: type(fU.expr())
```

```
Out[36]: <type 'sage.symbolic.expression.Expression'>
```

Actually, `fU.expr()` is a shortcut for `fU.expr('SR')` since SR is the default symbolic engine. Note that the class `Expression` is that devoted to SageMath symbolic expressions. The method `expr()` can also be invoked to get the expression in another symbolic engine, for instance SymPy:

⁶<http://pynac.org>

⁷<http://www.sympy.org>

⁸not to be confused with the attribute `_express` of class `DiffScalarField` presented at In [26]

```
In [37]: fU.expr('sympy')
```

```
Out[37]: 1/(x**2 + y**2 + 1)
```

```
In [38]: type(fU.expr('sympy'))
```

```
Out[38]: <class 'sympy.core.power.Pow'>
```

This operation has updated the internal dictionary `_express` (compare with Out [34]):

```
In [39]: fU._express
```

```
Out[39]: {SR:  $\frac{1}{x^2 + y^2 + 1}$ , sympy: 1/(x**2 + y**2 + 1)}
```

The default calculus engine for chart functions of chart `XU` can be changed thanks to the method `set_calculus_method()`:

```
In [40]: XU.set_calculus_method('sympy')
         fU.expr()
```

```
Out[40]: 1/(x**2 + y**2 + 1)
```

Reverting to SageMath's symbolic engine:

```
In [41]: XU.set_calculus_method('SR')
         fU.expr()
```

```
Out[41]:  $\frac{1}{x^2 + y^2 + 1}$ 
```

Symbolic expressions can be accessed directly from the scalar field, `f.expr(XU)` being a shortcut for `f.coord_function(XU).expr()`:

```
In [42]: f.expr(XU)
```

```
Out[42]:  $\frac{1}{x^2 + y^2 + 1}$ 
```

```
In [43]: f.expr(XV)
```

```
Out[43]:  $\frac{x'^2 + y'^2}{x'^2 + y'^2 + 1}$ 
```

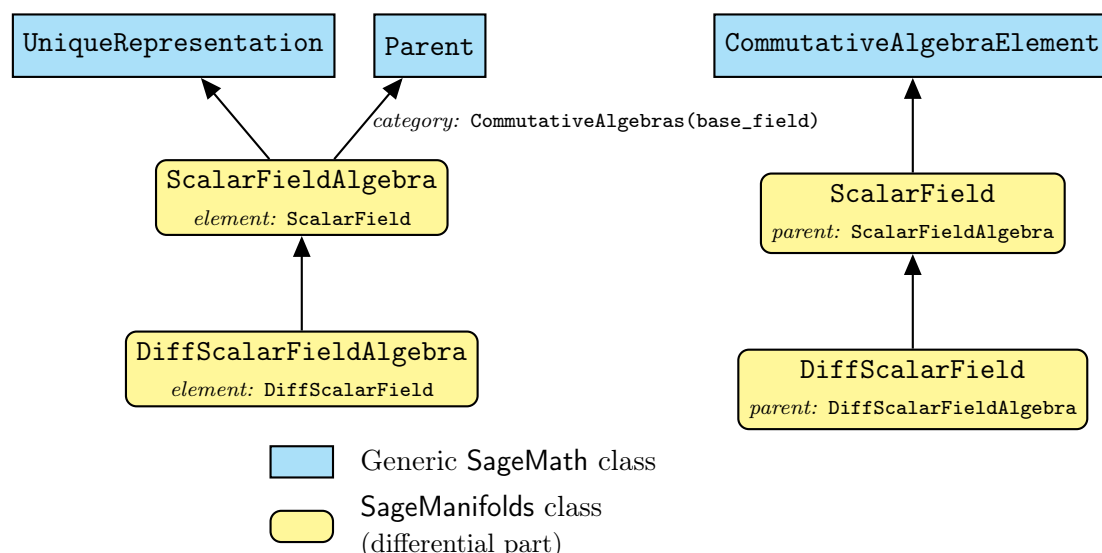


Figure 2.2: SageMath classes for scalar fields on a manifold.

2.3.2 Scalar field algebra

The set $C^\infty(M)$ of all scalar fields on M has naturally the structure of a commutative algebra over \mathbb{K} : it is clearly a vector space over \mathbb{K} and it is endowed with a commutative ring structure by pointwise multiplication:

$$\forall f, g \in C^\infty(M), \quad \forall p \in M, \quad (f \cdot g)(p) := f(p)g(p). \quad (2.9)$$

The algebra $C^\infty(M)$ is implemented in SageMath via the parent class `DiffScalarFieldAlgebra`⁹, in the category `CommutativeAlgebras`. The corresponding element class is of course `DiffScalarField` (cf. Fig. 2.2).

The SageMath object representing $C^\infty(M)$ is obtained from `M` via the method `scalar_field_algebra()`:

```
In [44]: CM = M.scalar_field_algebra()
         CM
```

```
Out[44]: C∞(M)
```

```
In [45]: CM.category()
```

```
Out[45]: CommutativeAlgebrasSR
```

As for the manifold classes, the actual Python class implementing $C^\infty(M)$ is inherited from `DiffScalarFieldAlgebra` via SageMath's category framework (cf. Sec. 2.2.1), hence it bares the name `DiffScalarFieldAlgebra-with-category`:

⁹http://doc.sagemath.org/html/en/reference/manifolds/sage/manifolds/differentiable/scalarfield_algebra.html

```
In [46]: type(CM)
```

```
Out[46]: fferentiable.scalarfield-algebra.DiffScalarFieldAlgebra-with-category'
```

The class `DiffScalarFieldAlgebra-with-category` is dynamically generated as a subclass of `DiffScalarFieldAlgebra` with extra functionalities, like for instance the method `is_commutative()`:

```
In [47]: CM.is_commutative()
```

```
Out[47]: True
```

To have a look at the corresponding code, we use the double question mark, owing to the fact that SageMath is open-source:

```
In [48]: CM.is_commutative??
```

```

1 def is_commutative(self):
2     """
3     Return ‘‘True‘‘, since commutative magmas are commutative.
4
5     EXAMPLES::
6
7         sage: Parent(QQ,category=CommutativeRings()).is_commutative()
8         True
9     """
10    return True
11 File: .../local/lib/python2.7/site-packages/sage/categories/magmas.py
```

We see from the `File` field in line 11 that the code belongs to the category part of SageMath, not to the manifold part, where the class `DiffScalarFieldAlgebra` is defined. This shows that the method `is_commutative()` has indeed be added to the methods of the base class `DiffScalarFieldAlgebra`, while dynamically generating the class `DiffScalarFieldAlgebra-with-category`.

Regarding the scalar field f introduced in Sec. 2.3.1, we have of course

```
In [49]: f in CM
```

```
Out[49]: True
```

Actually, in SageMath language, $CM=C^\infty(M)$ is the parent of f :

```
In [50]: f.parent() is CM
```

```
Out[50]: True
```

The zero element of the algebra $C^\infty(M)$ is


```
In [51]: CM.zero().display()
```

```
Out[51]: 0 :      M      → ℝ
          on U : (x,y)  ↦ 0
          on V : (x',y') ↦ 0
```

while its unit element is

```
In [52]: CM.one().display()
```

```
Out[52]: 1 :      M      → ℝ
          on U : (x,y)  ↦ 1
          on V : (x',y') ↦ 1
```

2.3.3 Implementation of algebra operations

Let us consider some operation in the algebra $C^\infty(M)$:

```
In [53]: h = f + 2*CM.one()
          h.display()
```

```
Out[53]:      M      → ℝ
          on U : (x,y)  ↦  $\frac{2x^2+2y^2+3}{x^2+y^2+1}$ 
          on V : (x',y') ↦  $\frac{3x'^2+3y'^2+2}{x'^2+y'^2+1}$ 
```

```
In [54]: h(p)
```

```
Out[54]:  $\frac{13}{6}$ 
```

Let us examine how the addition in In [53] is performed. For the Python interpreter `h = f + 2*CM.one()` is equivalent to `h = f.__add__(2*CM.one())`, i.e. the `+` operator amounts to calling the method `__add__()` on its left operand, with the right operand as argument. To have a look at the source code of this method, we use the double question mark¹⁰:

```
In [55]: f.__add__??
```

¹⁰In this transcript of code and in those that follow, some parts have been skipped, being not relevant for the discussion; they are marked by “...”.

```

1 File: .../src/sage/structure/element.pyx
2 def __add__(left, right):
3     """
4     Top-level addition operator for :class:'Element' invoking
5     the coercion model.
6
7     See :ref:'element_arithmetic'.
8     ...
9     """
10    cdef int c1 = classify_elements(left, right)
11    if HAVE_SAME_PARENT(c1):
12        return (<Element>left)._add_(right)
13    # Left and right are Sage elements => use coercion model
14    if BOTH_ARE_ELEMENT(c1):
15        return coercion_model.bin_op(left, right, add)
16    ...

```

From lines 1 and 4, we see that the method `__add__()` is implemented at the level of the class `Element` from which `DiffScalarField` inherits, via `CommutativeAlgebraElement` (cf. Fig. 2.2). In the present case, `left = f` and `right = 2*CM.one()` have the same parent, namely the algebra `CM`, so that the actual result is computed in line 12. The latter invokes the method `_add_()` (note the single underscore on each side of `add`). This operator is implemented at the level of `ScalarField`, as checked from the source code (see line 24 below):

In [56]: `f._add_??`

```

1 def _add_(self, other):
2     """
3     Scalar field addition.
4
5     INPUT:
6     - ‘‘other’’ -- a scalar field (in the same algebra as ‘‘self’’)
7
8     OUTPUT:
9     - the scalar field resulting from the addition of ‘‘self’’ and
10     ‘‘other’’
11     ...
12     """
13     ...
14     # Generic case:
15     com_charts = self.common_charts(other)
16     if com_charts is None:
17         raise ValueError("no common chart for the addition")
18     result = type(self)(self.parent())
19     for chart in com_charts:
20         # ChartFunction addition:
21         result._express[chart] = self._express[chart] + other._express[chart]
22     ...
23     return result
24 File: .../local/lib/python2.7/site-packages/sage/manifolds/scalarfield.py

```

This reflects a general strategy¹¹ in SageMath: the arithmetic Python operators `__add__()`, `__sub__()`, etc. are implemented at the top-level class `Element`, while specific element subclasses, like `ScalarField` here, implement single-underscore methods `_add_()`, `_sub_()`, etc., which perform the actual computation when both operands have the same parent. Looking at the code (lines 15 to 23), we notice that the first step is to search for the charts in which both operands of the addition operator have a coordinate expression (line 15). This is performed by the method `common_charts()`; in the current example, we get the two stereographic charts defined on M :

```
In [57]: f.common_charts(2*CM.one())
```

```
Out[57]: [(U, (x, y)), (V, (x', y'))]
```

In general, `common_charts()` returns the charts for which both operands have already a known coordinate expression or for which a coordinate expression can be computed by a known transition map, as we can see on the source code:

```
In [58]: f.common_charts??
```

```
1 def common_charts(self, other):
2     """
3     Find common charts for the expressions of the scalar field and
4     ‘other‘.
5
6     INPUT:
7     - ‘other‘ -- a scalar field
8
9     OUTPUT:
10    - list of common charts; if no common chart is found, ‘None‘ is
11      returned (instead of an empty list)
12    ...
13    """
14    if not isinstance(other, ScalarField):
15        raise TypeError("the second argument must be a scalar field")
16    coord_changes = self._manifold._coord_changes
17    resu = []
18    #
19    # 1/ Search for common charts among the existing expressions, i.e.
20    # without performing any expression transformation.
21    # -----
22    for chart1 in self._express:
23        if chart1 in other._express:
24            resu.append(chart1)
25    # Search for a subchart:
26    known_expr1 = self._express.copy()
27    known_expr2 = other._express.copy()
```

¹¹See http://doc.sagemath.org/html/en/thematic_tutorials/coercion_and_categories.html for details.

```

28     for chart1 in known_expr1:
29         if chart1 not in resu:
30             for chart2 in known_expr2:
31                 if chart2 not in resu:
32                     if chart2 in chart1._subcharts:
33                         self.expr(chart2)
34                         resu.append(chart2)
35                     if chart1 in chart2._subcharts:
36                         other.expr(chart1)
37                         resu.append(chart1)
38
39     #
40     # 2/ Search for common charts via one expression transformation
41     # -----
42     for chart1 in known_expr1:
43         if chart1 not in resu:
44             for chart2 in known_expr2:
45                 if chart2 not in resu:
46                     if (chart1, chart2) in coord_changes:
47                         self.coord_function(chart2, from_chart=chart1)
48                         resu.append(chart2)
49                     if (chart2, chart1) in coord_changes:
50                         other.coord_function(chart1, from_chart=chart2)
51                         resu.append(chart1)
52
53     if resu == []:
54         return None
55     else:
56         return resu

```

File: .../local/lib/python2.7/site-packages/sage/manifolds/scalarfield.py

Once the list of charts in which both operands have a coordinate expression has been found, the addition is performed at the chart function level (cf. Sec. 2.3.1), via the loop on the charts in lines 19-21 of the code for `_add_()`. The code for the addition of chart functions defined on the same chart is (recall that f_U is the chart function representing f in chart X_U):

```
In [59]: fU._add_??
```

```

1 def _add_(self, other):
2     """
3     Addition operator.
4
5     INPUT:
6     - ‘‘other’’ -- a :class:‘ChartFunction’ or a value
7
8     OUTPUT:
9     - chart function resulting from the addition of ‘‘self’’
10      and ‘‘other’’
11     ...
12     """
13     curr = self._calc_method._current
14     res = self._simplify(self.expr() + other.expr())

```

```

15     if curr == 'SR' and res.is_trivial_zero():
16         # NB: "if res == 0" would be too expensive (cf. #22859)
17         return self.parent().zero()
18     else:
19         return type(self)(self.parent(), res)
20 File: .../local/lib/python2.7/site-packages/sage/manifolds/chart_func.py

```

We notice that the addition is performed in line 14 on the symbolic expression with respect to the symbolic engine currently at work (SageMath/Pynac, SymPy, ...), as returned by the method `expr()` (see Sec. 2.3.1). Let us recall that the user can change the symbolic engine at any time by means of the method `set_calculus_method()`, applied either to a chart or to an open subset (possibly M itself). Besides, we notice on line 14 above that the result of the symbolic addition is automatically simplified, by means of the method `_simplify`. The latter invokes a chain of simplifying functions, which depends on the symbolic engine¹².

Let us now discuss the second case in the `__add__()` method of `Element`, namely the case for which the parents of both operands are different (lines 14-15 in the code listed as a result of In [55], on page 25). This case is treated via SageMath coercion model, which allows one to deal with additions like

```
In [60]: h1 = f + 2
         h1.display()
```

```
Out[60]:      M      → ℝ
          on U : (x, y)  ↦  $\frac{2x^2+2y^2+3}{x^2+y^2+1}$ 
          on V : (x', y') ↦  $\frac{3x'^2+3y'^2+2}{x'^2+y'^2+1}$ 
```

A priori, $f + 2$ is not a well defined operation, since the integer 2 does not belong to the algebra $C^\infty(M)$. However SageMath manages to treat it because 2 can be coerced (i.e. automatically and unambiguously converted) via `CM(2)` into a element of $C^\infty(M)$, namely the constant scalar field whose value is 2:

```
In [61]: CM(2).display()
```

```
Out[61]:      M      → ℝ
          on U : (x, y)  ↦ 2
          on V : (x', y') ↦ 2
```

This happens because there exists a coercion map from the parent of 2, namely the ring of integers \mathbb{Z} (denoted `ZZ` in SageMath), to $C^\infty(M)$:

```
In [62]: 2.parent()
```

```
Out[62]: Z
```

¹²See <https://github.com/sagemath/sage/blob/develop/src/sage/manifolds/utilities.py> for details; note that the simplifications regarding the SymPy engine are not fully implemented yet.

```
In [63]: CM.has_coerce_map_from(ZZ)
```

```
Out[63]: True
```

Chapter 3

Vector fields

Contents

3.1	Introduction	31
3.2	Tangent vectors	31
3.3	Vector fields	37

3.1 Introduction

This chapter is devoted to the most basic objects of tensor calculus: vector fields. We start by defining tangent vectors and tangent spaces on a differentiable manifold (Sec. 3.2), and then move to vector fields (Sec. 3.3).

3.2 Tangent vectors

3.2.1 Definitions

Let M be a smooth manifold of dimension n over the topological field \mathbb{K} and $C^\infty(M)$ the corresponding algebra of scalar fields introduced in Sec. 2.3.2. For $p \in M$, a *tangent vector at p* is a map

$$\mathbf{v} : C^\infty(M) \longrightarrow \mathbb{K} \tag{3.1}$$

such that (i) \mathbf{v} is \mathbb{K} -linear and (ii) \mathbf{v} obeys

$$\forall f, g \in C^\infty(M), \quad \mathbf{v}(fg) = \mathbf{v}(f)g(p) + f(p)\mathbf{v}(g). \tag{3.2}$$

Because of property (3.2), one says that \mathbf{v} is a *derivation at p* .

The set T_pM of all tangent vectors at p is a vector space of dimension n over \mathbb{K} ; it is called the *tangent space to M at p* .

3.2.2 SageMath implementation

To illustrate the implementation of tangent vectors in SageMath, we shall consider the same example $M = \mathbb{S}^2$ as in Chap. 2. First of all, we recreate the same objects as in Chap. 2, starting with the manifold M and its two stereographic charts $X_U = (U, (x, y))$ and $X_V = (V, (x', y'))$, with $M = U \cup V$ (the full Jupyter notebook is available at <http://sagemanifolds.obspm.fr/jncf2018/>):

```
In [1]: %display latex
```

```
In [2]: M = Manifold(2, 'M')
U = M.open_subset('U')
XU.<x,y> = U.chart()
V = M.open_subset('V')
XV.<xp,yp> = V.chart("xp:x' yp:y'")
M.declare_union(U,V)
XU_to_XV = XU.transition_map(XV,
                             (x/(x^2+y^2), y/(x^2+y^2)),
                             intersection_name='W',
                             restrictions1= x^2+y^2!=0,
                             restrictions2= xp^2+yp^2!=0)
XV_to_XU = XU_to_XV.inverse()
M.atlas()
```

```
Out[2]: [(U, (x, y)), (V, (x', y')), (W, (x, y)), (W, (x', y'))]
```

Then we introduce the point $p \in U$ of coordinates $(x, y) = (1, 2)$:

```
In [3]: p = U((1,2), chart=XU, name='p')
print(p)
```

```
Point p on the 2-dimensional differentiable manifold M
```

The canonical embedding of \mathbb{S}^2 in \mathbb{R}^3 is defined mostly for graphical purposes:

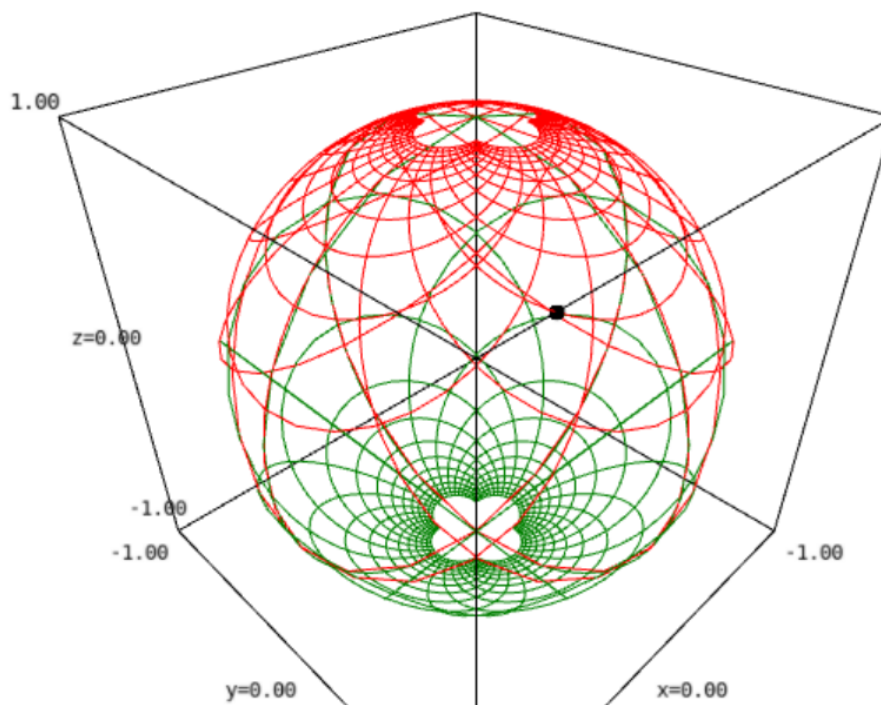
```
In [4]: R3 = Manifold(3, 'R^3', r'\mathbb{R}^3')
XR3.<X,Y,Z> = R3.chart()
Phi = M.diff_map(R3, {(XU, XR3):
                      [2*x/(1+x^2+y^2), 2*y/(1+x^2+y^2),
                       (x^2+y^2-1)/(1+x^2+y^2)],
                      (XV, XR3):
                      [2*xp/(1+xp^2+yp^2), 2*yp/(1+xp^2+yp^2),
                       (1-xp^2-yp^2)/(1+xp^2+yp^2)]},
                  name='Phi', latex_name=r'\Phi')
Phi.display()
```

```
Out[4]:  $\Phi: M \longrightarrow \mathbb{R}^3$ 
```

$$\text{on } U: (x, y) \longmapsto (X, Y, Z) = \left(\frac{2x}{x^2+y^2+1}, \frac{2y}{x^2+y^2+1}, \frac{x^2+y^2-1}{x^2+y^2+1} \right)$$

$$\text{on } V: (x', y') \longmapsto (X, Y, Z) = \left(\frac{2x'}{x'^2+y'^2+1}, \frac{2y'}{x'^2+y'^2+1}, -\frac{x'^2+y'^2-1}{x'^2+y'^2+1} \right)$$


```
In [5]: graph = XU.plot(chart=XR3, mapping=Phi, number_values=25,
    label_axes=False) + \
    XV.plot(chart=XR3, mapping=Phi, number_values=25,
    color='green', label_axes=False) + \
    p.plot(chart=XR3, mapping=Phi, label_offset=0.05)
show(graph, viewer='threejs', online=True)
```



Finally, the last objects defined in Chap. 2 are the scalar field f :

```
In [6]: f = M.scalar_field({XU: 1/(1+x^2+y^2), XV: (xp^2+yp^2)/(1+xp^2+yp^2)},
    name='f')
f.display()
```

```
Out[6]: f:    M    → ℝ
    on U: (x,y)  ↦  1/(x^2+y^2+1)
    on V: (x',y') ↦  (x'^2+y'^2)/(x'^2+y'^2+1)
```

and its parent, namely the commutative algebra $C^\infty(M)$ of smooth maps $M \rightarrow \mathbb{R}$:

```
In [7]: CM = M.scalar_field_algebra()
CM
```

```
Out[7]: C^\infty(M)
```

The tangent space at the point p introduced in In [3] is generated by

```
In [8]: Tp = M.tangent_space(p)
        Tp
```

```
Out[8]:  $T_p M$ 
```

It is a vector space over \mathbb{K} (here $\mathbb{K} = \mathbb{R}$, which is represented by SageMath's Symbolic Ring SR):

```
In [9]: print(Tp.category())
        Category of finite dimensional vector spaces over Symbolic Ring
```

The dimension of the vector space $T_p M$ equals that of the manifold M :

```
In [10]: dim(Tp)
```

```
Out[10]: 2
```

Tangent spaces are implemented as a class inherited from `TangentSpace` via the category framework:

```
In [11]: type(Tp)
```

```
Out[11]: 'sage.manifolds.differentiable.tangent-space.TangentSpace-with-category'
```

The class `TangentSpace` itself inherits from the generic class `FiniteRankFreeModule`¹, which, in SageMath, is devoted to free modules of finite rank without any distinguished basis:

```
In [12]: isinstance(Tp, FiniteRankFreeModule)
```

```
Out[12]: True
```

Remark 1: In SageMath, free modules with a distinguished basis are created with the command `FreeModule` or `VectorSpace` and belong to classes different from `FiniteRankFreeModule`. The differences are illustrated at

http://doc.sagemath.org/html/en/reference/modules/sage/tensor/modules/finite_rank_free_module.html#diff-freemodule.

Two bases of $T_p M$ are already available: those generated by the derivations at p along the coordinates of charts XU and XV respectively:

```
In [13]: Tp.bases()
```

```
Out[13]:  $\left[ \left( \frac{\partial}{\partial x}, \frac{\partial}{\partial y} \right), \left( \frac{\partial}{\partial x'}, \frac{\partial}{\partial y'} \right) \right]$ 
```

¹http://doc.sagemath.org/html/en/reference/tensor_free_modules/sage/tensor/modules/finite_rank_free_module.html

None of these bases is distinguished, but one is the default one, which simply means that it is the basis to be considered if the basis argument is skipped in some methods:

```
In [14]: Tp.default_basis()
```

```
Out[14]:  $\left(\frac{\partial}{\partial x}, \frac{\partial}{\partial y}\right)$ 
```

A tangent vector is created as an element of the tangent space by the standard SageMath procedure `new_element = parent(...)`, where `...` stands for some material sufficient to construct the element:

```
In [15]: vp = Tp((-3, 2), name='v')
         print(vp)
```

```
Tangent vector v at Point p on the 2-dimensional differentiable manifold M
```

Since the basis is not specified, the pair $(-3, 2)$ refers to components with respect to the default basis:

```
In [16]: vp.display()
```

```
Out[16]:  $v = -3\frac{\partial}{\partial x} + 2\frac{\partial}{\partial y}$ 
```

We have of course

```
In [17]: vp.parent()
```

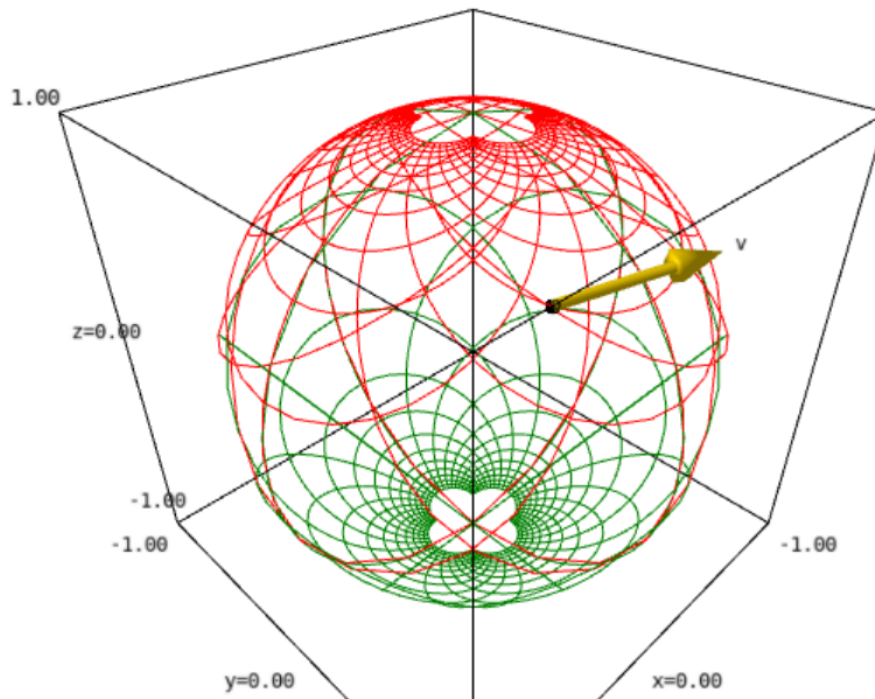
```
Out[17]:  $T_p M$ 
```

```
In [18]: vp in Tp
```

```
Out[18]: True
```

As other manifold objects, tangent vectors have some plotting capabilities:

```
In [19]: graph += vp.plot(chart=XR3, mapping=Phi, scale=0.5, color='gold')
show(graph, viewer='threejs', online=True)
```



The main attribute of the object `vp` representing the vector \mathbf{v} is the private dictionary `_components`, which stores the components of \mathbf{v} in various bases of T_pM :

```
In [20]: vp._components
```

```
Out[20]:
```

$$\left\{ \left(\frac{\partial}{\partial x}, \frac{\partial}{\partial y} \right) \right.$$

```
: 1-index components w.r.t. Basis (d/dx,d/dy) on the Tangent space at Poi:
```

The keys of the dictionary `_components` are the bases of T_pM , while the values belong to the class `Components`² devoted to store ring elements indexed by integers or tuples of integers:

```
In [21]: vpc = vp._components[Tp.default_basis()]
vpc
```

```
Out[21]: 1-index components w.r.t. Basis (d/dx,d/dy) on the Tangent space at Poi:
```

```
In [22]: type(vpc)
```

```
Out[22]: <class 'sage.tensor.modules.comp.Components'>
```

²http://doc.sagemath.org/html/en/reference/tensor_free_modules/sage/tensor/modules/comp.html

The components themselves are stored in the private dictionary `_comp` of the `Components` object, with the indices as keys:

```
In [23]: vpc._comp
```

```
Out[23]: {(0) : -3, (1) : 2}
```

Hence the components are not stored via a sequence data type (list or tuple), as one might have expected, but via a mapping type (dictionary). This is a general feature of the class `Components` and all its subclasses, which permits to not store vanishing components and, in case of symmetries (for multi-index objects like tensors), to store only non-redundant components.

3.3 Vector fields

3.3.1 Definition

The *tangent bundle* of M is the disjoint union of the tangent spaces at all points of M :

$$TM = \coprod_{p \in M} T_p M. \quad (3.3)$$

Elements of TM are usually denoted by (p, \mathbf{u}) , with $\mathbf{u} \in T_p M$. The tangent bundle is canonically endowed with the *projection map*:

$$\begin{aligned} \pi : TM &\longrightarrow M \\ (p, \mathbf{u}) &\longmapsto p. \end{aligned} \quad (3.4)$$

The tangent bundle inherits some manifold structure from M : TM is a smooth manifold of dimension $2n$ over \mathbb{K} (n being the dimension of M).

A *vector field* on M is a continuous right-inverse of the projection map, i.e. it is a map

$$\begin{aligned} \mathbf{v} : M &\longrightarrow TM \\ p &\longmapsto \mathbf{v}|_p \end{aligned} \quad (3.5)$$

such that $\pi \circ \mathbf{v} = \text{Id}_M$, i.e. such that

$$\forall p \in M, \quad \mathbf{v}|_p \in T_p M. \quad (3.6)$$

3.3.2 Module of vector fields

The set $\mathfrak{X}(M)$ of all vector fields on M is naturally endowed with two algebraic structures:

1. $\mathfrak{X}(M)$ is a (infinite dimensional) vector space over \mathbb{K} — the base field of M —, the scalar multiplication $\mathbb{K} \times \mathfrak{X}(M) \rightarrow \mathfrak{X}(M)$, $(\lambda, \mathbf{v}) \mapsto \lambda \mathbf{v}$ being defined by

$$\forall p \in M, \quad (\lambda \mathbf{v})|_p = \lambda \mathbf{v}|_p, \quad (3.7)$$

where the right-hand side involves the scalar multiplication in the vector space $T_p M$;

2. $\mathfrak{X}(M)$ is a module over $C^\infty(M)$ — the commutative algebra of scalar fields —, the scalar multiplication $C^\infty(M) \times \mathfrak{X}(M) \rightarrow \mathfrak{X}(M)$, $(f, \mathbf{v}) \mapsto f \mathbf{v}$ being defined by

$$\forall p \in M, \quad (f \mathbf{v})|_p = f(p) \mathbf{v}|_p, \quad (3.8)$$

where the right-hand side involves the scalar multiplication by $f(p) \in \mathbb{K}$ in the vector space $T_p M$.

An important subcase of 2 is when $\mathfrak{X}(M)$ is a **free module** over $C^\infty(M)$, i.e. when $\mathfrak{X}(M)$ admits a basis (a generating set consisting of linearly independent elements). If this occurs, then $\mathfrak{X}(M)$ is actually a **free module of finite rank** over $C^\infty(M)$ and its rank is n — the dimension of M over \mathbb{K} , which means that all bases share the same cardinality, namely n . One says that M is a **parallelizable** manifold. A basis $(\mathbf{e}_a)_{1 \leq a \leq n}$ of $\mathfrak{X}(M)$ is called a **vector frame**; for any $p \in M$, $(\mathbf{e}_a|_p)_{1 \leq a \leq n}$ is then a basis of the tangent vector space $T_p M$. Any vector field has a unique decomposition with respect to the vector frame³ $(\mathbf{e}_a)_{1 \leq a \leq n}$:

$$\forall \mathbf{v} \in \mathfrak{X}(M), \quad \mathbf{v} = v^a \mathbf{e}_a, \quad \text{with } v^a \in C^\infty(M). \quad (3.9)$$

At each point $p \in M$, Eq. (3.9) gives birth to an identity in the tangent space $T_p M$:

$$\mathbf{v}|_p = v^a(p) \mathbf{e}_a|_p, \quad \text{with } v^a(p) \in \mathbb{K}, \quad (3.10)$$

which is nothing but the expansion of the tangent vector $\mathbf{v}|_p$ on the basis $(\mathbf{e}_a|_p)_{1 \leq a \leq n}$ of the vector space $T_p M$.

Note that if M is covered by a chart X , i.e. M is the domain of the chart X , then M is parallelizable and a vector frame is $(\partial/\partial x^a)_{1 \leq a \leq n}$, where the x^a 's are the coordinates of chart X . Such a vector frame is called a **coordinate frame** or **natural basis**. More generally, examples of parallelizable manifolds are [12]

- the Cartesian space \mathbb{R}^n for $n = 1, 2, \dots$,
- the circle \mathbb{S}^1 ,
- the torus $\mathbb{T}^2 = \mathbb{S}^1 \times \mathbb{S}^1$,
- the sphere $\mathbb{S}^3 \simeq \text{SU}(2)$, as any Lie group,
- the sphere \mathbb{S}^7 ,

³Einstein's convention for summation on repeated indices is assumed.

- any orientable 3-manifold (Steenrod theorem [21]).

On the other hand, examples of non-parallelizable manifolds are

- the sphere \mathbb{S}^2 (as a consequence of the hairy ball theorem), as well as any sphere \mathbb{S}^n with $n \notin \{1, 3, 7\}$,
- the real projective plane $\mathbb{R}\mathbb{P}^2$.

Actually, “most” manifolds are non-parallelizable. As noticed above, if a manifold is covered by a single chart, it is parallelizable (the prototype being \mathbb{R}^n). But the reverse is not true: \mathbb{S}^1 and \mathbb{T}^2 are parallelizable and require at least two charts to cover them.

3.3.3 SageMath implementation

Among the two algebraic structures for $\mathfrak{X}(M)$ discussed in Sec. 3.3.2, we select the second one, i.e. we consider $\mathfrak{X}(M)$ as a $C^\infty(M)$ -module. With respect to the infinite-dimensional \mathbb{K} -vector space point of view, the advantage for the implementation is the reduction to finite-dimensional structures: free modules of rank n on parallelizable open subsets of M . Indeed, if U is such an open subset, i.e. if $\mathfrak{X}(U)$ is a free $C^\infty(U)$ -module of rank n , the generic class `FiniteRankFreeModule` discussed in Sec. 3.2.2 can be used to implement $\mathfrak{X}(U)$. The great benefit is that all calculus implemented on the free module elements, like the addition or the scalar multiplication, can be used as such for vector fields. This implies that vector fields will be described by their (scalar-field) components on vector frames, as defined by Eq. (3.9), on parallelizable open subsets of M .

If the manifold M is not parallelizable, we assume that it can be covered by a finite number m of parallelizable open subsets U_i ($1 \leq i \leq m$):

$$M = \bigcup_{i=1}^m U_i, \quad \text{with } U_i \text{ parallelizable} \quad (3.11)$$

In particular, this holds if M is compact, for any compact manifold admits a finite atlas.

For each $i \in \{1, \dots, m\}$, $\mathfrak{X}(U_i)$ is a free module of rank $n = \dim M$ and is implemented in SageMath as an instance of `VectorFieldFreeModule`, which is a subclass of `FiniteRankFreeModule`. This inheritance is illustrated in Fig. 3.1. On that figure, we note that the class `TangentSpace` discussed in Sec. 3.2.2 inherits from `FiniteRankFreeModule` as well.

A vector field $\mathbf{v} \in \mathfrak{X}(M)$ is then described by its restrictions $(\mathbf{v}|_{U_i})_{1 \leq i \leq m}$ to each of the U_i 's. Assuming that at least one vector frame is introduced in each of the U_i 's, $(\mathbf{e}_{i,a})_{1 \leq a \leq n}$ say, the restriction $\mathbf{v}|_{U_i}$ of \mathbf{v} to U_i is described by its components v_i^a in that frame:

$$\mathbf{v}|_{U_i} = v_i^a \mathbf{e}_{i,a}, \quad \text{with } v_i^a \in C^\infty(U_i). \quad (3.12)$$

Let us illustrate this strategy with the example of \mathbb{S}^2 . We get $\mathfrak{X}(M)$ by⁴

⁴We are using `YM` to denote $\mathfrak{X}(M)$ and not `XM`, because we reserve the symbol `X` to denote coordinate charts, as `XU`, `XV` or `XR3`.

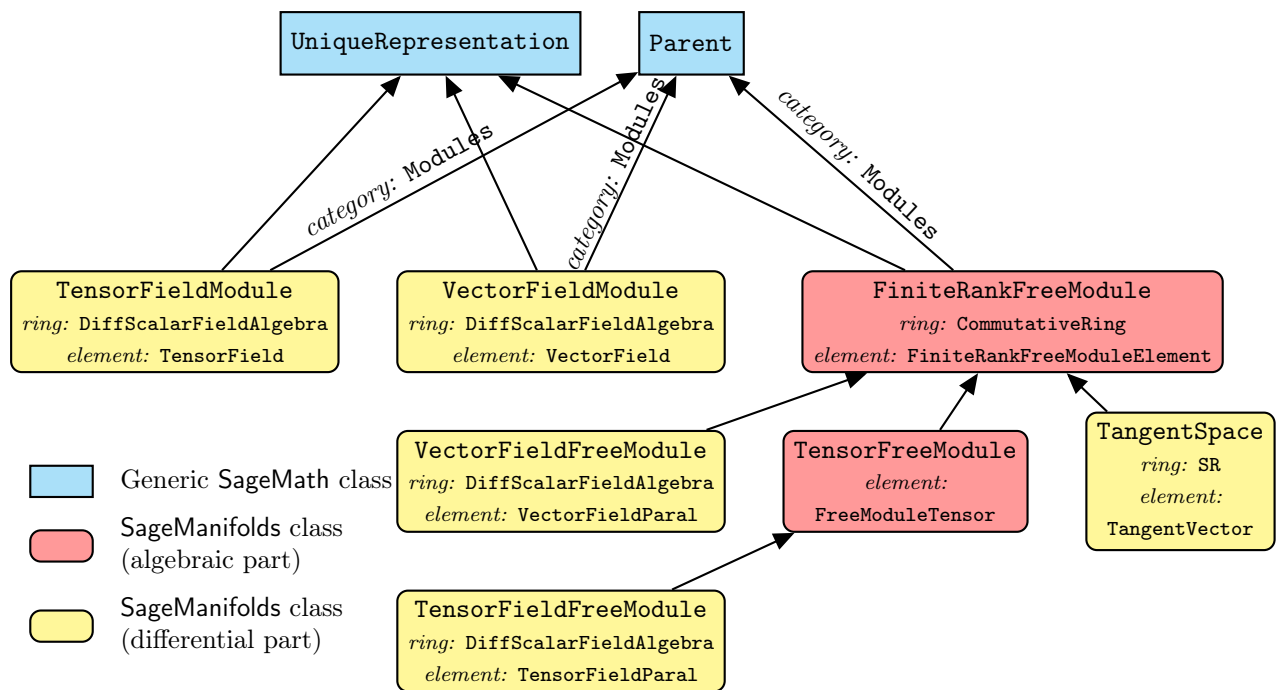


Figure 3.1: SageMath classes for modules involved in differentiable manifolds.

```
In [24]: YM = M.vector_field_module()
         YM
```

Out[24]: $\mathfrak{X}(M)$

As discussed above, $\mathfrak{X}(M)$ is considered as a module over $C^\infty(M)$:

```
In [25]: YM.category()
```

Out[25]: **Modules** $_{C^\infty(M)}$

Since the algebra $C^\infty(M)$ is denoted \mathbf{CM} , we have

```
In [26]: YM.base_ring() is CM
```

Out[26]: True

$\mathfrak{X}(M)$ is not a free module; in particular, we can check that its SageMath implementation does not belong to the class `FiniteRankFreeModule`:

```
In [27]: isinstance(YM, FiniteRankFreeModule)
```

Out[27]: False

This is because $M = \mathbb{S}^2$ is not a parallelizable manifold:


```
In [28]: M.is_manifestly_parallelizable()
```

```
Out[28]: False
```

Via SageMath category framework, the module $\mathfrak{X}(M)$ is implemented by a dynamically-generated subclass of the class `VectorFieldModule`, which is devoted to modules of vector fields on non-parallelizable manifolds:

```
In [29]: type(YM)
```

```
Out[29]: olds.differentiable.vectorfield-module.VectorFieldModule-with-category>
```

On the contrary, the set $\mathfrak{X}(U)$ of vector fields on U is a free module of finite rank over the algebra $C^\infty(U)$:

```
In [30]: YU = U.vector_field_module()
         isinstance(YU, FiniteRankFreeModule)
```

```
Out[30]: True
```

```
In [31]: YU.base_ring()
```

```
Out[31]:  $C^\infty(U)$ 
```

This is because the open subset U is a parallelizable manifold:

```
In [32]: U.is_manifestly_parallelizable()
```

```
Out[32]: True
```

being the domain of a coordinate chart:

```
In [33]: U.is_manifestly_coordinate_domain()
```

```
Out[33]: True
```

We can check that in U 's atlas, at least one chart has U for domain:

```
In [34]: U.atlas()
```

```
Out[34]: [(U, (x, y)), (W, (x, y)), (W, (x', y'))]
```

This chart is $XU = (U, (x, y))$, i.e. the chart of stereographic coordinates from the North pole. The rank of $\mathfrak{X}(U)$ as a free $C^\infty(U)$ -module is the manifold's dimension:

```
In [35]: rank(YU)
```

```
Out[35]: 2
```

Via the category framework, the free module $\mathfrak{X}(U)$ is implemented by a dynamically-generated subclass of the class `VectorFieldFreeModule`, which is devoted to modules of vector fields on parallelizable manifolds:

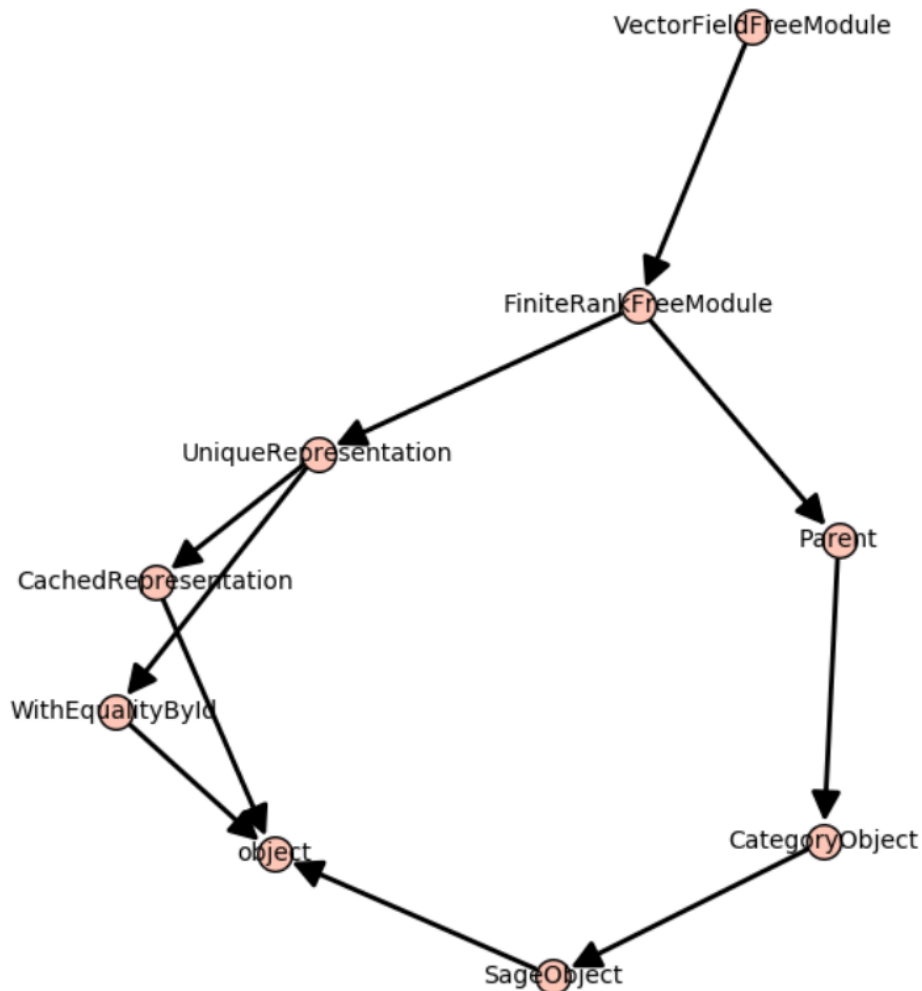
```
In [36]: type(YU)
```

```
Out[36]: .differentiable.vectorfield-module.VectorFieldFreeModule-with-category>
```

The class `VectorFieldFreeModule` is itself a subclass of the generic class `FiniteRankFreeModule`:

```
In [37]: class_graph(
sage.manifolds.differentiable.vectorfield_module.VectorFieldFreeModule
).plot()
```

```
Out[37]:
```



Since U is a chart domain, the free module $\mathfrak{X}(U)$ is automatically endowed with a basis, which is the coordinate frame associated to the chart:

```
In [38]: YU.bases()
```

```
Out[38]:  $\left[ \left( U, \left( \frac{\partial}{\partial x}, \frac{\partial}{\partial y} \right) \right) \right]$ 
```

Let us denote by eU this frame. We can set $eU = YU.bases()[0]$ or alternatively

```
In [39]: eU = YU.default_basis()
eU
```

```
Out[39]:  $\left( U, \left( \frac{\partial}{\partial x}, \frac{\partial}{\partial y} \right) \right)$ 
```

Another equivalent instruction would have been $eU = U.default_frame()$.

Similarly, $\mathfrak{X}(V)$ is a free module, endowed with the coordinate frame associated to stereographic coordinates from the South pole, which we denote by eV :

```
In [40]: YV = V.vector_field_module()
YV.bases()
```

```
Out[40]:  $\left[ \left( V, \left( \frac{\partial}{\partial x'}, \frac{\partial}{\partial y'} \right) \right) \right]$ 
```

```
In [41]: eV = YV.default_basis()
eV
```

```
Out[41]:  $\left( V, \left( \frac{\partial}{\partial x'}, \frac{\partial}{\partial y'} \right) \right)$ 
```

If we consider the intersection $W = U \cap V$, we notice its module of vector fields is endowed with two bases, reflecting the fact that W is covered by two charts: $(W, (x, y))$ and $(W, (x', y'))$:

```
In [42]: W = U.intersection(V)
YW = W.vector_field_module()
YW.bases()
```

```
Out[42]:  $\left[ \left( W, \left( \frac{\partial}{\partial x}, \frac{\partial}{\partial y} \right) \right), \left( W, \left( \frac{\partial}{\partial x'}, \frac{\partial}{\partial y'} \right) \right) \right]$ 
```

Let us denote by eUW and eVW these two bases, which are actually the restrictions of the vector frames eU and eV to W :

```
In [43]: eUW = eU.restrict(W)
eVW = eV.restrict(W)
YW.bases() == [eUW, eVW]
```

```
Out[43]: True
```

The free module $\mathfrak{X}(W)$ is also automatically endowed with automorphisms connecting the two bases, i.e. change-of-frame operators:

In [44]: `W.changes_of_frame()`

Out[44]:
$$\left\{ \left(\left(W, \left(\frac{\partial}{\partial x'}, \frac{\partial}{\partial y'} \right) \right), \left(W, \left(\frac{\partial}{\partial x}, \frac{\partial}{\partial y} \right) \right) \right) \right.$$

: Field of tangent-space automorphisms on the Open subset W of the 2-dimensional di

$$\left(\left(W, \left(\frac{\partial}{\partial x}, \frac{\partial}{\partial y} \right) \right), \left(W, \left(\frac{\partial}{\partial x'}, \frac{\partial}{\partial y'} \right) \right) \right)$$

: Field of tangent-space automorphisms on the Open subset W of the 2-dimensional di

$$\left. \right\}$$

The first of them is

In [45]: `P = W.change_of_frame(eUW, eVW)`
`P`

Out[45]: Field of tangent-space automorphisms on the Open subset W of the 2-dimensional diff

It belongs to the general linear group of the free module $\mathfrak{X}(W)$:

In [46]: `P.parent()`

Out[46]: $GL(\mathfrak{X}(W))$

and its matrix is deduced from the Jacobian matrix of the transition map $XV \rightarrow XU$:

In [47]: `P[:]`

Out[47]:
$$\begin{pmatrix} -x^2 + y^2 & -2.xy \\ -2.xy & x^2 - y^2 \end{pmatrix}$$

3.3.4 Construction and manipulation of vector fields

Let us introduce a vector field v on M :

In [48]: `v = M.vector_field(name='v')`
`v[eU, 0] = f.restrict(U)`
`v[eU, 1] = -2`
`v.display(eU)`

Out[48]:
$$v = \left(\frac{1}{x^2 + y^2 + 1} \right) \frac{\partial}{\partial x} - 2 \frac{\partial}{\partial y}$$

Notice that, at this stage, we have defined \mathbf{v} only on U , by setting its components in the vector frame $\mathbf{e}U$, either explicitly as scalar fields, like the component v^0 set to the restriction of f to U or implicitly, like the component v^1 : the integer -2 will be coerced to the constant scalar field of value -2 (cf. Sec. 2.3.3). We can ask for the scalar-field value of a component via the double-bracket operator; since $\mathbf{e}U$ is the default frame on M , we do not have to specify it:

```
In [49]: v[[0]]
```

```
Out[49]: f
```

```
In [50]: v[[0]].display()
```

```
Out[50]: f:      U      → ℝ
           (x, y)  ↦    1
                    x2+y2+1
           on W: (x', y') ↦    x'2+y'2
                    x'2+y'2+1
```

Note that, for convenience, the single bracket operator returns a chart function of the component:

```
In [51]: v[0]
```

```
Out[51]: 1
          x2 + y2 + 1
```

The restriction of \mathbf{v} to W is of course

```
In [52]: v.restrict(W).display(eW)
```

```
Out[52]: v = ( 1 / (x2 + y2 + 1) ) ∂/∂x - 2 ∂/∂y
```

Since we have a second vector frame on W , namely $\mathbf{e}W$, and the change-of-frame automorphisms are known, we can ask for the components of \mathbf{v} with respect to that frame:

```
In [53]: v.restrict(W).display(eW)
```

```
Out[53]: v = ( (4xy3 - x2 + 4(x3 + x)y + y2) / (x6 + y6 + (3x2 + 1)y4 + x4 + (3x4 + 2x2)y2) ) ∂/∂x'
            + ( - (2(x4 - y4 + x2 + xy - y2)) / (x6 + y6 + (3x2 + 1)y4 + x4 + (3x4 + 2x2)y2) ) ∂/∂y'
```

Notice that the components are expressed in terms of the coordinates (x, y) since they form the default chart on W . To have them expressed in terms of the coordinates (x', y') , we have to add the restriction of the chart $(V, (x', y'))$ to W as the second argument of the method `display()`:

```
In [54]: v.restrict(W).display(eVW, XV.restrict(W))
```

Out[54]:

$$v = \left(-\frac{x'^4 - 4x'y'^3 - y'^4 - 4(x'^3 + x')y'}{x'^2 + y'^2 + 1} \right) \frac{\partial}{\partial x'} + \left(-\frac{2(x'^4 + x'^3y' + x'y'^3 - y'^4 + x'^2 - y'^2)}{x'^2 + y'^2 + 1} \right) \frac{\partial}{\partial y'}$$

We extend the expression of v to the full vector frame XV by continuation of this expression:

```
In [55]: v.add_comp_by_continuation(eV, W, chart=XV)
```

We have then

```
In [56]: v.display(eV)
```

Out[56]:

$$v = \left(-\frac{x'^4 - 4x'y'^3 - y'^4 - 4(x'^3 + x')y'}{x'^2 + y'^2 + 1} \right) \frac{\partial}{\partial x'} + \left(-\frac{2(x'^4 + x'^3y' + x'y'^3 - y'^4 + x'^2 - y'^2)}{x'^2 + y'^2 + 1} \right) \frac{\partial}{\partial y'}$$

At this stage, the vector field v is defined in all M . According to the hairy ball theorem, it has to vanish somewhere. Let us show that this occurs at the North pole, by first introducing the latter, as the point of stereographic coordinates $(x', y') = (0, 0)$:

```
In [57]: N = M((0,0), chart=XV, name='N')
print(N)
```

Point N on the 2-dimensional differentiable manifold M

As a check, we verify that the image of N by the canonical embedding $\Phi : \mathbb{S}^2 \rightarrow \mathbb{R}^3$ is the point of Cartesian coordinates $(0, 0, 1)$:

```
In [58]: XR3(Phi(N))
```

Out[58]: (0, 0, 1)

The vanishing of $v|_N$:

```
In [59]: v.at(N).display()
```

```
Out[59]: v = 0
```

On the other hand, v does not vanish at the point p introduced above:

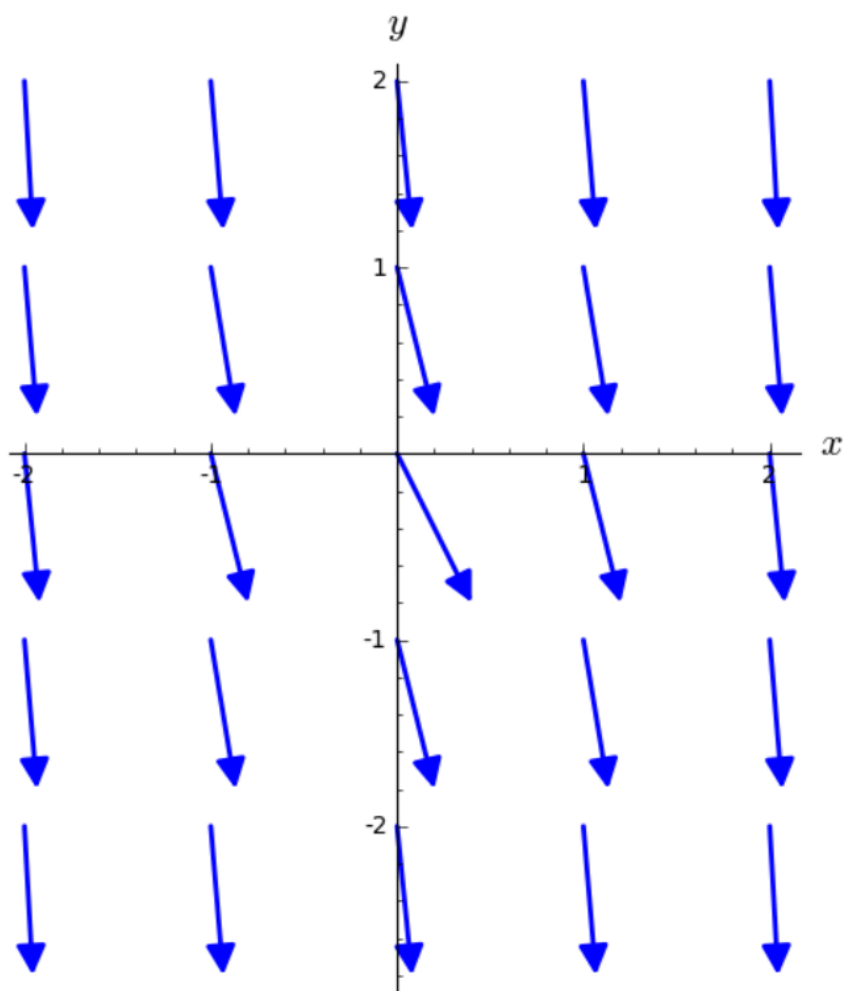
```
In [60]: v.at(p).display()
```

```
Out[60]: v = 1/6 ∂/∂x - 2 ∂/∂y
```

We may plot the vector field v in terms of the stereographic coordinates from the North pole:

```
In [61]: v.plot(chart=XU, chart_domain=XU, max_range=2,
               number_values=5, scale=0.4, aspect_ratio=1)
```

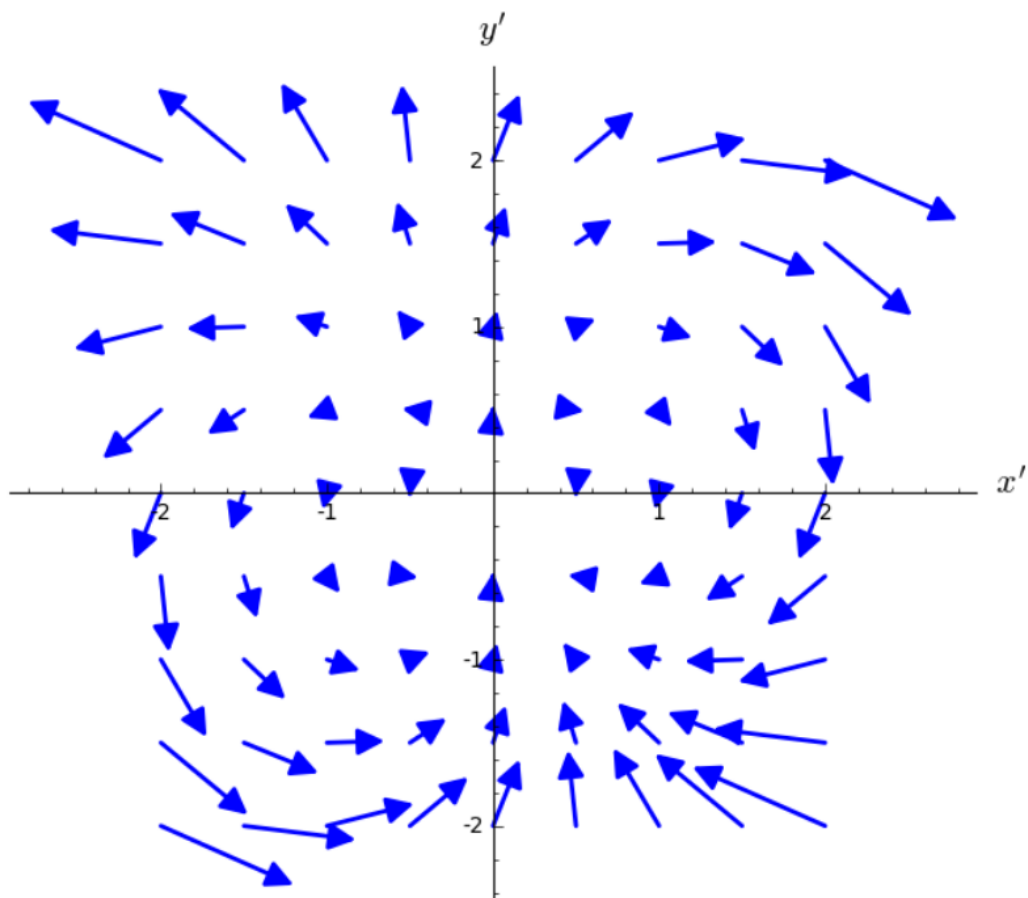
```
Out[61]:
```



or in term of those from the South pole:

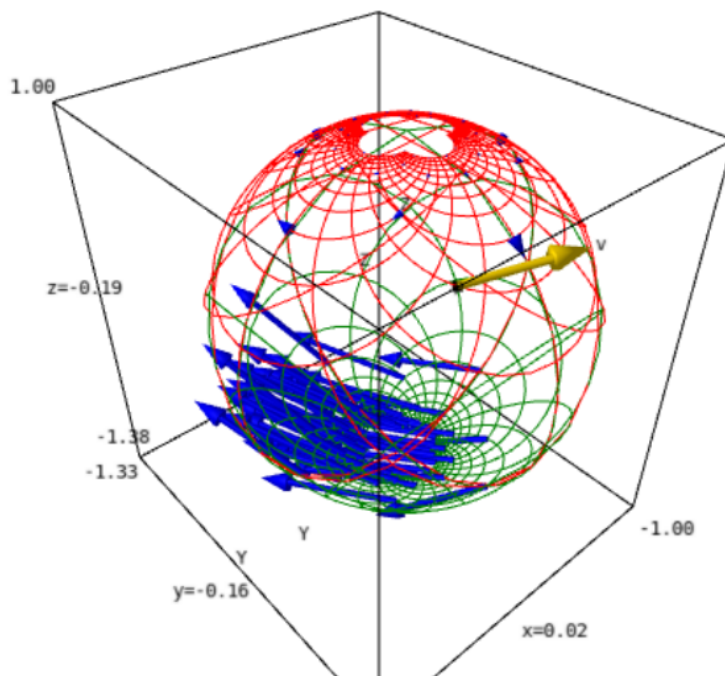
```
In [62]: v.plot(chart=XV, chart_domain=XV, max_range=2,  
              number_values=9, scale=0.05, aspect_ratio=1)
```

Out[62]:



Thanks to the embedding Φ , we may also have a 3D plot of the vector field \mathbf{v} atop of the 3D plot already obtained:


```
In [63]: graph_v = v.plot(chart=XR3, mapping=Phi, chart_domain=XU,
                        number_values=7, scale=0.2) + \
          v.plot(chart=XR3, mapping=Phi, chart_domain=XV,
                number_values=7, scale=0.2)
show(graph + graph_v, viewer='threejs', online=True)
```



Note that the sampling, performed on the two charts XU and XV is not uniform on the sphere. A better sampling would be achieved by introducing spherical coordinates.

3.3.5 Implementation details regarding vector fields

Let us now investigate some internals of the implementation of vector fields. Vector fields on M are implemented via the class `VectorField`⁵ (actually by a dynamically generated subclass of it, within SageMath category framework):

```
In [64]: isinstance(v, sage.manifolds.differentiable.vectorfield.VectorField)
```

```
Out[64]: True
```

Since M is not parallelizable, the defining data of a vector field v on M are its restrictions $(v|_{U_i})_{1 \leq i \leq m}$ to parallelizable open subsets U_i , following the scheme presented in Sec. 3.3.3. These restrictions are stored in the private dictionary `_restrictions`, whose keys are the open subsets:

⁵<http://doc.sagemath.org/html/en/reference/manifolds/sage/manifolds/differentiable/vectorfield.html>

```
In [65]: v._restrictions
```

```
Out[65]: {V : v, W : v, U : v}
```

Let us consider one of these restrictions, for instance the restriction $\mathbf{v}|_U$ to U :

```
In [66]: vU = v._restrictions[U]
vU is v.restrict(U)
```

```
Out[66]: True
```

Since U is a parallelizable open subset, the object $\mathbf{v}U$ belongs to the class `VectorFieldParal`, which is devoted to vector fields on parallelizable manifolds:

```
In [67]: isinstance(vU, sage.manifolds.differentiable.vectorfield.VectorFieldParal)
```

```
Out[67]: True
```

The class `VectorFieldParal` inherits both from `FiniteRankFreeModuleElement` (as `TangentVector`) and from `VectorField` (see Fig. 3.2). The defining data of $\mathbf{v}|_U$ are its sets of components with respect to (possibly various) vector frames on U , according to Eq. (3.12). The sets of components are stored in the private dictionary `_components`, whose keys are the vector frames:

```
In [68]: vU._components
```

```
Out[68]: { (U, (∂/∂x, ∂/∂y))
           : 1-index components w.r.t. Coordinate frame (U, (d/dx,d/dy)) }
```

Similarly, we have:

```
In [69]: v._restrictions[W]._components
```

```
Out[69]: { (W, (∂/∂x, ∂/∂y))
           : 1-index components w.r.t. Coordinate frame (W, (d/dx,d/dy)),
           (W, (∂/∂x', ∂/∂y'))
           : 1-index components w.r.t. Coordinate frame (W, (d/dxp,d/dyp)) }
```

The values of the dictionary `_components` belong to the same class `Components` as that discussed in Sec. 3.2.2 for the storage of components of tangent vectors:

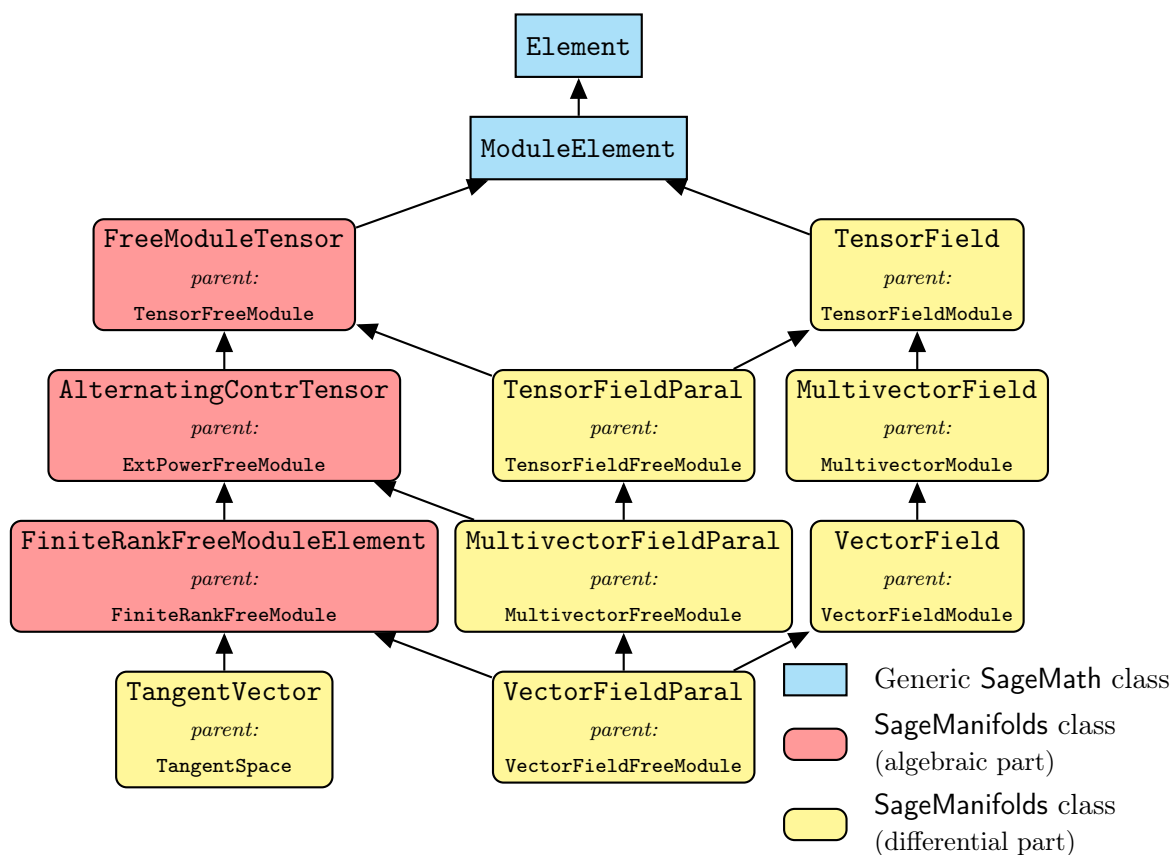


Figure 3.2: SageMath classes for tensor fields involved in differentiable manifolds. There are various multiple inheritances involving diamond diagrams; Python’s method resolution order algorithm (MRO) relies on the ordering of the parents in the class declaration and this order can be read from the left to the right in this figure. For instance, the class `VectorFieldParal` is declared as `class VectorFieldParal(FiniteRankFreeModuleElement, MultivectorFieldParal, VectorField)`.

```
In [70]: vUc = vU._components[eU]
         vUc
```

```
Out[70]: 1-index components w.r.t. Coordinate frame (U, (d/dx,d/dy))
```

```
In [71]: type(vUc)
```

```
Out[71]: <class 'sage.tensor.modules.comp.Components'>
```

As already mentioned in Sec. 3.2.2, the components themselves are stored in the private attribute `_comp` of the `Components` object; this is a dictionary whose keys are the indices:

```
In [72]: vUc._comp
```

```
Out[72]:          {(0) : f, (1)
                : Scalar field on the Open subset U of the 2-dimensional differentiable manifold M}
```

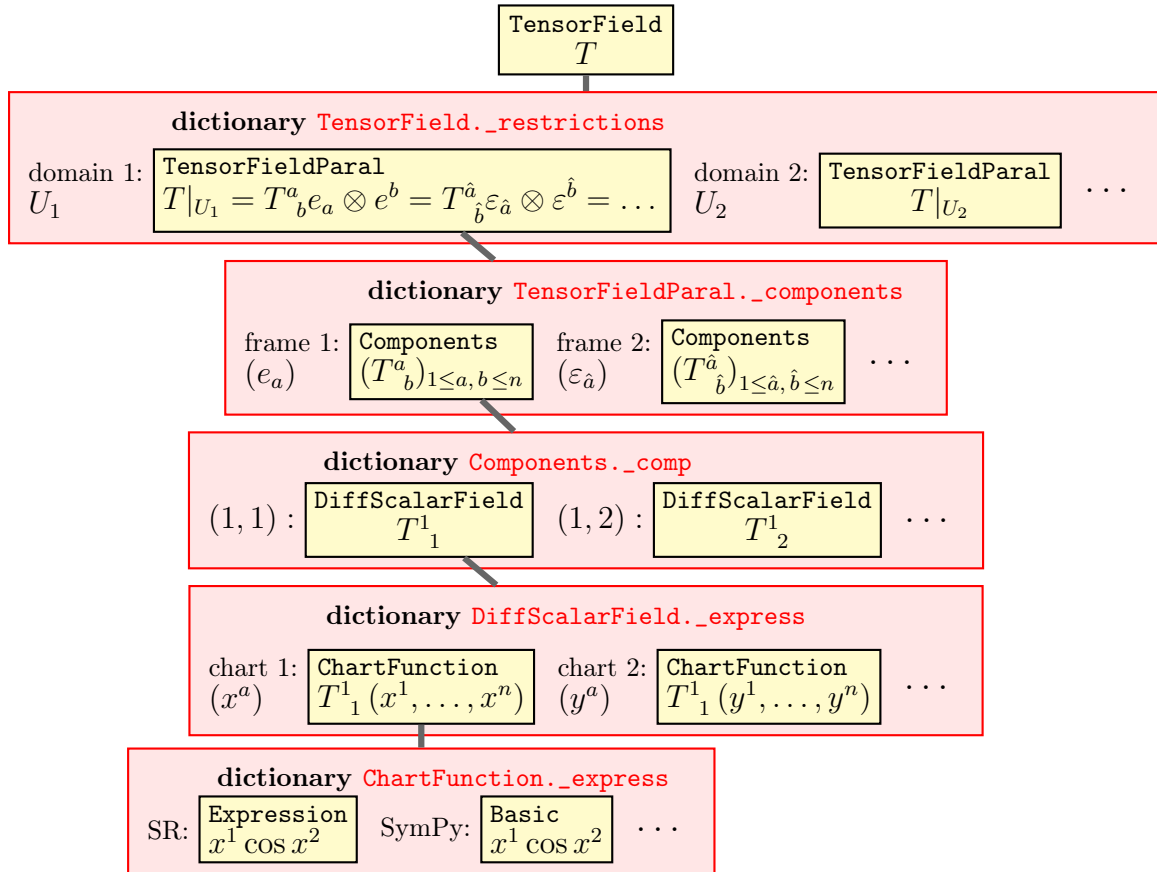


Figure 3.3: Internal storage of tensor fields. Red boxes represent Python dictionaries, yellow boxes are dictionary values, with the corresponding dictionary key located on the left of them. The Python class of each dictionary value is indicated in typewriter font at the top of the yellow box. In the hierarchical tree, only the leftmost branch is indicated by grey connectors. In the special case of vector fields, the classes `TensorField` and `TensorFieldParal` are to be replaced by `VectorField` and `VectorFieldParal` respectively.

The difference with the tangent vector case is that the values of that dictionary are now scalar fields, i.e. elements of $C^\infty(U)$ in the present case. This is of course in agreement with the treatment of $\mathfrak{X}(U)$ as a free module over $C^\infty(U)$, as discussed in Sec. 3.3.3. Taking into account the storage of scalar fields presented in Sec. 2.3.1, the full storage structure of vector fields is presented in Fig. 3.3 (the latter actually regards tensor fields, of which vector fields constitute a subcase).

Let us perform some algebraic operation on vector fields:

```
In [73]: w = v + f*v
         w
```

Out[73]: Vector field on the 2-dimensional differentiable manifold M

The code for the addition is accessible via

In [74]: `v._add_??`

```

1 File: .../src/sage/structure/element.pyx
2 def __add__(left, right):
3     """
4     Top-level addition operator for :class:'Element' invoking
5     the coercion model.
6
7     See :ref:'element_arithmetic'.
8     ...
9     """
10    cdef int c1 = classify_elements(left, right)
11    if HAVE_SAME_PARENT(c1):
12        return (<Element>left)._add_(right)
13    # Left and right are Sage elements => use coercion model
14    if BOTH_ARE_ELEMENT(c1):
15        return coercion_model.bin_op(left, right, add)
16    ...

```

This is exactly the same method `__add__()` as that discussed in Sec. 2.3.3 for the addition of scalar fields (cf. page 25), namely the method `__add__()` of the top-level class `Element`, from which both `VectorField` and `DiffScalarField` inherit, cf. the inheritance diagrams of Figs. 3.2 and 2.2 (taking into account that `CommutativeAlgebraElement` is a subclass of `Element`). In the present case, `left = v` and `right = f*v` have the same parent, so that the actual result is computed in line 12, via the method `_add_()` (note the single underscore on each side of `add`). This operator is implemented at the level of `TensorField`, as it can be checked from the source code (see lines 3 and 29 below):

In [75]: `v._add_??`

```

1 def _add_(self, other):
2     """
3     Tensor field addition.
4
5     INPUT:
6
7     - ‘‘other’’ -- a tensor field, in the same tensor module as ‘‘self’’
8
9     OUTPUT:
10
11    - the tensor field resulting from the addition of ‘‘self’’
12      and ‘‘other’’
13    ...
14    """
15    resu_rst = {}
16    for dom in self._common_subdomains(other):
17        resu_rst[dom] = self._restrictions[dom] + other._restrictions[dom]
18    some_rst = next(itervalues(resu_rst))
19    resu_sym = some_rst._sym

```

```

20     resu_antisym = some_rst._antisym
21     resu = self._vmodule.tensor(self._tensor_type, sym=resu_sym,
22                               antisym=resu_antisym)
23     resu._restrictions = resu_rst
24     if self._name is not None and other._name is not None:
25         resu._name = self._name + '+' + other._name
26     if self._latex_name is not None and other._latex_name is not None:
27         resu._latex_name = self._latex_name + '+' + other._latex_name
28     return resu
29 File: .../site-packages/sage/manifolds/differentiable/tensorfield.py

```

The first step in the addition of two vector fields is to search in the restrictions of both vector fields for common domains: this is performed in line 16, via the method `_common_subdomains`. Then the addition is performed at the level of the restrictions, in line 17. The rest of the code is simply the set up of the vector field object containing the result. Recursively, the addition performed in line 17 will reach a level at which the domains are parallelizable. Then a different method `_add_()`, will be involved, as we can check on `vU`:

```
In [76]: vU._add_??
```

```

1 def _add_(self, other):
2     """
3     Tensor addition.
4
5     INPUT:
6
7     - ‘other’ -- a tensor, of the same type as ‘self’
8
9     OUTPUT:
10
11    - the tensor resulting from the addition of ‘self’ and ‘other’
12    ...
13    """
14    # No need for consistency check since self and other are guaranteed
15    # to belong to the same tensor module
16    basis = self.common_basis(other)
17    if basis is None:
18        raise ValueError("no common basis for the addition")
19    comp_result = self._components[basis] + other._components[basis]
20    result = self._fmodule.tensor_from_comp(self._tensor_type, comp_result)
21    if self._name is not None and other._name is not None:
22        result._name = self._name + '+' + other._name
23    if self._latex_name is not None and other._latex_name is not None:
24        result._latex_name = self._latex_name + '+' + other._latex_name
25    return result
26 File: .../site-packages/sage/tensor/modules/free_module_tensor.py

```

From line 26, we see that this method `_add_()` is implemented at the level of tensors on free modules, i.e. in the class `FreeModuleTensor`⁶, from which `VectorFieldParal`

⁶http://doc.sagemath.org/html/en/reference/tensor_free_modules/sage/tensor/modules/free_module_tensor.html

inherits (cf. the diagram in Fig. 3.2). Here the free module is clearly $\mathfrak{X}(U)$. The addition amounts to adding the components in a basis of the free module in which both operands have known components. Such a basis is returned by the method `common_basis` invoked in line 16. If necessary, this method can use change-of-basis formulas to compute the components of `self` or `other` in a common basis. The addition of the components in the found basis is performed in line 19. It involves the method `__add__()` of class `Components`; we can examine the corresponding code via the object `vUc` since the latter has been defined above as `vUc = vU._components[eU]`, i.e. `vUc` represents the set of components of the vector field $\mathbf{v}|_U$ in the basis $\mathbf{eU} = (\partial/\partial x, \partial/\partial y)$ of $\mathfrak{X}(U)$:

In [77]: `vUc.__add__??`

```

1 def __add__(self, other):
2     """
3     Component addition.
4
5     INPUT:
6
7     - ‘‘other’’ -- components of the same number of indices and defined
8       on the same frame as ‘‘self’’
9
10    OUTPUT:
11
12    - components resulting from the addition of ‘‘self’’ and ‘‘other’’
13      ...
14    """
15    ...
16    result = self.copy()
17    nproc = Parallelism().get('tensor')
18    if nproc != 1 :
19        # Parallel computation
20        ...
21    else:
22        # Sequential computation
23        for ind, val in other._comp.items():
24            result[[ind]] += val
25    return result
26 File: .../site-packages/sage/tensor/modules/comp.py

```

First of all, we note from line 26 that this is not the method `__add__()` of class `Element`, as it was for `VectorField` and `VectorFieldParal`, but instead the method `__add__()` implemented in class `Components`. This is because `Components` is a *technical* class, as opposed to the *mathematical* classes `VectorField` and `DiffScalarField`; therefore it does not inherit from `Element`, but only from the base class `SageObject`, which does not implement any addition. We note from lines 17-19 that the computation of the components can be done in parallel on more than one CPU core if user has turned on parallelization⁷. Focusing on the sequential code (lines 23-24), we see that the addition

⁷This is done with the command `Parallelism().set(nproc=8)` (for 8 threads); many examples of parallelized computations are presented at <http://sagemanifolds.obspm.fr/examples.html>.

is performed component by component. Each component being an element of $C^\infty(U)$ — the base ring of $\mathfrak{X}(U)$ —, this addition is that of scalar fields, as discussed in Sec. 2.3.3.

3.3.6 Action of vector fields on scalar fields

The action of \mathbf{v} on f is defined pointwise by considering \mathbf{v} at each point $p \in M$ as a derivation (the very definition of a tangent vector, cf. Sec. 3.2.1); the result is then a scalar field $\mathbf{v}(f)$ on M :

In [78]: `vf = v(f)`
`vf`

Out[78]: $v(f)$

In [79]: `vf.display()`

Out[79]: $v(f) : M \longrightarrow \mathbb{R}$

$$\text{on } U : (x, y) \longmapsto \frac{2(2y^3 + 2(x^2 + 1)y - x)}{x^6 + y^6 + 3(x^2 + 1)y^4 + 3x^4 + 3(x^4 + 2x^2 + 1)y^2 + 3x^2 + 1}$$

$$\text{on } V : (x', y') \longmapsto -\frac{2(x'^5 + 2x'^3y'^2 + x'y'^4 - 2y'^5 - 2(2x'^2 + 1)y'^3 - 2(x'^4 + x'^2)y')}{x'^6 + y'^6 + 3(x'^2 + 1)y'^4 + 3x'^4 + 3(x'^4 + 2x'^2 + 1)y'^2 + 3x'^2 + 1}$$

Chapter 4

Tensor fields

Contents

4.1	Introduction	57
4.2	Differential forms	57
4.3	More general tensor fields	60
4.4	Riemannian metric	62

4.1 Introduction

Having presented vector fields in Chap. 3, we move now to more general tensor fields. We keep the same example manifold, $M = \mathbb{S}^2$, as in Chap. 2 and 3.

4.2 Differential forms

Let us continue with the same example notebook as that considered in Chap. 3. There, we had introduced f as a scalar field on the 2-dimensional manifold $M = \mathbb{S}^2$ (cf. Sec. 3.2.2). The differential of f is a 1-form on M :

```
In [80]: df = f.differential()  
df
```

```
Out[80]: df
```

```
In [81]: print(df)
```

```
1-form df on the 2-dimensional differentiable manifold M
```

A 1-form is actually a tensor field of type $(0, 1)$:

```
In [82]: df.tensor_type()
```

```
Out[82]: (0, 1)
```

while a vector field is a tensor field of type $(1, 0)$:

```
In [83]: v.tensor_type()
```

```
Out[83]: (1, 0)
```

Specific 1-forms are those forming the dual basis (coframe) of a given vector frame: for instance for the vector frame $\mathbf{eU} = (\partial/\partial x, \partial/\partial y)$ on U , considered as a basis of the free $C^\infty(U)$ -module $\mathfrak{X}(U)$, we have:

```
In [84]: eU.dual_basis()
```

```
Out[84]: (U, (dx, dy))
```

```
In [85]: print(eU.dual_basis()[0])
```

```
1-form dx on the Open subset U of the 2-dimensional differentiable manifold M
```

Since \mathbf{eU} is the default frame on M , the default display of df is performed in terms of \mathbf{eU} 's coframe:

```
In [86]: df.display()
```

```
Out[86]:
```

$$df = \left(-\frac{2x}{x^4 + y^4 + 2(x^2 + 1)y^2 + 2x^2 + 1} \right) dx + \left(-\frac{2y}{x^4 + y^4 + 2(x^2 + 1)y^2 + 2x^2 + 1} \right) dy$$

We may check that in this basis, the components of $df|_U$ are nothing but the partial derivatives of the coordinate expression of f with respect to coordinates (x, y) :

```
In [87]: df[0] == diff(f.expr(), x)
```

```
Out[87]: True
```

```
In [88]: df[1] == diff(f.expr(), y)
```

```
Out[88]: True
```

In the coframe associated with $\mathbf{eV} = (\partial/\partial x', \partial/\partial y')$:

```
In [89]: df.display(eV)
```

Out[89]:

$$df = \left(\frac{2x'}{x'^4 + y'^4 + 2(x'^2 + 1)y'^2 + 2x'^2 + 1} \right) dx' + \left(\frac{2y'}{x'^4 + y'^4 + 2(x'^2 + 1)y'^2 + 2x'^2 + 1} \right) dy'$$

Since `eV` is not the default vector frame on M and $XV = (V, (x', y'))$ is not the default chart on M , we get the individual components by specifying both `eV` and XV , in addition to the index, in the square-bracket operator:

```
In [90]: df[eV,0,XV]
```

Out[90]:

$$\frac{2x'}{x'^4 + y'^4 + 2(x'^2 + 1)y'^2 + 2x'^2 + 1}$$

We may then check that the components in the frame `eV` are the partial derivatives with respect to the coordinates $x_p = x'$ and $y_p = y'$ of the chart XV :

```
In [91]: df[eV,0,XV] == diff(f.expr(XV), xp)
```

Out[91]: True

```
In [92]: df[eV,1,XV] == diff(f.expr(XV), yp)
```

Out[92]: True

The parent of df is the set $\Omega^1(M)$ of all 1-forms on M , considered as a $C^\infty(M)$ -module:

```
In [93]: print(df.parent())
df.parent()
```

```
Module Omega^1(M) of 1-forms on the 2-dimensional differentiable manifold M
```

Out[93]: $\Omega^1(M)$

```
In [94]: df.parent().base_ring()
```

Out[94]: $C^\infty(M)$

This module is actually the dual of the vector-field module $\mathfrak{X}(M)$, which is represented by the Python object `YM` (cf. Sec. 3.3.3):

```
In [95]: YM.dual()
```

Out[95]: $\Omega^1(M)$

Consequently, a 1-form acts on vector fields, yielding an element of $C^\infty(M)$, i.e. a scalar field:

```
In [96]: print(df(v))
```

```
Scalar field df(v) on the 2-dimensional differentiable manifold M
```

This scalar field is nothing but the result of the action of \mathbf{v} on f discussed in Sec. 3.3.6:

```
In [97]: df(v) == v(f)
```

```
Out[97]: True
```

4.3 More general tensor fields

We construct a tensor of type $(1, 1)$ by taking the tensor product $\mathbf{v} \otimes df$:

```
In [98]: t = v * df
         t
```

```
Out[98]: Tensor field of type (1,1) on the 2-dimensional differentiable manifold M
```

```
In [99]: t.display()
```

```
Out[99]: 
$$\begin{aligned} \mathbf{v} \otimes df = & \left( -\frac{2x}{x^6 + y^6 + 3(x^2 + 1)y^4 + 3x^4 + 3(x^4 + 2x^2 + 1)y^2 + 3x^2 + 1} \right) \frac{\partial}{\partial x} \\ & \otimes dx + \left( -\frac{2y}{x^6 + y^6 + 3(x^2 + 1)y^4 + 3x^4 + 3(x^4 + 2x^2 + 1)y^2 + 3x^2 + 1} \right) \frac{\partial}{\partial x} \\ & \otimes dy + \left( \frac{4x}{x^4 + y^4 + 2(x^2 + 1)y^2 + 2x^2 + 1} \right) \frac{\partial}{\partial y} \otimes dx \\ & + \left( \frac{4y}{x^4 + y^4 + 2(x^2 + 1)y^2 + 2x^2 + 1} \right) \frac{\partial}{\partial y} \otimes dy \end{aligned}$$

```

```
In [100]: t.display(eV)
```

```
Out[100]:
```

$$\begin{aligned}
 & v \otimes df \\
 = & \left(-\frac{2(x'^5 - 4x'^2y'^3 - x'y'^4 - 4(x'^4 + x'^2)y')}{x'^6 + y'^6 + 3(x'^2 + 1)y'^4 + 3x'^4 + 3(x'^4 + 2x'^2 + 1)y'^2 + 3x'^2 + 1} \right) \frac{\partial}{\partial x'} \\
 & \otimes dx' \\
 + & \left(-\frac{2(x'^4y' - 4x'y'^4 - y'^5 - 4(x'^3 + x')y'^2)}{x'^6 + y'^6 + 3(x'^2 + 1)y'^4 + 3x'^4 + 3(x'^4 + 2x'^2 + 1)y'^2 + 3x'^2 + 1} \right) \frac{\partial}{\partial x'} \\
 & \otimes dy' \\
 + & \left(-\frac{4(x'^5 + x'^4y' + x'^2y'^3 - x'y'^4 + x'^3 - x'y'^2)}{x'^6 + y'^6 + 3(x'^2 + 1)y'^4 + 3x'^4 + 3(x'^4 + 2x'^2 + 1)y'^2 + 3x'^2 + 1} \right) \frac{\partial}{\partial y'} \\
 & \otimes dx' \\
 + & \left(-\frac{4(x'^3y'^2 + x'y'^4 - y'^5 - y'^3 + (x'^4 + x'^2)y')}{x'^6 + y'^6 + 3(x'^2 + 1)y'^4 + 3x'^4 + 3(x'^4 + 2x'^2 + 1)y'^2 + 3x'^2 + 1} \right) \frac{\partial}{\partial y'} \\
 & \otimes dy'
 \end{aligned}$$

We can use the method `display_comp()` for a display component by component:

```
In [101]: t.display_comp()
```

```
Out[101]:
```

$$\begin{aligned}
 v \otimes df_x^x &= -\frac{2x}{x^6+y^6+3(x^2+1)y^4+3x^4+3(x^4+2x^2+1)y^2+3x^2+1} \\
 v \otimes df_y^x &= -\frac{2y}{x^6+y^6+3(x^2+1)y^4+3x^4+3(x^4+2x^2+1)y^2+3x^2+1} \\
 v \otimes df_x^y &= \frac{4x}{x^4+y^4+2(x^2+1)y^2+2x^2+1} \\
 v \otimes df_y^y &= \frac{4y}{x^4+y^4+2(x^2+1)y^2+2x^2+1}
 \end{aligned}$$

The parent of t is the set $\mathcal{T}^{(1,1)}(M)$ of all type-(1,1) tensor fields on M , considered as a $C^\infty(M)$ -module:

```
In [102]: print(t.parent())
t.parent()
```

```
Module T^(1,1)(M) of type-(1,1) tensors fields on the 2-dimensional diff
erentiable manifold M
```

```
Out[102]:  $\mathcal{T}^{(1,1)}(M)$ 
```

```
In [103]: t.parent().base_ring()
```

```
Out[103]:  $C^\infty(M)$ 
```

As for vector fields, since M is not parallelizable, the $C^\infty(M)$ -module $\mathcal{T}^{(1,1)}(M)$ is not free and the tensor fields are described by their restrictions to parallelizable subdomains:

```
In [104]: t_restrictions
```

```
Out[104]: {V : v ⊗ df, U : v ⊗ df}
```

These restrictions form free modules:

```
In [105]: print(t_restrictions[U].parent())
```

```
Free module T^(1,1)(U) of type-(1,1) tensors fields on the Open subset U
of the 2-dimensional differentiable manifold M
```

```
In [106]: t_restrictions[U].parent().base_ring()
```

```
Out[106]: C^∞(U)
```

4.4 Riemannian metric

4.4.1 Defining a metric

The standard metric on $M = \mathbb{S}^2$ is that induced by the Euclidean metric of \mathbb{R}^3 . Let us start by defining the latter:

```
In [107]: h = R3.metric('h')
          h[0,0], h[1,1], h[2, 2] = 1, 1, 1
          h.display()
```

```
Out[107]: h = dX ⊗ dX + dY ⊗ dY + dZ ⊗ dZ
```

The metric g on M is the pullback of h associated with the embedding Φ introduced in Sec. 3.2.2:

```
In [108]: g = M.metric('g')
          g.set( Phi.pullback(h) )
          print(g)
```

```
Riemannian metric g on the 2-dimensional differentiable manifold M
```

Note that we could have defined g intrinsically, i.e. by providing its components in the two vector frames eU and eV , as we did for the metric h on \mathbb{R}^3 . Instead, we have chosen to get it as the pullback by Φ of h , as an example of pullback associated with some differential map.

The metric is a symmetric tensor field of type (0,2):

```
In [109]: g.tensor_type()
```

```
Out[109]: (0, 2)
```

The expression of the metric in terms of the default frame on M (eU):

```
In [110]: g.display()
```

```
Out[110]:
```

$$g = \left(\frac{4}{x^4 + y^4 + 2(x^2 + 1)y^2 + 2x^2 + 1} \right) dx \otimes dx + \left(\frac{4}{x^4 + y^4 + 2(x^2 + 1)y^2 + 2x^2 + 1} \right) dy \otimes dy$$

We may factorize the metric components to get a better display:

```
In [111]: g[0,0].factor() ; g[1,1].factor()
```

```
Out[111]:
```

$$\frac{4}{(x^2 + y^2 + 1)^2}$$

```
In [112]: g.display()
```

```
Out[112]:
```

$$g = \frac{4}{(x^2 + y^2 + 1)^2} dx \otimes dx + \frac{4}{(x^2 + y^2 + 1)^2} dy \otimes dy$$

A matrix view of the components of g in the manifold's default frame:

```
In [113]: g[:]
```

```
Out[113]:
```

$$\begin{pmatrix} \frac{4}{(x^2+y^2+1)^2} & 0 \\ 0 & \frac{4}{(x^2+y^2+1)^2} \end{pmatrix}$$

Display in terms of the vector frame $(V, (\partial_{x'}, \partial_{y'}))$:

```
In [114]: g.display(eV)
```

```
Out[114]:
```

$$g = \left(\frac{4}{x'^4 + y'^4 + 2(x'^2 + 1)y'^2 + 2x'^2 + 1} \right) dx' \otimes dx' + \left(\frac{4}{x'^4 + y'^4 + 2(x'^2 + 1)y'^2 + 2x'^2 + 1} \right) dy' \otimes dy'$$

The metric acts on vector field pairs, resulting in a scalar field:

```
In [115]: print(g(v,v))
```

```
Scalar field g(v,v) on the 2-dimensional differentiable manifold M
```

```
In [116]: g(v,v).parent()
```

```
Out[116]: C∞(M)
```

```
In [117]: g(v,v).display()
```

```
Out[117]: g(v,v) : M → ℝ
```

$$\begin{aligned} \text{on } U : (x, y) &\mapsto \frac{4(4x^4+4y^4+8(x^2+1)y^2+8x^2+5)}{x^8+y^8+4(x^2+1)y^6+4x^6+6(x^4+2x^2+1)y^4+6x^4+4(x^6+3x^4+3x^2+1)y^2+4x^2} \\ \text{on } V : (x', y') &\mapsto \frac{4(5x'^8+5y'^8+4(5x'^2+2)y'^6+8x'^6+2(15x'^4+12x'^2+2)y'^4+4x'^4+4(5x'^6+ \\ &\quad x'^8+y'^8+4(x'^2+1)y'^6+4x'^6+6(x'^4+2x'^2+1)y'^4+6x'^4+4(x'^6+3x'^4+3x'^2+ \end{aligned}$$

4.4.2 Levi-Civita connection

The Levi-Civita connection associated with the metric g is

```
In [118]: nab = g.connection()
print(nab)
nab
```

Levi-Civita connection nabla_g associated with the Riemannian metric g on the 2-dimensional differentiable manifold M

```
Out[118]: ∇g
```

The nonzero Christoffel symbols of g (skipping those that can be deduced by symmetry on the last two indices) w.r.t. the chart XU:

```
In [119]: g.christoffel_symbols_display(chart=XU)
```

```
Out[119]: Γxxx = - $\frac{2x}{x^2+y^2+1}$ 
Γxxy = - $\frac{2y}{x^2+y^2+1}$ 
Γxyy =  $\frac{2x}{x^2+y^2+1}$ 
Γyxx =  $\frac{2y}{x^2+y^2+1}$ 
Γyxy = - $\frac{2x}{x^2+y^2+1}$ 
Γyyy = - $\frac{2y}{x^2+y^2+1}$ 
```

∇_g acting on the vector field v :

```
In [120]: Dv = nab(v)
print(Dv)
```

Tensor field nabla_g(v) of type (1,1) on the 2-dimensional differentiable manifold M


```
In [121]: Dv.display()
```

```
Out[121]:
```

$$\begin{aligned}\nabla_g v = & \left(\frac{4(y^3 + (x^2 + 1)y - x)}{x^4 + y^4 + 2(x^2 + 1)y^2 + 2x^2 + 1} \right) \frac{\partial}{\partial x} \otimes dx \\ & + \left(-\frac{4(x^3 + xy^2 + x + y)}{x^4 + y^4 + 2(x^2 + 1)y^2 + 2x^2 + 1} \right) \frac{\partial}{\partial x} \otimes dy \\ & + \left(\frac{2(2x^3 + 2xy^2 + 2x + y)}{x^4 + y^4 + 2(x^2 + 1)y^2 + 2x^2 + 1} \right) \frac{\partial}{\partial y} \otimes dx \\ & + \left(\frac{2(2y^3 + 2(x^2 + 1)y - x)}{x^4 + y^4 + 2(x^2 + 1)y^2 + 2x^2 + 1} \right) \frac{\partial}{\partial y} \otimes dy\end{aligned}$$

4.4.3 Curvature

The Riemann curvature tensor of the metric g is

```
In [122]: Riem = g.riemann()
print(Riem)
Riem.display()
```

Tensor field Riem(g) of type (1,3) on the 2-dimensional differentiable manifold M

```
Out[122]:
```

$$\begin{aligned}\text{Riem}(g) = & \left(\frac{4}{x^4 + y^4 + 2(x^2 + 1)y^2 + 2x^2 + 1} \right) \frac{\partial}{\partial x} \otimes dy \otimes dx \otimes dy \\ & + \left(-\frac{4}{x^4 + y^4 + 2(x^2 + 1)y^2 + 2x^2 + 1} \right) \frac{\partial}{\partial x} \otimes dy \otimes dy \otimes dx \\ & + \left(-\frac{4}{x^4 + y^4 + 2(x^2 + 1)y^2 + 2x^2 + 1} \right) \frac{\partial}{\partial y} \otimes dx \otimes dx \otimes dy \\ & + \left(\frac{4}{x^4 + y^4 + 2(x^2 + 1)y^2 + 2x^2 + 1} \right) \frac{\partial}{\partial y} \otimes dx \otimes dy \otimes dx\end{aligned}$$

The components of the Riemann tensor in the default frame on M are

```
In [123]: Riem.display_comp()
```

```
Out[123]: Riem(g)xyxy =  $\frac{4}{x^4+y^4+2(x^2+1)y^2+2x^2+1}$ 
Riem(g)xyyx =  $-\frac{4}{x^4+y^4+2(x^2+1)y^2+2x^2+1}$ 
Riem(g)yxyx =  $-\frac{4}{x^4+y^4+2(x^2+1)y^2+2x^2+1}$ 
Riem(g)yxyx =  $\frac{4}{x^4+y^4+2(x^2+1)y^2+2x^2+1}$ 
```

The parent of the Riemann tensor is the $C^\infty(M)$ -module of type-(1,3) tensor fields on M :

```
In [124]: print(Riem.parent())
Module T^(1,3)(M) of type-(1,3) tensors fields on the 2-dimensional diff
erentiable manifold M
```

The Riemann tensor is antisymmetric on its two last indices (i.e. the indices at position 2 and 3, the first index being at position 0):

```
In [125]: Riem.symmetries()
no symmetry; antisymmetry: (2, 3)
```

The Riemann tensor of the Euclidean metric h on \mathbb{R}^3 is identically zero, i.e. h is a flat metric:

```
In [126]: h.riemann().display()
Out[126]: Riem(h) = 0
```

The Ricci tensor is

```
In [127]: Ric = g.ricci()
Ric.display()
Out[127]:
```

$$\text{Ric}(g) = \left(\frac{4}{x^4 + y^4 + 2(x^2 + 1)y^2 + 2x^2 + 1} \right) dx \otimes dx + \left(\frac{4}{x^4 + y^4 + 2(x^2 + 1)y^2 + 2x^2 + 1} \right) dy \otimes dy$$

while the Ricci scalar is

```
In [128]: R = g.ricci_scalar()
R.display()
Out[128]: r(g) : M → ℝ
on U : (x, y) ↦ 2
on V : (x', y') ↦ 2
```

We recover the fact that (\mathbb{S}^2, g) is a Riemannian manifold of constant positive curvature.

In dimension 2, the Riemann curvature tensor is entirely determined by the Ricci scalar R according to

$$R^i{}_{jlk} = \frac{R}{2} (\delta^i{}_k g_{jl} - \delta^i{}_l g_{jk}) \quad (4.1)$$

Let us check this formula here, under the form $R^i{}_{jlk} = -Rg_{j[k}\delta^i{}_{l]}$:

```
In [129]: delta = M.tangent_identity_field()
Riem == - R*(g*delta).antisymmetrize(2,3)
```

Out[129]: True

Similarly the relation $\text{Ric} = (R/2) g$ must hold:

```
In [130]: Ric == (R/2)*g
```

Out[130]: True

4.4.4 Volume form

The *volume form* (or *Levi-Civita tensor*) associated with the metric g and for which the vector frame (∂_x, ∂_y) is right-handed is the following 2-form:

```
In [131]: eps = g.volume_form()
print(eps)
eps.display()
```

2-form eps_g on the 2-dimensional differentiable manifold M

Out[131]:
$$\epsilon_g = \left(\frac{4}{x^4 + y^4 + 2(x^2 + 1)y^2 + 2x^2 + 1} \right) dx \wedge dy$$

The exterior derivative of ϵ_g is a 3-form:

```
In [132]: print(eps.exterior_derivative())
```

3-form deps_g on the 2-dimensional differentiable manifold M

Of course, since the dimension of M is 2, all 3-forms vanish identically:

```
In [133]: eps.exterior_derivative().display()
```

Out[133]: $d\epsilon_g = 0$

Chapter 5

Conclusion and perspectives

We have presented some aspects of symbolic tensor calculus as implemented in SageMath. The implementation is independent of the symbolic engine (i.e. the tool used to performed symbolic calculus on coordinate representations of scalar fields), the latter being involved only in the last stage of the diagram shown in Fig. 3.3.

The implementation has been performed via the SageManifolds project, the home page of which we refer for details and material complementary to what has been shown here (in particular many more examples):

<http://sagemanifolds.obspm.fr/>

This project resulted in $\sim 75,000$ lines of Python code (including comments and doctests), which have been submitted to SageMath community as a sequence of 33 tickets¹, at the time of this writing (March 2018). The first ticket was accepted in March 2015 and the 33th one in March 2018. These tickets have been written and reviewed by a dozen of contributors². As a result, all code is fully included in SageMath 8.2 and does not require any separate installation. The following features have been already implemented:

- differentiable manifolds: tangent spaces, vector frames, tensor fields, curves, pull-back and pushforward operators;
- standard tensor calculus (tensor product, contraction, symmetrization, etc.), even on non-parallelizable manifolds;
- all monotermin tensor symmetries taken into account;
- Lie derivatives of tensor fields;
- differential forms: exterior and interior products, exterior derivative, Hodge duality;
- multivector fields: exterior and interior products, Schouten-Nijenhuis bracket;
- affine connections (curvature, torsion);

¹Cf. the meta-ticket <https://trac.sagemath.org/ticket/18528>.

²Cf. the list at <http://sagemanifolds.obspm.fr/authors.html>.

- pseudo-Riemannian metrics;
- computation of geodesics (numerical integration via SageMath/GSL);
- some plotting capabilities (charts, points, curves, vector fields);
- parallelization (on tensor components) of CPU demanding computations, via the Python library `multiprocessing`;
- the possibility to use `SymPy` as the symbolic engine, instead of SageMath's default, which is `Pynac` (with `Maxima` for simplifications).

Only a subset of the above functionalities have been presented here. In particular, the exterior calculus on differential forms and multivector fields has not been touched, nor the computation of geodesics.

The SageManifolds project is still ongoing and future prospects include

- adding more symbolic engines (Giac, FriCAS, ...);
- treating the extrinsic geometry of pseudo-Riemannian submanifolds;
- computing integrals on submanifolds;
- adding more plotting capabilities;
- introducing new functionalities: symplectic forms, fibre bundles, spinors, variational calculus, etc.;
- connecting with numerical relativity: using SageMath to explore numerically-generated spacetimes; this will be done by introducing *numerical* engines, instead of *symbolic* ones, in the last stage of the Fig. 3.3 diagram.

In the spirit of open-source software, anybody interested is very welcome to join the project. Please visit

<http://sagemanifolds.obspm.fr/contact.html>

Bibliography

- [1] I.M. Anderson and C.G. Torre: *New symbolic tools for differential geometry, gravitation, and field theory*, J. Math. Phys. **53**, 013511 (2012);
<http://digitalcommons.usu.edu/dg/>
- [2] <http://digi-area.com/Maple/atlas/>
- [3] G.V. Bard *Sage for Undergraduates*, Americ. Math. Soc. (2015); preprint freely downloadable from <http://www.gregorybard.com/>
- [4] T. Birkandan, C. Güzelgün, E. Şirin and M. Can Uslu: *Symbolic and Numerical Analysis in General Relativity with Open Source Computer Algebra Systems*, arXiv:1703.09738 (2017).
- [5] D.A. Bolotin and S.V. Poslavsky: *Introduction to Redberry: the computer algebra system designed for tensor manipulation*, arXiv:1302.1219 (2013);
<http://redberry.cc/>
- [6] M. Culler, N. M. Dunfield, M. Goerner, and J. R. Weeks: *SnapPy, a computer program for studying the geometry and topology of 3-manifolds*;
<http://snappy.computop.org>
- [7] J.G. Fletcher, R. Clemens, R. Matzner, K.S. Thorne and B.A. Zimmerman: *Computer Programs for Calculating General-Relativistic Curvature Tensors*, Astrophys. J. **148**, L91 (1967).
- [8] <https://github.com/grtensor/grtensor>
- [9] D. Joyner and W. Stein: *Sage Tutorial*, CreateSpace (2014).
- [10] A.V. Korol'kova, D.S. Kulyabov and L.A. Sevast'yanov: *Tensor computations in computer algebra systems*, Prog. Comput. Soft. **39**, 135 (2013).
- [11] J. M. Lee : *Riemannian Manifolds: An Introduction to Curvature*, Springer, New-York (1997).
- [12] J. M. Lee : *Introduction to Smooth Manifolds*, 2nd edition, Springer, New-York (2013).

- [13] M.A.H. MacCallum: *Computer Algebra in General Relativity*, Int. J. Mod. Phys. A **17**, 2707 (2002).
- [14] J.-M. Martin-Garcia: *xPerm: fast index canonicalization for tensor computer algebra*, Comput. Phys. Commun. **179**, 597 (2008);
<http://www.xact.es>
- [15] J. W. Milnor : *On manifolds homeomorphic to the 7-sphere*, Ann. Math. **64**, 399 (1956).
- [16] B. O'Neill : *Semi-Riemannian Geometry, with Applications to Relativity*, Academic Press, New York (1983).
- [17] K. Peeters: *Symbolic field theory with Cadabra*, Comput. Phys. Commun. **15**, 550 (2007);
<https://cadabra.science/>
- [18] <http://www.math.washington.edu/~lee/Ricci/>
- [19] <http://sagemanifolds.obspm.fr>
- [20] J.E.F. Skea: *Applications of SHEEP* (1994), lecture notes available at <http://www.computeralgebra.nl/systemsoverview/special/tensoranalysis/sheep/>
- [21] N. Steenrod: *The Topology of Fibre Bundles*, Princeton Univ. Press (Princeton) (1951)
- [22] W. Stein and D. Joyner: *SAGE: System for Algebra and Geometry Experimentation*, Commun. Comput. Algebra, **39**, 61 (2005).
- [23] C. H. Taubes : *Gauge theory on asymptotically periodic 4-manifolds*, J. Differential Geom. **25**, 363 (1987).
- [24] V. Toth: *Tensor manipulation in GPL Maxima*, arXiv:cs/0503073 (2005).
- [25] P. Zimmermann et al.: *Calcul mathématique avec Sage*, CreateSpace (2013); freely downloadable from <http://sagebook.gforge.inria.fr/>
- [26] P. Zimmermann et al.: *Mathematical Computation with SageMath*, in preparation; preliminary version available at <https://members.loria.fr/PZimmermann/sagebook/english.html>