

In Defense of the Pre-Test: Valid Inference when Testing Violations of Parallel Trends for Difference-in-Differences

Jonas M. Mikhaeil¹ and Christopher Harshaw¹

¹*Columbia University, Statistics Department*

October 31, 2025

Abstract

The difference-in-differences (DID) research design is a key identification strategy which allows researchers to estimate causal effects under the parallel trends assumption. While the parallel trends assumption is counterfactual and cannot be tested directly, researchers often examine pre-treatment periods to check whether the time trends are parallel before treatment is administered. Recently, researchers have been cautioned against using preliminary tests which aim to detect violations of parallel trends in the pre-treatment period. In this paper, we argue that preliminary testing can – and should – play an important role within the DID research design. We propose a new and more substantively appropriate conditional extrapolation assumption, which requires an analyst to conduct a preliminary test to determine whether the severity of pre-treatment parallel trend violations falls below an acceptable level before extrapolation to the post-treatment period is justified. This stands in contrast to prior work which can be interpreted as either setting the acceptable level to be exactly zero (in which case preliminary tests lack power) or assuming that extrapolation is always justified (in which case preliminary tests are not required). Under mild assumptions on how close the actual violation is to the acceptable level, we provide a consistent preliminary test as well confidence intervals which are valid when conditioned on the result of the test. The conditional coverage of these intervals overcomes a common critique made against the use of preliminary testing within the DID research design. We use real data as well as numerical simulations to illustrate the performance of the proposed methods.

We thank Fredrik Sävje for stimulating discussions which helped shape this work. Christopher Harshaw gratefully acknowledges funding from NSF grant MMS-2316335.

Table of Contents

1	Introduction	1
1.1	Illustration	2
1.2	Related Work	4
2	Preliminaries	5
2.1	Causal Estimands in Repeated Cross-Sectional and Panel Data	5
2.2	Estimators	6
2.3	Asymptotic Analysis	7
3	The Conditional Extrapolation Assumption	7
3.1	Extrapolating the Violations of Parallel Trends	8
3.2	Implications for Inference	9
4	Testing for Pre-Treatment Violations of Parallel Trends	10
4.1	Asymptotic Consistency	10
4.2	A Simple Preliminary Test	11
5	Conditionally Valid Inference	12
5.1	Confidence Intervals	12
5.2	Comparison to Alternative Confidence Intervals	13
5.3	Probability of Valid Reporting	14
6	Numerical Simulation	14
7	Conclusion	17
	Appendix	22

1 Introduction

The difference-in-differences (DID) research design is a widely popular identification strategy that allows researchers to estimate causal effects in the presence of unmeasured confounding, i.e. selection on unobservables. This identification strategy, however, crucially relies on a *parallel trends* assumption: the counterfactual time-trend in the treatment group had it not received treatment is assumed to be the same as the time-trend in the control group.

While this parallel trends assumption is counterfactual and cannot be tested directly, researchers often have access to multiple pre-treatment time-periods. When this is the case, it is common practice to test whether trends in the treatment- and control group are parallel in the periods leading up to treatment (Angrist and Pischke, 2009; Gallagher, 2014; Markevich and Zhuravskaya, 2018). If the preliminary tests yield evidence of violations of the parallel trends in the pre-treatment period, researchers may doubt the plausibility of the parallel trends assumption in the post-treatment period. On the other hand, preliminary tests which do not yield evidence of pre-treatment parallel trends violations may give credence to the parallel trends assumption in the post-treatment period.

However, a recent literature has cautioned researchers against the use of preliminary tests for violations of parallel trends in pre-treatment periods. One strand of the literature has shown that conventional preliminary tests will have adverse effects on conventional methods for point estimation and inference, i.e. low power, bias, and severe undercoverage (Freyaldenhoven, Hansen, and Shapiro, 2019; Bilinski and Hatfield, 2020; Kahn-Lang and Lang, 2020; Roth, 2022). A second strand of the literature forgoes preliminary testing altogether and advocates for a partial identification approach which relies on the extrapolation of pre-treatment violations to the post-treatment period (Manski and Pepper, 2018; Rambachan and Roth, 2023). While we agree with the statistical shortcomings of conventional preliminary tests identified by this literature, we worry that applied researchers may misinterpret this caution to mean that preliminary testing ought to be generally avoided when using the DID research design.

In this paper, we argue that preliminary tests can—and should—play a more central role when researchers seek to employ DID as an identification strategy. This position aligns both with empirical intuition and applied practice. Indeed, in the presence of severely non-parallel pre-treatment trends, researchers may doubt the plausibility of parallel trends in the post-treatment period—leaving any DID-analysis unjustified. Relatively parallel pre-treatment trends, however, may lend credence to more-or-less parallel trends in the post-treatment period.

Of course, the observable pre-treatment trends are not necessarily similar to or indicative of the counterfactual post-treatment trends: so what is the basis for this judgment of the post-treatment violations based on the pre-treatment period? In such cases, we argue that the researcher is implicitly making some type of *conditional extrapolation assumption*; that is, extrapolation of the violation of parallel trends from the pre- to the post-treatment period is warranted only under certain conditions. It is for the evaluation of these conditions that a preliminary test is needed. The exact implementation of the preliminary test should depend on the particular specification of the conditions for extrapolation.

This first contribution of our paper is a formalization of such a conditional extrapolation assumption. Our assumption takes seriously the question of when extrapolation from pre- to the post-treatment period is warranted. An informal version of the assumption, formalized in Section 3, is given below:

Assumption (Conditional Extrapolation, Informal). If the pre-treatment violations of parallel

trends are *below a pre-specified acceptable level*, then post-treatment violations are not more severe than the pre-treatment violations.

Such a conditional extrapolation assumption aligns closely with the rationale behind applied research practice. Small violations of parallel trends make plausible that both groups share a common underlying mechanism; in an economic setting, for example, the groups may be counties that experience similar economic shocks and are driven by the overall economy in the same way, e.g., the border-discontinuity design in the minimum wage study of Card and Krueger (1994). Severe violations of parallel trends in the pre-treatment period, however, provide evidence against shared factors driving the trends of the groups. Under this conditional extrapolation assumption, a preliminary test is required to determine whether the *extrapolation condition*—that pre-treatment violations of parallel trends are indeed below the acceptable level—holds, so that the extrapolation is warranted and the researcher can proceed with the DID analysis.

Our second contribution is a simple preliminary test for determining whether or not the extrapolation condition holds. The proposed test is both conceptually simple and easy to implement. We show that the test is asymptotically consistent, which is to say that both Type I and Type II errors vanish on suitably separated null and alternative hypotheses.

Our third contribution is the development of confidence intervals for the Average Treatment Effect on the Treated (ATT) which are appropriate for our conditional extrapolation assumption. These confidence intervals are adjusted to account for the worst-case bias under the conditional extrapolation assumption and have several valuable statistical properties. We show that the confidence intervals are asymptotically valid after conditioning on passing the preliminary test. This resolves one of the issues with conventional tests and intervals identified by Freyaldenhoven, Hansen, and Shapiro (2019) and Roth (2022). The width of the confidence interval depends on the sample size as well as the magnitude of the pre-treatment violations of parallel trends. In the case that violations of parallel trends are negligible, the width of these intervals converges to zero in large samples at the usual $n^{-1/2}$ rate.

It is instructive to compare our conditional extrapolation assumption with two assumptions made in the literature. Under the classical parallel trends assumption (Angrist and Pischke, 2009), there are no post-treatment violations of parallel trends by assumption; any investigation of pre-treatment trends is irrelevant. Taking the pre-treatment period into account, Rambachan and Roth (2023) recommend partial identification-type assumptions under which the post-treatment violations are never more severe than the pre-treatment violations. Under this assumption, there is no need for preliminary testing of pre-treatment parallel trends violations – they are assumed to always extrapolate to the post-treatment period. If one takes as a methodological given that pre-treatment violations ought to be evaluated via some sort of preliminary test because extrapolation from pre-treatment violations to post-treatment violations is not always substantively justified, then neither of these assumptions offer the right prescription.

1.1 Illustration

To illustrate our approach, we re-analyze the effect of recentralization on public services in Vietnam (Malesky, Nguyen, and Tran, 2014). In the late 2000s, Vietnam’s central government proposed the dissolution of District People’s Councils (DPCs) – a form of local governance – to improve economic development. This was highly contentious and, in 2009, Vietnamese leadership officiated a pilot program to study the effects of recentralization. Officials stratified the selection of provinces

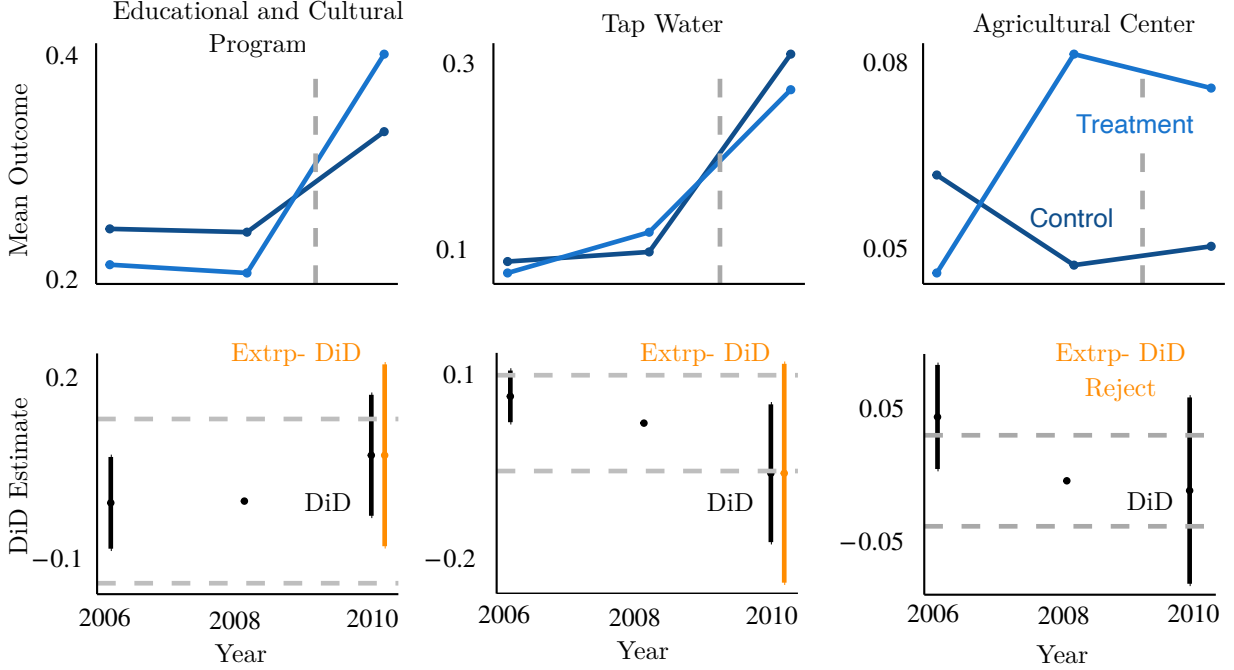


Figure 1: Upper panel: evolution of the means of three outcomes studied by Malesky, Nguyen, and Tran (2014). Lower Panel: comparison of classical DID inference (black) with our confidence intervals based on the extrapolation assumption (orange). Gray, dashed lines indicate the threshold for acceptable violations of parallel trends in the pre-treatment period.

that would be recentralized based on their region and other covariates deemed important. This careful selection of treated (that is, recentralized) provinces lends some ex ante plausibility to the parallel trends assumption. Even with carefully chosen treatment rollout, it is likely that some outcomes of interest may not have evolved in parallel absent of treatment, so that investigations into pre-treatment trends is warranted.

For the purposes of our illustration, we focus on three outcomes of interest: existence of educational and cultural programs, whether tap water is the main source of drinking water, and existence of an agricultural extension center. The top panels in Figure 1 show how each of these three observed outcomes in the treatment and control group change over time, with a dashed line representing the treatment time. Visually speaking, it appears that the pre-treatment trends are almost exactly parallel in the first outcome, slightly deviating from parallel in second outcome, and severely non-parallel in the third outcome.

We begin by conducting the proposed preliminary test to determine whether the extrapolation condition holds, i.e. that the severity of the pre-treatment parallel trend violation falls below a pre-determined threshold. If the test passes, then extrapolation of the severity of parallel-trend violations to the post-treatment period is considered to be justified and we move onto constructing confidence intervals for the Average Treatment Effect on the Treated (ATT) in this period. These intervals are centered at the difference-in-differences estimate and their widths depend not only on the estimated severity of parallel trend violations, but also the statistical uncertainty in estimating these quantities. We refer to Appendix E for more details on the implementation of our procedures

in this illustration.

The bottom panel of Figure 1 includes the severity test, the resulting confidence interval (when the test passes) and a conventional confidence interval for comparison. The dot appearing at 2006 is the estimate of the severity of the parallel trends violation and the bars depict the estimated standard deviation of the estimate. The dashed gray line represents the acceptable violation of parallel trends that warrants extrapolation, which was chosen to be half of the outcome. The conventional confidence intervals are the black line appearing in 2010 and our proposed confidence interval are the orange line appearing in 2010.

For the first two outcomes, the preliminary test declares the extrapolation condition to be true, so that extrapolation is deemed to be warranted and we proceed to construct the confidence intervals. Our confidence interval is larger than the conventional interval, because the latter does not take into account the pre-treatment violations nor their statistical uncertainty. In the first example, the violation is estimated to be close to zero but the statistical uncertainty in this estimate is large. In the second example, the violation is estimated to be larger, but there is less statistical uncertainty. Both confidence intervals in this illustration contain 0, which support the hypothesis that re-centralization had little effect on educational and cultural programs or on tap water. For the third outcome, the pre-treatment violation of parallel trends is so great that we do not proceed to make any inference on the effect of re-centralization on agricultural centers. In this illustration, the results of the preliminary test align with the visual inspection of parallel trends.

1.2 Related Work

The use of difference-in-differences (DID) as a research design has a long history (see e.g., Snow, 1855; Obenauer and Nienburg, 1915; Ashenfelter and Card, 1985; Card, 1990). When pre-treatment periods are available, it is typical to check for violations of parallel trends in the pre-treatment period (Angrist and Pischke, 2009; Card and Krueger, 2000). In particular, many empirical studies report event-study plots to lend plausibility to the parallel trends assumption (Autor, 2003; Fitzpatrick and Lovenheim, 2014; Gallagher, 2014; Markevich and Zhuravskaya, 2018).

While it has long been common to check for violations of parallel trends, there have been recent developments in explicating the underlying assumptions (Egami and Yamauchi, 2023) and formalizing more assessments of DID-validity, such as the development of tests for the null hypothesis that parallel trends are insensitive to functional form (Roth and Sant’Anna, 2023).

An emerging research literature has cautioned against the use of pre-tests for violations of parallel trends in the pre-treatment period altogether as they may have adverse effects on classical DID inference, such as bias and severe undercoverage (Bilinski and Hatfield, 2020; Kahn-Lang and Lang, 2020; Freyaldenhoven, Hansen, and Shapiro, 2019; Roth, 2022). For a further discussion, we recommend the review of Roth et al. (2023) and references therein. Beyond the difference-in-differences method, preliminary testing of modeling and identifying assumptions has a long history in econometrics (see e.g., Giles and Giles, 1993). For example, Guggenberger (2010) discusses preliminary testing in instrumental variable models.

Instead of testing for violations of parallel trends, which has been viewed as problematic, authors have proposed alternative methods of inference or identification. One approach is to pursue partial identification, where the confidence intervals are inflated to reflect the bias due to violations of parallel trends (Manski and Pepper, 2018; Rambachan and Roth, 2023). Dette (2020) replaces the parallel trends assumption with a “common range” assumption that extrapolates changes in group mean differences between treatment and control from the pre- to the post-treatment period. Keele

et al. (2019) perform a sensitivity analysis quantifying how much bias from violations of parallel trends is necessary to change the conclusion of a study. Kwon and Roth (2024) suggest an empirical Bayes approach in which researchers update their beliefs about the post-treatment violations of parallel trends given the observed pre-treatment violations. Ham and Miratrix (2024) study the effects of matching when parallel trends are violated. Freyaldenhoven, Hansen, and Shapiro (2019) circumvent reliance on the parallel trends assumption altogether by making use of a covariate that is related to the confounder but unaffected by treatment. Marx, Tamer, and Tang (2024) and Ghanem, Sant’Anna, and Wüthrich (2025) take a theoretical approach to evaluating the parallel trends assumption by investigating which economic models of selection and choice are compatible with the assumption.

In this paper, we consider event studies with a block-adoption design where treatment occurs for all subjects at one time. However, there is a growing current literature which investigates staggered-adoption designs where treatment rollout is not simultaneous but, instead, occurs in a staggered manner. Classical DID approaches fail to recover the relevant treatment estimands and alternative estimator have been proposed (Sun and Abraham, 2021; Goodman-Bacon, 2021; Callaway and Sant’Anna, 2021; Athey and Imbens, 2022; Borusyak, Jaravel, and Spiess, 2024). When DID is determined not to be a valid research design, there are additional methodologies which may be appropriate, including synthetic control methods (Abadie, Diamond, and Hainmueller, 2010; Abadie, 2021) and Bayesian panel-data models (Ben-Michael et al., 2023; Bell et al., 2025).

2 Preliminaries

We adopt a potential outcomes framework for the difference-in-differences (DID) design (Abadie, 2005; Egami and Yamauchi, 2023). However, all of our results are also applicable under a two-way fixed-effects structural equation model. We describe this connection in Appendix A.

2.1 Causal Estimands in Repeated Cross-Sectional and Panel Data

We assume that the analyst is working with T time periods indexed as $t = 1 \dots T$. We use t_0 to denote the time at which the treatment was administered. The first $T_{\text{pre}} = t_0 - 1$ observation times are referred to as the *pre-treatment* period and the remaining $T_{\text{post}} = T - T_{\text{pre}}$ observation times are referred to as the *post-treatment* period. We presume that the pre-treatment period is of size at least $T_{\text{pre}} \geq 2$, so that at least one pre-treatment violation of parallel trends is well-defined.

We posit the existence of a population distribution \mathcal{P} over a binary treatment indicator variable D and real-valued potential outcomes $Y^{(t)}(1)$ and $Y^{(t)}(0)$ for time-periods $t = 1 \dots T$. Under the classical assumptions of consistency, no anticipation, and no interference, the observed outcome $Y^{(t)}$ at time t is related to the potential outcomes as $Y^{(t)} = Y^{(t)}(1)\mathbf{1}[D = 1 \text{ and } t \geq t_0] + Y^{(t)}(0)\mathbf{1}[D = 0 \text{ or } t < t_0]$. Our results apply both to a panel data setting, where n subjects have been tracked over the T time periods, or to repeated cross-sections, where for every of the T time periods, we observe independent cross-sections comprised of n_t units.

The estimands considered in this paper are variants of the Average Treatment Effect on the Treated (ATT), which are commonly considered in the DID setting (Abadie, 2005). We define the ATT in the t -th time-period as

$$\tau_{\text{ATT}}^{(t)} = \text{E}[Y^{(t)}(1) - Y^{(t)}(0) | D = 1] \text{ .}$$

While there are many estimands that may be of substantive interest to researchers, the majority of this paper focuses on the average post-treatment ATT, that is,

$$\tau_{\text{ATT}} = \frac{1}{T_{\text{post}}} \sum_{t=t_0}^T \tau_{\text{ATT}}^{(t)} .$$

Our results can easily be extended to any linear function of the individual time-period ATTs $\tau_{\text{ATT}}^{(t)}$. For example, this includes estimands based on averages which discount time-periods based on the time passed since treatment was administered. See Appendix C for more details.

Without further assumptions the ATT is not identified. However, the related difference-in-differences estimand

$$\tau_{\text{DD}}^{(t)} = \text{E}[Y^{(t)} - Y^{(t_0)} \mid D = 1] - \text{E}[Y^{(t)} - Y^{(t_0)} \mid D = 0]$$

is identified. We define the corresponding average post-treatment difference-in-differences estimand as $\tau_{\text{DD}} = \frac{1}{T_{\text{post}}} \sum_{t=t_0}^T \tau_{\text{DD}}^{(t)}$, which is also identified. These two estimands τ_{ATT} and τ_{DD} coincide under parallel trends and otherwise disagree based on the amount to which parallel trends are violated. We have $\tau_{\text{ATT}}^{(t)} \equiv \tau_{\text{DD}}^{(t)} + \Delta^{(t)}$, where $\Delta^{(t)}$ is the *overall violation* of the parallel trends at time t , i.e.

$$\Delta^{(t)} = \text{E}[Y^{(t)}(0) - Y^{(t_0)}(0) \mid D = 1] - \text{E}[Y^{(t)}(0) - Y^{(t_0)}(0) \mid D = 0] .$$

The overall violations $\Delta^{(t)}$ in the pre-treatment period $t \leq t_0$ are often estimated to test for violations of parallel trends (e.g., in the form of lead checks (Angrist and Pischke, 2009; Egami and Yamauchi, 2023)) or for visual inspection in an event-study plot (Gallagher, 2014; Fitzpatrick and Lovenheim, 2014; Markevich and Zhuravskaya, 2018)). For each time period t , we additionally define the *iterative violation* of parallel trends $R^{(t)}$ as

$$R^{(t)} = \text{E}[Y^{(t)}(0) - Y^{(t-1)}(0) \mid D = 1] - \text{E}[Y^{(t)}(0) - Y^{(t-1)}(0) \mid D = 0] .$$

The iterative violations $R^{(t)}$ correspond to differences between two successive time periods, whereas the overall violations $\Delta^{(t)}$ correspond to differences in a given time period relative to a fixed reference t_0 time period. The difference between overall and iterative violations appears only when the number of pre-treatment periods is $T_{\text{pre}} > 2$ or the number of post-treatment periods is $T_{\text{post}} > 1$. We find that reasoning about the iterative violations is often more intuitive because differences between successive time periods may often have a more substantive interpretation than differences to a fixed reference period. In any event, the overall violations may be obtained from the iterative violations, and vice versa, according to the relations

$$\Delta^{(t)} = \sum_{s=1}^t R^{(s)} \quad \text{and} \quad R^{(t)} = \Delta^{(t)} - \Delta^{(t-1)} ,$$

so that working with either notion of violation is equivalent, see Appendix B.

2.2 Estimators

Our results apply to a broad class of estimators with mild assumptions on the data generating process. For example, our results will allow both for estimators which are simple comparisons of

sample means as well as estimators which use covariate adjustment for improved precision. We presume that the analyst has used the observed data to construct estimators of the two types of identifiable population quantities described above. In particular, we assume that for each time in the pre-treatment period $t \in 2 \dots t_0 - 1$, the analyst has constructed an estimator $\hat{R}^{(t)}$ for the iterative parallel trend violations $R^{(t)}$. Likewise, we assume that for each time in the post-treatment period $t \in t_0 \dots T$, the analyst has an estimator $\hat{\tau}_{\text{DD}}^{(t)}$ for the difference-in-differences estimand $\tau_{\text{DD}}^{(t)}$. The natural estimator for the average difference-in-differences across the post treatment period is given by $\hat{\tau}_{\text{DD}} = \frac{1}{T_{\text{post}}} \sum_{t=t_0}^T \hat{\tau}_{\text{DD}}^{(t)}$. We group the population quantities and the corresponding estimators into a T length vectors θ and $\hat{\theta}$ defined as

$$\theta = \left(R^{(2)}, \dots, R^{(t_0-1)}, \tau_{\text{DD}}^{(t_0)}, \dots, \tau_{\text{DD}}^{(T)} \right) \quad \text{and} \quad \hat{\theta} = \left(\hat{R}^{(2)}, \dots, \hat{R}^{(t_0-1)}, \hat{\tau}_{\text{DD}}^{(t_0)}, \dots, \hat{\tau}_{\text{DD}}^{(T)} \right),$$

respectively. We emphasize that this vector θ is a functional of the population distribution \mathcal{P} rather than a parameter; in fact, no parametric assumptions on \mathcal{P} will be made. We also assume that the analyst has constructed an estimator $\hat{\Sigma}$ for the covariance of the estimator $\hat{\theta}$.

2.3 Asymptotic Analysis

We analyze the proposed statistical methods using an asymptotic framework. The primary benefit of employing asymptotic analysis is that it will allow the functional θ to depend on the sample size n . In this way, we will be able to formally speak about parallel trend violations which are “present but negligible” (e.g. on the order of $n^{-1/2}$) in contrast to those which are “non-negligible” (e.g. on the order of $n^{-1/4}$). Formally, we will consider a sequence of population distributions indexed by the sample size, $\{\mathcal{P}_n\}_{n=1}^\infty$. Consequently, this yields a sequence of functionals $\{\theta_n\}_{n=1}^\infty$ and estimators $\{\hat{\theta}_n\}_{n=1}^\infty$ which are also indexed by the sample size. In our asymptotic analysis, we treat the size of the time periods T as being fixed as the sample size n grows.

We place two assumptions on the data generating process. The first asymptotic assumption is that the errors of the estimators are jointly normal in large samples. The second assumption is that the covariance estimator is consistent.

Assumption 1 (Asymptotic Normality). The sequence of functionals converges and the estimators are asymptotically jointly normal: $\theta_n \rightarrow \theta$ and $\sqrt{n} \cdot (\theta_n - \hat{\theta}_n) \xrightarrow{d} \mathcal{N}(0, \Sigma_\theta)$.

Assumption 2 (Consistent Variance Estimation). The variance estimator satisfies $\hat{\Sigma} - \Sigma_\theta \xrightarrow{p} 0$.

These two assumptions on the estimators and data generating process are quite mild. For example, when the analyst uses simple sample mean estimators for the population quantities, then Assumptions 1 and 2 follow from existence of the fourth moments of potential outcomes in the population distribution \mathcal{P} .

3 The Conditional Extrapolation Assumption

In this section, we provide a formal description of the conditional extrapolation assumption stated informally in the introduction. We study its implication for the bias of the difference-in-differences estimator.

3.1 Extrapolating the Violations of Parallel Trends

We begin by introducing a measure of the extent to which the parallel trends assumption is violated. For a fixed $p \geq 1$, the *severity of the parallel trends violations* in the pre-treatment and post-treatment periods, denoted S_{pre} and S_{post} are defined as

$$S_{\text{pre}} = \left(\frac{1}{T_{\text{pre}} - 1} \sum_{t=2}^{t_0-1} |R^{(t)}|^p \right)^{1/p} \quad \text{and} \quad S_{\text{post}} = \left(\frac{1}{T_{\text{post}}} \sum_{t=t_0}^T |R^{(t)}|^p \right)^{1/p},$$

respectively. These quantities measure the magnitude of the iterative violations in each of the periods. Both S_{pre} and S_{post} are increasing for larger values of p . For example, $p = 1$ is a simple average of the absolute iterative violations within period, while $p = \infty$ yields the maximum absolute iterative violation within a period.

The iterative violations $R^{(t)}$ in the pre- and post-treatment periods are population quantities and so too are the severity measures S_{pre} and S_{post} . The analyst can estimate the violations in the pre-treatment period and so S_{pre} can be consistently estimated using the observed data. On the other hand, S_{post} is unidentified and therefore cannot be estimated from observed data. The conditional extrapolation assumption posits a relationship between S_{pre} and S_{post} , when S_{pre} satisfies a certain condition:

Assumption 3 (Conditional Extrapolation). If $S_{\text{pre}} \leq M$, then $S_{\text{post}} \leq S_{\text{pre}}$.

The conditional extrapolation assumption states that if the violation of parallel trends is below an acceptable threshold $S_{\text{pre}} \leq M$, then extrapolation of these violations to the post-treatment period is justified, i.e. $S_{\text{post}} \leq S_{\text{pre}}$. On the other hand, if the violation of parallel trends in the pre-treatment period are larger than M , then no extrapolation is possible, i.e. no upper bound on S_{post} can be justified. We refer to the condition that $S_{\text{pre}} \leq M$ as the *extrapolation condition*.

This conditional extrapolation assumption is often reasonable in applied practice, where the parallel trends in the treatment and control group are made plausible by appealing to a shared mechanism which governs the dynamics of the treatment and control groups. For example, in the Card and Krueger (1994) study of the minimum wage, the shared mechanism is what underlies the common economic dynamics of bordering counties. In this example, the assumption of parallel trends are plausible in so far as we are convinced that these counties evolve according to the same economic dynamics in the same way. In general, substantial violations of parallel trends in the pre-treatment period would seem to falsify the hypothesis of a shared mechanism underlying the treatment and control groups' dynamics, and thereby invalidate the assumption of parallel trends in the post-treatment period. Assumption 3 is an attempt to quantify this line of reasoning: violations in the pre-treatment period can be indicative of violations in the post-treatment period, but only if they are sufficiently small to warrant the shared mechanism analogy to begin with.

A central question for applied researchers using Assumption 3 will be how to choose p , which determines how violation severity is measured, and M , which determines the threshold for violation severity under which extrapolation from the pre- to post-treatment period is warranted. It is important to highlight that both the choice of M and p crucially rely on the application at hand, subject knowledge about the phenomenon under study, and the analyst's beliefs about when extrapolation is justified. For this reason, we cannot give a one-size-fits-all recommendation, but we can highlight a few aspects of what such a decision entails.

The choice of p reflects how the violations are aggregated across the times throughout the period. The analyst may believe that each individual violation in the post-treatment period could be as extreme as the largest individual violation in the pre-treatment period, in which case $p = \infty$ is an appropriate choice. In some situations, bounding each post-treatment violation of parallel trends by the most extreme violation in the pre-treatment period may be too stringent. If on the other hand, a singular severe deviation in the pre-treatment period is judged to be an outlier or extremely rare, $p = 1$ may be the preferred choice as it measures severity by averaging all violations within the period. Intermediate values of p between 1 and ∞ trade off between these two perspectives.

The choice of M reflects the maximum severity under which extrapolation is justified. Depending on the particular phenomenon under study, researchers need to gauge under what amount of violation of parallel trends in the pre-treatment period (if any) would extrapolation to the post-treatment be plausible. Researchers should choose M so that extrapolation for violations $S_{\text{pre}} \leq M$ are justifiable whereas extrapolations for violations $S_{\text{pre}} \geq M$ would appear dubious.

3.2 Implications for Inference

Analysts are only able to estimate what is identifiable; in this case, that will be τ_{DD} , the average of the difference-in-differences estimand in the post-treatment period. If the parallel trends assumption were to hold exactly, then τ_{DD} will correspond exactly to the causal estimand τ_{ATT} , the average ATT in the post-treatment period. Our goal in this section is to understand how far apart these two quantities—one identified, one not—will be under the conditional extrapolation assumption (Assumption 3).

Proposition 3.1. *Suppose conditional extrapolation (Assumption 3) holds. If $S_{\text{pre}} \leq M$, then the difference between the average post-treatment DID and average post-treatment ATT is bounded as*

$$|\tau_{\text{ATT}} - \tau_{\text{DD}}| \leq \kappa \cdot S_{\text{pre}} ,$$

where $\kappa = (\frac{1}{T_{\text{post}}} \sum_{t=1}^{T_{\text{post}}} t^q)^{1/q}$ for q satisfying $\frac{1}{q} + \frac{1}{p} = 1$. If $S_{\text{pre}} > M$, then $|\tau_{\text{ATT}} - \tau_{\text{DD}}|$ may be arbitrarily large.

Proposition 3.1 highlights the role of the acceptable threshold M in the extrapolation. If the extrapolation condition is true, then we can produce a sharp upper bound on the difference between the causal estimand τ_{ATT} and the identified estimand τ_{DD} ; otherwise, extrapolation is not justified and the two quantities may be arbitrarily far apart. Already we can see that it will be of vital importance to test the validity of the extrapolation condition (i.e. $S_{\text{pre}} \leq M$) when conducting any statistical inference on the causal estimand τ_{ATT} . In Supplement D.1, we show that the upper bound in Proposition 3.1 is sharp.

When the extrapolation condition is true, the upper bound in Proposition 3.1 is the product of two terms, S_{pre} and κ . The first term S_{pre} is the severity of parallel trend violations in the pre-treatment period. If the severity S_{pre} in the pre-treatment period is larger, then the possible difference between the causal and identified estimands becomes larger. This is to be expected, given that the conditional extrapolation assumption posits that S_{pre} is a bound on the severity S_{post} in the post-treatment period, when the extrapolation condition is true. The second term in the upper bound is κ , which captures dependence on the length of the post-treatment period T_{post} and the value p used to define the severity. Note that κ is increasing with T_{post} , which reflects the fact that extrapolation become more challenging when the length of the post-treatment period increases, and

decreasing with p . In our asymptotic analysis, both T and p remain fixed, so that κ is treated as being constant as the sample size n grows.

Because the quantity κ is known and S_{pre} is identifiable, it is possible to estimate the sharp bound on the bias in Proposition 3.1. We will return to this idea in later sections. The following corollary uses Proposition 3.1 to illustrate the error of the aggregated difference-in-differences estimator.

Corollary 3.2. *Suppose the CLT and conditional extrapolation (Assumptions 1 and 3) hold. If $S_{\text{pre}} \leq M$, then the error of the DID estimator for the average post-treatment ATT is bounded as*

$$\tau_{\text{ATT}} - \hat{\tau}_{\text{DD}} = \mathcal{O}_p\left(\frac{1}{\sqrt{n}} + \kappa \cdot S_{\text{pre}}\right).$$

Otherwise, if $S_{\text{pre}} > M$, then $|\tau_{\text{ATT}} - \hat{\tau}_{\text{DD}}|$ may be arbitrarily large.

Corollary 3.2 bounds the magnitude of the statistical error in using $\hat{\tau}_{\text{DD}}$ to estimate τ_{ATT} . The magnitude of this statistical error will have implications for the width of confidence intervals constructed from $\hat{\tau}_{\text{DD}}$ and an estimate of its variance. Here, we look ahead somewhat by discussing the magnitude of the statistical error to gain intuition about the width of confidence intervals. We defer the precise description and analysis of the proposed confidence intervals to Section 5.

If the extrapolation condition holds, then the error in Corollary 3.2 has two terms. The $n^{-1/2}$ term reflects the statistical error inherent in the estimator $\hat{\tau}_{\text{DD}}$. The $\kappa \cdot S_{\text{pre}}$ term reflects the largest possible bias incurred by estimating the identifiable τ_{DD} and not the (unidentified) causal estimand τ_{ATT} . Conventional confidence intervals under the parallel trends assumption, where τ_{ATT} is identified, will have width of order $n^{-1/2}$. Under our extrapolation assumption, the statistical error—and thus, the width of intervals—will be on the order $\max\{n^{-1/2}, S_{\text{pre}}\}$. On the one hand, if the violations in the pre-treatment period are large, e.g. $S_{\text{pre}} = \Omega(1)$, then intervals will have constant width. On the other hand, if the violations are “present but negligible”, e.g. $S_{\text{pre}} = \mathcal{O}(n^{-1/2})$, then the width of intervals will decrease at the same rate as conventional intervals.

4 Testing for Pre-Treatment Violations of Parallel Trends

Assumption 3 states that if the pre-treatment violation of parallel trends are below an acceptable level, then the extrapolation of violations from the pre-treatment period to the post-treatment period is justified. As shown in Section 3, determining whether the extrapolation condition is true will be of crucial importance when invoking the conditional extrapolation assumption. In this section, we provide a simple preliminary test for this purpose and evaluate its asymptotic properties.

4.1 Asymptotic Consistency

We begin by defining the notion of an asymptotically consistent preliminary test. Informally speaking, a statistical test is asymptotically consistent if the Type I and Type II errors over a large class of null and alternative hypotheses go to zero as the sample size increases (Robins et al., 2003; Shao, 2007; Lehmann and Romano, 2022). Given a sequence $\{s_n\}_{n=1}^{\infty}$, we define the s_n -separated null and alternative hypotheses H_0 and H_1 as

$$\begin{aligned} H_0(s_n) &= \{ \text{Sequences } \mathcal{P}_n \text{ satisfying Assumption 1 and } S_{\text{pre}} \leq M - s_n \} \\ H_1(s_n) &= \{ \text{Sequences } \mathcal{P}_n \text{ satisfying Assumption 1 and } S_{\text{pre}} \geq M + s_n \} . \end{aligned}$$

H_0 contains data generating processes for which the pre-treatment violations S_{pre} are less than $M - s_n$, so that the extrapolation condition is true. Likewise, H_1 contains data generating processes for which the pre-treatment violations S_{pre} are larger than $M + s_n$, in which case the extrapolation condition is false. We allow for the pre-treatment violations S_{pre} and the acceptable level M to depend on the sample size n , but we suppress this notation for clarity.

The sequence s_n represents the separation between the null and alternative hypotheses. Some separation is required because no preliminary test will be able to have small Type I and Type II error when, for a given sample size, S_{pre} is arbitrarily close to M . It is, however, possible to construct tests with vanishing Type I and Type II error when the difference $|S_{\text{pre}} - M|$ goes to zero as the sample size increases, albeit at a sufficiently slowly rate. In this case, the preliminary test can be interpreted as having vanishing Type I and Type II error for hypotheses where S_{pre} are arbitrarily close to M , provided that the sample size is sufficiently large.

A preliminary test will be a function ϕ which maps the observed data to $\{0, 1\}$. If ϕ evaluates to 1 on the data, then the null hypothesis that $S_{\text{pre}} \leq M$ is rejected and the extrapolation condition is declared to be false. If ϕ evaluates to 0 on the data, then the test fails to reject the null hypothesis that $S_{\text{pre}} \leq M$, and the extrapolation condition is declared to be true.

A preliminary test will be *asymptotically consistent for separation* $\{s_n\}_{n=1}^\infty$ if

$$\lim_{n \rightarrow \infty} \mathbb{E}_{X \sim \mathcal{P}_n^{(0)}} [\phi(X)] = 0 \quad \text{and} \quad \lim_{n \rightarrow \infty} \mathbb{E}_{X \sim \mathcal{P}_n^{(1)}} [1 - \phi(X)] = 0$$

for all sequences $\mathcal{P}_n^{(0)} \in H_0(s_n)$ and $\mathcal{P}_n^{(1)} \in H_1(s_n)$, where X denotes the observed data. Note that the first term is the limiting Type I error under the null and the second term is the limiting Type II error under the alternative. For an asymptotically consistent preliminary test, both of these limiting errors will be zero for all data generating processes in the (separated) null and alternative.

4.2 A Simple Preliminary Test

We now provide a simple preliminary test which is shown to be asymptotically consistent. Recall that the severity of parallel trend violations in the pre-treatment period is defined as $S_{\text{pre}} = (T_{\text{pre}}^{-1} \sum_{t=0}^{t_0-1} |R^{(t)}|^p)^{1/p}$, where $R^{(t)}$ are the iterative violations of parallel trends. The analyst has already constructed estimators $\hat{R}^{(t)}$ for these iterative violations. We define the *estimated severity of pre-treatment violations* \hat{S}_{pre} as

$$\hat{S}_{\text{pre}} = \left(\frac{1}{T_{\text{pre}} - 1} \sum_{t=2}^{t_0-1} |\hat{R}^{(t)}|^p \right)^{1/p},$$

which substitutes the iterative violations $R^{(t)}$ with their estimates $\hat{R}^{(t)}$. We propose the preliminary test ϕ which checks whether the estimated severity of pre-treatment violations is below the acceptable level, i.e.

$$\phi = \mathbf{1}[\hat{S}_{\text{pre}} \leq M] .$$

This test is intuitive and simple to implement. The following theorem shows that it is asymptotically consistent under a separation sequence that goes to zero sufficiently slowly.

Theorem 4.1. *Under the CLT (Assumption 1), the preliminary test ϕ described above is asymptotically consistent for separation $s_n = \omega(n^{-1/2})$.*

The proof of Theorem 4.1 can be roughly explained as follows: by Assumption 1, the individual estimators have errors $R^{(t)} - \hat{R}^{(t)} = \mathcal{O}_p(n^{-1/2})$ so that by an application of the continuous mapping theorem, $S_{\text{pre}} - \hat{S}_{\text{pre}} = \mathcal{O}_p(n^{-1/2})$. If the separation is at least $s_n = \omega(n^{-1/2})$, then the estimator \hat{S}_{pre} will be on the correct side of the acceptable threshold M with probability tending to 1.

Unlike most conventional statistical tests, our proposed preliminary test of the extrapolation condition is comparatively simple. For example, our test did not require the derivation of a limiting distribution nor the specification of a critical value. The reason is that the goal of our preliminary test—namely, asymptotic consistency—is different from the primary goal underlying most conventional statistical tests, which is to minimize Type II error subject to a fixed Type I error. This latter goal is appropriate when the analyst expects to be in regimes where such a trade-off is required. By imposing a separation between the null and the alternative on which asymptotic consistency is being defined, such a trade-off is no longer required and simpler tests are permitted.

We believe that constructing preliminary tests from the viewpoint of asymptotic consistency is appropriate when considering the conditional extrapolation assumption. As a result, some type of separation conditions are unavoidable. As we shall see in Section 5, this means that our inference will only be valid for data generating processes which satisfy the required separation condition. We defer an extended discussion on the merits and drawbacks of this approach, as well as comparisons to existing tests for parallel trends, to Section 5.2.

5 Conditionally Valid Inference

If the extrapolation condition is declared to be true, then extrapolation is justifiable under Assumption 3 and thus the analyst may proceed to perform statistical inference for the causal estimand. In this section, we provide confidence intervals for the causal estimand τ_{ATT} which are *conditionally valid*, which is to say that the intervals will cover at the nominal rate conditioned on the event that the preliminary test declares the extrapolation condition to be true.

5.1 Confidence Intervals

We propose confidence intervals which will asymptotically contain the causal estimand τ_{ATT} with probability at least $1 - \alpha$, when conditioned on the event that the preliminary test declares that the extrapolation condition is true. Formally, we define the confidence interval \hat{C}_α as

$$\hat{C}_\alpha = \hat{\tau}_{\text{DD}} \pm \left\{ \kappa \cdot \hat{S}_{\text{pre}} + \frac{f(\alpha, \hat{\Sigma})}{\sqrt{n}} \right\} .$$

The intervals are simple to implement and do not require any significant computational resources beyond calculation of estimated quantities. The confidence interval depends on three estimated quantities: the estimated average post-treatment difference-in-differences $\hat{\tau}_{\text{DD}}$, the estimated pre-treatment violations \hat{S}_{pre} , and the estimated covariance matrix $\hat{\Sigma}$. Recall that the term κ is completely known, depending only on the length of the post-treatment period T_{post} and the quantity p used to define the violation severity measures. As we shall discuss later, the term $f(\alpha, \hat{\Sigma})$ corresponds to a critical value of an appropriately chosen limiting distribution and its evaluation is straightforward.

Let us now provide the intuition of the various parts of the confidence interval. The intervals are centered at the point estimate $\hat{\tau}_{\text{DD}}$ of the average post-treatment difference-in-differences estimand,

τ_{DD} . In general, the difference-in-differences estimand τ_{DD} is not equal to the causal estimand τ_{ATT} , so $\hat{\tau}_{\text{DD}}$ will be biased estimate for τ_{ATT} . For this reason, we inflate the interval by the factor $\kappa \cdot \hat{S}_{\text{pre}}$, which is an estimate of the sharp bound on this bias given by Proposition 3.1. Finally, we inflate the interval by an additional term $f(\alpha, \hat{\Sigma}) \cdot n^{-1/2}$, which accounts for the statistical fluctuations in the joint estimates of $\hat{\tau}_{\text{DD}}$ and \hat{S}_{pre} .

More precisely, the function $f(\alpha, \Sigma)$ describes the $(1 - \alpha)$ critical values of the limiting distribution corresponding to statistical errors in $\hat{\tau}_{\text{DD}}$ and $\kappa \cdot \hat{S}_{\text{pre}}$. To this end, consider the multivariate function $\psi : \mathbb{R}^{T-1} \rightarrow \mathbb{R}$ defined as

$$\psi(x_1 \dots x_{T-1}) = \left| \frac{1}{T_{\text{post}}} \sum_{t=T_{\text{pre}}}^{T-1} x_t \right| + \kappa \cdot \left(\frac{1}{T_{\text{pre}} - 1} \sum_{t=1}^{T_{\text{pre}}-1} |x_t|^p \right)^{1/p},$$

which is constructed to reflect the errors in $\hat{\tau}_{\text{DD}}$ and $\kappa \cdot \hat{S}_{\text{pre}}$. For $t < t_0$, the variables x_t correspond to errors in the estimated iterative violations $R^{(t)} - \hat{R}^{(t)}$ while for $t \geq t_0$, the variables x_t correspond to errors in the estimated difference-in-differences $\tau_{\text{DD}}^{(t)} - \hat{\tau}_{\text{DD}}^{(t)}$. Assumption 1 states that the errors of these estimators will be jointly well-approximated by a random vector $Z \sim \mathcal{N}(0, \Sigma)$. We define the function $f(\alpha, \Sigma)$ as satisfying the critical value, i.e. $\Pr(\psi(Z) \geq f(\alpha, \Sigma)) = \alpha$. While the true covariance Σ is not known, Assumption 2 implies that it suffices to substitute the estimated covariance $\hat{\Sigma}$ into this critical value. Evaluating the critical value function $f(\alpha, \Sigma)$ is simple, and we refer the reader to Appendix D.4 for details.

Theorem 5.1. *Suppose that Assumptions 1-3 hold. Then, the confidence interval \hat{C}_α is conditionally valid on the results of the preliminary test under the well-separated null; that is, if $P_n \in H_0(s)$ for $s_n = \omega(n^{-1/2})$, then*

$$\liminf_{n \rightarrow \infty} \Pr(\tau \in \hat{C}_\alpha \mid \phi = 0) \geq 1 - \alpha.$$

Theorem 5.1 guarantees that the proposed intervals are conditionally valid, in the sense that the coverage is at the nominal level when conditioned on the event that the preliminary test declares that the extrapolation condition is true. The width of the confidence intervals will generally depend on the severity of parallel trend violations in the pre-treatment period. The expected width of the intervals will scale as $\max(S_{\text{pre}}, n^{-1/2})$. If the violation of parallel trends in the pre-treatment period is large, then the expected width of the intervals will also be of the same order, e.g. if $S_{\text{pre}} = \Omega(1)$ then $\text{width}(\hat{C}_\alpha) = \Omega_p(1)$. On the other hand, if the violation of parallel trends in the pre-treatment period is “present but negligible”, then the width of the confidence intervals will decrease at the usual rate, e.g. if $S_{\text{pre}} = \mathcal{O}(n^{-1/2})$, then $\text{width}(\hat{C}_\alpha) = \mathcal{O}_p(n^{-1/2})$.

5.2 Comparison to Alternative Confidence Intervals

Several authors have shown that conventional confidence intervals are not conditionally valid on the results of conventional hypothesis tests for pre-treatment violations of parallel trends (see e.g., Freyaldenhoven, Hansen, and Shapiro, 2019; Roth, 2022). Practically speaking, this results in misleading conclusions about the causal estimand which can be severely biased in either direction. This well-documented shortcoming of conventional intervals and testing procedures has prominently featured in the critique of preliminary testing in the DID design. That the hypothesis tests and confidence intervals provided in this paper overcome these issues may be seen as a methodological response to this popular critique.

It may be instructive to illustrate why conventional confidence intervals suffer from these problems. The main issue is that conventional hypothesis tests implicitly seek to detect any positive violations of the parallel trends assumption, i.e. acceptable level $M = 0$ and with separation $s_n = n^{-1/2}$. As a result, conventional hypothesis tests must incur either a constant Type I or Type II error over this set of null and alternative hypotheses. Our proposed confidence intervals are able to overcome this issue by focusing only on achieving coverage in the well-separated null hypotheses, i.e. when $|S_{\text{pre}} - M| \geq \omega(n^{-1/2})$.

The confidence intervals proposed in this paper have both benefits and drawbacks. The major benefit is that intervals are valid even after conditioning on the outcome of the preliminary test for violations of parallel trends. The biggest drawback is that this validity of testing and inference holds only when the actual violation of parallel trends in the pre-treatment period S_{pre} is sufficiently far from the acceptable threshold M . Such a trade-off is necessary because testing is possible only up to some statistical error, which depends on the sample size. We find this trade-off unproblematic in practical scenarios because we anticipate that the acceptable threshold M will typically be moderately large and the difference $|S_{\text{pre}} - M|$ will be larger than $n^{-1/2}$.

5.3 Probability of Valid Reporting

We have shown that the confidence intervals have asymptotically valid conditional coverage. The property of conditional coverage has taken up much of the debate around the appropriateness of preliminary testing in the difference-in-differences literature. However, researchers may also be interested in the probability of valid reporting. In this section, we show that the probability of valid reporting for our proposed preliminary test and confidence interval achieves the nominal level asymptotically, under the same assumptions used to analyze conditional coverage.

The *probability of valid reporting* is defined as

$$\Pr(\tau_{\text{ATT}} \in \hat{C}_\alpha \text{ and } \phi = 0) ,$$

which is the probability that an interval is reported *and* that it contains the truth. While conditional coverage and the probability of valid reporting measure different quantities, they may both be relevant from a scientific perspective. The conditional coverage may be more relevant from the critic's perspective (i.e. given that the preliminary test passed, is the confidence interval correct?) while the probability of valid reporting may be more relevant from the researcher or funder's perspective (i.e. is it likely that our study design will produce correct and reportable results?). The following theorem shows when the extrapolation condition is true and the separation is sufficiently large, that the proposed confidence interval and test asymptotically attain a probability of valid reporting of at least the nominal level.

Theorem 5.2. *Suppose that Assumptions 1-3 hold. Then, the probability of valid reporting for the confidence interval \hat{C}_α and test ϕ is of at least the nominal level under the well-separated null; that is, if $P_n \in H_0(s)$ for $s_n = \omega(n^{-1/2})$, then*

$$\liminf_{n \rightarrow \infty} \Pr(\tau_{\text{ATT}} \in \hat{C}_\alpha \text{ and } \phi = 0) \geq 1 - \alpha .$$

6 Numerical Simulation

In this section, we conduct numerical simulations to empirically investigate characteristics of our proposed inference under the conditional extrapolation assumption. Specifically, we aim to answer

two questions:

*How does the width of our confidence interval \hat{C}_α scale with T_{pre} and p ?
What is the non-asymptotic conditional coverage and the probability of valid reporting?*

While our theoretical results are asymptotic, the simulations provide an opportunity to investigate finite sample behavior. In order to properly evaluate the proposed methodology, we focus on the most challenging regime when S_{pre} is smaller than but close to the threshold M .

In our simulation, we construct a data generating process \mathcal{P} which requires the specification of the following inputs: a level of violations of parallel trends S_{pre} with parameter p , a threshold for acceptable levels of violations M , and the length of the pre- and post-treatment periods T_{pre} and T_{post} . According to these, we construct a population distribution \mathcal{P} that satisfies the extrapolation assumption, from which we draw samples.

The first step in constructing the population \mathcal{P} is to choose a post-treatment severity S_{post} . We choose S_{post} in a manner which is consistent with the conditional extrapolation assumption. If $S_{\text{pre}} \leq M$, then we set $S_{\text{post}} = S_{\text{pre}}$, otherwise we set $S_{\text{post}} = 10 \cdot S_{\text{pre}}$.

The second step in constructing the population \mathcal{P} is to specify the mean of all potential outcomes. The expectation of the potential outcomes are chosen as follows:

$$\begin{aligned} \mathbb{E}[Y^{(t)}(0)|D=0] &= \rho \cdot \mathbb{E}[Y^{(t-1)}(0)|D=0] + \alpha \cdot t + \log(T)(\cos(t) + \sin(t/2)) \\ \mathbb{E}[Y^{(t)}(0)|D=1] &= \mathbb{E}[Y^{(t)}(0)|D=0] + \sum_{s=1}^t R^{(s)} \\ \mathbb{E}[Y^{(t)}(1)|D=1] &= \mathbb{E}[Y^{(t)}(0)|D=1] + \beta \cdot \mathbf{1}[D=1 \text{ and } t \geq 1]. \end{aligned}$$

In the control group, the potential outcomes $Y^{(t)}(0)$ are chosen to exhibit a non-linear trend over time. In the treatment group, the (unobserved) potential outcomes under control are chosen to have pre-specified iterative violations described below. Finally, the treatment group is chosen to have treated potential outcomes which reflect a constant treatment effect (level-shift) for all post-treatment time-periods. In all our simulations, we set $\alpha = 0.3$, $\rho = 0.7$ and $\beta = 2$.

We construct the iterative violations of parallel trends $R^{(t)}$ for time $t = 2 \dots T$ in the following manner. First we construct preliminary values of the iterative violations as $\tilde{R}^{(s)} = \log(T)(\sin(t) + \cos(t/2))$, which are chosen in a non-linear fashion. The severity measures of the preliminary iterative violations $s_{\text{pre}} = (\frac{1}{T_{\text{pre}}-1} \sum_{t=2}^{t_0-1} |\tilde{R}^{(t)}|^p)^{1/p}$ and $s_{\text{post}} = (\frac{1}{T_{\text{post}}} \sum_{t=t_0}^T |\tilde{R}^{(t)}|^p)^{1/p}$ will not necessarily match the specified levels S_{pre} and S_{post} . In order to ensure that the constructed iterative violations match the specified severity levels S_{pre} and S_{post} , we simply scale the preliminary values to obtain the iterative violations: $R^{(t)} = S_{\text{pre}}/s_{\text{pre}} \cdot \tilde{R}^{(t)}$ for all pre-treatment periods $t = 2, \dots, t_0 - 1$ and $R^{(t)} = S_{\text{post}}/s_{\text{post}} \cdot \tilde{R}^{(t)}$ for all post-treatment periods $t = t_0 \dots T$.

Our sampling from the population \mathcal{P} is chosen to imitate repeated cross-sections so that observed data will be independent across treatment groups and time. We sample n units for each combination of treatment group and time. For units in the treatment group ($D_i = 1$), we draw observations according to

$$Y_i^{(t)} \stackrel{iid}{\sim} \mathbf{1}[t \geq t_0] \cdot \mathcal{N}(\mathbb{E}[Y^{(t)}(1)|D=1], \sigma_1^2) + \mathbf{1}[t < t_0] \cdot \mathcal{N}(\mathbb{E}[Y^{(t)}(0)|D=1], \sigma_1^2)$$

and for the control group ($D_i = 0$), we draw from

$$Y_i^{(t)} \stackrel{iid}{\sim} \mathcal{N}(\mathbb{E}[Y^{(t)}(0)|D=0], \sigma_0^2).$$

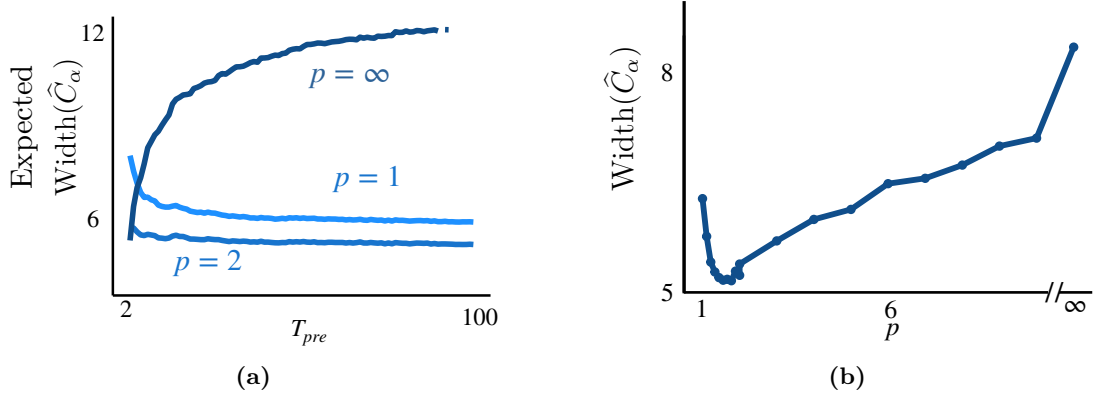


Figure 2: Characteristics of our confidence interval. (a) Expected width of our confidence interval as a function of the number of available pre-treatment periods T_{pre} for different values of p . (b) Confidence interval width as a function of p .

We set $\sigma_1 = 2.1$ and $\sigma_0 = 1.5$ for all simulations. Estimation proceeds via non-parametric sample mean estimators, that is,

$$\hat{\tau}_{DD}^{(t)} = \frac{1}{n} \left(\left\{ \sum_{i:D_i=1} Y_i^{(t)} - \sum_{i:D_i=1} Y_i^{(0)} \right\} - \left\{ \sum_{i:D_i=0} Y_i^{(t)} - \sum_{i:D_i=1} Y_i^{(0)} \right\} \right) \quad \text{and}$$

$$\hat{R}^{(t)} = \frac{1}{n} \left(\left\{ \sum_{i:D_i=1} Y_i^{(t)} - \sum_{i:D_i=1} Y_i^{(t-1)} \right\} - \left\{ \sum_{i:D_i=0} Y_i^{(t)} - \sum_{i:D_i=1} Y_i^{(t-1)} \right\} \right) .$$

In each of the simulations, reported expectations or probabilities are calculated using 5,000 Monte Carlo runs.

Interval Width Our confidence intervals depend on both the available pre-treatment periods T_{pre} and the parameter of the severity measure p . We consider a population where $S_{pre} = 0.1$, $M = 100$, $T_{post} = 4$, $n = 100$, and we vary the number of pre-treatment periods T_{pre} from 2 to 100. We begin by studying the impact of T_{pre} on the width of the intervals, using three values of the severity parameter $p \in \{1, 2, \infty\}$. Figure 2a shows the expected width of \hat{C}_α as a function of the number of pre-treatment periods T_{pre} included in the calculation of \hat{C}_α . For $p = \infty$, the width increases slowly with the number of pre-treatment periods T_{pre} . This growth is to be expected, given that $p = \infty$ measures the worst-case severity, which was chosen to slowly grow in our simulation. For $p \in \{1, 2\}$, the width decreases with T_{pre} , but eventually converges towards some lower bound. Next, we study the effect of p on the interval by fixing $T_{pre} = 10$, drawing one sample, and varying p . In Figure 2b, we can see that the width of the confidence interval decreases for small values of p before it begins to increase around $p \approx 2$.

Interval Coverage In order to evaluate both the conditional coverage probability and the probability of valid reporting, we are interested in the challenging regime where the pre-treatment severity of parallel trend violations S_{pre} is close to the acceptable threshold M . Throughout this simulation, we fix $M = 2$, $T_{pre} = 3$, and $T_{post} = 1$, and we vary S_{pre} to be closer or further from M . We ensure that $S_{pre} \leq M$, so that the extrapolation is warranted. We begin by comparing the

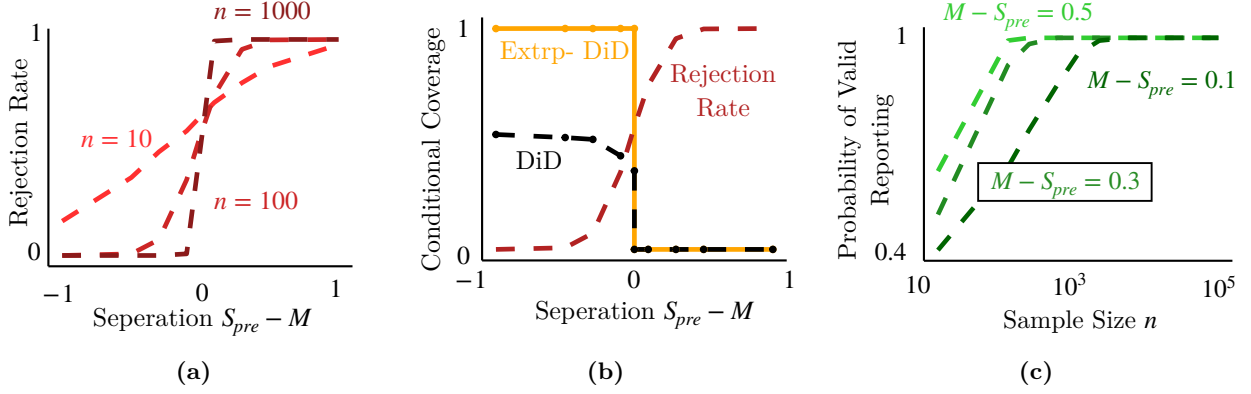


Figure 3: Effect of sample size on our test and conditional coverage. (a) Rejection rate for three sample sizes n as a function of the separation $S_{pre} - M$. (b) Conditional coverage of conventional (black) and our (orange) confidence interval as a function of the separation $S_{pre} - M$. The dashed red line indicates the rejection rate of our test. (c) Probability of valid reporting for three levels of separation $M - S_{pre}$ as a function of sample size n .

rejection rates for different sample sizes n , see Figure 3a. With increasing sample size, the rejection rate becomes steeper around the origin. This indicates that the quality of the test improves as the sample size grows, as predicted by theoretical analysis.

Next, we evaluate conditional coverage by varying S_{pre} so that $S_{pre} - M$ takes values in $[-1, 1]$. The extrapolation condition is true when this value is negative and false when it is positive. In Figure 3b, we fix a sample size of $n = 100$ and plot the conditional coverage of our proposed confidence interval (orange), the conditional coverage of the conventional interval (black), and the rejection rate (red). We find that when the extrapolation condition is true, our intervals conditionally cover at the nominal level while the conventional intervals undercover. When the extrapolation condition is false, none of the intervals have valid conditional coverage – by construction of the population, $S_{post} \gg S_{pre}$ when $S_{pre} > M$, so that the bias of the difference-in-differences estimator is severely underestimated.

We end by evaluating the probability of valid reporting as shown in Figure 3c, where we plot $\Pr(\tau_{ATT} \in \hat{C}_\alpha \text{ and } \phi = 0)$ for increasing sample size n and have chosen three values of S_{pre} so that $M - S_{pre}$ takes values $\{0.1, 0.3, 0.5\}$. We find that when M and S_{pre} are closer, the probability of passing the pretest and reporting a valid confidence interval is smaller. Moreover, we find that for every fixed separation $M - S_{pre}$, the probability of valid reporting reaches the nominal level for a sufficiently large sample size, as predicted by theoretical analysis.

7 Conclusion

In this paper, we provide a simple preliminary test for the DID research design and accompanying confidence intervals for the ATT. The statistical methods rely on a new and more substantively justifiable type of conditional extrapolation assumption, which posits that the severity of parallel trend violations can be extrapolated from the pre-treatment to the post-treatment period only when the pre-treatment violations fall below an acceptable level. Under such an assumption, using a preliminary test to determine whether the extrapolation condition holds is a methodological

necessity. We have shown that our simple preliminary test is consistent and that the confidence intervals for the ATT are conditionally valid, both under suitable separation conditions between the acceptable level and the actual violations.

Our aim in writing this paper is to contribute to a vibrant discussion about the appropriateness of preliminary testing within in the DID research design. Several authors have rightly identified statistical dangers of using conventional types of preliminary tests, and cautioned against the use of such preliminary tests as a result. We agree with these identified shortcomings, but we worry that applied researchers might misunderstand the message to be that preliminary testing should be avoided all together. This runs counter to both empirical intuition and applied practice: after all, extrapolation from the pre- to the post-treatment period—and DID designs more generally—are not always substantively justified. As such, preliminary tests have an important role to play in rejecting unwarranted DID analyses. In our opinion, forgoing any preliminary test because conventional ones are unattractive is throwing the methodological baby out with the bathwater. By revisiting extrapolation assumptions and constructing new preliminary testing and inference procedures, previously identified statistical shortcomings of conventional methods (e.g. invalid conditional coverage) can be overcome.

There are several natural directions for future work. One direction is to construct preliminary tests based on different formulations of the conditional extrapolation assumption. For example, it may be practically beneficial to incorporate additional polyhedral restrictions as considered by Rambachan and Roth (2023). Another fruitful direction for future work would be to investigate preliminary testing procedures for alternative DID-type identification strategies including for example, the higher-order differences for multiple pre-treatment periods (Lee, 2016; Mora and Reggio, 2019). In these cases, the conditional extrapolation assumption itself must be revisited to accommodate the higher-order differences. Finally, it is natural to ask whether similar preliminary testing procedures will be appropriate in staggered treatment adoption regimes, which have become increasingly popular among economists and political scientists (Sun and Abraham, 2021; Goodman-Bacon, 2021; Callaway and Sant’Anna, 2021; Athey and Imbens, 2022). We believe the key challenge will be to devise appropriate conditional extrapolation assumptions which accommodate the staggered regimes.

References

- Abadie, Alberto (Jan. 2005). “Semiparametric Difference-in-Differences Estimators”. In: *The Review of Economic Studies* 72.1, pp. 1–19.
- (2021). “Using Synthetic Controls: Feasibility, Data Requirements, and Methodological Aspects”. In: *Journal of Economic Literature* 59.2, 391—425.
- Abadie, Alberto, Alexis Diamond, and Jens Hainmueller (2010). “Synthetic Control Methods for Comparative Case Studies: Estimating the Effect of California’s Tobacco Control Program”. In: *Journal of the American Statistical Association* 105.490, pp. 493–505.
- Angrist, Joshua D. and Jörn-Steffen Pischke (2009). *Mostly Harmless Econometrics: An Empiricist’s Companion*. Princeton University Press. ISBN: 978-0-691-12034-8.
- Ashenfelter, Orley and David Card (1985). “Using the Longitudinal Structure of Earnings to Estimate the Effect of Training Programs”. In: *The Review of Economics and Statistics* 67.4, pp. 648–660.

- Athey, Susan and Guido W. Imbens (Jan. 2022). “Design-based analysis in Difference-In-Differences settings with staggered adoption”. In: *Journal of Econometrics*. Annals Issue in Honor of Gary Chamberlain 226.1, 62–79.
- Autor, David H. (2003). “Outsourcing at Will: The Contribution of Unjust Dismissal Doctrine to the Growth of Employment Outsourcing”. In: *Journal of Labor Economics* 21.1, pp. 1–42.
- Bell, Suzanne O. et al. (Apr. 2025). “US Abortion Bans and Fertility”. In: *JAMA* 333.15, 1324–1332.
- Ben-Michael, Eli et al. (2023). “Estimating the effects of a California gun control program with multitask Gaussian processes”. In: *The Annals of Applied Statistics* 17.2, 985–1016.
- Bilinski, Alyssa and Laura A. Hatfield (Jan. 2020). *Nothing to see here? Non-inferiority approaches to parallel trends and other model assumptions*. arXiv:1805.03273 [stat].
- Borusyak, Kirill, Xavier Jaravel, and Jann Spiess (Nov. 2024). “Revisiting Event-Study Designs: Robust and Efficient Estimation”. In: *The Review of Economic Studies* 91.6, 3253–3285.
- Callaway, Brantly and Pedro H. C. Sant’Anna (Dec. 2021). “Difference-in-Differences with multiple time periods”. In: *Journal of Econometrics*. Themed Issue: Treatment Effect 1 225.2, 200–230.
- Card, David (1990). “The Impact of the Mariel Boatlift on the Miami Labor Market”. In: *Industrial and Labor Relations Review* 43.2, pp. 247–257.
- Card, David and Alan B Krueger (1994). “Minimum Wages and Employment: A Case Study of the Fast-Food Industry in New Jersey and Pennsylvania”. In: *American Economic Review* 84.4, pp. 772–793.
- Card, David and Alan B. Krueger (2000). “Minimum Wages and Employment: A Case Study of the Fast-Food Industry in New Jersey and Pennsylvania: Reply”. In: *American Economic Review* 90.5, 1397–1420.
- Dette Holger Schumann, Martin (2020). “Difference-in-differences estimation under non-parallel trends”. Working paper. URL: <https://eldorado.tu-dortmund.de/items/7076fed1-0250-4e4e-94db-602ae3ac09c2>.
- Egami, Naoki and Soichiro Yamauchi (Apr. 2023). “Using Multiple Pretreatment Periods to Improve Difference-in-Differences and Staggered Adoption Designs”. In: *Political Analysis* 31.2, pp. 195–212.
- Evans, Lawrence Craig and Ronald F. Gariepy (Apr. 2015). *Measure Theory and Fine Properties of Functions, Revised Edition*. New York: Chapman and Hall/CRC. ISBN: 978-0-429-16148-3.
- Fitzpatrick, Maria D. and Michael F. Lovenheim (Aug. 2014). “Early Retirement Incentives and Student Achievement”. In: *American Economic Journal: Economic Policy* 6.3, pp. 120–154.
- Freyaldenhoven, Simon, Christian Hansen, and Jesse M. Shapiro (Sept. 2019). “Pre-event Trends in the Panel Event-Study Design”. In: *American Economic Review* 109.9, pp. 3307–3338.
- Gallagher, Justin (July 2014). “Learning about an Infrequent Event: Evidence from Flood Insurance Take-Up in the United States”. In: *American Economic Journal: Applied Economics* 6.3, pp. 206–233. (Visited on 09/10/2025).
- Ghanem, Dalia, Pedro H. C. Sant’Anna, and Kaspar Wüthrich (2025). *Selection and parallel trends*. arXiv: 2203.09001 [econ.EM]. URL: <https://arxiv.org/abs/2203.09001>.
- Giles, Judith A. and David E. A. Giles (1993). “Pre-test Estimation and Testing in Econometrics: Recent Developments”. In: *Journal of Economic Surveys* 7.2, pp. 145–197.
- Goodman-Bacon, Andrew (Dec. 2021). “Difference-in-differences with variation in treatment timing”. In: *Journal of Econometrics*. Themed Issue: Treatment Effect 1 225.2, 254–277.
- Guggenberger, Patrik (Apr. 2010). “The Impact of a Hausman Pretest on the Asymptotic Size of a Hypothesis Test”. In: *Econometric Theory* 26.2.

- Ham, Dae Woong and Luke Miratrix (2024). *Benefits and costs of matching prior to a Difference in Differences analysis when parallel trends does not hold*. arXiv: 2205.08644 [stat.ME]. URL: <https://arxiv.org/abs/2205.08644>.
- Kahn-Lang, Ariella and Kevin Lang (July 2020). “The Promise and Pitfalls of Differences-in-Differences: Reflections on 16 and Pregnant and Other Applications”. In: *Journal of Business & Economic Statistics* 38.3, pp. 613–620.
- Keele, Luke J. et al. (2019). *Patterns of Effects and Sensitivity Analysis for Differences-in-Differences*. arXiv: 1901.01869 [stat.AP]. URL: <https://arxiv.org/abs/1901.01869>.
- Kwon, Soonwoo and Jonathan Roth (May 2024). “(Empirical) Bayes Approaches to Parallel Trends”. In: *AEA Papers and Proceedings* 114, 606–609.
- Lee, Myoung jae (2016). “Generalized Difference in Differences With Panel Data and Least Squares Estimator”. In: *Sociological Methods & Research* 45.1, pp. 134–157.
- Lehmann, E.L. and Joseph P. Romano (2022). *Testing Statistical Hypotheses*. Springer Texts in Statistics. Cham: Springer International Publishing. ISBN: 978-3-030-70577-0.
- Malesky, Edmund J., Cuong Viet Nguyen, and Anh Tran (Feb. 2014). “The Impact of Recentralization on Public Services: A Difference-in-Differences Analysis of the Abolition of Elected Councils in Vietnam”. In: *American Political Science Review* 108.1, 144–168.
- Manski, Charles F. and John V. Pepper (2018). “How Do Right-to-Carry Laws Affect Crime Rates? Coping with Ambiguity Using Bounded-Variation Assumptions”. In: *Review of Economics and Statistics* 100.2.
- Markevich, Andrei and Ekaterina Zhuravskaya (Apr. 2018). “The Economic Effects of the Abolition of Serfdom: Evidence from the Russian Empire”. In: *American Economic Review* 108.4-5, pp. 1074–1117.
- Marx, Philip, Elie Tamer, and Xun Tang (2024). “Parallel Trends and Dynamic Choices”. In: *Journal of Political Economy Microeconomics* 2.1, pp. 129–171.
- Mora, Ricardo and Iliana Reggio (2019). “Alternative diff-in-diffs estimators with several pretreatment periods”. In: *Econometric Reviews* 38.5, 465–486.
- Obenauer, Marie and Bertha von der Nienburg (1915). “Effect of Minimum Wage Determination in Oregon”. In: *Bulletin of the U.S. Bureau of Labor Statistics, No. 176*. Washington, D.C., U.S. Government Printing Office.
- Rambachan, Ashesh and Jonathan Roth (Sept. 2023). “A More Credible Approach to Parallel Trends”. In: *Review of Economic Studies* 90.5, pp. 2555–2591.
- Robins, James M. et al. (2003). “Uniform Consistency in Causal Inference”. In: *Biometrika* 90.3, 491–515.
- Roth, Jonathan (Sept. 2022). “Pretest with Caution: Event-Study Estimates after Testing for Parallel Trends”. In: *American Economic Review: Insights* 4.3, pp. 305–322. (Visited on 04/15/2025).
- Roth, Jonathan and Pedro H. C. Sant’Anna (2023). “When Is Parallel Trends Sensitive to Functional Form?” In: *Econometrica* 91.2, pp. 737–747.
- Roth, Jonathan et al. (Aug. 2023). “What’s trending in difference-in-differences? A synthesis of the recent econometrics literature”. In: *Journal of Econometrics* 235.2, 2218–2244.
- Shao, Jun (2007). *Mathematical statistics*. 2. ed., 4. print. Springer texts in statistics. New York Berlin Heidelberg: Springer.
- Snow, John (1855). “On the Mode of Communication of Cholera”. 2nd ed. John Churchill, London.

- Sun, Liyang and Sarah Abraham (Dec. 2021). “Estimating dynamic treatment effects in event studies with heterogeneous treatment effects”. In: *Journal of Econometrics*. Themed Issue: Treatment Effect 1 225.2, 175–199.
- Vaart, A. W. van der (1998). *Asymptotic Statistics*. Cambridge Series in Statistical and Probabilistic Mathematics. Cambridge: Cambridge University Press. ISBN: 978-0-521-78450-4.

Appendix

Table of Contents

A	Application to Structural Equation Models (TWFE)	23
B	Extrapolation Based on the Overall Violations $\Delta^{(t)}$	24
B.1	Extrapolation Assumption on the Overall Violations	24
B.2	Testing for Overall Violations of Parallel Trends in the Pre-Treatment Period . . .	25
B.3	Conditionally Valid Inference for Extrapolation based on Overall Violations	25
C	Extension to General Linear Estimands	26
D	Proofs of Main Results	27
D.1	Technical Lemmas	27
D.2	Bound on the Bias (Proposition 3.1)	29
D.3	Asymptotically Consistent Test (Theorem 4.1)	29
D.4	Conditionally Valid Inference (Theorem 5.1)	30
D.5	Probability of Valid Reporting (Theorem 5.2)	32
E	Additional Details of Illustrative Re-analysis	33

A Application to Structural Equation Models (TWFE)

In the main paper, we used the potential outcomes framework to frame the difference-in-differences method. In this section, we show that analogous results on pre-tests will follow under structural models which are also common in econometrics.

Consider the following two-way fixed effects (TWFE) structural model (Abadie, 2005; Angrist and Pischke, 2009)

$$Y_{it} = \alpha_i + \lambda_t + \beta D_i \mathbf{1}[t = t_0] + \varepsilon_{it} .$$

The parameter β can be understood as the average effect of treatment, i.e, $\beta = E[Y_{it}|D_i = 1] - E[Y_{it}|D_i = 0]$. Assuming the selection for treatment does not depend on the individual-transitory shocks, that is, $P(D_i|\varepsilon_{it}) = P(D_i)$ for all i, t , we have that the treatment effect is identified via difference-in-differences (Abadie, 2005)

$$\beta = (E[Y_{it_0}|D_i = 1] - E[Y_{it_0-1}|D_i = 1]) - (E[Y_{it_0}|D_i = 0] - E[Y_{it_0-1}|D_i = 0]).$$

It can be shown that the OLS estimator for β given by

$$(\hat{\alpha}, \hat{\lambda}, \hat{\beta}) = \arg \min_{\alpha, \lambda, \beta} \sum_{i=1}^n \sum_{t=t_0-1}^{t_0} (Y_{it} - (\alpha_i + \lambda_t + \beta D_i \mathbf{1}[t = t_0]))$$

is algebraically equivalent to the non-parametric sample mean estimator (Egami and Yamauchi, 2023, Supp. C.1.2)

$$\hat{\beta} = \hat{\tau}_{DD}^{(t_0)} = \frac{\sum_{i:D_i=1} Y_{it_0} - Y_{it_0-1}}{n_T} - \frac{\sum_{i:D_i=0} Y_{it_0} - Y_{it_0-1}}{n_C},$$

where $n_T = \sum_{i:D_i=1} 1$ and $n_C = \sum_{i:D_i=0} 1$. A similar equivalence can be established for the TWFE model in the case of repeated cross-sections (Egami and Yamauchi, 2023, Supp. C.1.1).

If there are T_{post} post-treatment time-periods, lag-terms can be included to allow for treatment effects for time-periods succeeding t_0 :

$$Y_{it} = \alpha_i + \lambda_t + \sum_{s=t_0}^{T_{\text{post}}} \beta_s D_i \mathbf{1}[t = s] + \varepsilon_{it}.$$

When pre-treatment periods are available, researchers commonly include lead coefficients in their regression to check whether the treatment and control group evolve in parallel before treatment is administered (Autor, 2003; Angrist and Pischke, 2009; Egami and Yamauchi, 2023). This leads to the following extension of the TWFE structural equation model

$$Y_{it} = \alpha_i + \lambda_t + \sum_{s=t_0}^{T_{\text{post}}} \beta_s D_i \mathbf{1}[t = s] + \sum_{s=1}^{t_0-2} \delta_s D_i \mathbf{1}[t = s] + \varepsilon_{it},$$

where $\delta_{t_0-1} = 0$ is set to zero for normalization. These lead coefficients

$$\delta_s = (E[Y_{is}|D_i = 1] - E[Y_{it_0-1}|D_i = 1]) - (E[Y_{is}|D_i = 0] - E[Y_{it_0-1}|D_i = 0])$$

can be understood as the structural equation model equivalent to the overall violations of parallel trends $\Delta^{(s)}$ defined in Section 2. In practice, estimates of δ_s are routinely plotted in event-study

plots to check for violations of parallel trends in the pre-treatment period (Autor, 2003; Gallagher, 2014; Fitzpatrick and Lovenheim, 2014). We can also define $r_s = \delta_s - \delta_{s-1}$ as the equivalent to the iterative violation of parallel trends $R^{(s)}$ in our main discussion.

Defining $\theta = (r_2, \dots, r_{t_0-1}, \beta_{t_0}, \dots, \beta_T)$ and its estimated equivalent $\hat{\theta} = (\hat{r}_2, \dots, \hat{r}_{t_0-1}, \hat{\beta}_{t_0}, \dots, \hat{\beta}_T)$, our discussion in the main part of this paper immediately applies to the structural equation model perspective on DID.

B Extrapolation Based on the Overall Violations $\Delta^{(t)}$

In the main paper, we defined the severity measure of the parallel trends based on the iterative violations. In this section, we show that everything can be equivalently defined in terms of the overall violations.

As discussed in the main paper, the overall- and iterative violations of parallel trends are related via

$$\Delta^{(t)} = \sum_{s=1}^t R^{(s)} \quad \text{and} \quad R^{(t)} = \Delta^{(t)} - \Delta^{(t-1)} ,$$

and it is straightforward to derive results based on the overall violations $\Delta^{(t)}$ equivalent to those presented in the main text for the iterative violations $R^{(t)}$.

When working with the overall violations, we define the functional and associated estimator

$$\theta^\Delta = (\Delta^{(2)}, \dots, \Delta^{(t_0-1)}, \tau_{\text{DD}}^{(t_0)}, \dots, \tau_{\text{DD}}^{(T)}) \quad \text{and} \quad \hat{\theta}^\Delta = (\hat{\Delta}^{(2)}, \dots, \hat{\Delta}^{(t_0-1)}, \hat{\tau}_{\text{DD}}^{(t_0)}, \dots, \hat{\tau}_{\text{DD}}^{(T)}) .$$

By the Cramér-Wold device and continuous mapping, Assumption 1 and Assumption 2 immediately imply analogue statements for θ^Δ . Note that a variance estimator $\hat{\Sigma}$ for $\hat{\theta}$ immediately implies a variance estimator $\hat{\Sigma}^\Delta$ for $\hat{\theta}^\Delta$.

Lemma B.1. *Suppose Assumption 1 and 2 holds. Then $\theta_n^\Delta \rightarrow \theta^\Delta$ and $\sqrt{n} \cdot (\theta_n^\Delta - \hat{\theta}_n^\Delta) \xrightarrow{d} \mathcal{N}(0, \Sigma_\theta^\Delta)$. Moreover, the variance estimator satisfies $\hat{\Sigma}^\Delta - \Sigma_\theta^\Delta \xrightarrow{p} 0$.*

B.1 Extrapolation Assumption on the Overall Violations

We define the severity of overall parallel trends violations

$$S_{\text{pre}}^\Delta = \left(\frac{1}{T_{\text{pre}} - 1} \sum_{t=2}^{t_0-1} |\Delta^{(t)}|^p \right)^{1/p} \quad \text{and} \quad S_{\text{post}}^\Delta = \left(\frac{1}{T_{\text{post}}} \sum_{t=t_0}^T |\Delta^{(t)}|^p \right)^{1/p} .$$

We can then make a conditional extrapolation assumption based on the overall violations:

Assumption 4 (Conditional Extrapolation (Overall Violations)). If $S_{\text{pre}}^\Delta \leq M$, then $S_{\text{post}}^\Delta \leq S_{\text{pre}}^\Delta$.

The following proposition bounds the difference between the average post-treatment DID and average post-treatment ATT:

Proposition B.2. *Suppose Assumption 4 (conditional extrapolation based on the overall violations) holds. If $S_{\text{pre}}^\Delta \leq M$, then the difference between the average post-treatment DID and average post-treatment ATT is bounded as*

$$|\tau_{\text{ATT}} - \tau_{\text{DD}}| \leq S_{\text{pre}}^\Delta .$$

If $S_{\text{pre}}^\Delta > M$, then $|\tau_{\text{ATT}} - \tau_{\text{DD}}|$ may be arbitrarily large.

Proof. By definition, we have

$$\tau_{\text{ATT}} = \tau_{\text{DD}} + \frac{1}{T_{\text{post}}} \sum_{t=t_0}^T \Delta^{(t)}.$$

The conditional extrapolation assumption based on overall violations (Assumption 4) implies

$$\begin{aligned} |\tau_{\text{ATT}} - \tau_{\text{DD}}| &= \left| \frac{1}{T_{\text{post}}} \sum_{t=t_0}^T \Delta^{(t)} \right| \\ &\leq S_{\text{post}}^{\Delta} \\ &\leq S_{\text{pre}}^{\Delta}, \end{aligned}$$

where the first inequality follows from Hölder's inequality and the second one from the conditional extrapolation assumption (Assumption 4). \square

B.2 Testing for Overall Violations of Parallel Trends in the Pre-Treatment Period

It is straightforward to derive equivalent results to those in the main text based on the overall violations $\Delta^{(t)}$. We begin by providing results on testing for overall violations of parallel trends in the pre-treatment period. We define the s_n -separated null and alternative hypotheses

$$\begin{aligned} H_0^{\Delta}(s_n) &= \{ \text{Sequences } \mathcal{P}_n \text{ satisfying Assumption 1 and } S_{\text{pre}}^{\Delta} \leq M - s_n \} \\ H_1^{\Delta}(s_n) &= \{ \text{Sequences } \mathcal{P}_n \text{ satisfying Assumption 1 and } S_{\text{pre}}^{\Delta} \geq M + s_n \} , \end{aligned}$$

and the estimated severity of overall pre-treatment violations

$$\hat{S}_{\text{pre}}^{\Delta} = \left(\frac{1}{T_{\text{pre}} - 1} \sum_{t=2}^{t_0-1} |\hat{\Delta}^{(t)}|^p \right)^{1/p}.$$

Analogously to our test in Section 4, we define the simple test

$$\phi^{\Delta} = \mathbf{1}[\hat{S}_{\text{pre}}^{\Delta} \leq M]$$

to check whether the extrapolation condition based on the overall violations (Assumption 4) holds. The following theorem provides a result on the asymptotic consistency of this test:

Theorem B.3. *Under Assumption 1 (CLT), the test ϕ^{Δ} described above is asymptotically consistent for separation $s_n = \omega(n^{-1/2})$.*

Proof. The proof follows exactly along the lines of the proof for Theorem 4.1 in Appendix D.3. \square

B.3 Conditionally Valid Inference for Extrapolation based on Overall Violations

Following along the lines of Section 5, we define the following confidence interval

$$\hat{C}_{\alpha}^{\Delta} = \hat{\tau}_{\text{DD}} \pm \left\{ \hat{S}_{\text{pre}}^{\Delta} + \frac{f^{\Delta}(\alpha, \hat{\Sigma}^{\Delta})}{\sqrt{n}} \right\}$$

for inference under the conditional extrapolation assumption on the overall violations. The function $f^\Delta(\alpha, \Sigma)$ describes the $(1 - \alpha)$ critical values of the limiting distribution corresponding to statistical errors in $\hat{\tau}_{\text{DD}}$ and $\hat{S}_{\text{pre}}^\Delta$. To do so, we consider the multivariate function $\psi : \mathbb{R}^{T-1} \rightarrow \mathbb{R}$ defined as

$$\psi^\Delta(x_1 \dots x_{T-1}) = \left| \frac{1}{T_{\text{post}}} \sum_{t=T_{\text{pre}}}^{T-1} x_t \right| + \left(\frac{1}{T_{\text{pre}} - 1} \sum_{t=1}^{T_{\text{pre}}-1} |x_t|^p \right)^{1/p},$$

which is constructed to reflect the errors in $\hat{\tau}_{\text{DD}}$ and $\hat{S}_{\text{pre}}^\Delta$. The value $f^\Delta(\alpha, \Sigma^\Delta)$ is then the critical value of $\psi^\Delta(Z)$, where $Z \sim \mathcal{N}(0, \hat{\Sigma}^\Delta)$.

Theorem B.4. *Suppose that Assumptions 1-3 hold. Then, the confidence interval \hat{C}_α^Δ is conditionally valid on the results of the hypothesis test ϕ^Δ under the well-separated null; that is, if $P_n \in H_0^\Delta(s)$ for $s_n = \omega(n^{-1/2})$, then*

$$\liminf_{n \rightarrow \infty} \Pr(\tau \in \hat{C}_\alpha^\Delta \mid \phi^\Delta = 0) \geq 1 - \alpha.$$

Proof. This theorem is proved analogously to Theorem 5.1. See Appendix D.4 for details. \square

C Extension to General Linear Estimands

In this section, we will extend our discussion to estimands that are linear functions of the individual post-treatment ATTs $\tau_{\text{ATT}}^{(t)}$. That is, we will consider the weighted average ATT

$$\tau_{\text{ATT}}^{\text{Lin}} = \sum_{t=t_0}^T c_t \tau_{\text{ATT}}^{(t)}.$$

This class of estimands contains the post-treatment average discussed in the main text, any selection or linear contrast between ATTs at individual time-periods, and general weighted averages that could, for example, discount time-periods based on the time passed since treatment was administered.

The estimand $\tau_{\text{ATT}}^{\text{Lin}}$ is not identified in the presence of post-treatment violations of parallel trends. We define the DID equivalent

$$\tau_{\text{DD}}^{\text{Lin}} = \sum_{t=t_0}^T c_t \tau_{\text{DD}}^{(t)}.$$

The following proposition bounds the difference between the ATT $\tau_{\text{ATT}}^{\text{Lin}}$ and DID $\tau_{\text{DD}}^{\text{Lin}}$ estimand under the conditional extrapolation assumption (Assumption 3).

Proposition C.1. *Suppose conditional extrapolation (Assumption 3) holds. If $S_{\text{pre}} \leq M$, then the difference between the weighted average post-treatment DID and weighted average post-treatment ATT is bounded as*

$$|\tau_{\text{ATT}}^{\text{Lin}} - \tau_{\text{DD}}^{\text{Lin}}| \leq \kappa^{\text{Lin}} \cdot S_{\text{pre}},$$

where $\kappa^{\text{Lin}} = T_{\text{post}}^{1/p} (\sum_{t=1}^{T_{\text{post}}} (c_{T_{\text{post}}-t+1} t)^q)^{1/q}$ for q satisfying $\frac{1}{q} + \frac{1}{p} = 1$. If $S_{\text{pre}} > M$, then $|\tau_{\text{ATT}}^{\text{Lin}} - \tau_{\text{DD}}^{\text{Lin}}|$ may be arbitrarily large.

Proof. The proof is a simple application of the conditional extrapolation assumption and Hölder's inequality. The result follows along the same lines as the proof of Proposition 3.1. \square

Given this proposition, it is straightforward to extend the inference under the conditional extrapolation assumption developed in Section 5 to the weighted average ATT. In the definition of the confidence interval \hat{C}_α we replace κ by κ^{Lin} . An analogue to Theorem 5.1 then follows immediately.

D Proofs of Main Results

D.1 Technical Lemmas

In this section, we provide the proof of various technical lemmas. The following lemma shows that the bound in Proposition 3.1 is sharp.

Lemma D.1. *The upper bound in Proposition 3.1 is sharp.*

Proof. From the proof of Proposition 3.1, we have

$$\begin{aligned}
\left| \tau_{\text{ATT}} - \tau_{\text{DD}} \right| &= \left| \frac{1}{T_{\text{post}}} \sum_{t=t_0}^T \Delta^{(t)} \right| \\
&= \left| \frac{1}{T_{\text{post}}} \sum_{t=1}^{T_{\text{post}}} (T_{\text{post}} - t + 1) R^{(t_0-1+t)} \right| \\
&\leq \left(\frac{1}{T_{\text{post}}} \sum_{t=1}^{T_{\text{post}}} (T_{\text{post}} - t + 1)^q \right)^{1/q} \left(\frac{1}{T_{\text{post}}} \sum_{t=1}^{T_{\text{post}}} |R^{(t_0-1+t)}|^p \right)^{1/p} \\
&\leq \left(\frac{1}{T_{\text{post}}} \sum_{t=1}^{T_{\text{post}}} (T_{\text{post}} - t + 1)^q \right)^{1/q} S_{\text{pre}} \\
&\equiv \kappa \cdot S_{\text{pre}},
\end{aligned}$$

where q and p are conjugate (i.e., $1/q + 1/p = 1$). The first inequality is an application of Hölder's inequality. The second inequality follows from conditional extrapolation (Assumption 3.) For the first inequality to be tight $\text{sgn } R^{(t)}$ needs to be positive for all $t \in \{t_0, \dots, T\}$. Additionally, for Hölder's inequality to be tight, we need $|R^{(t_0-1+t)}|^p \propto (T_{\text{post}} - t + 1)^q$ for all $t \in \{1, \dots, T_{\text{post}}\}$. The last inequality is tight if $S_{\text{pre}} = S_{\text{post}}$. Hence, the bound is sharp, that is, it is attained if $S_{\text{pre}} = S_{\text{post}}$, all $R^{(t)}$ in the post-treatment period are positive, and $|R^{(t_0-1+t)}|^p \propto (T_{\text{post}} - t + 1)^q$ for all $t \in \{1, \dots, T_{\text{post}}\}$. \square

The following lemma shows that the quantile function used in the confidence intervals is continuous. Recall that we define the multivariate function $\psi : \mathbb{R}^{T-1} \rightarrow \mathbb{R}$ as

$$\psi(x_1 \dots x_{T-1}) = \left| \frac{1}{T_{\text{post}}} \sum_{t=T_{\text{pre}}}^{T-1} x_t \right| + \kappa \cdot \left(\frac{1}{T_{\text{pre}} - 1} \sum_{t=1}^{T_{\text{pre}}-1} |x_t|^p \right)^{1/p}.$$

Lemma D.2. *If $Z \sim \mathcal{N}(0, \Sigma)$, then the quantile function F_Σ^{-1} of $\psi(Z)$ is continuous.*

Proof. Let $F_\psi(y) = P(\psi(Z) \leq y)$. The quantile function is then given by $F^{-1}(q, \Sigma) = \inf\{y \in \mathbb{R} : F_\psi(y) \geq q\}$. $F^{-1}(\cdot, \Sigma)$ is continuous on $(0, 1)$ if and only if F_ψ is continuous and strictly increasing on \mathbb{R} . Because $\psi(\cdot)$ is continuous (and \mathbb{R}^k is connected), $\psi(\cdot)$ has a connected image. Consequently,

F_ψ is strictly increasing on its support. Hence, it is enough to verify that $P(\psi(Z) = y) = 0$ for all $y \in \mathbb{R}$. We show that $Y = \psi(Z)$ admits a density. Note that $\psi(x)$ is Lipschitz and hence differentiable a.e. by Rademacher's theorem. In particular, its gradient for $(p > 1)$ is given by

$$\nabla\psi(x) = \left(\frac{\text{sgn} \sum_{t=T_{\text{pre}}}^{T-1} x_t}{T_{\text{post}}} \mathbf{1}_{T_{\text{post}}}, (\kappa(T_{\text{pre}} - 1)^{-1/p} \frac{|x_t|^{p-1} \text{sgn } x_t}{\|x_{T_{\text{pre}}}\|_p^{p-1}})_{t \in 1, \dots, T_{\text{pre}}-1} \right),$$

where it exists, and we define $\|x_{T_{\text{pre}}}\|_p = (\sum_{t=1}^{T_{\text{pre}}-1} |x_t|^p)^{1/p}$. Note that the union of sets of non-differentiability and the set $\{x : \nabla\psi(x) = 0\}$ is a (Lebesgue) null set. Hence

$$\|\nabla\psi(x)\| > 0 \quad \text{a.e.}$$

Now fix an arbitrary Borel set A and define

$$h_A(z) = \frac{\phi(z)}{\|\nabla\psi(z)\|} \mathbf{1}[\psi(z) \in A],$$

where $\phi(z)$ is the normal density of Z on \mathbb{R}^{T-1} and we set $h_A(z) = 0$ on $\{\|\nabla\psi(z)\| = 0\}$. Moreover, for each $n \in \mathbb{N}$ define the truncated function

$$g_n(y) = h_A(z) \mathbf{1}[\|\psi(z)\| \geq 1/n].$$

The sequence $(g_n)_{n \geq 1}$ is monotone increasing and converges point-wise to h_A . For each g_n , we have $g_n(z) \leq n\phi(z)$ and hence g_n is integrable. Applying the coarea formula (Evans and Gariepy, 2015, Thm 3.11), we have

$$\int_{\mathbb{R}^T} g_n(z) \|\nabla\psi(z)\| dz = \int_{\mathbb{R}} \left(\int_{\psi_p^{-1}(y)} g_n(z) d\mathcal{H}^{T-1}(z) \right) dy \quad (1)$$

with $d\mathcal{H}^{T-1}$ being the $T - 1$ -dimensional Hausdorff measure on the level set $\psi_p^{-1}(y)$. The left-hand side of the previous display converges

$$\begin{aligned} \lim_{n \rightarrow \infty} \int_{\mathbb{R}^T} g_n(z) \|\nabla\psi(z)\| dz &= \lim_{n \rightarrow \infty} \int_{\mathbb{R}^T} \phi(z) \cdot \mathbf{1}[\psi(z) \in A] \cdot \mathbf{1}[\|\psi(z)\| \geq 1/n] dz \\ &= \int_{\mathbb{R}^T} \phi(z) \cdot \mathbf{1}[\psi(z) \in A] dz = P(\psi(Z) \in A) \end{aligned}$$

by the monotone convergence theorem. For the right-hand side of Equation (1), we can again use the monotone convergence theorem, which yields

$$\lim_{n \rightarrow \infty} \int_{\mathbb{R}} \left(\int_{\psi_p^{-1}(y)} g_n(z) d\mathcal{H}^{T-1}(z) \right) dy = \int_{\mathbb{R}} \left(\int_{\psi_p^{-1}(y)} h_A(z) d\mathcal{H}^{T-1}(z) \right) dy.$$

Hence, $\psi(Z)$ admits a density:

$$P(\psi(Z) \in A) = \int_{\mathbb{R}} \left(\int_{\psi_p^{-1}(y)} h_A(z) d\mathcal{H}^{T-1}(z) \right) dy.$$

This concludes the proof. □

D.2 Bound on the Bias (Proposition 3.1)

In this section, we prove the following proposition, which bounds the bias of the difference-in-differences estimator for the average treatment effect on the treated.

Theorem 3.1. *Suppose conditional extrapolation (Assumption 3) holds. If $S_{\text{pre}} \leq M$, then the difference between the average post-treatment DID and average post-treatment ATT is bounded as*

$$|\tau_{\text{ATT}} - \tau_{\text{DD}}| \leq \kappa \cdot S_{\text{pre}} ,$$

where $\kappa = (\frac{1}{T_{\text{post}}} \sum_{t=1}^{T_{\text{post}}} t^q)^{1/q}$ for q satisfying $\frac{1}{q} + \frac{1}{p} = 1$. If $S_{\text{pre}} > M$, then $|\tau_{\text{ATT}} - \tau_{\text{DD}}|$ may be arbitrarily large.

Proof. By definition, we have

$$\tau_{\text{ATT}} = \tau_{\text{DD}} + \frac{1}{T_{\text{post}}} \sum_{t=t_0}^T \Delta^{(t)} .$$

The conditional extrapolation assumption (Assumption 3) implies

$$\begin{aligned} |\tau_{\text{ATT}} - \tau_{\text{DD}}| &= \left| \frac{1}{T_{\text{post}}} \sum_{t=t_0}^T \Delta^{(t)} \right| \\ &= \left| \frac{1}{T_{\text{post}}} \sum_{t=t_0}^T \sum_{s=t_0}^t R^{(s)} \right| \\ &= \left| \frac{1}{T_{\text{post}}} \sum_{t=1}^{T_{\text{post}}} (T_{\text{post}} - t + 1) R^{(t_0-1+t)} \right| \\ &\leq \left(\frac{1}{T_{\text{post}}} \sum_{t=1}^{T_{\text{post}}} (T_{\text{post}} - t + 1)^q \right)^{1/q} \left(\frac{1}{T_{\text{post}}} \sum_{t=t_0}^T |R^{(t)}|^p \right)^{1/p} \\ &\leq \left(\frac{1}{T_{\text{post}}} \sum_{t=1}^{T_{\text{post}}} (T_{\text{post}} - t + 1)^q \right)^{1/q} S_{\text{pre}} \\ &\equiv \kappa \cdot S_{\text{pre}} \end{aligned}$$

where the second to last inequality follows from Hölder's inequality by choosing $q \in [1, \infty]$ such that $\frac{1}{q} + \frac{1}{p} = 1$. The last inequality follows from the conditional extrapolation assumption. Note that by reindexing, we can write $\kappa = \left(\frac{1}{T_{\text{post}}} \sum_{t=1}^{T_{\text{post}}} t^q \right)^{1/q}$. □

D.3 Asymptotically Consistent Test (Theorem 4.1)

In this section, we prove Theorem 4.1, which establishes that the test of the extrapolation condition is asymptotically consistent.

Theorem 4.1. *Under the CLT (Assumption 1), the preliminary test ϕ described above is asymptotically consistent for separation $s_n = \omega(n^{-1/2})$.*

Proof. Consider a sequence $\mathcal{P}_n^{(0)} \in H_0(s_n)$. Then for arbitrary $n \in \mathbb{N}$, we have

$$\begin{aligned}
P(\hat{S}_{\text{pre}} \geq M) &= P(\hat{S}_{\text{pre}} - S_{\text{pre}} \geq M - S_{\text{pre}}) \\
&\leq P(\hat{S}_{\text{pre}} - S_{\text{pre}} \geq s_n) \\
&\leq P(|\hat{S}_{\text{pre}} - S_{\text{pre}}| \geq s_n) \\
&\leq P\left(\frac{|\hat{S}_{\text{pre}} - S_{\text{pre}}|}{s_n} \geq 0\right)
\end{aligned}$$

where the last inequality follows from the reverse triangle inequality. Define the vector $R_n = (R^{(2)}, \dots, R^{(T_{\text{pre}})})$ and its estimated counterpart $\hat{R}_n = (\hat{R}^{(2)}, \dots, \hat{R}^{(T_{\text{pre}})})$, which we index by n to indicate their sample size dependence. By Assumption 1, we have that $\sqrt{n}(\hat{R}_n - R_n) \xrightarrow{d} N(0, \tilde{\Sigma})$ along the considered sequence $\mathcal{P}_n^{(0)}$ for some covariance matrix $\tilde{\Sigma}$. By Prokhorov's theorem (Vaart, 1998, Thm. 2.4), this implies that $\{\sqrt{n}(\hat{R}_n - R_n)\}_{n \in \mathbb{N}}$ is uniformly tight, that is, $\sqrt{n}(\hat{R}_n - R_n) = \mathcal{O}_p(1)$. Hence, $(\hat{R}_n - R_n) = \mathcal{O}_p(1/\sqrt{n})$. Now note that $\|1/(T_{\text{pre}} - 1)(\hat{R}_n - R_n)\|_p \leq \|1/(T_{\text{pre}} - 1)(\hat{R}_n - R_n)\|_1$ for all $p \geq 1$ and hence $\|1/(T_{\text{pre}} - 1)(\hat{R}_n - R_n)\|_p = \mathcal{O}_p(1/\sqrt{n})$. Lastly, we have $|\hat{S}_{\text{pre}} - S_{\text{pre}}| \leq \|1/(T_{\text{pre}} - 1)(\hat{R}_n - R_n)\|_p = \mathcal{O}_p(1/\sqrt{n})$ by the reverse-triangle inequality.

With $s_n = \omega(n^{-1/2})$, we have $\frac{|\hat{S}_{\text{pre}} - S_{\text{pre}}|}{s_n} = o_p(1)$ and hence

$$\lim_{n \rightarrow \infty} P(\hat{S}_{\text{pre}} \geq M) = \lim_{n \rightarrow \infty} \mathbb{E}_{X \sim \mathcal{P}_n^{(0)}}[\phi(X)] = 0$$

along the considered sequence $\mathcal{P}_n^{(0)}$.

The second half of the proposition follows similarly. Consider a sequence $\mathcal{P}_n^{(1)} \in H_1^{(n)}(s_n)$. Then for arbitrary $n \in \mathbb{N}$, we have

$$\begin{aligned}
P(\hat{S}_{\text{pre}} \leq M) &= P(\hat{S}_{\text{pre}} - S_{\text{pre}} \leq M - S_{\text{pre}}) \\
&\leq P(\hat{S}_{\text{pre}} - S_{\text{pre}} \leq -s_n) \\
&\leq P(|S_{\text{pre}} - \hat{S}_{\text{pre}}| \geq s_n) \\
&= P\left(\frac{|\hat{S}_{\text{pre}} - S_{\text{pre}}|}{s_n} \geq 0\right)
\end{aligned}$$

By the preceding asymptotic argument, we have

$$\lim_{n \rightarrow \infty} P(\hat{S}_{\text{pre}} \leq M) = \lim_{n \rightarrow \infty} \mathbb{E}_{X \sim \mathcal{P}_n^{(1)}}[1 - \phi(x)] = 0$$

along the considered sequence $\mathcal{P}_n^{(1)}$. This concludes the proof. \square

D.4 Conditionally Valid Inference (Theorem 5.1)

In this section, we prove that the proposed confidence intervals are conditionally valid when the extrapolation condition is true and the separation is sufficiently large.

Theorem 5.1. *Suppose that Assumptions 1-3 hold. Then, the confidence interval \hat{C}_α is conditionally valid on the results of the preliminary test under the well-separated null; that is, if $P_n \in H_0(s)$ for $s_n = \omega(n^{-1/2})$, then*

$$\liminf_{n \rightarrow \infty} \Pr(\tau \in \hat{C}_\alpha \mid \phi = 0) \geq 1 - \alpha .$$

Proof. We will first show that \hat{C}_α is asymptotically valid under Assumption 1 and then show that proper coverage is guaranteed even when conditioned on the test of Proposition 4.1.

We begin by defining the vector $R_n = (R^{(2)}, \dots, R^{(T_{\text{pre}})})$ and its estimated counterpart $\hat{R}_n = (\hat{R}^{(2)}, \dots, \hat{R}^{(T_{\text{pre}})})$, which we index by n because of their sample size dependence. Now consider

$$\begin{aligned} & P\left(|\tau_{\text{ATT}} - \hat{\tau}_{\text{DD}}| \geq \kappa \hat{S}_{\text{pre}} + f(\alpha, \hat{\Sigma}) \frac{1}{\sqrt{n}}\right) \\ &= P\left(|\tau_{\text{ATT}} - \hat{\tau}_{\text{DD}}| - \kappa \hat{S}_{\text{pre}} \geq f(\alpha, \hat{\Sigma}) \frac{1}{\sqrt{n}}\right) \\ &= P\left(|\tau_{\text{ATT}} - \hat{\tau}_{\text{DD}}| - \kappa S_{\text{pre}} + \kappa S_{\text{pre}} - \kappa \hat{S}_{\text{pre}} \geq f(\alpha, \hat{\Sigma}) \frac{1}{\sqrt{n}}\right) \\ &\leq P\left(|\tau_{\text{ATT}} - \hat{\tau}_{\text{DD}}| - |\tau_{\text{ATT}} - \tau_{\text{DD}}| + \kappa(S_{\text{pre}} - \hat{S}_{\text{pre}}) \geq f(\alpha, \hat{\Sigma}) \frac{1}{\sqrt{n}}\right) \\ &\leq P\left(\left||\tau_{\text{ATT}} - \hat{\tau}_{\text{DD}}| - |\tau_{\text{ATT}} - \tau_{\text{DD}}|\right| + \kappa|S_{\text{pre}} - \hat{S}_{\text{pre}}| \geq f(\alpha, \hat{\Sigma}) \frac{1}{\sqrt{n}}\right) \\ &\leq P\left(|\tau_{\text{DD}} - \hat{\tau}_{\text{DD}}| + \kappa(T_{\text{pre}} - 1)^{-1/p} \|R - \hat{R}\|_p \geq f(\alpha, \hat{\Sigma}) \frac{1}{\sqrt{n}}\right) \\ &= P\left(\sqrt{n}\left(|\tau_{\text{DD}} - \hat{\tau}_{\text{DD}}| + \kappa(T_{\text{pre}} - 1)^{-1/p} \|R - \hat{R}\|_p\right) \geq f(\alpha, \hat{\Sigma})\right), \end{aligned}$$

where the last inequality follows from applying the reverse triangle inequality to both terms. We remind ourselves of the definitions

$$\theta_n = \left(R^{(2)}, \dots, R^{(t_0-1)}, \tau_{\text{DD}}^{(t_0)}, \dots, \tau_{\text{DD}}^{(T)}\right) \quad \text{and} \quad \hat{\theta}_n = \left(\hat{R}^{(2)}, \dots, \hat{R}^{(t_0-1)}, \hat{\tau}_{\text{DD}}^{(t_0)}, \dots, \hat{\tau}_{\text{DD}}^{(T)}\right) .$$

We then define the random variable

$$Y_n = \sqrt{n}\left(|\tau_{\text{DD}} - \hat{\tau}_{\text{DD}}| + \kappa(T_{\text{pre}} - 1)^{-1/p} \|R - \hat{R}\|_p\right) \equiv \psi(\sqrt{n}(\theta_n - \hat{\theta}_n)).$$

Notice that ψ is a continuous function. Under Assumption 1 and by the continuous mapping theorem, we have

$$\psi(\sqrt{n}(\theta_n - \hat{\theta}_n)) \xrightarrow{d} \psi(Z),$$

where $Z \sim \mathcal{N}(0, \Sigma_\theta)$.

Given Lemma D.2 and Assumption 2, we have $f(\alpha, \hat{\Sigma}) \xrightarrow{p} f(\alpha, \Sigma)$ by the continuous mapping theorem. We then have

$$P\left(\sqrt{n}\left(|\tau_{\text{DD}} - \hat{\tau}_{\text{DD}}| + \kappa(T_{\text{pre}} - 1)^{-1/p} \|R - \hat{R}\|_p\right) \geq f(\alpha, \hat{\Sigma})\right) \rightarrow P(\psi(Z) \geq f(\alpha, \Sigma)) = \alpha.$$

This shows that \hat{C}_α is asymptotically valid.

Now consider a sequence $\mathcal{P}_n^{(0)} \in H_0^{(n)}(s_n)$ and let $s_n = \omega(n^{-1/2})$. For any $n \in \mathbb{N}$, we have by the law of total probability

$$\begin{aligned} P(\tau_{\text{ATT}} \in \hat{C}_\alpha) &= P(\tau_{\text{ATT}} \in \hat{C}_\alpha | \phi = 0) P(\phi = 0) \\ &\quad + P(\tau_{\text{ATT}} \in \hat{C}_\alpha | \phi = 1) P(\phi = 1) \\ &\leq P(\tau_{\text{ATT}} \in \hat{C}_\alpha | \phi = 0) P(\phi = 0) \\ &\quad + P(\phi = 1). \end{aligned}$$

By Proposition 4.1, we have $\lim_{n \rightarrow \infty} P(\phi = 1) = 0$ and $\lim_{n \rightarrow \infty} P(\phi = 0) = 1$ along the considered sequence $\mathcal{P}_n^{(0)}$. Consequently, we have

$$\begin{aligned} 1 - \alpha &\leq \liminf_{n \rightarrow \infty} P(\tau_{\text{ATT}} \in \hat{C}_\alpha | \phi = 0) \\ &\leq \liminf_{n \rightarrow \infty} \left(P(\tau_{\text{ATT}} \in \hat{C}_\alpha | \phi = 0) P(\phi = 0) + P(\phi = 1) \right) \\ &= \liminf_{n \rightarrow \infty} P(\tau_{\text{ATT}} \in \hat{C}_\alpha | \phi = 0). \end{aligned}$$

This concludes the proof. \square

D.4.1 Calculation of the critical values $f(\alpha, \hat{\Sigma})$

Recall the multivariate function $\psi : \mathbb{R}^{T-1} \rightarrow \mathbb{R}$:

$$\psi(x_1 \dots x_{T-1}) = \left| \frac{1}{T_{\text{post}}} \sum_{t=T_{\text{pre}}}^{T-1} x_t \right| + \kappa \cdot \left(\frac{1}{T_{\text{pre}} - 1} \sum_{t=1}^{T_{\text{pre}}-1} |x_t|^p \right)^{1/p}.$$

The critical value $f(\alpha, \hat{\Sigma})$ is defined as satisfying $\Pr(\psi(Z) \geq f(\alpha, \hat{\Sigma})) = \alpha$, where $Z \sim \mathcal{N}(0, \hat{\Sigma})$. While there is no closed form solution for the quantile function of $\psi(Z)$ in general, we can obtain the critical value numerically. We do so via Monte-Carlo approximation by drawing $Z^{(s)} \stackrel{iid}{\sim} \mathcal{N}(0, \hat{\Sigma})$ for $s \in \{1, \dots, S\}$ with $S = 5000$. A Monte-Carlo approximation of the critical value is then given by

$$f(\alpha, \hat{\Sigma}) \approx \min \left\{ c_f \in \mathbb{R}_+ : \frac{1}{S} \sum_{s=1}^S \mathbf{1}[\psi(Z^{(s)}) \geq c_f] \geq \alpha \right\}.$$

D.5 Probability of Valid Reporting (Theorem 5.2)

In this section, we prove that the probability of valid reporting for the proposed test and confidence interval is of at least nominal coverage asymptotically when the extrapolation condition is true and the separation is sufficiently large.

Theorem 5.2. *Suppose that Assumptions 1-3 hold. Then, the probability of valid reporting for the confidence interval \hat{C}_α and test ϕ is of at least the nominal level under the well-separated null; that is, if $P_n \in H_0(s)$ for $s_n = \omega(n^{-1/2})$, then*

$$\liminf_{n \rightarrow \infty} \Pr(\tau_{\text{ATT}} \in \hat{C}_\alpha \text{ and } \phi = 0) \geq 1 - \alpha.$$

Proof. We have that

$$\liminf_{n \rightarrow \infty} \Pr(\tau_{\text{ATT}} \in \hat{C}_\alpha \text{ and } \phi = 0) \geq \liminf_{n \rightarrow \infty} \Pr(\tau_{\text{ATT}} \in \hat{C}_\alpha | \phi = 0) \cdot \liminf_{n \rightarrow \infty} \Pr(\phi = 0) .$$

Under the assumptions of the theorem, we have that

$$\liminf_{n \rightarrow \infty} \Pr(\tau_{\text{ATT}} \in \hat{C}_\alpha | \phi = 0) \geq 1 - \alpha$$

by Theorem 5.1. Additionally, we have

$$\lim_{n \rightarrow \infty} \Pr(\phi = 0) = 1$$

by Theorem 4.1. Hence

$$\liminf_{n \rightarrow \infty} \Pr(\tau_{\text{ATT}} \in \hat{C}_\alpha \text{ and } \phi = 0) \geq 1 - \alpha .$$

□

E Additional Details of Illustrative Re-analysis

In this section, we provide additional details of our re-analysis in Section 1.1. We use the Malesky, Nguyen, and Tran (2014) difference-in-differences study of the effect of recentralization on public infrastructure in Vietnam.

Following heated debate about the government’s proposal to dissolve District People’s Councils (DPC) – a governance structure on an intermediate scale between provinces and communes – Vietnam’s leadership decided to run a pilot program to empirically determine the effects of recentralization. Treatment, that is, recentralization, was carefully stratified based on region, rurality, and socioeconomic and public administration performance, to mitigate selection bias. In 2009, the DPCs of ten such selected provinces were dissolved. Malesky, Nguyen, and Tran (2014) use data from the Vietnam Household Living Standard Surveys in 2008 and 2010 for a difference-in-differences analysis to determine the effect of the dissolution of DPCs on a range of public infrastructure outcomes. While the stratified treatment assignment lends some *ex ante* credibility to the parallel trends assumption, it is unlikely that all outcomes of interest would have evolved in parallel in the treatment and control districts absent of recentralization. Malesky, Nguyen, and Tran (2014) use an available pre-treatment period, data from the year 2006, to test for violations of parallel trends. While for some outcomes parallel trends appear credible, for many only weaker forms of extrapolation may be justifiable (Egami and Yamauchi, 2023). For a minority of the outcomes, any extrapolation from the control to the counterfactual trend of the treated districts seems dubious. Following Egami and Yamauchi (2023), we focus on three paradigmatic outcomes: the existence of programs investing into education or culture (*Educational and Cultural Program*), whether tap water is the main source of drinking water (*Tap Water*), and the existence of an agriculture extension center (*Agricultural Center*). See the first row of Figure 1 for the evolution of the mean for these outcomes under treatment and control. From left to right, the parallel trends assumption becomes less plausible, culminating in the right panel for which the possibility of extrapolation seems questionable.

For all three outcomes, we calculate a Horvitz-Thompson estimate of the pre-treatment violation of parallel trends $\hat{R}^{(0)}$ and the treatment effect $\hat{\tau}_{\text{DD}}$ adjusting for four independent variables deemed necessary for valid extrapolation (Malesky, Nguyen, and Tran, 2014). To take into account that the

sampled communes are clustered on the district-level, we calculate an estimate of the covariance matrix $\hat{\Sigma}$ via block-bootstrap (Egami and Yamauchi, 2023). We determine a threshold M for acceptable violations of pretreatment violations of parallel trends based on the scale of the outcomes. More specifically, we set M to be half the overall level of the respective outcome measure. For violations more severe than this threshold, it is implausible that the treated and control districts evolve similarly enough with respect to this outcome over time to warrant extrapolation. Based on detailed domain-knowledge, other values for the threshold may be reasonable. For the third outcome, *Agricultural Center*, our pretest $\phi = \mathbf{1}[\hat{S}_{\text{pre}} \leq M]$ declares the extrapolation condition to be false; in this case, extrapolation is not warranted and so our analysis for this outcome comes to an end without any statement about the treatment effect. For the first two outcomes, *Educational and Cultural Program* and *Tap Water*, our pretest declares that the extrapolation condition is true, so that we perform inference under the conditional extrapolation assumption and report our confidence interval \hat{C}_α .

Figure 1 compares our inference under the conditional extrapolation assumption with classical DID inference. For the first two outcome measures, note that the proposed confidence intervals are wider than the conventional DID intervals. This is because the proposed confidence intervals based on the conditional extrapolation assumption take into account both the magnitude of the severity of parallel trend violations in the pre-treatment period and the corresponding uncertainty in estimating this magnitude. For the third outcome, we reject the extrapolation condition: based on DID, nothing can be said about the effect of treatment on this outcome.