

GAMBIT+: A Challenge Set for Evaluating Gender Bias in Machine Translation Quality Estimation Metrics

Giorgos Filandrianos^{1,2*} Orfeas Menis Mastromichalakis¹ Wafaa Mohammed³
Giuseppe Attanasio² Chrysoula Zerva^{2,4,5}

¹National Technical University of Athens, Greece

²Instituto de Telecomunicações, Lisbon, Portugal ³University of Amsterdam, Netherlands

⁴Instituto Superior Técnico, Universidade de Lisboa, Portugal ⁵ELLIS Unit Lisbon, Portugal

Abstract

Gender bias in machine translation (MT) systems has been extensively documented, but bias in automatic quality estimation (QE) metrics remains comparatively underexplored. Existing studies suggest that QE metrics can also exhibit gender bias, yet most analyses are limited by small datasets, narrow occupational coverage, and restricted language variety. To address this gap, we introduce a large-scale challenge set specifically designed to probe the behavior of QE metrics when evaluating translations containing gender-ambiguous occupational terms. Building on the GAMBIT corpus of English texts with gender-ambiguous occupations, we extend coverage to three source languages that are genderless or natural-gendered, and eleven target languages with grammatical gender, resulting in 33 source–target language pairs. Each source text is paired with two target versions differing only in the grammatical gender of the occupational term(s) (masculine vs. feminine), with all dependent grammatical elements adjusted accordingly. An unbiased QE metric should assign equal or near-equal scores to both versions. The dataset’s scale, breadth, and fully parallel design, where the same set of texts is aligned across all languages, enables fine-grained bias analysis by occupation and systematic comparisons across languages.

1 Introduction

While gender bias in machine translation systems is widely acknowledged and has been widely documented, the biases in the translations of gender-ambiguous terms, such as occupational titles, is a topic relatively unexplored, which has lately gained some traction (Mastromichalakis et al., 2025). These biases are often reflected in the disproportionate assignment of a gender (e.g. masculine forms) to occupations when the gender of the subject is unknown. While overall much research has focused on bias in MT outputs, comparatively little attention has been

paid to the potential gender biases of automatic quality estimation metrics. Recent studies suggest that QE metrics, which are intended to provide an objective measure of translation quality, can also exhibit systematic biases (Zaranis et al., 2024). However, existing analyses on gender-ambiguous inputs are typically limited by datasets with short texts, typically sentence-level, a restricted variety of occupations, and a limited range of language pairs.

To address these limitations, we introduce GAMBIT+¹, a large-scale challenge set specifically designed to evaluate gender bias in QE metrics when translating gender-ambiguous occupational terms. Our dataset extends the original GAMBIT corpus² (Mastromichalakis et al., 2025) of English texts with gender-ambiguous occupations to include three source languages—English (a natural-gendered language), Turkish and Finnish (both genderless languages)—and eleven target languages with grammatical gender: Arabic, Czech, Greek, Spanish, French, Icelandic, Italian, Portuguese, Russian, Serbian, and Ukrainian. This results in 33 source–target language pairs, covering a wide spectrum of linguistic typologies and providing a rich resource for cross-linguistic analysis of gender bias in QE.

For each source text, we provide two target versions differing only in the grammatical gender of the occupational term (masculine vs. feminine). All necessary adjustments for grammatical correctness, such as gendered adjectives, are applied consistently across both versions. An unbiased QE metric should assign equal or near-equal scores to the two versions, as there is no indication of gender in the source text. Unlike prior work, which often aggregates bias analysis across all occupations or texts in general, GAMBIT+ explicitly tracks the occupational terms mentioned in each text and links them to ISCO-08 codes (hereafter, ISCO codes)³. This enables fine-grained, occupation-level

*Corresponding author: geofila@ails.ece.ntua.gr.

¹GAMBIT+ is available at <https://huggingface.co/datasets/ailsntua/gambit-plus>.

²<https://huggingface.co/datasets/ailsntua/GAMBIT>

³ISCO-08 is an internationally recognized system for

analyses and facilitates the study of stereotypical patterns, as previous studies have shown that certain occupations are more likely to be translated in a gendered manner according to societal stereotypes (Mastromichalakis et al., 2025; Menis-Mastromichalakis et al., 2025).

The parallel design of the dataset ensures that all source texts are aligned across target languages and both gendered versions, enabling consistent and controlled benchmarking of QE metrics. With this resource, researchers can investigate not only overall tendencies of QE systems but also nuanced, occupation-specific, and cross-lingual patterns, providing a more comprehensive understanding of how gender bias manifests in translation evaluation.

As part of the challenge set subtask of the shared task on Automated Translation Quality Evaluation Systems at WMT 2025 (Lavie et al., 2025), GAMBIT+ was used to evaluate a set of established QE metrics as well as participant submissions to the shared task. This allowed us to benchmark the performance of different metrics in a controlled, fine-grained setting and to assess how gender bias manifests in real-world QE systems. In this paper, we present and discuss the results of these evaluations, highlighting both systematic tendencies and occupation-specific patterns, and providing insights into the current limitations and strengths of existing QE approaches with respect to gender fairness.

2 Related Work

Gender bias in Machine Translation has been widely documented, revealing persistent disparities influenced by societal norms, model design choices, and deployment contexts (Savoldi et al., 2021; Vanmassenhove, 2024; Savoldi et al., 2024; Menis-Mastromichalakis et al., 2025; Mastromichalakis et al., 2025). Numerous studies have examined the prevalence and consequences of such biases across languages, cultural settings, and MT architectures (Rescigno et al., 2020; Paolucci et al., 2023; Farkas and Németh, 2022; Ghosh and Caliskan, 2023; Kostikova et al., 2023; Piazzolla et al., 2023), underscoring the need for robust evaluation and mitigation. A particularly relevant line of work focuses on occupational bias in MT, where stereotypes associated with specific professions affect translation choices

(Gorti et al., 2024; Tal et al., 2022; Mastromichalakis et al., 2025). Related efforts in other NLP tasks have explored gender ambiguity in Question Answering (Parrish et al., 2022; Li et al., 2020) and coreference resolution (Rudinger et al., 2018; Zhao et al., 2018; Kotek et al., 2023). In MT, proposed strategies for handling ambiguity include generating all grammatically correct gendered translations (Garg et al., 2024), and disambiguating inputs before translation (Vanmassenhove et al., 2018). Resources supporting these investigations range from knowledge graphs (Mastromichalakis et al., 2024) to multilingual benchmarks and challenge sets (Currey et al., 2022). Mitigation strategies have included model fine-tuning, data balancing, and adaptive learning (Saunders and Byrne, 2020; Escudé Font and Costa-jussà, 2019; Costa-jussà and de Jorge, 2020), as well as gender-neutral translation approaches (Piergentili et al., 2023a; Lardelli and Gromann, 2023) and benchmarks for evaluating them (Piergentili et al., 2023b; Lardelli et al., 2024; Gkovedarou et al., 2025). A central element in all these efforts is evaluation, since quality estimation metrics determine what counts as a “good” translation and thus influence MT system development.

While several studies have examined whether evaluation metrics for natural language generation exhibit social biases—such as Qiu et al. (2023), who compared n-gram- and model-based metrics, Sun et al. (2022), who quantified different bias types, and Gao and Wan (2022), who measured race and gender stereotypes—very few works have explored gender bias in MT QE metrics. One exception is Zaranis et al. (2024), which conducted a multifaceted analysis of QE methods and demonstrated that the metrics themselves can be biased, potentially perpetuating the very stereotypes they are used to assess.

A key limitation of existing work on gender bias in QE is the lack of suitable datasets, particularly for studying gender ambiguity. Many challenge sets, such as WinoMT (Stanovsky et al., 2019) and MT-GenEval (Currey et al., 2022), focus on cases where gender can be resolved via coreference or other contextual cues. The MuST-SHE corpus (Bentivogli et al., 2020) similarly contains audio and textual cues that reveal gender (e.g., speaker’s voice, pronouns, named entities). Conversely, datasets containing true gender ambiguity (Rudinger et al., 2018; Zhao et al., 2018) are often limited in language coverage, consist of isolated sentences, and lack occupational diversity, restricting fine-grained analysis. In contrast, our challenge set builds on GAMBIT (Mastromichalakis et al., 2025), where occupational mentions are inherently gender-ambiguous and no gold-standard gendered translation

classifying occupations endorsed by the International Labour Organisation (ILO). It provides a hierarchical structure that categorizes jobs into four levels of increasing granularity, using a digit-based coding system. More details: <https://ilostat.ilo.org/methods/concepts-and-definitions/classification-occupation/>

exists. This enables us to test whether QE metrics assign different scores to two theoretically equivalent translations differing only in the grammatical gender of the occupation, offering a controlled setting for investigating metric bias in ambiguous contexts.

3 Challenge Set Creation

The creation of the challenge set, GAMBITH+, was grounded in the GAMBITH dataset (Mastromichalakis et al., 2025), which covers all ISCO occupations (all 4-digit codes) and contains the corresponding ISCO codes and names, with English texts distributed evenly across five formats: short stories, brief news reports, short statements, short conversations, and short presentations, in which the given occupation appears. In these texts, the gender of the occupation is not explicitly indicated. For example, in the sentence “The professor delivered an engaging lecture on generation modification by the auditorium”, shown in Table 1, the occupation “professor” is mentioned without any linguistic cues that would reveal its gender.

In GAMBITH+, these gender-neutral English sentences were translated into gendered target languages, producing parallel masculine and feminine versions of each sentence while preserving all other aspects of the translation. In addition, we extended the source language coverage to include genderless languages such as Turkish and Finnish, alongside English, ensuring a diverse and balanced dataset. In total, the challenge set comprises 29,415 source instances (9,805 each of the three source languages), which were translated into 11 target languages, resulting in 323,565 triplets, each consisting of the source sentence with a masculine and a feminine translation. Table 1 presents an example from the GAMBITH+ dataset with the data from GAMBITH and the corresponding entries created for the Challenge Set. Specifically, the following sections describe the generation process for producing these translations and the evaluation procedure applied to assess and ensure the high quality of the resulting dataset.

3.1 Generation

Gendered Languages. The construction of the challenge set for gendered languages was based on the English texts from the GAMBITH dataset in which the gender of the occupation was ambiguous. These sentences served as the source material for the initial stage of the process. An LLM⁴ was subsequently instructed to translate each sentence into the target language, specifically translating the occupation into

a given gender form (e.g., masculine). Following this, a separate interaction with the same model was initiated, ensuring that no conversational history from the first stage was preserved, and the model was instructed to take the translated text and produce a variation in the target language that preserved the text exactly, modifying only the gender of the occupation from the initial to the alternate form (e.g., feminine respectively).

This process yielded three aligned versions for each source sentence:

1. the original English text s containing a gender-ambiguous occupation,
2. the translation with the occupation in its masculine form t_{male} , and
3. the translation with the occupation in its feminine form t_{female} .

The masculine and feminine translations were constructed to be semantically and lexically identical, differing only in the gender marking of the occupation and the dependent grammatical elements. There were a few cases where the masculine and feminine variations were identical in some target languages, mostly due to the morphology of the source text and the grammatical restrictions of the target languages. All such examples were discarded from all languages (so if the masculine and feminine translations were identical in at least one language, this text was removed from all languages) in order to keep the challenge set consistent, and the texts in all languages aligned. After filtering, we retained 8,771 samples per language pair, resulting in a total of 289,443 samples in the GAMBITH+ dataset.

Genderless Languages. For genderless languages, a similar approach was applied. In this case, the model was instructed to translate the original text into the genderless target language without introducing any linguistic cues that might imply a specific gender for the occupation. This step was designed to avoid subtle cases where unintended gender hints could arise, even in languages without grammatical gender. Since in those languages there is no grammatical gender, the second step that generated the gendered variation in gendered languages was not applied.

By following this procedure, we obtained aligned texts across multiple languages, comprising source languages with gender-ambiguous occupations and target languages with matched masculine and feminine translations for the same occupations, as shown

⁴The LLM used is Claude Sonnet 3.5 v2

GAMBIT			
ISCO ID	ISCO Name	Type	English Text
2310	Professor	short statement	The Professor delivered an engaging lecture on quantum mechanics to a packed auditorium.
GAMBIT+ Additional Source Languages			
Language	Text		
Turkish	Profesör, tıklım tıklım dolu bir konferans salonunda kuantum mekaniği üzerine etkileyici bir ders verdi.		
Finnish	Professori piti mukaansatempaavan luennon kvantttimekaniikasta täydelle luentosalille.		
GAMBIT+ Target Languages			
Language	Masculine	Feminine	
Arabic	ألقى الأستاذ محاضرة مشوقة عن الميكانيكا الكمية في قاعة محاضرات مكتظة.	ألقت الأستاذة محاضرة مشوقة عن الميكانيكا الكمية في قاعة محاضرات مكتظة.	
Greek	Ο Καθηγητής έδωσε μια συναρπαστική διάλεξη για την κβαντική μηχανική σε ένα κατάμεστο αμφιθέατρο.	Η Καθηγήτρια έδωσε μια συναρπαστική διάλεξη για την κβαντική μηχανική σε ένα κατάμεστο αμφιθέατρο.	
Czech	Profesor přednesl poutavou přednášku o kvantové mechanice před zaplněným auditoriem.	Profesorka přednesla poutavou přednášku o kvantové mechanice před zaplněným auditoriem.	
Icelandic	Herra prófessorinn flutti áhugaverðan fyrirlestur um skammtafræði fyrir fullum fyrirlestrasal.	Frú prófessorinn flutti áhugaverðan fyrirlestur um skammtafræði fyrir fullum fyrirlestrasal.	
Italian	Il Professore ha tenuto una coinvolgente lezione sulla meccanica quantistica in un auditorium gremito.	La Professoressa ha tenuto una coinvolgente lezione sulla meccanica quantistica in un auditorium gremito.	
Russian	Профессор прочитал увлекательную лекцию по квантовой механике в переполненной аудитории.	Профессор прочитала увлекательную лекцию по квантовой механике в переполненной аудитории.	
French	Le Professeur a donné une conférence passionnante sur la mécanique quantique dans un amphithéâtre comble.	La Professeure a donné une conférence passionnante sur la mécanique quantique dans un amphithéâtre comble.	
Spanish	El Profesor dio una conferencia cautivadora sobre mecánica cuántica ante un auditorio repleto.	La Profesora dio una conferencia cautivadora sobre mecánica cuántica ante un auditorio repleto.	
Portuguese	O Professor ministrou uma palestra envolvente sobre mecânica quântica para um auditório lotado.	A Professora ministrou uma palestra envolvente sobre mecânica quântica para um auditório lotado.	
Serbian	Profesor je održao zanimljivo predavanje o kvantnoj mehanici pred punim auditorijumom.	Profesorica je održala zanimljivo predavanje o kvantnoj mehanici pred punim auditorijumom.	
Ukrainian	Професор провів захопливу лекцію з квантової механіки в переповненій аудиторії.	Професорка провела захопливу лекцію з квантової механіки в переповненій аудиторії.	

Table 1: Example instance from GAMBIT+ dataset, showing GAMBIT metadata, source translations, and target translations (masculine/feminine).

in the example of Table 1. The model used for the generation is Claude Sonnet 3.5 v2⁵.

3.2 Evaluation

Ensuring that the translations differed solely in the gender marking of the occupation, while remaining otherwise semantically equivalent, was a central requirement of the data creation process. However, adherence to this constraint could not be assumed, even though the model had been explicitly prompted to preserve all other aspects of the source text. To verify compliance, an additional evaluation was conducted in an LLM-as-a-judge approach (Gu et al., 2024). A different and more capable model⁶, namely Claude

Sonnet 3.7⁷, was provided with two texts: the translation in the masculine form and the translation in the feminine form. The model was instructed to analyse the two sentences and determine whether the only difference between them was the gender of the occupation, or whether additional semantic or structural differences were present. This evaluation was carried out for all language-pair combinations using 10% of the dataset due to computation constraints, and the results are reported in Table 2.

As we can see, in almost all cases the accuracy is above 90%, indicating a high quality of generated data. Additionally, we manually reviewed around 100 samples of the “errors” identified by the LLM judge to further investigate the issues. In most cases, the errors flagged by the judge were not truly errors but rather stemmed from minor variations in dependent gram-

⁵anthropic.claude-3-5-sonnet-20241022-v2:0

⁶<https://www.anthropic.com/news/claude-3-7-sonnet>

⁷anthropic.claude-3-7-sonnet-20250219-v1:0

Lang.	Acc. %	Lang.	Acc. %
Portuguese	98.38	Russian	94.00
Spanish	97.62	Ukrainian	92.62
French	97.25	Czech	90.88
Italian	96.50	Serbian	90.62
Arabic	96.25	Icelandic	86.75
Greek	95.62		

Table 2: Gender-only differences between masculine and feminine translations across languages, as assessed by an LLM-as-a-judge approach.

mathematical elements, which should indeed be adjusted to match the gender changes of the occupation. Such differences often led the judge to conclude that the outputs were not aligned, revealing a certain oversensitivity in the evaluation. As a result, when the metric marked something as incorrect, it was not necessarily a substantive error, whereas we observed that when it marked something as correct, this judgment was indeed accurate. Consequently, the reported numbers are likely stricter than the actual performance.

The prompts used for data generation and evaluation are provided in Appendix A.

4 Evaluation Setup & Analysis Approach

For the evaluation, we prepared a dataset in which each entry consisted of a source text (s) in one of three source languages (English, Turkish, Finnish) and, for each target language, two corresponding hypotheses: one where the occupation appeared in the translated masculine form (t_{male}) and another where it appeared in the translated feminine form (t_{female}). The two hypotheses were constructed to differ solely in the grammatical gender marking of the occupation, with all other aspects of the sentence kept identical. This dataset was then provided by the shared task organizers to the participating teams, who ran their metrics and returned their scores for each hypothesis in every source–target language pair, while the organizers themselves used a set of baseline metrics on our dataset too. These returned results form the basis of the subsequent analysis. The source languages were 3 (English, Turkish, Finnish) and the target languages were 11 (Arabic, Czech, Greek, Spanish, French, Icelandic, Italian, Portuguese, Russian, Serbian, Ukrainian), leading to a total of 33 distinct source–target language pairs.

The organizers returned results for 11 evaluation metrics, 3 baseline metrics (sentinel-cand (Perrella et al., 2024), sentinel-src (Perrella et al., 2024), and COMETKiwi22 (Rei et al., 2022)), and 8 submissions (UvA-MT (Wu and Monz, 2025), ranked-

COMET (Maharjan and Shrestha, 2025), MetricX-25-QE (Juraska et al., 2025), MetricX-25 (Juraska et al., 2025), baseCOMET (Maharjan and Shrestha, 2025), Polycand-1 (Züfle et al., 2025), Polycand-2 (Züfle et al., 2025), and Polyic-3 (Züfle et al., 2025)). All metrics, except for UvA-MT, were run on the complete set of 33 source-target language pairs. The UvA-MT metric was evaluated only with English as the source language, covering all corresponding target languages. sentinel-src relies exclusively on the input, which results in identical scores being assigned to both gendered forms; therefore, it is excluded from our subsequent analyses

5 Results and Discussion

5.1 Experimental Setup

Let $M(s, t) \in [\min(M), \max(M)]$ be a translation quality metric, where s denotes the source text, t the translated text, and $M(s, t)$ returns a real-valued score within the metric’s range. Our goal is to quantify the variation in M when the translations differ *only* in the grammatical gender of an occupation, while all other elements of the text remain identical.

For each source sentence s , we consider two translations: t_{male} (masculine form) and t_{female} (feminine form). The *absolute difference* in metric scores is defined as:

$$\Delta_{abs} = |M(s, t_{male}) - M(s, t_{female})|. \quad (1)$$

To facilitate comparability across different metrics, we define the *normalized difference* as:

$$\Delta_{norm}(\%) = \frac{\Delta_{abs}}{R} \times 100, \quad (2)$$

where $R = \max(M) - \min(M)$ is the *range* of the metric and $I = [\min(M), \max(M)]$ denotes the corresponding interval of observed values. Since in the general case the theoretical bounds of M may be unknown, we instead rely on empirical estimates derived from our evaluation results, using as $\min(M)$ and $\max(M)$ the smallest and largest values observed for each metric on the challenge set. This approach ensures that all metrics are interpreted within a consistent, data-driven scale.

5.2 Results

Table 3 summarizes the performance of all evaluated metrics on our challenge set, reporting both absolute and normalized differences alongside their empirical ranges and intervals. A paired t -test⁸ was conducted

⁸https://docs.scipy.org/doc/scipy/reference/generated/scipy.stats.ttest_rel.html

Metric	$\Delta_{\text{norm}}(\%)$	Δ_{abs}	R	I
UvA-MT ⁵	104.29	0.1314	0.126	[-0.521, -0.395]
rankedCOMET	71.09	0.0455	0.064	[0.468, 0.532]
MetricX-25-QE	11.93	0.5711	4.787	[-8.253, -3.467]
*sentinel-cand	9.70	0.0559	0.576	[-0.237, 0.339]
MetricX-25	7.45	0.6151	8.260	[-12.494, -4.234]
baseCOMET	4.39	0.0058	0.132	[0.435, 0.567]
*COMETKiwi22	4.13	0.0100	0.242	[0.623, 0.865]
Polycand-1	3.72	0.6023	16.184	[76.655, 92.839]
Polycand-2	3.36	0.8590	25.549	[68.230, 93.779]
Polyc-3	3.10	0.6197	19.985	[74.547, 94.533]

Table 3: Absolute and normalized differences for each metric, along with their empirical range R and interval I on the challenge set. Δ_{abs} and Δ_{norm} are reported as averages over all source sentences and language pairs. Baseline metrics are indicated with an asterisk (*).

for each metric and language, showing that all differences between $M(s, t_{\text{male}})$ and $M(s, t_{\text{female}})$ were statistically significant in every case ($p < 0.05$).

All evaluated metrics show a measurable difference between masculine and feminine translations. Notably, the magnitude of these differences, both in absolute and normalized terms, varies considerably across metrics. For example, UvA-MT and ranked-COMET display the largest normalized differences (above 70%), suggesting higher sensitivity to gender variation, whereas metrics such as Polyc-3 and Polycand-2 register much smaller relative changes. While, the empirical ranges R and intervals I differ widely among metrics, reflecting substantial variation in score scales and distributional properties, normalization allows us to fairly compare the different metrics.

Analysis per Language. Table 4 presents the average normalized differences (\pm standard deviation) across all evaluation metrics for each source–target pair. Across most targets, English as the source leads to higher average differences than Finnish or Turkish. In certain cases, such as Arabic, Czech, Icelandic, Italian, Russian, Serbian, and Ukrainian, the source language changes the difference score substantially ($>8\%$). In contrast, for Greek, Spanish, French, and Portuguese, the results are more stable regardless of the source. This suggests a systematic source-language effect. One possible explanation is that English, as a natural-gendered language, exhibits more extensive gender marking than Finnish or Turkish, which are largely genderless languages, thereby increasing the likelihood that occupational gender associations can be stronger and leak into the evaluation metrics. However, this does not explain why this is not true for all target languages, so further investigation is needed to disambiguate these findings.

When focusing on the target languages, the rank-

ing is stable: Arabic, Russian, and Icelandic yield the highest values; Czech, Italian, Ukrainian, and Serbian follow; French, Greek, Spanish, and Portuguese are consistently lower. This stability across different sources points to target-language characteristics as a dominant factor. Standard deviations parallel the ranking of the averages—larger where averages are higher (especially with English as the source) and smaller where they are lower—indicating greater item-level variability when differences are larger. In high-difference pairs, this variability likely reflects greater diversity in how specific items respond to the different evaluation metrics. Conversely, in low-difference pairs, more uniform behavior is observed across items. Overall, the analysis highlights two main points: while the inherent characteristics of the target language play a dominant role in determining the magnitude of differences, selecting English as the source systematically amplifies these effects, leading to both higher average values and greater variability across samples.

Source Target	English	Finnish	Turkish
Arabic	25.39 \pm 40.28	16.82 \pm 32.45	18.09 \pm 35.52
Czech	22.57 \pm 34.42	13.38 \pm 21.14	13.76 \pm 23.01
Greek	11.55 \pm 18.48	10.89 \pm 18.55	10.97 \pm 19.07
Spanish	11.79 \pm 19.68	12.32 \pm 22.05	12.32 \pm 22.99
French	9.47 \pm 14.47	8.95 \pm 13.77	9.13 \pm 14.60
Icelandic	26.10 \pm 32.77	16.62 \pm 19.58	16.55 \pm 20.51
Italian	22.14 \pm 35.30	12.59 \pm 21.41	12.27 \pm 21.42
Portuguese	11.62 \pm 20.12	11.41 \pm 20.14	11.58 \pm 21.51
Russian	25.63 \pm 38.98	16.38 \pm 29.50	15.49 \pm 27.28
Serbian	20.17 \pm 33.76	11.64 \pm 20.18	11.68 \pm 21.05
Ukrainian	21.64 \pm 34.86	12.93 \pm 22.08	12.90 \pm 21.90

Table 4: Average $\Delta_{\text{norm}}(\%)$ with standard deviation for each source-target pair across all models.

⁵Results only with English as the source language.













Occupation	sentinel-cand	COMETKiwiz22	MetricX-25	UvA-MT	rankedCOMET	Polycand-2	Polyc-3	MetricX-25-QE	baseCOMET	Polycand-1	AVERAGE
$\overline{M(s, t_{male})} > \overline{M(s, t_{female})}$											
	+9.7%	+11.9%	+13.1%	+58.0%	+6.1%	+13.6%	+15.5%	+27.0%	+5.9%	+18.8%	+18.0%
	+15.0%	+8.8%	+12.5%	+34.4%	+14.3%	+16.2%	+18.1%	+25.4%	+11.9%	+16.9%	+17.3%
	+9.4%	+9.3%	+22.5%	+39.6%	+6.4%	+11.1%	+11.7%	+33.9%	+5.3%	+15.1%	+16.4%
	+11.5%	+10.3%	+19.9%	+26.7%	+5.6%	+13.5%	+15.4%	+33.3%	+6.7%	+17.5%	+16.0%
	+11.3%	+10.1%	+15.6%	+39.8%	+7.3%	+13.1%	+13.6%	+25.1%	+6.9%	+17.0%	+16.0%
	+9.3%	+8.1%	+16.7%	+36.4%	+7.5%	+14.6%	+13.8%	+29.5%	+7.2%	+16.5%	+16.0%
	+13.5%	+11.5%	+13.2%	+31.3%	+9.8%	+12.7%	+14.2%	+24.7%	+10.1%	+15.4%	+15.7%
	+6.4%	+8.5%	+15.8%	+41.8%	+5.1%	+13.0%	+11.4%	+36.0%	+4.8%	+12.9%	+15.6%
	+9.5%	+10.2%	+17.9%	+34.0%	+4.4%	+13.5%	+15.2%	+28.6%	+5.2%	+16.7%	+15.5%
	+15.9%	+9.2%	+11.4%	+24.6%	+10.6%	+15.3%	+21.1%	+20.6%	+9.2%	+15.9%	+15.4%
$\overline{M(s, t_{male})} < \overline{M(s, t_{female})}$											
	-2.5%	-6.1%	-13.8%	-22.4%	+1.8%	+0.7%	-3.1%	-25.2%	+0.8%	-2.7%	-7.2%
	-3.5%	-3.9%	-13.7%	-24.3%	-0.8%	-1.0%	+0.4%	-21.7%	-0.7%	+0.6%	-6.9%
	-1.0%	-5.8%	-18.2%	-5.3%	+4.0%	+1.7%	+0.5%	-28.1%	+3.3%	+1.7%	-4.7%
	-2.1%	-2.6%	-21.3%	-4.0%	+6.0%	+1.6%	-0.6%	-28.1%	+5.0%	+4.2%	-4.2%
	-1.4%	-2.3%	-10.6%	-8.7%	-0.2%	+1.8%	+2.6%	-15.2%	-0.3%	+1.3%	-3.3%
	-1.2%	-3.8%	-7.5%	-14.8%	+0.6%	+1.9%	+2.3%	-10.5%	+0.1%	+2.1%	-3.1%
	-0.1%	+1.8%	-11.4%	-8.7%	+1.9%	+0.9%	+0.1%	-14.7%	+1.2%	+1.5%	-2.7%
	-1.1%	+0.8%	-5.7%	-2.3%	+1.1%	+1.3%	+0.8%	-11.4%	+0.9%	+1.8%	-1.4%
	+0.1%	+1.2%	-10.3%	-1.9%	+3.9%	+2.6%	+2.4%	-14.1%	+3.4%	+2.1%	-1.1%
	-0.6%	+1.1%	-7.5%	-5.9%	+3.8%	+3.2%	+4.7%	-13.1%	+3.3%	+3.3%	-0.8%

Table 5: $\Delta_{\text{norm}}(\%)$ per occupation across all evaluated metrics. The occupations referenced in this table are listed in Table 7 along with the respective ISCO codes.

Analysis per Occupation. For this analysis, it is necessary to define not only the *strength* of the effect, captured by the absolute magnitude $\Delta_{\text{norm}}(\%)$, but also its *direction*. Specifically, a “+” is assigned when $\overline{M(s, t_{male})} > \overline{M(s, t_{female})}$ (where the overline denotes the mean value), indicating that the metric tends to favor the masculine form, whereas a “-” is assigned when $\overline{M(s, t_{male})} < \overline{M(s, t_{female})}$, indicating a tendency to favor the feminine form.

Table 5 presents the top ten occupations with the largest positive and negative normalized differences $\Delta_{\text{norm}}(\%)$ across all evaluated metrics, ranked by their average value across all languages. Occupations are identified using their corresponding ISCO-08 codes, providing a standardized reference for each job category.

The occupations appearing in the positive segment of the table (e.g., ISCO 3151 “Ships’ Engineers”, ISCO 7126 “Plumbers and Pipe Fitters”, ISCO 7542 “Shotfirers and Blasters”) are predominantly roles that are culturally and historically associated with men and are often perceived as physically demanding or male-dominated. In contrast, the negative segment features occupations such as ISCO 5241 “Fashion and

Other Models”, ISCO 5311 “Child Care Workers”, and ISCO 3222 “Midwifery Professionals”, which are stereotypically viewed as female-oriented professions. This pattern suggests that the evaluated metrics may reproduce gender stereotypes in their outputs, ultimately reinforcing such biases in MT systems.

It is also noteworthy that the magnitude of the positive differences is, in absolute terms, generally greater than that of the negative differences. For example, the tenth-highest positive difference toward the masculine form substantially exceeds the highest negative difference toward the feminine form. This asymmetry indicates an overall tendency of the evaluated metrics to favor masculine forms in translation.

6 Gender Density Analysis

Different human-evaluation approaches of translation penalize errors (such as using the wrong gender) differently: direct assessment applies a conceptual approach, penalizing each error only once (Graham et al., 2017), whereas MQM (Lommel et al., 2013) penalizes every occurrence of the error in a text. To better understand how QE metrics capture gender related aspects, we analyse the correlation between the

Metric	English	Finnish	Turkish
*COMETKiwi22	0.17	0.21	0.22
MetricX-25	0.02	0.09	0.08
MetricX-25-QE	0.06	0.17	0.19
Polycand-1	0.18	0.22	0.22
Polycand-2	0.17	0.21	0.20
Polyic-3	0.12	0.16	0.18
UvA-MT	0.47	—	—
baseCOMET	0.20	0.21	0.22
rankedCOMET	0.09	0.10	0.11
*sentinel-cand	0.02	0.02	0.02

Table 6: Pearson correlation coefficients between gender density and metrics’ bias. All metrics show a positive correlation and all correlations are statistically significant ($p < 0.05$). Baseline metrics are indicated with an asterisk (*).

bias metric (normalized difference score $\Delta_{\text{norm}}(\%)$) and gender density in the text. We define *gender density* as the normalized count of gendered words in the text. Since the two texts ($t_{\text{male}}, t_{\text{female}}$) are identical except for the gendered words, we calculate the gender density as the proportion of differing words to the average text length (in words):

$$\text{gender density} = \frac{\text{worddiff}(t_{\text{male}}, t_{\text{female}})}{\text{average}(\text{len}(t_{\text{male}}), \text{len}(t_{\text{female}}))}$$

As presented in Table 6, we observe a positive correlation between metric bias and gender density for all metrics with varying correlation strength, i.e. *texts with a higher number of gendered words result in more biased metric evaluations*. Among the evaluated metrics, Polycand metrics show the strongest correlations overall to gender density. COMET-based metrics (COMETKiwi22, baseCOMET, rankedCOMET) also show strong correlations, while MetricX-25 and MetricX-25-QE consistently show weak correlations. Sentinel-cand metric shows minimal correlations, suggesting it may be less sensitive to gender density. Detailed correlation plots for each metric are in appendix C. The findings suggest that the metrics apply a cumulative preference and penalty for gender in a text.

7 Conclusions

We presented GAMBIT+, a large-scale, fully parallel challenge set containing paired masculine and feminine translations of gender-ambiguous occupations across 33 source–target language pairs, and used it to benchmark 10 QE metrics. Our evaluation revealed consistent, statistically significant score shifts driven solely by grammatical gender—often more pronounced in certain language pairs and occupations—with a clear overall tendency to favor mascu-

line forms. These findings indicate that current QE metrics are not gender-fair and should be systematically audited and calibrated.

Future work will broaden the scope of our analysis to include a wider range of QE metrics, with a focus on identifying specific characteristics that make them more susceptible to gender bias. We also plan to investigate the interplay between MT systems and QE metrics, exploring how system outputs and metric evaluations align or diverge in terms of gender bias. We also plan to extend GAMBIT+ with translations of varying quality to investigate whether translation quality influences the biases of QE metrics—for example, whether poor translations make gender distinctions more or less apparent due to incorrect gender agreements across the sentence. Finally, we aim to extend the use of GAMBIT+ beyond MT, testing its applicability and value in evaluating gender bias in other natural language generation tasks.

Acknowledgments

This work is part of the UTTER project, supported by the European Union’s Horizon Europe research and innovation programme via grant agreement 101070631, and by the FCT project “OptiGov”, ref. 2024.07385.IACDC (DOI 10.54499/2024.07385.IACDC), funded by the PRR under the measure RE-C05-i08.m04. Giuseppe Atanasio and Chrysoula Zerva are also supported by the Portuguese Recovery and Resilience Plan through projects C645008882-00000055 (Center for Responsible AI) and UID/50008: Instituto de Telecomunicações. Chrysoula Zerva is also supported by an unrestricted gift from Google (Google Research Scholar). Wafaa Mohammed acknowledges travel support from ELIAS (GA no 101120237).

References

- Luisa Bentivogli, Beatrice Savoldi, Matteo Negri, Mattia A. Di Gangi, Roldano Cattoni, and Marco Turchi. 2020. [Gender in danger? evaluating speech translation technology on the MuST-SHE corpus](#). In *Proceedings of the 58th Annual Meeting of the Association for Computational Linguistics*, pages 6923–6933, Online. Association for Computational Linguistics.
- Marta R. Costa-jussà and Adrià de Jorge. 2020. [Fine-tuning neural machine translation on gender-balanced datasets](#). In *Proceedings of the Second Workshop on Gender Bias in Natural Language Processing*, pages 26–34, Barcelona, Spain (Online). Association for Computational Linguistics.
- Anna Currey, Maria Nadejde, Raghavendra Reddy Pappagari, Mia Mayer, Stanislas Lauly, Xing Niu, Benjamin

- Hsu, and Georgiana Dinu. 2022. [MT-GenEval: A counterfactual and contextual dataset for evaluating gender accuracy in machine translation](#). In *Proceedings of the 2022 Conference on Empirical Methods in Natural Language Processing*, pages 4287–4299, Abu Dhabi, United Arab Emirates. Association for Computational Linguistics.
- Joel Escudé Font and Marta R. Costa-jussà. 2019. [Equalizing gender bias in neural machine translation with word embeddings techniques](#). In *Proceedings of the First Workshop on Gender Bias in Natural Language Processing*, pages 147–154, Florence, Italy. Association for Computational Linguistics.
- Anna Farkas and Renáta Németh. 2022. How to measure gender bias in machine translation: Real-world oriented machine translators, multiple reference points. *Social Sciences & Humanities Open*, 5(1):100239.
- Mingqi Gao and Xiaojun Wan. 2022. Social biases in automatic evaluation metrics for nlg. *arXiv preprint arXiv:2210.08859*.
- Sarthak Garg, Mozhddeh Gheini, Clara Emmanuel, Tatiana Likhomanenko, Qin Gao, and Matthias Paulik. 2024. Generating gender alternatives in machine translation. *arXiv preprint arXiv:2407.20438*.
- Sourojit Ghosh and Aylin Caliskan. 2023. Chatgpt perpetuates gender bias in machine translation and ignores non-gendered pronouns: Findings across bengali and five other low-resource languages. In *Proceedings of the 2023 AAAI/ACM Conference on AI, Ethics, and Society*, pages 901–912.
- Eleni Gkovedarou, Joke Daems, and Luna De Bruyne. 2025. Gender bias in english-to-greek machine translation. *3rd Workshop on Gender-Inclusive Translation Technologies (GITT 2025)*.
- Atmika Gorti, Aman Chadha, and Manas Gaur. 2024. Unboxing occupational bias: Debiasing llms with us labor data. In *Proceedings of the AAAI Symposium Series*, volume 4, pages 48–55.
- Yvette Graham, Timothy Baldwin, Alistair Moffat, and Justin Zobel. 2017. Can machine translation systems be evaluated by the crowd alone. *Natural Language Engineering*, 23(1):3–30.
- Jiawei Gu, Xuhui Jiang, Zhichao Shi, Hexiang Tan, Xuehao Zhai, Chengjin Xu, Wei Li, Yinghan Shen, Shengjie Ma, Honghao Liu, and 1 others. 2024. A survey on llm-as-a-judge. *arXiv preprint arXiv:2411.15594*.
- Juraj Juraska, Tobias Domhan, Mara Finkelstein, Tetsuji Nakagawa, Geza Kovacs, Daniel Deutsch, Pidong Wang, and Markus Freitag. 2025. Metricx-25 and gemspaneval: Google translate submissions to the wmt25 evaluation shared task. In *Proceedings of the Tenth Conference on Machine Translation*, China. Association for Computational Linguistics.
- Aida Kostikova, Joke Daems, and Todor Lazarov. 2023. [How adaptive is adaptive machine translation, really? a gender-neutral language use case](#). In *Proceedings of the First Workshop on Gender-Inclusive Translation Technologies*, pages 95–97, Tampere, Finland. European Association for Machine Translation.
- Hadas Kotek, Rikker Dockum, and David Sun. 2023. Gender bias and stereotypes in large language models. In *Proceedings of the ACM collective intelligence conference*, pages 12–24.
- Manuel Lardelli, Giuseppe Attanasio, and Anne Lauscher. 2024. [Building bridges: A dataset for evaluating gender-fair machine translation into German](#). In *Findings of the Association for Computational Linguistics: ACL 2024*, pages 7542–7550, Bangkok, Thailand. Association for Computational Linguistics.
- Manuel Lardelli and Dagmar Gromann. 2023. [Gender-fair post-editing: A case study beyond the binary](#). In *Proceedings of the 24th Annual Conference of the European Association for Machine Translation*, pages 251–260, Tampere, Finland. European Association for Machine Translation.
- Alon Lavie, Greg Hanneman, Sweta Agrawal, Diptesh Kanojia, Chi kiu Lo, Vilém Zouhar, Frédéric Blain, Chrysoula Zerva, Eleftherios Avramidis, Sourabh Deoghare, Archchana Sindhuja, Jiayi Wang, David I. Adelman, Brian Thompson, Tom Kocmi, Markus Freitag, and Daniel Deutsch. 2025. [Findings of the wmt25 shared task on automated translation evaluation systems: Linguistic diversity is challenging and references still help](#). In *Proceedings of the Seventh Conference on Machine Translation (WMT 2025)*, Miami, Florida, USA. Association for Computational Linguistics.
- Tao Li, Daniel Khashabi, Tushar Khot, Ashish Sabharwal, and Vivek Srikumar. 2020. [UNQOVERing stereotyping biases via underspecified questions](#). In *Findings of the Association for Computational Linguistics: EMNLP 2020*, pages 3475–3489, Online. Association for Computational Linguistics.
- Arle Richard Lommel, Aljoscha Burchardt, and Hans Uszkoreit. 2013. [Multidimensional quality metrics: a flexible system for assessing translation quality](#). In *Proceedings of Translating and the Computer 35*, London, UK. Aslib.
- Sujal Maharjan and Astha Shrestha. 2025. Rankedcomet: Elevating a 2022 baseline to a top-5 finish in the wmt 2025 qe task. In *Proceedings of the Tenth Conference on Machine Translation*, China. Association for Computational Linguistics.
- Orfeas Menis Mastromichalakis, Giorgos Filandrianos, Maria Symeonaki, and Giorgos Stamou. 2025. Assumed identities: Quantifying gender bias in machine translation of gender-ambiguous occupational terms. *arXiv preprint arXiv:2503.04372*.
- Orfeas Menis Mastromichalakis, Giorgos Filandrianos, Eva Tsouparopoulou, Dimitris Parsanoglou, Maria Symeonaki, and Giorgos Stamou. 2024. Gost-mt: A knowledge graph for occupation-related gender biases in machine translation. *arXiv preprint arXiv:2409.10989*.

- Orfeas Menis-Mastromichalakis, George Filandrianos, Maria Symeonaki, Glykeria Stamatopoulou, Dimitris Parsanoglou, and Giorgos Stamou. 2025. Gender bias in machine learning: insights from official labour statistics and textual analysis. *Quality & Quantity*, pages 1–35.
- Angela Balducci Paolucci, Manuel Lardelli, and Dagmar Gromann. 2023. [Gender-fair language in translation: A case study](#). In *Proceedings of the First Workshop on Gender-Inclusive Translation Technologies*, pages 13–23, Tampere, Finland. European Association for Machine Translation.
- Alicia Parrish, Angelica Chen, Nikita Nangia, Vishakh Padmakumar, Jason Phang, Jana Thompson, Phu Mon Htut, and Samuel Bowman. 2022. [BBQ: A hand-built bias benchmark for question answering](#). In *Findings of the Association for Computational Linguistics: ACL 2022*, pages 2086–2105, Dublin, Ireland. Association for Computational Linguistics.
- Stefano Perrella, Lorenzo Proietti, Alessandro Scirè, Edoardo Barba, and Roberto Navigli. 2024. [Guardians of the machine translation meta-evaluation: Sentinel metrics fall in!](#) In *Proceedings of the 62nd Annual Meeting of the Association for Computational Linguistics (Volume 1: Long Papers)*, pages 16216–16244, Bangkok, Thailand. Association for Computational Linguistics.
- Silvia Alma Piazzolla, Beatrice Savoldi, and Luisa Bentivogli. 2023. Good, but not always fair: An evaluation of gender bias for three commercial machine translation systems. *arXiv preprint arXiv:2306.05882*.
- Andrea Piergentili, Dennis Fucci, Beatrice Savoldi, Luisa Bentivogli, and Matteo Negri. 2023a. [Gender neutralization for an inclusive machine translation: from theoretical foundations to open challenges](#). In *Proceedings of the First Workshop on Gender-Inclusive Translation Technologies*, pages 71–83, Tampere, Finland. European Association for Machine Translation.
- Andrea Piergentili, Beatrice Savoldi, Dennis Fucci, Matteo Negri, and Luisa Bentivogli. 2023b. [Hi guys or hi folks? benchmarking gender-neutral machine translation with the GeNTE corpus](#). In *Proceedings of the 2023 Conference on Empirical Methods in Natural Language Processing*, pages 14124–14140, Singapore. Association for Computational Linguistics.
- Haoyi Qiu, Zi-Yi Dou, Tianlu Wang, Asli Celikyilmaz, and Nanyun Peng. 2023. [Gender biases in automatic evaluation metrics for image captioning](#). In *Proceedings of the 2023 Conference on Empirical Methods in Natural Language Processing*, pages 8358–8375, Singapore. Association for Computational Linguistics.
- Ricardo Rei, Marcos Treviso, Nuno M. Guerreiro, Chrysoula Zerva, Ana C Farinha, Christine Maroti, José G. C. de Souza, Taisiya Glushkova, Duarte Alves, Luisa Coheur, Alon Lavie, and André F. T. Martins. 2022. [CometKiwi: IST-unbabel 2022 submission for the quality estimation shared task](#). In *Proceedings of the Seventh Conference on Machine Translation (WMT)*, pages 634–645, Abu Dhabi, United Arab Emirates (Hybrid). Association for Computational Linguistics.
- Argentina Anna Rescigno, Eva Vanmassenhove, Johanna Monti, Andy Way, and 1 others. 2020. A case study of natural gender phenomena in translation-a comparison of google translate, bing microsoft translator and deepl for english to italian, french and spanish. In *CEUR Workshop Proceedings*, pages 359–364. AILC-Associazione Italiana di Linguistica Computazionale.
- Rachel Rudinger, Jason Naradowsky, Brian Leonard, and Benjamin Van Durme. 2018. [Gender bias in coreference resolution](#). In *Proceedings of the 2018 Conference of the North American Chapter of the Association for Computational Linguistics: Human Language Technologies, Volume 2 (Short Papers)*, pages 8–14, New Orleans, Louisiana. Association for Computational Linguistics.
- Danielle Saunders and Bill Byrne. 2020. [Reducing gender bias in neural machine translation as a domain adaptation problem](#). In *Proceedings of the 58th Annual Meeting of the Association for Computational Linguistics*, pages 7724–7736, Online. Association for Computational Linguistics.
- Beatrice Savoldi, Marco Gaido, Luisa Bentivogli, Matteo Negri, and Marco Turchi. 2021. [Gender bias in machine translation](#). *Transactions of the Association for Computational Linguistics*, 9:845–874.
- Beatrice Savoldi, Sara Papi, Matteo Negri, Ana Guerberof, and Luisa Bentivogli. 2024. What the harm? quantifying the tangible impact of gender bias in machine translation with a human-centered study. *arXiv preprint arXiv:2410.00545*.
- Gabriel Stanovsky, Noah A. Smith, and Luke Zettlemoyer. 2019. [Evaluating gender bias in machine translation](#). In *Proceedings of the 57th Annual Meeting of the Association for Computational Linguistics*, pages 1679–1684, Florence, Italy. Association for Computational Linguistics.
- Tianxiang Sun, Junliang He, Xipeng Qiu, and Xuanjing Huang. 2022. [BERTScore is unfair: On social bias in language model-based metrics for text generation](#). In *Proceedings of the 2022 Conference on Empirical Methods in Natural Language Processing*, pages 3726–3739, Abu Dhabi, United Arab Emirates. Association for Computational Linguistics.
- Yarden Tal, Inbal Magar, and Roy Schwartz. 2022. [Fewer errors, but more stereotypes? the effect of model size on gender bias](#). In *Proceedings of the 4th Workshop on Gender Bias in Natural Language Processing (GeBNLP)*, pages 112–120, Seattle, Washington. Association for Computational Linguistics.
- Eva Vanmassenhove. 2024. Gender bias in machine translation and the era of large language models. *Gendered Technology in Translation and Interpreting: Centering Rights in the Development of Language Technology*, page 225.

Eva Vanmassenhove, Christian Hardmeier, and Andy Way. 2018. [Getting gender right in neural machine translation](#). In *Proceedings of the 2018 Conference on Empirical Methods in Natural Language Processing*, pages 3003–3008, Brussels, Belgium. Association for Computational Linguistics.

Di Wu and Christof Monz. 2025. Uva-mt at wmt25 evaluation task: Llm uncertainty as a proxy for translation quality. In *Proceedings of the Tenth Conference on Machine Translation*, China. Association for Computational Linguistics.

Emmanouil Zaranis, Giuseppe Attanasio, Sweta Agrawal, and André FT Martins. 2024. Watching the watchers: Exposing gender disparities in machine translation quality estimation. *arXiv preprint arXiv:2410.10995*.

Jieyu Zhao, Tianlu Wang, Mark Yatskar, Vicente Ordonez, and Kai-Wei Chang. 2018. [Gender bias in coreference resolution: Evaluation and debiasing methods](#). In *Proceedings of the 2018 Conference of the North American Chapter of the Association for Computational Linguistics: Human Language Technologies, Volume 2 (Short Papers)*, pages 15–20, New Orleans, Louisiana. Association for Computational Linguistics.

Maike Züfle, Vilém Zouhar, Tu Anh Dinh, Felipe Maia Polo, Jan Niehues, and Mrinmaya Sachan. 2025. Comet-poly: Machine translation metric grounded in other candidates. In *Proceedings of the Tenth Conference on Machine Translation*, China. Association for Computational Linguistics.

A Prompts

Below is the prompt designed for the translation task. In this context, the variable {gender} can take the value “male” or “female,” {occupation} refers to the specific occupation under study as defined by the GAMBIT framework, and {lang} denotes the target language. The prompt instructs the translation model to produce a faithful and semantically equivalent rendering of the source text, adapting all gendered references to match the specified {gender} form for the given {occupation}.

Gendered Translation Prompt

You are an expert professional translator. Translate the following English text into {lang}.

Important instructions:

- Any reference to the word “{occupation}” must be translated using the {gender} form in {lang}.
- Be extremely careful to preserve the exact meaning, tone, and semantics of the original text.
- Do **not** modify, omit, or add any information other than adapting the gender reference to {gender} for the {occupation}.
- Return **only the translation**, without any additional comments, notes, or explanations.

Text:

{text}

Translation:

Below is the prompt used for the gender-adaptation procedure in translations. In this setting, the variable {gender} assumes the opposite value from that assigned in the initial stage of the workflow—that is, if the initial assignment is “male,” it is here set to “female,” and vice versa. The variable {occupation} corresponds to the occupation label provided in the GAMBIT dataset, while {lang} specifies the language into which the translation is to be rendered. The instructions require the translation model to maintain complete semantic fidelity to the source text, altering only the gendered form of the {occupation} in accordance with the designated {gender}, without introducing, removing, or rephrasing any other content.

Gender Adaptation Prompt

You are an expert professional translator. Translate the following English text into {lang}.

Important instructions:

- Any reference to the word “occupation” must be translated using the {gender} form in {lang}.
- Be extremely careful to preserve the exact meaning, tone, and semantics of the original text.
- Do **not** modify, omit, or add any information other than adapting the gender reference to {gender} for the “{occupation}”.
- Return **only the translation**, without any additional comments, notes, or explanations.

Text:

{text}

Translation:

For languages without grammatical gender, namely Turkish and Finnish, no gender adaptation process is applied. In these cases, only the standard translation prompt is employed, as provided below, ensuring that occupational and role references remain neutral in accordance with the structural characteristics of the target language.

Genderless Translation Prompt

You are an expert professional translator. Translate the following English text into lang.

Important instructions: - Pay close attention to the gender of any occupations or role titles. - If the gender is not clear or not mentioned, do not assume or infer it; keep the translation gender-neutral or ambiguous as appropriate in the target language. - Return only the translation, without any additional comments, notes, or explanations.

Text:

{text}

Translation:

For the evaluation phase, the following prompt was employed to compare two texts in the target language. Its primary function was to determine whether any differences between the two texts were solely attributable to the explicit mention of the gender of the specified occupation or whether other differences

were present. Text 1 and Text 2 correspond to the two translations of the same source text, each rendered with a different specified gender for the occupation under study.

Evaluation Prompt

You are a linguistic comparison assistant. Analyze the following two {lang} texts and identify the differences between them.

If the only differences are related to the explicit mention of the gender of the occupation occupation_title (e.g., masculine vs. feminine forms of the occupation {occupation_title}), respond with “yes”.

If you find any other type of difference, respond with “no” and list all the differences you found.

Return only the answer, without any additional comments, notes, or explanations, especially when the answer is “yes”.

Text 1:
{text1}

Text 2:
{text2}

B ISCO Code–Occupation Mapping

Table 7 provides the mapping between the ISCO codes referenced in Table 1 and their corresponding occupational titles as defined in the ISCO-08 classification.

ISCO Code	ISCO Name	Emojis
3151	Ships’ Engineers	⚓🔧
3513	Computer Network and Systems Technicians	💻⚙️
7126	Plumbers and Pipe Fitters	💧🔧
7542	Shotfirers and Blasters	💣💣
7231	Motor Vehicle Mechanics and Repairers	🚗🔧
7127	Air Conditioning and Refrigeration Mechanics	❄️⚙️
7421	Electronics Mechanics and Servicers	⚡⚙️
6224	Hunters and Trappers	🎯🏹
7213	Sheet Metal Workers	⚙️🔨
3114	Electronics Engineering Technicians	⚡💻
5241	Fashion and Other Models	👗💡
5311	Child Care Workers	👧👶
2222	Midwifery Professionals	👩🏻🩺
3222	Midwifery Associate Professionals	👩🏻🩺+
2221	Nursing Professionals	💊🩺
3221	Nursing Associate Professionals	💊🩺+
5151	Cleaning and Housekeeping Supervisors	🏠🧹
4226	Receptionists (general)	📞📝
9111	Domestic Cleaners and Helpers	🧹🏠
4120	Secretaries (general)	📝🖋️

Table 7: Mapping of emojis from Table 5 to their corresponding occupational titles and the respective ISCO codes.

C Gender-Density Correlation Plots

Figure 1 shows the correlation plots of gender density to normalized score difference for each metric. Plots are shown for English as a source language. Other source languages show the same trend.

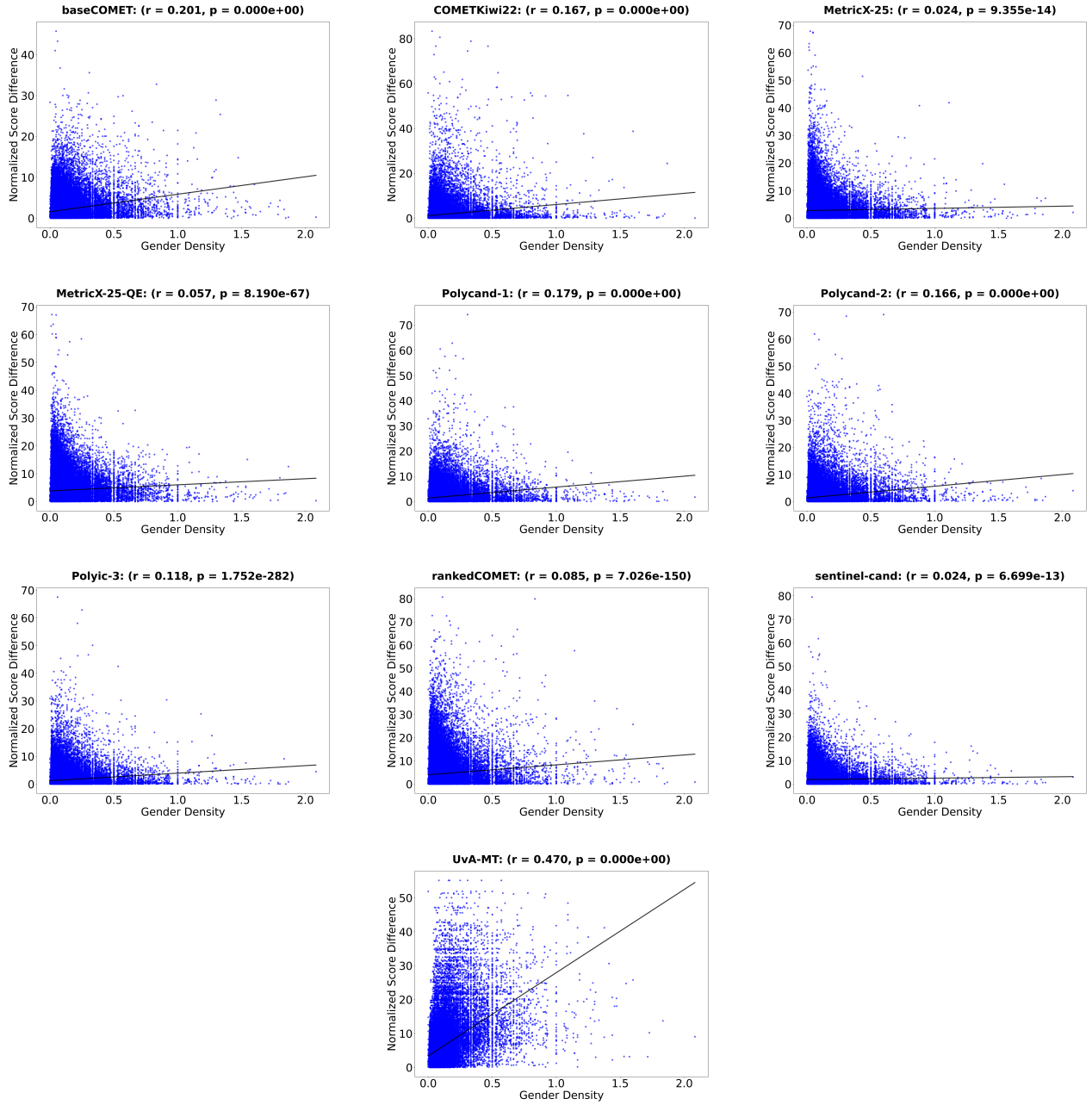


Figure 1: Gender density to normalized score difference correlation for all metrics.