

Media Coverage of War Victims: Journalistic Biases in Reporting on Israel and Gaza

Bedoor AlShebli^{1*}, Bruno Gabriel Salvador Casara², and Anne Maass^{2*}

¹Social Science Division, New York University Abu Dhabi, UAE

²Psychology, Science Division, New York University Abu Dhabi, UAE

*Corresponding author e-mails: bedoor@nyu.edu, anne.maass@nyu.edu

Abstract

October 7th 2023 marked the start of a war against Gaza, which is considered one of the most devastating wars in modern history and has led to a stark attitudinal divide within and between countries. To investigate the role of media bias in reporting on this asymmetrical warfare, we analyzed over 14,000 news articles published during the first year of war in three Western (The New York Times, BBC, CNN) and one non-Western English-language outlets (Al Jazeera English). Exploring the media narratives concerning Israeli and Palestinian victims experiencing hardship, we found three systematic biases in Western media. 1) Compared to Palestinian victims, represented mainly as undifferentiated collectives, Israeli victims were more likely to be portrayed as identifiable individual human beings. 2) Despite the striking difference in all forms of hardship (casualties, displacement, etc.), Western journalists created a false balance, equating Israeli and Palestinian suffering, by persistently referring back to the 7th of October massacre, even in the absence of new events involving Israeli victims. 3) When reporting on numbers of Palestinian (vs. Israeli) victims, journalists used language that casts doubt about the credibility of the information and the reputation of the source providing it, thereby selectively undermining the reader's trust in the information regarding Palestinian suffering. Together, our analysis reveals a series of systematic journalistic biases in high-profile Western media that are absent or greatly reduced in Al Jazeera.

Introduction

More than other geopolitical events, the ongoing war on Gaza has produced an attitudinal divide between Western and Non-Western countries, which is reflected at the level of governmental decision making, support for UN resolutions, and public opinion. In the present research we investigate the role of media bias that may reflect, and contribute to, this attitudinal gap.

The ongoing U.S.-backed war by Israel against Gaza began on October 7th, following an attack by Hamas' military wing on Israel. The attack resulted in over 1,200 deaths, including 38 children, the taking of approximately 250 hostages, and nearly 5,500 injured [1]. The attack is considered the deadliest attack in Israel's history. This was followed by an extensive war of Israel against Gaza that - already by the end of the first year - had produced an unprecedented humanitarian crisis [2], the destruction of over half of Gaza's homes [3], the devastation of the school, university, and health systems, extreme deprivation, and

the forcible displacement of almost the entire population [1]. After one year of war, the death toll among Palestinians in Gaza amounted to over 42,000 people [4], the majority of whom women and children, although the true death toll may exceed 186,000 once indirect deaths are taken into account [5]. Over 97,000 people were injured [4], one fourth of whom with life-changing injuries such as amputations [6]. Different from other conflicts (such as Ukraine), the population is trapped in Gaza due to the 17-year-old air, sea and land blockade. The war has been particularly dire on children. In the first twelve months alone, over 14,000 had been killed [7], at least 17,000 were unaccompanied [8], and 90% suffered acute malnutrition [9]. According to Save the Children, more than 10 children each day had one or both legs amputated [10], and by the time of the writing, the humanitarian crisis has tragically deteriorated and multiple organizations, including the United Nations [11], Human Rights Watch [12], and Amnesty International [13], have declared that a genocide is taking place.

This war is also considered the deadliest conflict in history for aid workers with over 300 killed and for journalists with 128 killed within the first 12 months [14] and many others missing, injured or arrested [14, 15]. As a unique case in the history of journalism, news reports have relied almost exclusively on local journalists, given that international reporters were prevented from reaching the war zone, except for sporadic visits as embedded journalists under the strict control of the Israeli military [16]. Since the beginning of the war, foreign media such as *The New York Times*, *BBC*, *CNN*, *ABC*, *NBC*, and *Fox News*, have very limited access to Gaza, can operate only in the presence of Israeli soldiers, and “*have to submit all materials and footage to the IDF for review before publication*” [17]. Thus, international reporters are prevented from bearing witness to the tragedy unfolding in Gaza. Beyond the impact in the Middle East, the war also had global effects on intergroup relations, as reflected in a considerable increase in both anti-Jewish and anti-Muslim hate crimes since October 2023 [18, 19].

Against this backdrop, the present study examines how such a humanitarian disaster and information bottleneck are reflected in international media coverage. The current analysis, informed by psychological research and theory, focuses on subtle media biases in war journalism. Specifically, we examine three critical facets: (1) *(De-)humanizing reporting*, assessing to what extent victims are portrayed as individual human beings or as undifferentiated collectives. Thus, we look at the balance between group-level reports and individualized stories, which are more likely to evoke empathy. (2) *Quantifying the human costs of war*, exploring whether media reports present numbers in a meaningful and proportional manner, accurately reflecting the distribution of victims (and casualties more specifically) over the 12-month period examined. (3) *Reporting on child victims*, focusing on how children are individualized and featured in media coverage, as well as how their suffering is quantified.

Results

In this study, we analyze over 14,000 news articles published between October 7, 2023, and October 7, 2024, from The New York Times (NYT), BBC, CNN, and Al Jazeera English (AJE). We focus solely on the textual content, deliberately excluding other media formats like videos, podcasts and transcripts to maintain consistency in the analysis. For a detailed breakdown of the data composition and collection methodology, refer to the Materials and Methods’ Data subsection. As we were interested in subtle biases, we purposefully focused on highly professional news outlets, while excluding tabloids or other popular news sources where blatant partisanship could be expected.

We start our analysis by examining the data landscape presented in Figure 1, which illustrates the total article counts by source (Figure 1a) alongside the temporal distribution of article counts across sources (Figure 1b). The data reveal that NYT published the most articles, followed by AJE and CNN, with BBC

contributing the least. The temporal distribution highlights significant spikes in response to key events, such as the October 7th attacks, the World Central Kitchen massacre in April 2024, attacks on Israel in both April 2024 and Sep 2024, as well as the Israeli attacks on schools and refugee buildings during Sep 2024; for a full list of the events and their exact dates please refer to Supplementary Tables 1 and 2. Furthermore, each outlet exhibited distinct sensitivity patterns: NYT consistently responded more than the others. CNN seems to adopt a similar overall publishing profile to that of NYT with publication spikes after relevant events, which, however, abate faster than NYT's, suggesting they do not dwell on the event as long as NYT. The BBC maintained the lowest publishing profile and demonstrated a selective sensitivity to events, spiking its publications for some events, while remaining unresponsive to others. AJE, by contrast, maintained a relatively high publication rate, which remained comparably steady even after major events.

With this data, we conducted our key analyses. We investigated how media outlets handled (de-)humanizing reporting, quantified the human costs of war, and reported on child victims. This allowed us to uncover nuanced media biases across different sources.

(De-)humanizing the Victims: Individualized vs Category-based Reporting

War journalism has been criticized for its primary focus on frontline reporting, often neglecting the human consequences for the civilian population, and for children in particular [20]. The media may either quantitatively give little space to civilian victims or report on them in a way that conceals their full human qualities (dehumanization), including their intellect, their culture, their morality, their feelings, and their individuality. One way in which journalists may downplay the civilian experience of war is by reporting group-level experiences rather than individual stories. Social scientists such as Slovic [21] and Schelling [22] have long observed that people often remain indifferent to mass atrocities such as war, mass murder, and genocide, yet are profoundly moved by individual stories. This psychological tendency is captured by what scholars call *identifiable victim effect* [23]: people feel more compassion toward single victims and are more likely to take action (for instance, through donations) when text or images describe the suffering of a single individual rather than that of larger groups. Compassion quickly fades as the number of victims increases [21], with the exception of very cohesive and interconnected small groups such as families [24]. For instance, in a classical study by Kogut and Ritov [25], a single child in need of a costly life-saving treatment elicited greater distress and received greater donations than a group of sick children with identical needs. This phenomenon is driven by different mechanisms, most notably that identifiable victims attract greater attention and evoke greater emotional reactions (such as sympathy or distress) than statistical victims or large groups [21]. Also, by providing personalized information (such as age or name), as is typically done for single identifiable victims, narratives tend to be more vivid, which in turn induces a sense of familiarity and closeness. Unsurprisingly, the *identifiable victim effect* is more powerful when the victim is not responsible for their plight [23]. This is particularly relevant when reporting on children who, by definition, cannot be held responsible for an armed conflict or for the causes that led up to it. As such, by examining both the degree of individualization in war reporting and the specific attention devoted to children, our analysis seeks to uncover whether media narratives amplify or diminish the humanity of those most powerless in the face of war.

We began our analysis by identifying all instances in which individuals or groups were mentioned in news articles across our four media sources. To do this, we employed a large language model (LLM) to extract every reference to civilians, whether individual or collective, and classify each instance as pertaining to either the Palestinian or Israeli side. Specifically, we instructed the model to identify individualized civilian stories that highlight personal experiences of hardship, such as: “*Noralin ‘Nataly’ Babadilla, 60, was visiting Kibbutz Nirim, to celebrate the community’s 70th anniversary. Her husband was murdered....*”

[26]. These types of narratives humanize the conflict by centering on a specific, emotionally resonant character. In addition, we asked the model to categorize the most severe type of hardship being described, enabling us to analyze not just whether individuals are mentioned, but also how their suffering is framed. Group-level references, which are typically broader and less personalized, included generalized hardships, such as “*With many Israelis traumatized by the attack...*” [27], statistical accounts, such as “*More than 40,738 people have been killed in Gaza*” [28], and event descriptions, like “*Gazans are dying of starvation*” [29]. A detailed explanation of how these classifications were extracted and validated is provided in Supplementary Note 1.

Next, we examined the extent to which each side is represented through individualized versus group narratives. As shown in Figure 2a, Western media outlets, BBC, CNN, and NYT, consistently featured higher ratios of individualized to group mentions for the Israeli compared to the Palestinian side. This asymmetry was most pronounced in NYT, where Israeli individuals were referenced once for every six group mentions (ratio = 0.16), whereas Palestinians were individualized only once for every twelve group mentions (ratio = 0.08). Similar patterns emerged for BBC (0.20 vs. 0.12) and CNN (0.13 vs. 0.09), though the disparity was less stark (see Supplementary Table 3). In contrast, AJE showed a more balanced pattern, with nearly equal ratios for both sides (0.09 for Palestinians vs. 0.07 for Israelis). This suggests that Israeli individuals were more frequently singled out in Western media coverage, while Palestinians were more often portrayed as part of an undifferentiated collective. We formalized this asymmetry using a Generalized Estimating Equations (GEE) regression analysis (see Materials and Methods, subsection “Testing Individualization Bias with GEE Models”), which confirmed that Western outlets were significantly more likely to individualize the Israeli side in their reporting. Specifically, we find that the odds of a reported story being individualized are 13.6% lower for Palestinian instances compared to Israeli ones in the case of BBC, 27.0% lower in the case of CNN, and 38.9% lower in the case of NYT. No statistically significant difference was observed for AJE.

Imbalance in Casualty Reporting

We then turned our attention to the content of the stories themselves, categorizing each instance based on the most severe type of hardship described. These included categories such as ‘casualties’, ‘displacement and refugees’, ‘imprisonment and detention’, among others. For a complete list of hardship categories and their distribution across media outlets, see Supplementary Figure 1 and Supplementary Note 1. Among these, we opted to concentrate on stories labeled as “casualties” (i.e., deaths and injuries), as this category was the most frequent across all sources, relevant to both sides, and supported by reliable statistics from international organizations such as the UN, allowing for systematic comparison.

When examining the ratio of Palestinian to Israeli casualty-related stories, as shown on the left side of Figure 2b, a stark contrast was revealed between AJE and Western outlets. AJE published roughly eight Palestinian casualty stories for every Israeli story, while BBC, CNN, and NYT maintained a close to one-to-one ratio. NYT even showed a slight tilt in the opposite direction, reporting eight Palestinian stories for every ten Israeli ones. At first glance, this might suggest a pro-Palestinian bias in AJE’s reporting. However, when we compared these ratios to the actual casualty figures, used here as a crude baseline for contextualizing media attention, a more complex picture emerged. As shown on the right side of Figure 2b, for every Israeli casualty, there were roughly 20 Palestinian casualties by the end of the first year of war. This stark disparity in actual casualties reflects the marked power differential between the two groups, and contrasts with the seemingly “balanced” reporting in Western media. In theory, if all events were covered equally and without selection bias, one would expect a proportional discrepancy in the number of stories reflecting the underlying reality. Instead, the reporting style of Western media and, to a lesser degree of

AJE, resembles what is known as “false balance”, namely the tendency to create the impression that two sides are equivalent when, in reality, they are not (as will be explained in more detail in the discussion section).

Sustaining Parity in the Face of Discrepancy

This led us to a critical line of inquiry: How do Western media outlets sustain parity in reporting casualty-related stories between both sides when the actual number of casualties is so drastically imbalanced? To investigate this, we analyzed the content of Israeli casualty-related stories published by Western media (generated using *Prompt 2* in Supplementary Note 1). Strikingly, we found that 92% of these stories were related to the events of October 7, as shown in Figure 2c. This concentration persisted even in stories published several months after the attack. In other words, a single moment in time, the initial event, was repeatedly covered to sustain a consistent volume of Israeli casualty narratives, thereby flattening the temporal and numerical asymmetry in actual deaths.

To explore this pattern further, we examined how Western media reported on the Israeli side during moments of significant Palestinian civilian casualties. We began by testing whether spikes in Palestinian deaths were associated with renewed publication of October 7–related Israeli stories. Indeed, a strong positive correlation emerged (Pearson’s $r = 0.8$; see Supplementary Figure 2), suggesting that Israeli narratives were often recycled precisely when Palestinian deaths were peaking. To better understand how this dynamic played out in practice, we selected four equidistant dates of high Palestinian casualties across the year and reviewed the stories that appeared on those dates and the day after.

Across these cases, a clear pattern emerged: while Palestinian tragedies were reported, Israeli stories received more narrative depth, emotional detail, and prominence, even on days when no new Israeli casualties occurred. For instance, on 1 December 2023, nearly 184 Palestinians were killed [30] as Israel resumed its assault following a ceasefire, yet NYT ran stories quoting hostage families: “*Mentally, she’s definitely doing better. She’s more engaged with people and becoming more independent.*” [31], while CNN reminded readers that “*around 240 people, from infants to octogenarians, were taken hostage during Hamas’ attack on October 7*” [32]. Across two days, BBC, CNN, and NYT published 19, 21, and 24 Israeli stories respectively, versus just 17 Palestinian stories combined. A similar imbalance appeared during the “Flour Massacre” on 29 February 2024, when 117 Palestinians were killed and 750 injured [33] while receiving food aid. Despite the scale of the tragedy, Western outlets again devoted substantial space to Israeli narratives, collectively running 10 Israeli-focused stories versus 16 on Palestinians, a ratio that muted the scale of the Palestinian tragedy. CNN even described the incident as the “worst tragedy” yet, but in the same news cycle published an opinion piece urging readers: “*When you kiss them goodnight — please think of Kfir and Ariel Bibas. Think of their mother and father*” [34].

The third date explored was 8 June 2024, which recorded the highest number of Palestinian casualties among the dates we examined: 274 killed and nearly 700 injured [35]. Given this extraordinary scale, and the tentative shift toward balance observed on 29 February, one might have expected coverage to tilt more heavily toward Palestinians. This was not the case, as the date also coincided with a major Israeli development: the rescue of four hostages from Gaza’s Nusseirat area. Coverage of the rescues was celebratory, “*Saturday was an emotional and happy day for the state of Israel and the IDF*” [36], while Palestinian casualties were reported with skepticism: “*CNN has no way of verifying casualty numbers reported by Palestinian officials in Gaza*” [36]. Across that day and the next, BBC, CNN, and NYT ran a total of 40 Israeli stories, more than double the 19 on Palestinians, raising the possibility that when Israeli and Palestinian events coincided, Israeli narratives overshadowed even the deadliest Palestinian tragedies.

By the fourth date explored, 10 September 2024, coverage appeared to move back toward a more

balanced pattern. An Israeli strike on a humanitarian zone killed 19 Palestinians [37], and both BBC and CNN reported only on Palestinian casualties. The New York Times still ran hostage-focused stories, re-emphasizing their suffering: *“the hostages suffered from significant malnutrition, severe weight loss and long-term physical neglect”* [38], yet overall published more on Palestinians than Israelis (7 vs 4). This suggested that, with time, the narrative might have been shifting toward greater balance. However, the 8 June example, where Israeli and Palestinian events coincided, raised the question of whether this balance only held when Israeli developments were absent. To probe this further, we examined two additional dates where both sides experienced major events: 15 January 2024, marking 100 days since October 7, and 1 September 2024, following the recovery of six Israeli hostage bodies [39].

On 15 January 2024, Israeli airstrikes on Gaza’s Al Thalatheni Street killed 22 Palestinians and injured many more [40]. Yet the day was largely framed in Western media as the “100 days since October 7” milestone. Coverage focused heavily on hostage testimonies and recollections, such as NYT’s headline *“They thought they knew death but that didn’t prepare them for Oct 7”* [41] and personal accounts like *“Israeli teenager recounts her time as a hostage in Gaza”* [42]. BBC emphasized military perspectives with stories such as *“They were Israel’s eyes on the border but their Hamas warnings went unheard”* [43]. Palestinian casualties, by contrast, received comparatively little attention. Across two days, BBC, CNN, and New York Times ran 13, 10, and 12 Israeli stories, compared to just 6 on Palestinians combined, with NYT publishing none at all. This imbalance suggests that symbolic Israeli milestones may have drawn coverage away from concurrent Palestinian losses.

On 1 September 2024, an Israeli strike on a school-turned-refugee camp killed 11 Palestinians, including several asleep in their tents [44]. Yet coverage that day was dominated by the recovery of six Israeli hostage bodies [39] the previous evening. Western outlets devoted extensive space to personal tributes: the BBC described one victim as *“among the innocents brutally attacked while attending a music festival for peace. . . He had just turned 23. He planned to travel the world”* [28]. NYT highlighted family memories: *“Hersh Goldberg-Polin loved soccer and music. He was curious, respectful and passionate about geography and travel”* [45]. CNN portrayed him as *“one of the most recognizable faces of the enduring hostage crisis. . . Banners and murals demanding his return were often displayed in Jerusalem and around the world”* [46]. In contrast, Palestinian victims were mentioned only briefly. Across 1–2 September, BBC, CNN, and New York Times published 86, 38, and 57 Israeli stories, compared to just 5 Palestinian ones combined, with CNN publishing none. Here again, the overlap of major events may help explain why Israeli narratives overshadowed Palestinian casualties, despite the ongoing humanitarian toll.

Taken together, these cases show that although Western media did cover major events affecting both Palestinians and Israelis, at times even including vivid depictions of Gaza’s devastation, such as describing Al-Ahli Hospital as *“like a horror movie”* [47] or reporting that *“children [were] torn apart and scattered in the streets”* [36], the overall volume, depth, and emotional richness of coverage skewed heavily toward the Israeli side. Coverage appeared more balanced only when no major Israeli events occurred. When significant events on both sides coincided, however, Israeli narratives were amplified to such a degree that they overshadowed even the most severe Palestinian tragedies (see Supplementary Table 4). Israeli stories were also far more frequently personalized, with names, ages, aspirations, and family histories highlighted [45, 46, 28], and often revisited the same individuals over time. This suggests that the imbalance was not merely the result of coverage decay but was actively reinforced whenever Israeli stories could be interwoven with Palestinian casualty events, thereby sustaining a structural asymmetry in how loss and victimhood were represented.

A more detailed explanation of our date-selection procedure and findings, including additional quotes, is provided in Supplementary Note 2. The number of Israeli stories, related to October 7, published by each outlet on the dates examined can be found in Supplementary Table 4.

Quantifying Empathy-Related Narrative Elements

To assess whether the qualitative imbalance we observed persisted across the full year of coverage, we quantified differences in narrative elements that can influence reader empathy, using the validated Human Empathy and Narrative Taxonomy (HEART) framework [48]. Specifically, we applied two HEART metrics: (i) Vividness of Emotions and (ii) Plot Volume (the main predictors of perceived empathy in the HEART model) to all hardship-related individualized stories in our corpus. While these metrics are not direct measures of empathy, prior research shows they are key stylistic features that contribute to how much empathy a narrative may elicit. Scores for each metric were first calculated at the story level and then aggregated by side within each article, given that articles often addressed both sides. For each metric, we then calculated a difference score by subtracting the Israeli aggregate score from the Palestinian one, with positive values indicating that these empathy-related narrative elements were more prominent in Palestinian stories, and negative values indicating the reverse. For full details on the scoring procedure, see “Measuring Narrative Elements Associated with Empathy in News Texts” in the Materials and Methods.

Weekly averages of the difference scores for each outlet are shown in Figure 2d (Vividness of Emotions) and Supplementary Figure 3 (Plot Volume). In these plots, values above 0 indicate that, on average, stories published during that period were more vivid or detailed for the Palestinian side; values below 0 indicate the reverse, and 0 represents parity.

AJE consistently leaned toward more vivid Palestinian narratives, though without dramatic fluctuations, mostly hovering between 0 and 2. In contrast, all three Western outlets showed two clear spikes toward the Israeli side: one in the final two weeks of November 2023, coinciding with the hostages–prisoners swap, and another in the last two weeks of August 2024, when hostage negotiations collapsed and six Israeli hostages were found dead in Gaza. In both cases, the spike in vividness for Israeli stories exceeded even AJE’s highest levels for Palestinians.

The Plot Volume results show the same pattern, including the two spikes, with Israeli-focused stories in those periods receiving even higher relative scores than in the Vividness of Emotions metric. At the same time, it is worth noting that, on average, stories about Palestinians were written with greater emotional vividness across outlets (albeit less so for NYT), which is not surprising given the scale of Palestinian suffering. What is striking, however, is that even outlets such as BBC and CNN, while often writing about Palestinians in a more emotional way, still devoted disproportionate attention to Israeli narratives during key hostage-related events. Taken together, these findings suggest that the asymmetry lies less in the tone itself than in the balance of coverage: Western outlets often create a false equivalence by giving equal or greater narrative weight to Israeli experiences, despite the vastly different realities of suffering on the ground.

False Balance in the Coverage of Child Victims

Given the high vulnerability of children and the fact that they cannot be held responsible for armed conflict nor for the election of leaders who promote armed conflicts, it is not surprising that children have a special status in international humanitarian law (among which the UN Convention on the Rights of the Child [49]). Similarly, lay people value the life of the young higher than that of adults [50], feel a greater moral obligation to help children [51], and are more likely to assist them [52, 53]. Children (including older children) are prioritized in helping decisions because they evoke greater nurturing concern and compassion [54], because they are generally not held responsible for their fate, and because they have, on average, a greater number of years ahead, which makes helping them a rational choice. As such, it is essential to understand how much attention the different media sources pay to child victims of war. We therefore extended our

analyses of individualized reporting to specifically track mentions of children.

On average, the four media outlets dedicated roughly 46.5% of their individualized stories to children (AJE 47%, BBC 45%, CNN 50%, NYT 44%; Supplementary Table 5a). Taken at face value, this looks like responsible reporting: the media gave children more prominence than their actual share of casualties (about 32%), which seems appropriate given children’s heightened vulnerability and moral salience. However, when the data are broken down by side, the picture changes. Palestinian children do take up a commendable share of stories—roughly in line with their 34% share of deaths—but Israeli children receive far more attention than their casualty numbers would suggest. Although they make up only 3% of Israeli deaths, their stories account for as much as 44% of child-related individualized reporting in CNN, with similarly elevated shares in BBC (36%) and NYT (40%). This disproportionate emphasis mirrors the false balance documented in our earlier analyses, where the relative weight given to Israeli and Palestinian suffering diverged sharply from the underlying reality.

The imbalance becomes even clearer when looking at the distribution of child-related stories within each outlet (Supplementary Table 5b). If each child’s life were given equal weight, nearly all individualized stories about children (over 99%) would focus on Palestinian victims. Instead, Western outlets devoted a strikingly large share of their child coverage to Israeli children: BBC 44%, CNN 43%, and NYT 51%. This pattern reflects a form of false balance: by the end of the first year of war, 38 Israeli [55] and 14,000 Palestinian children [7] had been killed, a disparity likely even greater for other hardships such as injuries, displacement, and famine. If casualty numbers alone were used as a baseline, individualized stories on Israeli children would be expected to account for less than 1% of all child references. AJE came closest to reflecting the underlying disparity, with 91% of its child stories about Palestinians. The most extreme deviation is observed in the New York Times, where Israeli and Palestinian children were given nearly equal attention, despite the enormous difference in the actual number of victims.

Quantifying the Human Cost of War: the Importance of Numbers

The reporting of victim numbers in news articles is crucial for conveying the magnitude of casualties and the impact of violence on communities. Quantitative data not only provides readers with a clear understanding of the scale of incidents but also shapes public perception and policy responses to crime and victimization. Research indicates that the inclusion of victim statistics can significantly influence how audiences interpret the severity of an issue, thereby fostering a sense of urgency and empathy towards affected populations [56]. For instance, when media outlets report on violent crimes, the number of victims can serve as a stark reminder of the human cost associated with such events, prompting discussions on prevention and intervention strategies [57]. Furthermore, the reporting of victim numbers can also reflect broader societal attitudes towards certain groups, as disparities in reporting are likely to lead to the devaluation of victims from marginalized communities [58]. This selective emphasis on victim statistics not only affects public discourse but can also influence legislative and law enforcement priorities, underscoring the media’s role in shaping narratives around crime and victimhood [59]. Thus, accurate and comprehensive reporting of victim numbers is essential for fostering informed public dialogue and effective policy-making.

Recognizing the importance of reporting numbers in conflict scenarios, we employed an LLM to analyze all articles and extract instances containing numerical references to civilians being harmed in any capacity, such as “100 civilians were killed in that strike.” For clarity and convenience, these instances will be referred to as Civilian Victim Numbers (CVNs). A detailed explanation of how this information was extracted and validated can be found in Supplementary Note 3. We begin by examining the total number of articles containing at least one CVN. Figure 3a presents a bar plot displaying the number of articles for each of the four media sources. Each source is represented by three bars: one showing the total number

of articles (grey), one for articles mentioning CVNs related to the Palestinian side (green) and one for the Israeli side (blue). Notable differences in reporting styles emerge when comparing AJE with the Western news outlets. AJE reports twice as many articles with Palestinian CVNs than Israeli, while BBC and CNN report on both sides almost equally. Furthermore, NYT presents an interesting case: although the absolute number of its articles mentioning Palestinian CVNs (2,705) is comparable to AJE’s (2,847), the proportion is markedly lower (46% for NYT versus 74% for AJE). At the same time, NYT reports more on Israeli CVNs in absolute terms than any other outlet, whereas the BBC devotes the highest proportion of its coverage to Israeli CVNs (59%).

Given the significant disparity in civilian casualties reported by October 7, 2024 (over 41,689 Palestinians versus 1,200 Israelis killed, and 96,625 Palestinians versus 5,432 Israelis injured, as documented by the United Nations [4]), this imbalance should logically be reflected in media reporting, with greater attention directed toward the side experiencing more severe and prolonged impacts. To evaluate this, we assessed the proportion of CVNs specifically related to casualties (for a breakdown of the different types of CVNs, refer to Supplementary Table 6). Our findings confirm that the majority of CVNs were indeed linked to casualty-related statistics. Moreover, we observe that, across all outlets, Palestinian CVNs outnumber Israeli CVNs. However, in Western media specifically, Israeli CVNs still amount to more than half the number of Palestinian CVNs, despite the vast disparity in actual casualties. Once again, this points to a form of false balance, where Israeli suffering is elevated to a level of prominence in coverage that does not reflect the underlying reality.

False Balance in Coverage: A Baseline Comparison of Casualty-Related Numbers

To assess whether the observed imbalance is limited to the early stages of the war following the October 7 attack, we analyzed the aggregate article counts from each news source over time. Supplementary Figure 4 illustrates the difference in the percentage of articles mentioning Palestinian casualty-related CVNs versus Israeli casualty-related CVNs. Data points above zero indicate more articles reporting Palestinian CVNs than Israeli ones, and data points at zero indicate equal reporting for both sides. The data reveal that AJE consistently reported more articles on Palestinian casualties, with an average percentage difference of approximately 41%, whereas BBC, CNN, and NYT hovered closer to zero, averaging 10%, 11%, and 14%, respectively. Given the substantial disparity in casualty numbers between the two sides, a higher proportion of Palestinian CVNs is expected. Moreover, while Israeli casualties were concentrated largely around October 7 and its immediate aftermath, Palestinian casualties were sustained throughout the year, which would further suggest more frequent reporting on Palestinians to reflect this temporal distribution. However, the question arises: how large should that difference be? Does a line far above zero indicate bias toward Palestinians, while one close to zero would reflect bias toward Israelis? Does AJE’s reporting reflect fairness, while other outlets lean toward bias, or is the opposite true? Determining at what point the percentage difference transitions from fair reporting to bias requires establishing a baseline to objectively evaluate the reporting styles of the four media sources.

To this end, we propose a baseline model to predict the expected number of mentions of casualty-related CVNs in news outlets based on weekly casualty numbers reported by the United Nations Office for Coordination of Humanitarian Affairs (OCHA) during the first year of the conflict [4]. The model calculates the expected share of mentions for Palestine and Israel, relative to their casualty numbers. This aligns with findings by Miller and Albert (2015), who observed that media coverage is strongly influenced by casualty figures, following the adage “If it bleeds, it leads,” wherein fatal incidents dominate narratives and amplify their emotional and psychological impact [60]. The model also accounts for sudden increases in media coverage, or “spikes,” caused by sharp rises in casualties. These spikes, reflecting significant shifts in

violence, temporarily alter media dynamics, as shown by previous research on media reactions to crises [61, 62]. Additionally, the model incorporates a decay factor to capture the natural decline in coverage over time. This decay, often referred to as “agenda-decay,” is consistent with findings by Pfefferbaum et al. (2014) and Downing et al. (2004), which highlight that media attention diminishes without continuous stimuli, reflecting the temporal dynamics of waning public interest as the news cycle progresses [63, 64]. These components enable the model to account for the fluctuating patterns of media attention throughout the conflict. For a detailed description, kindly refer to the subsection “Baseline Model of Expected Weekly Casualty Reporting” in Materials and Methods.

The comparison between the expected number of casualty-related CVN mentions, based on the baseline model, and the actual number of casualty-related CVN mentions for each side is visualized over time for each news source in Supplementary Figure 5. A consistent trend emerges across all outlets: Israeli CVNs appear to be overreported, while Palestinian CVNs seem to be underreported. However, comparing the magnitude of these gaps, between expected and actual mentions, across different news sources is challenging. Just how much overreporting or underreporting, and thus potential bias, exists relative to the baseline? To address this, we calculate the weekly proportion of expected mentions allocated to each side based on the baseline model for each news outlet.

For example, suppose that in a given week t , the baseline model predicts that, in news source n , 90% of all casualty-related CVN mentions should concern Palestinians and 10% should concern Israelis, based on the actual number of deaths that week. In reality, however, news source n might report 60% of its casualty-related CVN mentions about Palestinians and 40% about Israelis. This would indicate a 30-percentage-point shortfall in Palestinian coverage ($\Delta P_n^t = +30\%$) and an equivalent overrepresentation of Israeli coverage for that week ($\Delta I_n^t = -30\%$). This ensures the differences are symmetric in absolute terms, reflecting the same magnitude of deviation for both sides. We display the Palestinian gap (ΔP_n^t) to visualize the discrepancy between actual reporting and the baseline expectation, allowing us to assess the bias of each news outlet. These results are illustrated in Figure 3b. The figure reveals that NYT, CNN, and BBC exhibit a greater bias toward Israel, with the US-based sources (NYT and CNN) frequently interchanging over time. BBC stands out as the most biased news source overall, with an average gap of approximately 31%. In contrast, AJE consistently demonstrates the least bias, maintaining an average gap of just 13% over time in favor of Israel.

Selective Citation of Sources

Our analysis thus far has focused on whether one side’s CVNs are being under-reported, operating under the assumption that these numbers are fact-checked and accurate, thereby granting media sources the benefit of the doubt. However, the reporting practices of mainstream media often reveal biases that can profoundly influence public perception and understanding of events. One prominent aspect of this bias is the selective citation of sources and facts, which serves to reinforce particular narratives while marginalizing alternative viewpoints. Research indicates that such selective reporting can create a skewed representation of reality, as news sources may prioritize information that aligns with their ideological leanings, thereby engaging in what has been termed “partisan coverage filtering” [65]. Furthermore, the phenomenon of confirmation bias suggests that media organizations may favor facts that support their existing narratives, while casting doubt on those that do not [66, 67]. This can manifest in the use of language that introduces uncertainty around facts that contradict the media’s preferred storyline, thereby shaping audience perceptions in a way that aligns with the outlet’s biases [68, 69]. The implications of these practices are profound, as they not only distort the truth but also contribute to a polarized media landscape where audiences are increasingly exposed to biased information that aligns with their pre-existing beliefs [70, 71].

Building on the previous observations, we conducted an analysis to investigate the possibility of selective citation of sources for CVNs. We utilized an LLM to evaluate each sentence containing a CVN, prompting it to determine whether a source was cited (for details, see Supplementary Note 4). Subsequently, we examined the frequency of cited sources for CVNs on each side and compared patterns across different news outlets (examples of the most popular ways to cite sources for each side can be found in Supplementary Tables 7 and 8). The results, detailed in Supplementary Table 9, highlight distinct differences in reporting practices. AJE demonstrated a balanced approach, citing sources with almost equal frequency for both Palestinian and Israeli CVNs, indicating a consistent standard for source attribution. In contrast, Western news outlets were significantly more prone to cite sources when reporting on Palestinian CVNs than Israeli ones. U.S.-based outlets, in particular, referenced sources for Palestinian data nearly twice as often as for Israeli figures. BBC, on the other hand, reported Israeli CVNs with the least source attribution, at only 16.9% of instances, while attributing sources to Palestinian CVNs three times more frequently. These disparities raise questions about potential biases in validating casualty figures based on the context.

Creating Skepticism

Next, we analyzed how referenced CVNs were phrased to determine whether they were presented in a “casting doubt” style (details can be found in Supplementary note 5). Using an LLM, we examined full sentences containing CVNs for phrases implying skepticism or questioning the source or the reported numbers. These doubt-casting phrases were categorized into two main types: (1) Source Doubting, i.e. phrases that question the credibility of the reporting source, thereby indirectly doubting the reported numbers, such as: “Israel’s relentless airstrikes have killed more than 8,000 people, *according to the Hamas-run health ministry*” [72] and “The health ministry in Gaza, *which is controlled by Hamas*, estimates that 11,000 civilians have been killed there over the last month,” [73] and (2) Uncertainty in Numbers, i.e. phrases that cast doubt specifically on the reported numbers, such as: “...dozens of civilians were *reportedly* killed when jets struck buildings...” [74]. For a complete list of doubt-casting phrases and their categories, see Supplementary Table 10. Notably, our analysis found no source-doubting phrases on Israeli-reported numbers, even after using a second independent LLM prompt designed specifically to detect such instances. This suggests that doubt-casting techniques are disproportionately applied to Palestinian-reported numbers. While this study does not aim to verify the accuracy of these numbers, its purpose is to evaluate, through numerical analysis, whether both sides are presented equally in news coverage. We explore this further below.

After identifying doubt-casting phrases, we analyzed their occurrences for each side (Palestine vs. Israel) across four news sources. The results, summarized in Figure 3c, reveal that BBC overwhelmingly leads in using doubt-casting phrases, with 915 CVN mentions, 98% of which target Palestinians—averaging over two CVNs doubted daily during the first year. This far exceeds CNN (145), NYT (131), and AJE (72). Common Source Doubting phrases like “Hamas-run health ministry” were heavily used by BBC, CNN, and NYT, whereas analogous expressions for Israel (such as “Knesset-run health ministry”) were absent. CNN and NYT also favored phrases like “Hamas-controlled enclave.” For Uncertainty in Numbers, terms such as “reportedly” and “claim” were predominantly used to describe Palestinian casualties by Western outlets, whereas AJE applied them more evenly across both sides (see Supplementary Tables 11–14 for detailed lists of phrases by outlet). Western sources attributed 71–90% of their cast-doubting phrases to doubting the sources of Palestinian CVNs, compared to 21% for AJE. Additionally, AJE was the only outlet to use Uncertainty in Numbers phrases in a balanced manner: 53% referred to Palestinians and 26% to Israelis, a proportion consistent with the fact that AJE published roughly twice as many articles about Palestinian CVNs as about Israeli ones. In contrast, the other outlets applied such language almost exclusively to Palestinians, with 3% or less referring to Israelis. These findings underscore in particular BBC’s signifi-

cant reliance on doubt-casting phrases, particularly when reporting on Palestinian casualties, compared to other sources.

Children in the Narrative: Imbalances in CVN Reporting

To conclude this section of our analysis, we examined how frequently media outlets referenced children in their reporting of civilian victim numbers (CVNs) for both Palestinians and Israelis (Supplementary Figures 6 and 7, and Supplementary Table 15). To contextualize these proportions, we benchmark them in Supplementary Table 15 against the approximate share of children among civilian deaths on each side: around 5% for Israeli civilians on October 7 (and roughly 3% when including soldiers, based on public compilation) [75, 55], compared to 40–44% for Palestinian civilians over the first year of the war (October 7, 2023–October 7, 2024) [76, 77].

Relative to these baselines, Al Jazeera English (AJE) provides the most proportionate coverage of Palestinian children, with casualty-related child mentions at 29.3% (closest to the 40–44% reference) but reports the least on Israeli children, at only 2% compared to the 5% baseline. The New York Times (NYT) exhibits the reverse pattern: it comes closest to the Israeli baseline (4.2% vs. 5%) but falls furthest below the Palestinian reference (15.7% vs. 40–44%). BBC and CNN occupy intermediate positions, with 20.8% of casualty-related Palestinian child mentions for both, and 2.6–3.4% for Israeli children. Overall, these patterns highlight how outlets differ not only in their quantitative attention to children but also in how proportionally, or selectively, they mirror the actual distribution of child victims across the two populations.

Discussion

Three main conclusions can be drawn from our media analyses of over 14,000 articles published by four international news outlets during the first year of the 2023 war on Gaza.

First, unlike AJE, Western media (BBC, CNN, and NYT) tend to emphasize the individuality of Israeli victims experiencing hardship, while treating Palestinian victims more frequently as a collective. This is evident in the higher ratio of individualized to group-level reporting for the Israeli compared to the Palestinian side. The only outlet showing a more balanced pattern is AJE; here the prevalence of individualized (vs. group-level) narratives is very similar for the two sides. These findings suggest that even highly professional (and relatively “liberal”) Western media tend to downplay the individuality of Palestinian victims experiencing the traumatic (and often fatal) consequences of war, while acknowledging, to a greater extent, the personal suffering of Israeli victims. Based on previous literature on the identifiable victim effect [21], the Western reporting pattern is likely to elicit greater empathy and compassion for Israeli than for Palestinian victims. Although testing the impact of this reporting bias on the readership was beyond the aims of the present study, this appears to be a worthwhile endeavor for future research.

Looking at the empathic style of reporting, we see a more complex pattern. The two main indices of the Human Empathy and Narrative Taxonomy [48] show a small but consistent tendency of AJE journalists to report in greater detail (plot volume) and with more vivid emotions on individual Palestinian than Israeli victims. In contrast, Western media appear more reactive to specific events, showing modest pro-Palestinian spikes at some moments and stark pro-Israeli spikes in others. Taken together, these findings suggest that it is not as much the style of writing than the under-reporting of individual stories that contributes to the dehumanization of Palestinians in Western media.

The second systematic bias in Western media (and to a lesser degree in AJE) was the tendency to equate Israeli e Palestinian suffering despite the stark difference in all forms of hardship (casualties, displacement,

arbitrary detention and kidnapping, destruction of the health, school, and university systems, etc.). In the absence of bias, news reports should reflect the actual gaps in human suffering. To give only one example, if Israeli child deaths are less than 1% and Palestinian children more than 99% of the total number of children killed during the first year of war, news reports would roughly reflect this discrepancy. In contrast to this assumption, we find a systematic deviation from actual discrepancies that emerges consistently across observations: (a) In Western media, 47% of individual narratives on children referred to Israeli children who constitutes less than 1% of the victims; (b) Including all age groups, the ratio of Palestinian to Israeli casualty-related individual stories was approximately 1:1 in Western media, despite an actual casualty ratio of 20:1. (c) Especially in Western media, Israeli Civilian Victim Numbers are over-reported and Palestinian Numbers under-reported compared to what would be expected based on the actual number of victims and the distribution over time. Together, these reporting patterns insinuate a false premise of symmetry, where, in reality, the entity and prevalence of human suffering is blatantly asymmetrical.

How did BBC, CCN, and NYT journalists manage to create the illusion of balance in the face of extreme disparities in military power and human suffering? The main strategy was to persistently refer back to the 7th of October massacre, even at a distance of months and in the absence of new events involving Israeli victims. Our analysis suggests that reiterations of October 7 were particularly pronounced during periods when significant events occurred on both sides, often overshadowing coverage of Palestinian suffering and diverting attention from the toll in Gaza. This strategy, which contradicts the common “agenda decay” phenomenon, not only creates an illusion of balance, but also reiterates the idea that the 7th of October was the starting point and “cause” of the subsequent events.

This reporting pattern resembles what is generally referred to as “false balance” or “false equivalence”. False balance occurs when equal space or attention (e.g. airtime) is given to two sides that, in reality, differ in validity, such as climate skeptics and climate scientists [78] or pro- and anti-vaccination proponents [79, 69]. Extending this concept to war journalism, false balance can manifest when unequal parties in a conflict are portrayed as equally culpable or their actions as equally justified. Regarding victims, a false balanced perspective may portray different sides involved in a conflict as equally affected by the conflict. This can obscure asymmetries in power, suffering, and in violations of international law, leading audiences to perceive the conflict as an intractable clash of opposing but equivalent sides. As one of the main consequences of false balance is the production of uncertainty [80], it is plausible that, in the context of war journalism, falsely balanced portrayals reduce public recognition of victimization or aggression, thereby dampening calls for accountability and action. Whether this applies to the present case remains an open question for future research.

A third finding concerns the presumed reliability of the reported information and the trustworthiness of the source providing it. Unlike AJE, Western journalists were found to engage in strategies aimed at planting seeds of doubt in their readership when reporting on Palestinian victims. When quantifying the human cost of war for civilian victims, Western journalists tended to cite sources more frequently for Palestinian than for Israeli victims, as if Israeli (but not Palestinian) statistics can be taken for granted. This interpretation is further corroborated by a systematic and asymmetrical “casting doubt” style that questions the veridicality of data predominantly when referring to Palestinian victims (such as “reportedly”, “claims”, “according to the Hamas-run health ministry”, and the like). By discrediting sources in a subtle way, journalists undermine the reader’s trust in the information provided and in the reputation of the source.

Together, the present media analysis has identified multiple biases in Western media that, together, may have contributed to the global divide in public opinion and to the delay in public outrage in the Western world in front of the unfolding genocide. Somewhat surprisingly, we did not discover a complementary pro-Palestinian bias in AJE, which - with a few exceptions, like the underreporting of Israeli children CVNs - displayed a relatively balanced reporting style.

Limits and future directions

Despite its extensive coverage, the present study has a number of limitations that should be acknowledged and that could serve as a starting point for future research. First of all, we took a conservative approach and included only highly respected and relatively “liberal” media in our analysis. This has almost certainly led to an underestimate of actual media bias.

Second, our media analysis lacks a comparison to other conflict situations in order to understand whether the biases identified here are unique to Palestine and Israel. The Ukraine war may offer such a comparison standard, given the temporal proximity. Thus, future studies should not only broaden the scope to include more conservative media (such as Fox News or Daily Mail), but also extend the analysis to other conflict situations (such as Ukraine).

Another important future development regards the extension of the analysis beyond the first year of war. It is conceivable that the pro-Israeli / anti-Palestinian bias in Western media may have declined during the second year of the ongoing genocide and that this may have contributed to the greater awareness and the shift in public opinion in the West. Investigating whether the media biases identified here did, indeed, shape public opinion, and to what degree, remains another important issue to be addressed in future research. Only longitudinal or experimental methods will be able to address this question and allow inferences about the actual impact of the biases observed here on public opinion and collective action.

Materials and Methods

Data Collection

The New York Times (NYT), CNN, and Al Jazeera English (AJE) news articles were accessed via the LexisNexis Academic Web Services API (WSApi)¹². These articles cover the period from October 7, 2023, to October 7, 2024. To ensure the inclusion of only highly relevant news articles, we excluded specialized content such as podcasts and audio transcripts. We also removed summary articles that condensed multiple topics into brief overviews. Additionally, we filtered the articles based on country and subject tag, retaining only those with content relevant to Palestine and Israel, specifically tagged with “ Hamas,” “ Israel,” “ Gaza,” “ West Bank,” and “ Palestin.” (the term Palestin was used to account for the variations of the word, such as Palestinian(s) and Palestine).

For BBC news articles, which were not part of the LexisNexis dataset, we retrieved them directly from the BBC website. Similar to the LexisNexis filtering, we focused on articles categorized under tags pertinent to our research, including “ Israel,” “ Israel and the Palestinians,” “ Gaza,” “ Palestinian territories,” “ Hamas,” “ West Bank,” and “ Israel-Gaza war.” Non-news media, such as live feeds and audio transcripts, were also excluded. Further, we used Google News Search to find relevant articles, restricting our query to return results that belong to the BBC website and we only kept articles with titles containing the following terms: “ Hamas,” “ Israel,” “ Gaza,” “ West Bank,” “ IDF,” and “ Palestine.” This process resulted in a dataset comprising 14,280 news articles, distributed as follows: 5,829 (40.8%) from NYT, 3,850 (27%) from AJE, 2,543 (17.8%) from CNN, and 2,058 (14.4%) from the BBC.

Testing Individualization Bias with GEE Models

To test whether one side was more likely to be individualized in news coverage, we conducted a series of Generalized Estimating Equations (GEE) logistic regression analyses. This approach accounts for potential correlation among observations clustered within the same article, recognizing that instances within an article may be shaped by shared context, author style, or topical focus. Each LLM-identified mention (instance) was coded using two binary variables:

1. **Instance Type**, where 1 = Individualized and 0 = Grouped.
2. **Side**, where 1 = Palestinian and 0 = Israeli.

To account for clustering, each instance was linked to a unique Article ID, ensuring that multiple mentions from the same article were recognized as non-independent.

We estimated four separate GEE logistic regression models, one for each media outlet (AJE, BBC, CNN, and NYT). In each model, the dependent variable was the binary *Instance Type*, and the independent variable was *Side*. We specified an exchangeable working correlation structure and used robust (Huber-White) standard errors to account for within-article correlation.

The estimated coefficients represent the log odds of an instance being individualized rather than grouped, comparing Palestinian to Israeli mentions. To aid interpretation, we also report odds ratios (exponentiated coefficients). A positive and statistically significant coefficient (or odds ratio > 1) indicates that mentions of the Palestinian side are more likely to be individualized relative to Israeli mentions, while a negative coefficient (or odds ratio < 1) indicates the reverse.

¹LexisNexis NYU guide, <https://guides.nyu.edu/lexisnexis-rest-api>

²LexisNexis WSApi <https://solutions.nexis.com/wsapi/>, accessed through October 2024

Measuring Narrative Elements Associated with Empathy in News Texts

To systematically assess the level of empathy conveyed in story narratives, we adopted a validated framework from Shen et al. (2024) [48]. In their study, the authors identified a set of narrative style elements that contribute to eliciting empathy and integrated them into the Human Empathy and Narrative Taxonomy (HEART). Each element in the taxonomy represents a distinct dimension of empathy, operationalized through targeted prompts for large language models (LLMs). For example, under the Vividness of Emotions metric, the LLM is instructed to assign a score of 1, 2, or 3 to indicate whether the emotional expressions in a text are not vivid at all, somewhat vivid, or extremely vivid.

Shen et al. (2024) found that three metrics contributed significantly to empathy:

1. **Vividness of Emotions:** the degree to which emotions are expressed vividly in stories.
2. **Plot Volume:** the frequency and significance of events in a story.
3. **Character Development:** the depth and evolution of characters throughout a narrative.

Of these, we retained only the first two. Character Development was excluded, as it is generally ill-suited to news reporting, where stories are concise and rarely allow for sustained character arcs, unlike the longer-form social media and podcast narratives used in the original study.

Given that the HEART prompts had already been validated against human-coded responses and shown to achieve “reasonable human-level” agreement, we adopted them with minimal adaptation. Specifically, we modified the in-prompt examples to better reflect the kinds of content the LLM would encounter in our corpus while preserving the conceptual intent of the originals. For instance, an example rated as 3 under Vividness of Emotions in Shen et al.:

“The pain of losing someone is like being stabbed in the chest. I was devastated when I lost her”

was replaced with:

“And you lived there in a horrific sense of fear. Every second that you live with this feeling is a terrible feeling, that you don’t really know if you’re going to wake up in the morning, or in a minute, if a missile is going to fall on you, if they’re going to come in with a Kalashnikov and start spraying us with bullets. The conditions are very, very difficult there.”

Similarly, an example rated as 1 for lack of vividness:

“I didn’t feel great about the situation”

was replaced with:

“Farhan al-Qadi, 52, a member of Israel’s Bedouin minority who was working at a kibbutz when he was seized in the Hamas raid of Oct 7.”

We also added a brief introductory statement in the prompt to orient the LLM to the type of text it would process. Other than these targeted adjustments, the structure, instructions, and scoring criteria from the original HEART prompts were preserved.

After scoring each story individually using these prompts, we addressed the fact that a single news article could contain multiple stories, often from both Israeli and Palestinian perspectives. To account for this, we aggregated the story-level HEART scores to create an article-level empathy metric, enabling us to capture the relative balance of empathy elicited for each side within the same piece of reporting.

For each of the two retained HEART metrics (Vividness of Emotions and Plot Volume), the calculation proceeded as follows:

1. **Aggregate story-level ratings by side:** For each article, we summed the ratings for all Palestinian stories to obtain a Palestinian aggregate score, and likewise summed the ratings for all Israeli stories to obtain an Israeli aggregate score.
2. **Compute the difference:** We subtracted the Israeli aggregate score from the Palestinian aggregate score. This yielded a single article-level empathy difference score for that metric, where positive values indicated higher empathy toward Palestinian stories, and negative values indicated higher empathy toward Israeli stories.

For example, consider an article containing three Palestinian stories with Vividness of Emotions ratings of 3, 2, and 2 (aggregate = 7), and two Israeli stories with ratings of 1 and 2 (aggregate = 3). The article-level empathy difference score for Vividness of Emotions would be: $7 - 3 = 4$. A score of +4 in this case suggests that, on balance, the Palestinian narratives in the article were described with greater emotional vividness than the Israeli narratives. The same procedure was applied independently for Plot Volume, producing two article-level empathy difference scores, one per metric.

Baseline Model of Expected Weekly Casualty Reporting

To estimate the expected weekly reporting of casualty-related CVNs for each side across four news sources during the first year, we propose a baseline model. This model preserves the total weekly mentions for each media outlet, adjusts for significant events, and incorporates a decay factor to account for the natural decline in coverage over time.

The model consists of the following components:

1. **Reporting Ratio:** The reporting ratio $r_n(t)$ captures the overall tendency of news source n to report casualty-related CVNs relative to actual casualty numbers in week t . It is defined as:

$$r_n(t) = \frac{M_{p,n}(t) + M_{i,n}(t)}{C_p(t) + C_i(t)}$$

where:

- $M_{s,n}(t)$: the actual number of casualty-related CVN mentions in week t by news source n for side s , where $s \in \{p, i\}$, representing Palestine (p) and Israel (i)
 - $C_s(t)$: the actual number of casualties reported in week t for side s
2. **Spike Factor:** The spike factor $S_s(t)$ accounts for abrupt increases in casualty numbers. It is defined as:

$$S_s(t) = \begin{cases} 2, & \text{if } C_s(t) \geq 2 \times C_s(t-1) \\ 1, & \text{otherwise} \end{cases}$$

3. **Initial Mentions:** The initial mentions $G_{s,n}(t)$ generated in week t for side s by news source n are given by:

$$G_{s,n}(t) = r_n(t) \times M_{s,n}(t) \times S_s(t)$$

4. **Cumulative Expected Mentions with Decay:** The expected number of mentions $M'_{s,n}(t)$ for side s in week t by news source n incorporate contributions from initial mentions in the current and prior weeks, adjusted by side-specific decay factors $\delta_p = 0.6$ (Palestine) and $\delta_i = 0.8$ (Israel); see Side Note 1 below for the rationale behind the choice of side-specific decay factors:

$$M'_{s,n}(t) = \sum_{k=0}^{t-1} G_{s,n}(k) \cdot \delta_s^{t-k} + G_{s,n}(t)$$

where:

- δ_s : the decay factor, where $\delta_p = 0.6$ for $s = p$ (Palestine) and $\delta_i = 0.8$ for $s = i$ (Israel)
 - $G_{s,n}(k) \cdot \delta_s^{t-k}$: the decayed mentions from previous week k .
 - $G_{s,n}(t)$: the initial mentions for the current week, which do not decay until subsequent weeks.
5. **Normalization of Weekly Mentions:** Finally, to normalize the expected mentions and reflect the actual number of mentions for each week, we define the normalized values for each side as follows:
The normalized reporting ratio $w_s(t)$ for each side s in week t is calculated by:

$$w_s(t) = \frac{M'_{s,n}(t)}{M'_{p,n}(t) + M'_{i,n}(t)}$$

Then, the final normalized expected mentions for side s is recalculated as:

$$M'_{s,n}(t) = (M_{p,n}(t) + M_{i,n}(t)) \times w_s(t)$$

This normalization ensures that the final expected mentions for both Palestine and Israel are reflective of the actual number of mentions for each side, adjusted for the different decay rates. The model effectively accounts for variations in reporting tendencies, the impact of major events, and the natural decay of coverage over time.

Side Note 1: Rationale for Side-Specific Decay Factors

The choice of decay factors ($\delta_p = 0.6$ for Palestine and $\delta_i = 0.8$ for Israel) reflects differences in the frequency and timing of occurring casualties, as well as how media coverage responds to these dynamics. The Palestinian side experienced a continuous stream of casualties throughout the first year, causing media coverage to decay more rapidly as fresh incidents emerged weekly. This aligns with Pfefferbaum et al. [63], who observed that ongoing crises lead to shifting media focus and faster declines in coverage for earlier

reports. Additionally, Friedman & Sutton [81] suggest that the continuous nature of such events accelerates the turnover of media attention.

In contrast, Israeli casualties were concentrated in the initial week, leading to a slower decay factor. The media's prolonged interest in these early events stems from their novelty and dramatic impact, consistent with research by Downing et al. and Rohner & Frey [64, 82], which shows that significant initial events can sustain attention longer in the absence of ongoing crises. Thus, the differing decay factors capture these dynamics and are supported by literature on media responses to crises and the temporal aspects of news reporting.

References

- [1] United Nations News. Gaza hospital crisis: Un chief demands immediate humanitarian ceasefire (2024). URL <https://news.un.org/en/story/2024/10/1155421>. Retrieved on October 11th, 2024.
- [2] World Health Organization. Health access barriers for palestinians in the occupied palestinian territory: May 2024 report (2024). URL <https://www.un.org/unispal/wp-content/uploads/2024/05/WHO-PHSA-oPt-020524-FINAL.pdf>. Retrieved July 12th, 2024.
- [3] NPR News. Israel-hamas war: Gaza map (2024). URL <https://www.npr.org/2024/10/09/g-s1-27175/israel-hamas-war-gaza-map>. Retrieved Oct. 11th, 2024.
- [4] United Nations Office for the Coordination of Humanitarian Affairs (OCHA). OCHA oPt. <https://www.ochaopt.org/> (2023). Accessed: Oct 15 2024.
- [5] Khatib, R., McKee, M. & Yusuf, S. Counting the dead in gaza: difficult but essential. *The Lancet* **404**, 237–238 (2024). Accessed 2024-10-11.
- [6] World Health Organization. Who analysis highlights vast unmet rehabilitation needs in gaza (2024). URL <https://www.who.int/news/item/12-09-2024-who-analysis-highlight-s-vast-unmet-rehabilitation-needs-in-gaza>. Retrieved September 12th, 2024.
- [7] One year of gaza escalation: A year of tears. Report, United Nations Children's Fund (UNICEF) (2024). URL <https://www.unicef.org/sop/reports/year-tears>. Accessed: 2025-04-15.
- [8] UNICEF. Statement by unicef executive director catherine russell on military operations and border (2024). URL <https://www.unicef.org/press-releases/statement-unicef-executive-director-catherine-russell-military-operations-and-border>. Retrieved July 12th, 2024.
- [9] UNICEF. Child food poverty: A 2024 report (2024). URL <https://www.unicef.org/media/157661/file/Child-food-poverty-2024.pdf>. Retrieved July 12th, 2024.
- [10] Save the Children. Gaza: More than 10 children a day lose a limb in three months of brutal conflict (2024). URL <https://www.savethechildren.net/news/gaza-more-10-children-day-lose-limb-three-months-brutal-conflict>. Retrieved October 11th, 2024.

- [11] UN Special Committee on the Elimination of Racial Discrimination. Un special committee finds israel's warfare methods in gaza consistent with genocide (2024). URL https://www.ohchr.org/en/press-releases/2024/11/un-special-committee-finds-israels-warfare-methods-gaza-consistent-genocide?utm_source=chatgpt.com. Accessed: 2024-12-25.
- [12] Watch, H. R. Human rights watch says israel's deprivation of water in gaza is an act of genocide (2024). URL https://www.reuters.com/world/middle-east/human-rights-watch-says-israels-deprivation-water-gaza-is-act-genocide-2024-12-19/?utm_source=chatgpt.com. Accessed: 2024-12-25.
- [13] International, A. Amnesty international concludes israel is committing genocide against palestinians in gaza (2024). URL https://www.amnesty.org/en/latest/news/2024/12/amnesty-international-concludes-israel-is-committing-genocide-against-palestinians-in-gaza/?utm_source=chatgpt.com. Accessed: 2024-12-25.
- [14] United Nations Office for the Coordination of Humanitarian Affairs (OCHA). One year of unimaginable suffering since 7 october attack (2024). URL <https://www.unocha.org/news/one-year-unimaginable-suffering-7-october-attack>. Retrieved: Oct 10, 2024.
- [15] International Federation of Journalists (IFJ). War in gaza (2024). URL <https://www.ifj.org/war-in-gaza>. Retrieved July 26, 2024.
- [16] Tobitt, C. Let us into gaza: 55 uk and us foreign reporters urge israel and egypt to lift news blockade. *Press Gazette – Future of Media* (2024). URL <https://pressgazette.co.uk/news/gaza-journalists-foreign-correspondents-israel-egypt-access/>. Retrieved July 28, 2024.
- [17] Vox. Journalists killed in gaza and israel: Press freedom at risk (2024). URL <https://www.vox.com/23972456/journalists-killed-gaza-israel-press-freedom>. Retrieved September 5, 2024.
- [18] ITV News. Police records sharp rise in religious hate crimes after israel-gaza war (2023). URL <https://www.itv.com/news/2023-12-29/police-records-sharp-rise-in-religious-hate-crimes-after-israel-gaza-war>. Accessed: 2024-10-13.
- [19] BBC News. Religious hate crimes in the uk rise sharply after israel-gaza conflict (2024). URL <https://www.bbc.com/news/uk-67836607>. Accessed: 2024-10-13.
- [20] Ferguson, J. Life on the frontlines of war reporting (2023). URL https://www.ted.com/talks/jane_ferguson_life_on_the_frontlines_of_war_reporting?subtitle=en. Accessed: 2024-10-13.
- [21] Slovic, P. “if i look at the mass i will never act”: Psychic numbing and genocide. *Judgment and Decision Making* **2**, 79–95 (2007).
- [22] Schelling, T. C. The life you save may be your own. In *Problems in Public Expenditure*, 127–162 (1968).

- [23] Lee, S. & Feeley, T. H. The identifiable victim effect: A meta-analytic review. *Social Influence* **11**, 199–215 (2016).
- [24] Västfjäll, D., Slovic, P., Mayorga, M. & Peters, E. Compassion fade: Affect and charity are greatest for a single child in need. *PloS one* **9**, e100115 (2014).
- [25] Kogut, T. & Ritov, I. The “identified victim” effect: An identified group, or just a single individual? *Journal of Behavioral Decision Making* **18**, 157–167 (2005).
- [26] Manning, L. “we fought to get her back,’ son says as more hostages released” (2023). URL <https://www.bbc.com/news/uk-67561102>. Accessed: 2025-08-06.
- [27] Kingsley, P. Pager attack highlights tension between israel’s might and strategic fog. *The New York Times* (2024). URL <https://www.nytimes.com/2024/09/19/world/middleeast/israel-hezbollah-lebanon-hamas-gaza.html>. Accessed: 2025-06-20.
- [28] News, B. Israel says bodies of six gaza hostages recovered (2024). URL <https://www.bbc.com/news/articles/ce31ddege9vo>. Accessed: 2025-06-20.
- [29] Ahmad, R. S., Kershner, I., Bashir, A. B. & Alghorra, S. Gazans are dying of starvation. *The New York Times* (2025). URL <https://www.nytimes.com/2025/07/24/world/middleeast/gaza-starvation.html>. Accessed: 2025-06-20.
- [30] Jazeera, A. More than 180 killed as israel resumes gaza assault after truce lapses. *Al Jazeera* (2023). URL https://www.aljazeera.com/news/2023/12/1/more-than-170-killed-as-israel-resumes-bombing-of-gaza-after-truce-expires?utm_source=chatgpt.com. Accessed: 2025-09-15.
- [31] Rosman, K. With the end of the cease-fire, concern grows over the oldest israeli hostages left behind. *The New York Times* (2023). URL <https://www.nytimes.com/2023/12/01/world/middleeast/israeli-hostages-elderly-hamas.html>. Accessed: 2025-08-08.
- [32] Clarke, R. Little food, a beating and lice: What freed israeli hostages are saying about being held by hamas. *CNN* (2023). URL <https://edition.cnn.com/2023/12/01/middleeast/israeli-hostages-released-accounts-hamas-intl-hnk>. Accessed: 2025-08-08.
- [33] Al Jazeera Staff. Un reports large number of gunshot wounds following ‘flour massacre’. *Al Jazeera* (2024). URL <https://www.aljazeera.com/news/2024/3/2/un-reports-large-number-of-gunshot-wounds-following-flour-massacre>. Accessed: 2025-09-15.
- [34] Levy, O. B. Opinion: Why have the mothers and fathers of the world forgotten about the child hostages? *CNN* (2024). URL <https://edition.cnn.com/2024/02/29/opinions/opinion-my-nephews-are-the-youngest-hostages-in-gaza-why-are-they-still-captive>. Accessed: 2025-09-15.
- [35] Amon, M. How israel saved a hostage rescue mission that nearly failed. *The Wall Street Journal* (2024). URL <https://www.wsj.com/world/middle-east/how-israel-saved-a-hostage-rescue-mission-that-nearly-failed-eab2a010>. Accessed: 2025-09-15.

- [36] McKenzie, D., Al-Mughrabi, N., Said, M. & Abdelaziz, N. Four israeli hostages freed in gaza military operation. *CNN* (2024). URL <https://edition.cnn.com/2024/06/08/middleeast/four-israeli-hostages-freed-gaza-intl>. Accessed: 2025-07-29.
- [37] Tawfeeq, M. & Nasser, I. At least 19 killed and more feared buried in israeli airstrike on gaza humanitarian zone targeting hamas militants (2024). URL <https://edition.cnn.com/2024/09/09/middleeast/gaza-khan-younis-israel-strike-intl-latam/index.html>. Accessed: 2025-09-15.
- [38] Livni, E. Hostages still held by hamas are in ‘grave danger,’ families warn. *The New York Times* (2024). URL <https://www.nytimes.com/2024/09/10/world/middleeast/israel-hamas-hostages-conditions-gaza-tunnels.html>. Accessed: 2025-09-15.
- [39] Rasgon, A., Sobelman, G., Shankar, V. & Fuller, T. Discovery of 6 dead hostages in gaza spurs protest and division in israel. *The New York Times* (2024). URL <https://www.nytimes.com/2024/09/01/world/middleeast/israel-gaza-hostages-ceasefire.html>. Accessed: 2025-06-20.
- [40] Al Jazeera. Israel’s war on gaza: List of key events, day 101 (2024). URL <https://www.aljazeera.com/news/2024/1/15/israels-war-on-gaza-list-of-key-events-day-101>. Accessed: 2025-06-20.
- [41] Bergman, R., Kingsley, P., Nierenberg, D. & Zamost, A. Their horrific task: Recovering the bodies and bearing witness for israel. *The New York Times* (2024). URL <https://www.nytimes.com/2024/01/15/world/middleeast/zaka-israel-oct-7.html>. Accessed: 2025-06-20.
- [42] NYT. Israeli teenager recounts her time as a hostage in gaza. *The New York Times* URL <https://www.nytimes.com/2024/01/16/world/middleeast/israel-hostage-hamas-gaza.html>. Accessed: 2025-06-20.
- [43] Cuddy, A. They were israel’s “eyes on the border” - but their hamas warnings went unheard (2024). URL <https://www.bbc.com/news/world-middle-east-67958260>. Accessed: 2025-06-20.
- [44] Kouachi, I. I. & Shamala, R. A. At least 11 killed in fresh israeli strike on school sheltering displaced gazans (2024). URL <https://www.aa.com.tr/en/middle-east/-at-least-11-killed-in-fresh-israeli-strike-on-school-sheltering-displaced-gazans/3318567>. Updated: 02.09.2024.
- [45] Taft, I. & Karlamangla, S. Killing of israeli-american hostage prompts outpouring of grief across u.s. *The New York Times* URL <https://www.nytimes.com/2024/09/01/us/hersh-goldberg-polin-death-mourning-us.html>. Accessed: 2025-06-20.
- [46] CNN. Israel says three more hostages believed held by hamas in gaza are dead. *CNN* (2024). URL <https://edition.cnn.com/2024/09/01/middleeast/israel-gaza-wwk-hostages-killed-intl-hnk>. Accessed: 2025-06-20.
- [47] Elbursh, A. & Davies, A. Gaza’s fear and anger as ceasefire ends and fighting erupts. *BBC News* (2023). URL <https://www.bbc.com/news/world-middle-east-67587999>. Accessed: 2025-08-07.

- [48] Shen, J., Mire, J., Park, H. W., Breazeal, C. & Sap, M. HEART-felt narratives: Tracing empathy and narrative style in personal stories with LLMs. In Al-Onaizan, Y., Bansal, M. & Chen, Y.-N. (eds.) *Proceedings of the 2024 Conference on Empirical Methods in Natural Language Processing*, 1026–1046 (Association for Computational Linguistics, Miami, Florida, USA, 2024). URL <https://aclanthology.org/2024.emnlp-main.59/>.
- [49] International Committee of the Red Cross. Children: Legal protection - factsheet (2024). URL https://www.icrc.org/sites/default/files/document/file_list/children-legal-protection-factsheet.pdf.
- [50] Goodwin, G. P. & Landy, J. F. Valuing different human lives. *Journal of Experimental Psychology: General* **143**, 778–803 (2014).
- [51] Erlandsson, A., Dickert, S., Moche, H., Västfjäll, D. & Chapman, C. Beneficiary effects in prosocial decision making: Understanding unequal valuations of lives. *European Review of Social Psychology* **35**, 293–340 (2024).
- [52] Moche, H. & Västfjäll, D. Helping the child or the adult? systematically testing the identifiable victim effect for child and adult victims. *Social Influence* **16**, 78–92 (2021).
- [53] Erlandsson, A. *et al.* Moral preferences in helping dilemmas expressed by matching and forced choice. *Judgment and Decision Making* **15**, 452–475 (2020).
- [54] Oveis, C., Horberg, E. & Keltner, D. Compassion, pride, and social intuitions of self-other similarity. *Journal of Personality and Social Psychology* **98**, 618–630 (2010).
- [55] October 7 attacks — Wikipedia, the free encyclopedia. https://en.wikipedia.org/wiki/October_7_attacks (2024). Accessed: 2025-06-03.
- [56] Johns, R. & Davies, G. A. Civilian casualties and public support for military action: Experimental evidence. *Journal of Conflict Resolution* **63**, 251–281 (2019).
- [57] Kraitzman, A. P., Etienne, T. W. & Albarracin, D. How civilian casualty information shapes support for us involvement in an ally country’s war effort. *Humanities and Social Sciences Communications* **12**, 1–14 (2025).
- [58] White, K., Stuart, F. & Morrissey, S. L. Whose lives matter? race, space, and the devaluation of homicide victims in minority communities. *Sociology of Race and Ethnicity* **7**, 333–349 (2021).
- [59] Bouchard, J., Wong, J. S. & Gushue, K. The differential portrayal of ‘sympathetic’ homicide victims in the media. *International Review of victimology* **26**, 314–331 (2020).
- [60] Miller, R. A. & Albert, K. If it leads, it bleeds (and if it bleeds, it leads): Media coverage and fatalities in militarized interstate disputes. *Political Communication* (2015).
- [61] Hansen, A. Media and the globalization of the 21st century: Theories and perspectives. *Journal of Media Studies* **22**, 301–317 (2011).
- [62] Eisensee, T. & Strömberg, D. News droughts, news floods, and U.S. disaster relief. *The Quarterly Journal of Economics* **122**, 693–728 (2007).

- [63] Pfefferbaum, B. *et al.* Disaster media coverage and psychological outcomes: Descriptive findings in the extant research. *Current Psychiatry Reports* (2014).
- [64] Downing, J. D. H., McQuail, D., Schlesinger, P. & Wartella, E. (eds.) *The SAGE Handbook of Media Studies* (SAGE Publications, Thousand Oaks, CA, 2004).
- [65] Broockman, D. E. & Kalla, J. L. Consuming cross-cutting media causes learning and moderates attitudes: A field experiment with fox news viewers. *The Journal of Politics* **87**, 000–000 (2025).
- [66] Elejalde, E., Ferres, L. & Schifanella, R. Understanding news outlets’ audience-targeting patterns. *EPJ Data Science* **8**, 1–20 (2019).
- [67] Edgerly, S. & Thorson, K. Speaking the language of market segmentation: How newswriters describe their organization’s target audience. *Journalism* **25**, 1677–1696 (2024).
- [68] Jomini Stroud, N. Media effects, selective exposure, and fahrenheit 9/11. *Political Communication* **24**, 415–432 (2007).
- [69] Salvador Casara, B. G., Suitner, C. & Bettinsoli, M. L. Viral suspicions: Vaccine hesitancy in the web 2.0. *Journal of Experimental Psychology: Applied* **25**, 354 (2019).
- [70] Stroud, N. J. Polarization and partisan selective exposure. *Journal of communication* **60**, 556–576 (2010).
- [71] Kim, Y. Does disagreement mitigate polarization? how selective exposure and disagreement affect political polarization. *Journalism & Mass Communication Quarterly* **92**, 915–937 (2015).
- [72] Fichera, A. In misinformation over israel-gaza war, images from past conflicts can undercut true toll. *The New York Times* (2023). URL <https://www.nytimes.com/2023/11/02/us/politics/israel-gaza-war-misinformation-videos.html>. Accessed: 2024-12-20.
- [73] Guo, K. Democratic aides in congress break with their bosses on israel-amas war. *The New York Times* (2023). URL <https://www.nytimes.com/2023/11/13/us/politics/democratic-aides-congress-israel-amas.html>. Accessed: 2024-12-20.
- [74] Rabin, R. C. Killing of hostages leads israelis to question how army conducts battle. *The New York Times* (2024). URL <https://www.nytimes.com/2024/01/04/world/middleeast/israel-amas-rules-of-engagement-hostages.html>. Accessed: 2025-09-26.
- [75] Ayoub, H. H., Chemaitelly, H. & Abu-Raddad, L. J. Comparative analysis and evolution of civilian versus combatant mortality ratios in israel-gaza conflicts, 2008–2023. *Frontiers in Public Health* **12**, 1359189 (2024).
- [76] Office of the United Nations High Commissioner for Human Rights (OHCHR). Six-month update report on the human rights situation in Gaza: 1 November 2023 to 30 April 2024 (2024). URL <https://www.ohchr.org/sites/default/files/documents/countries/opt/20241106-Gaza-Update-Report-OPT.pdf>.

- [77] Save the Children. Gaza: At least 3,100 children aged under five killed, others at risk as famine looms (2024). URL https://www.savethechildren.net/news/gaza-least-3100-children-aged-under-five-killed-others-risk-famine-looms?utm_source=chatgpt.com. Accessed: 2025-01-07.
- [78] Boykoff, M. T. & Boykoff, J. M. Balance as bias: Global warming and the us prestige press. *Global environmental change* **14**, 125–136 (2004).
- [79] Clarke, C. E. A question of balance: The autism-vaccine controversy in the british and american elite press. *Science communication* **30**, 77–107 (2008).
- [80] Dixon, G. N. & Clarke, C. E. Heightening uncertainty around certain science: Media coverage, false balance, and the autism-vaccine controversy. *Science Communication* **35**, 358–382 (2013).
- [81] Friedman, R. S. & Sutton, B. Selling the war? system-justifying effects of commercial advertising on civilian casualty tolerance. *Political Psychology* **34**, 351–367 (2013).
- [82] Rohner, D. & Frey, B. S. Blood and ink! the common-interest-game between terrorists and the media. *Public Choice* **133**, 129–145 (2007).

Figures

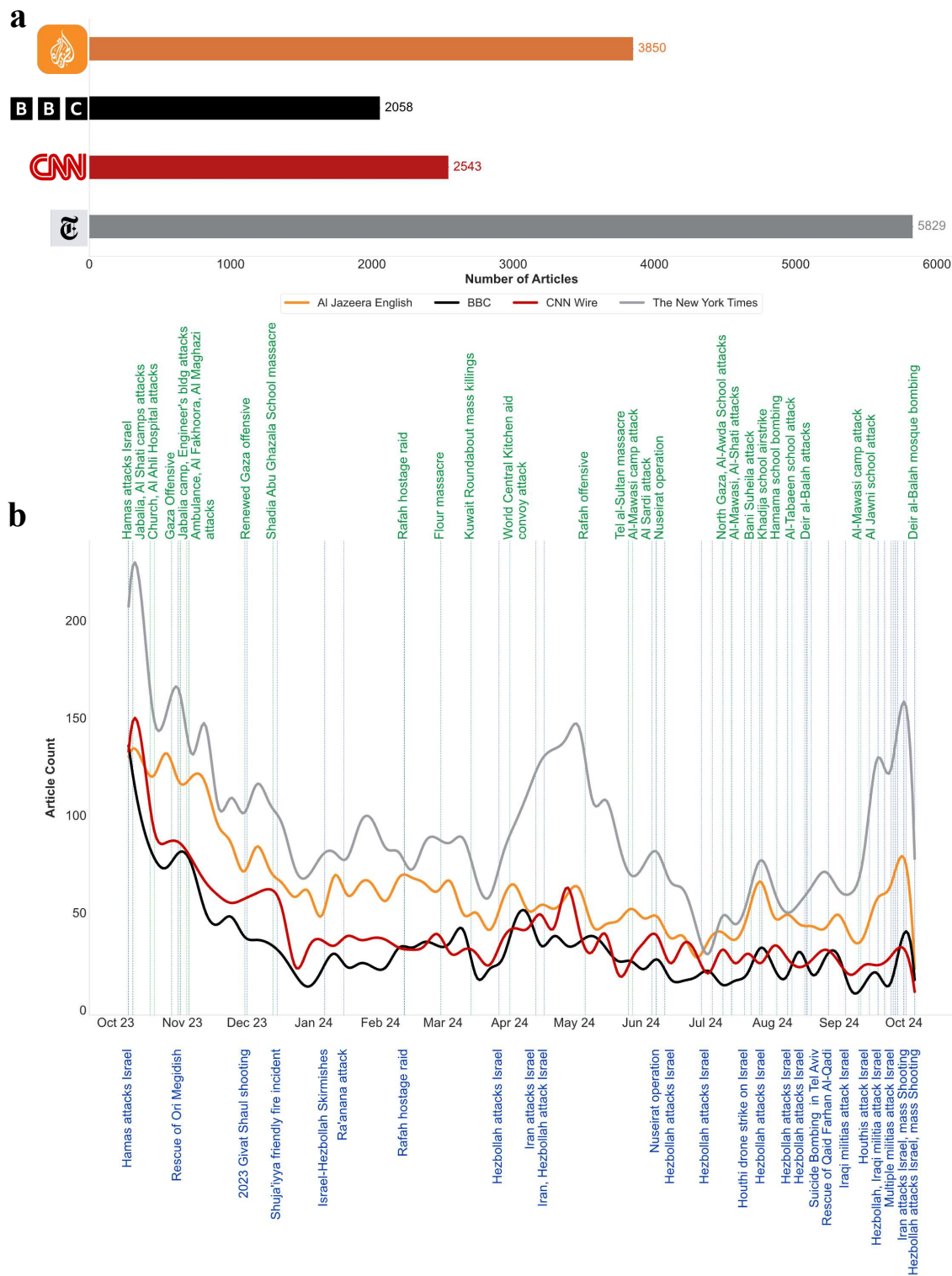


Figure 1: **Total Number of Relevant Articles per News Source.** **a)** The bar plot shows the overall count of relevant articles per each of the four media sources. **b)** the timeline plot below shows the same number of articles but spread out over time along with major war events that affected Palestinian and Israeli sides displayed in green and blue respectively. Both plots cover the first 12 months of the conflict.

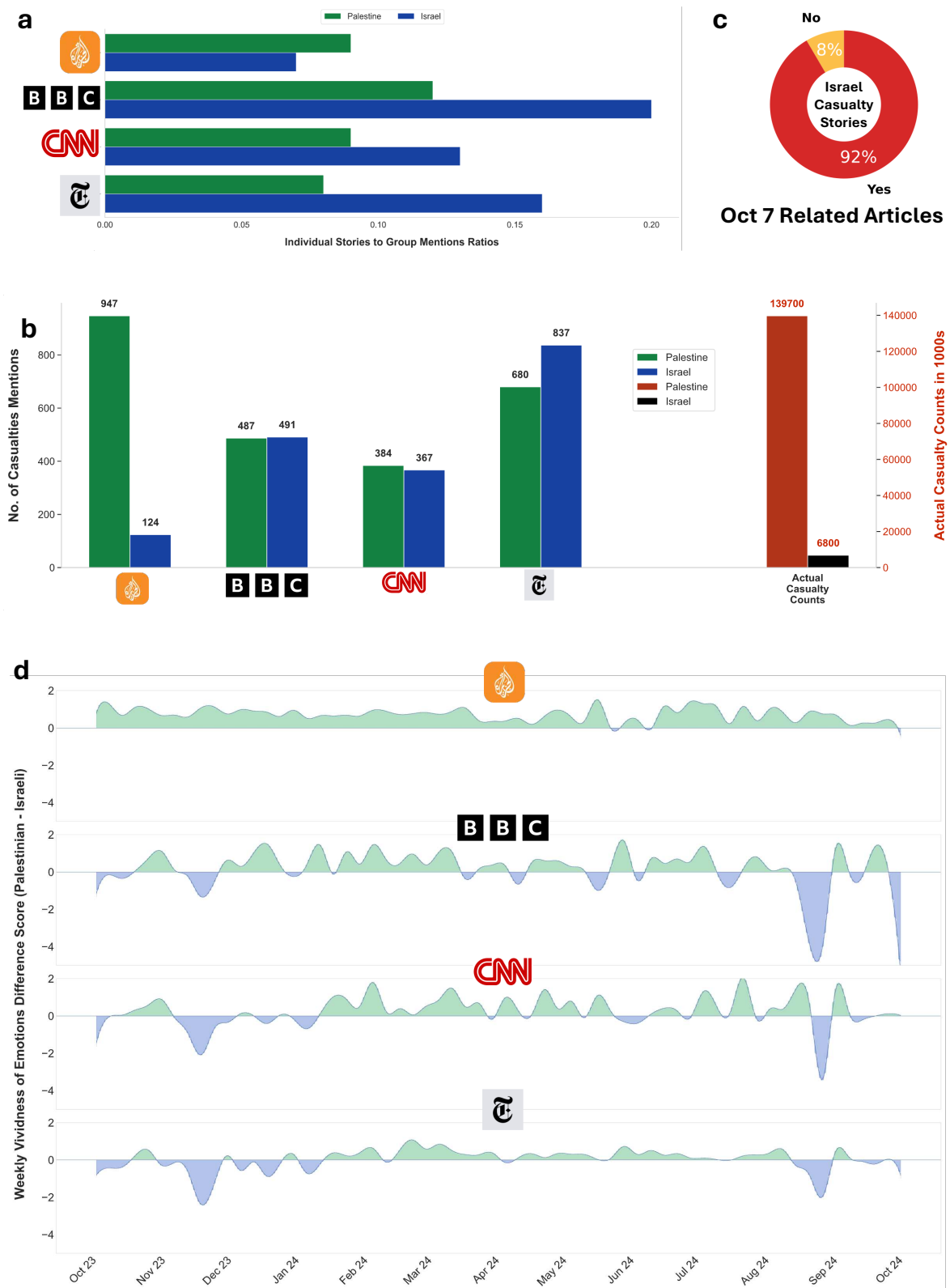


Figure 2: **Results of Individualized vs. Category-based Reporting Analysis.** **a)** Ratio of Individualized to Grouped mentions per side for each media source. **b)** Left: Individualized casualty-related story counts per side for each media source. Right: Actual casualty counts for both sides in the first 12 months. **c)** Proportion of Western media's Israeli casualty stories mentioning Oct 7 or hostages. **d)** Weekly average difference in Vividness of Emotions scores across media source during the first 12 months.

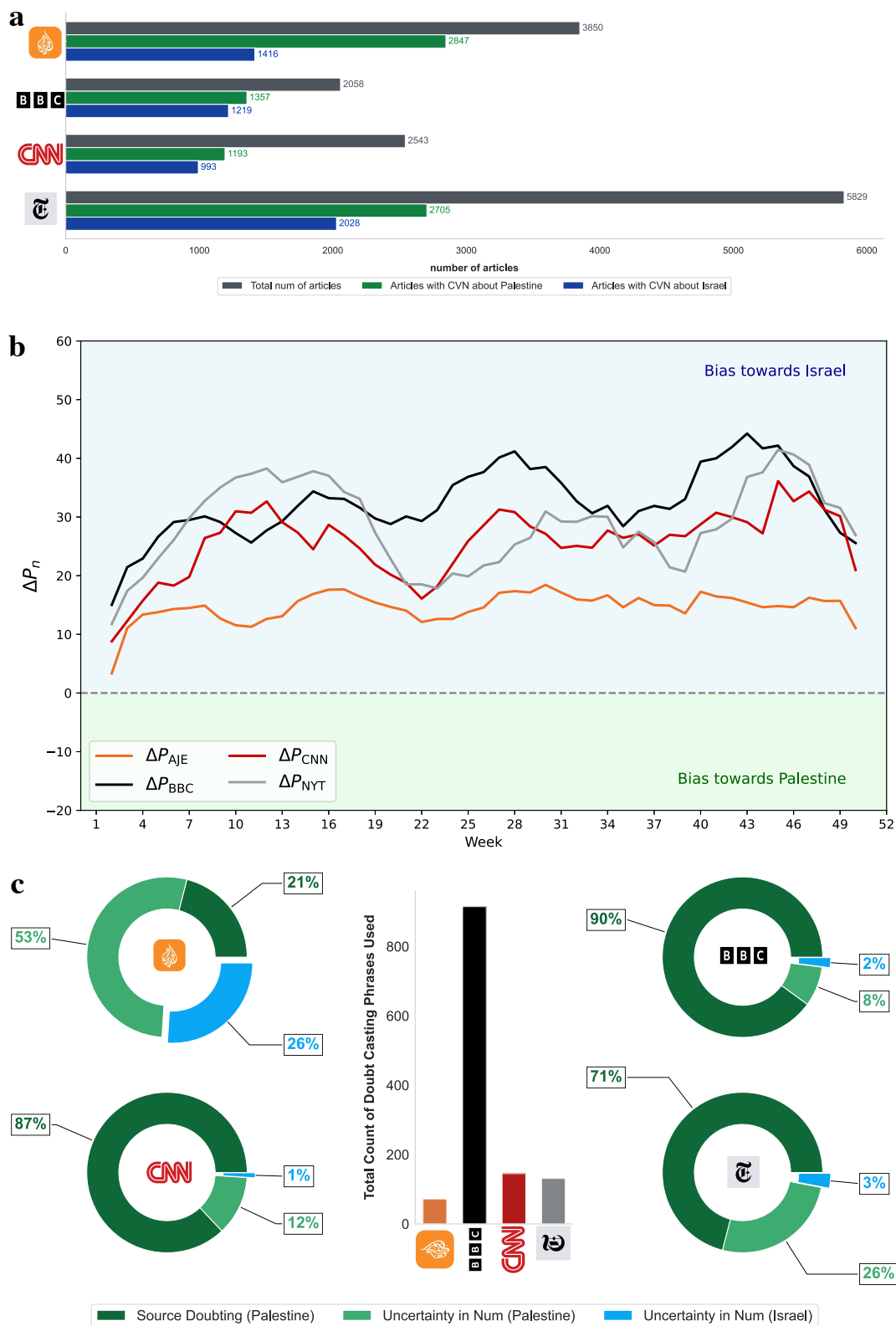


Figure 3: **Results of Quantifying the Human Cost of War Analysis.** **a)** A comparison of the total number of articles published by each news outlet compared to the subsets containing at least one CVN about Palestine and those with at least one CVN about Israel. **b)** The weekly proportion of expected mentions allocated to the Palestinian side (ΔP_n) based on the baseline model, shown for each news outlet. **c)** A bar plot displaying the total number of doubt-casting phrases per source, alongside additional charts breaking down the counts by the type of doubt-casting technique used by each outlet.

Supplementary Materials for

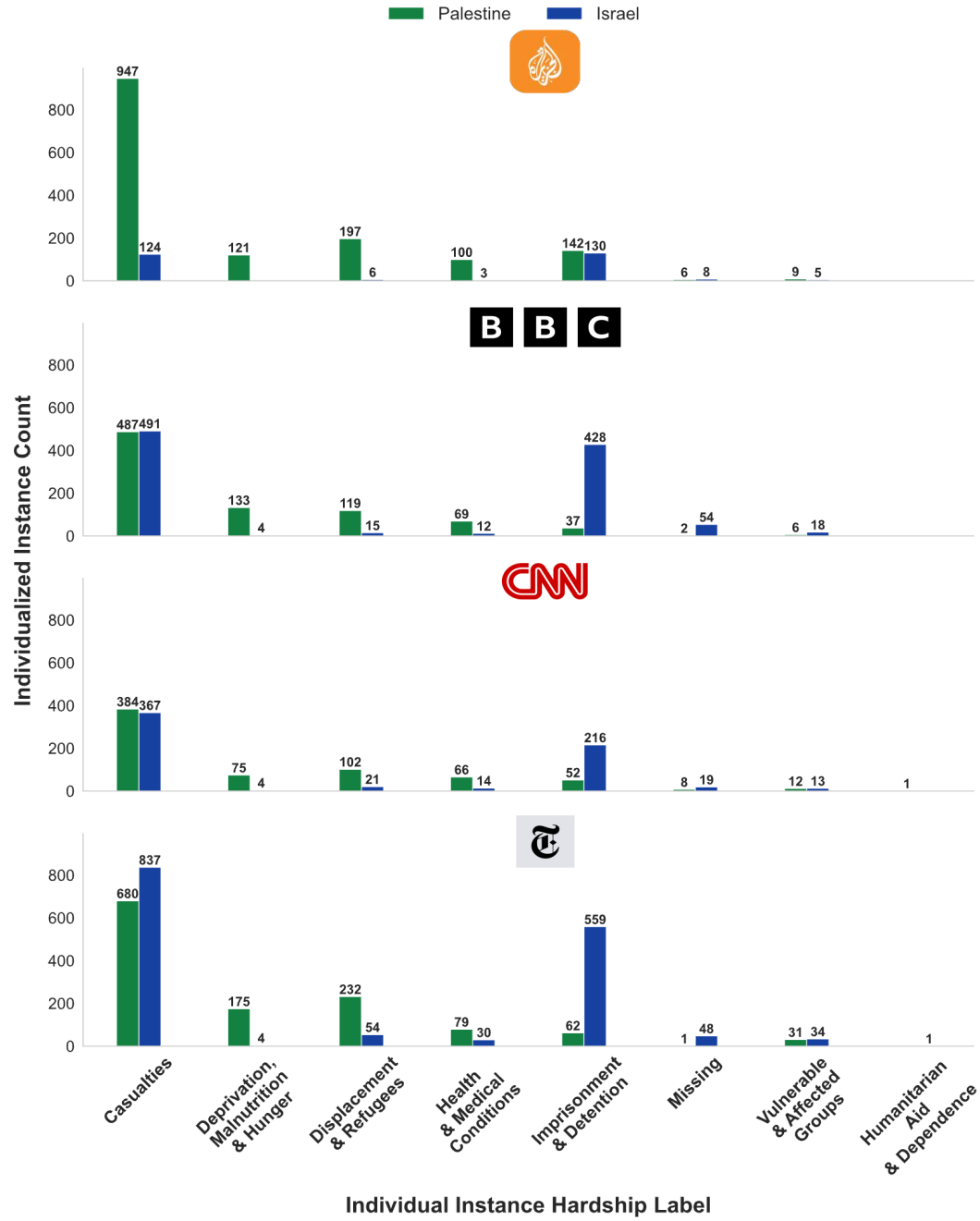
Media Coverage of War Victims: Journalistic Biases in
Reporting on Israel and Gaza

Bedoor AlShebli^{1*}, Bruno Gabriel Salvador Casara², and Anne
Maass^{2*}

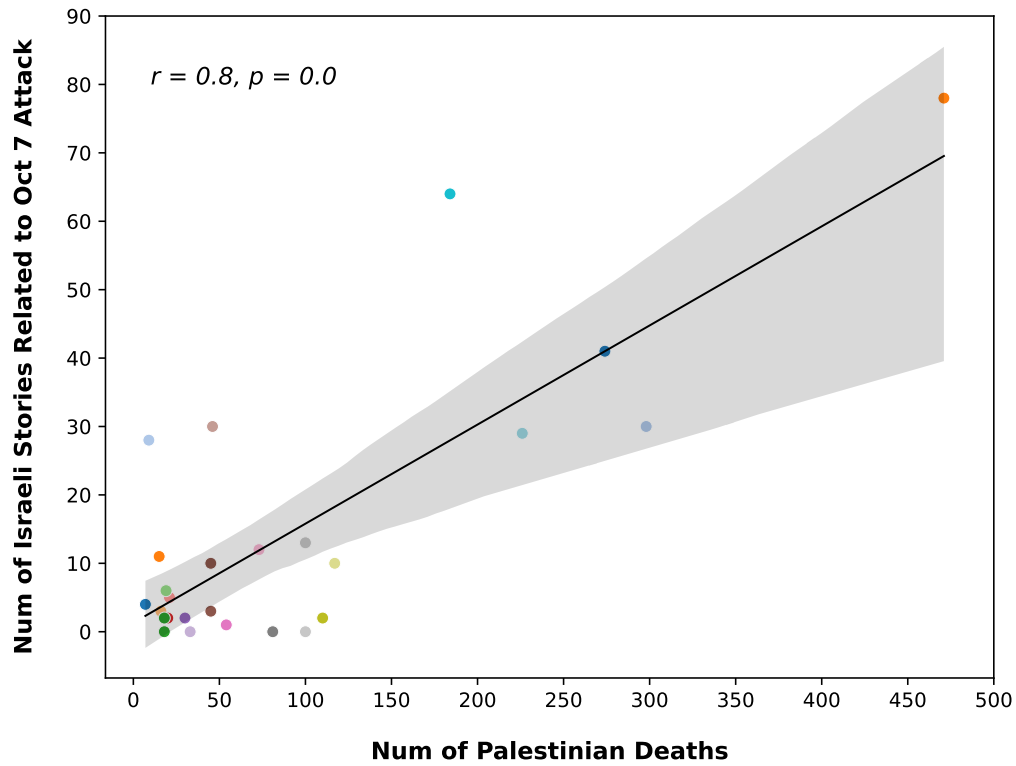
¹Social Science Division, New York University Abu Dhabi, UAE

²Psychology, Science Division, New York University Abu Dhabi, UAE

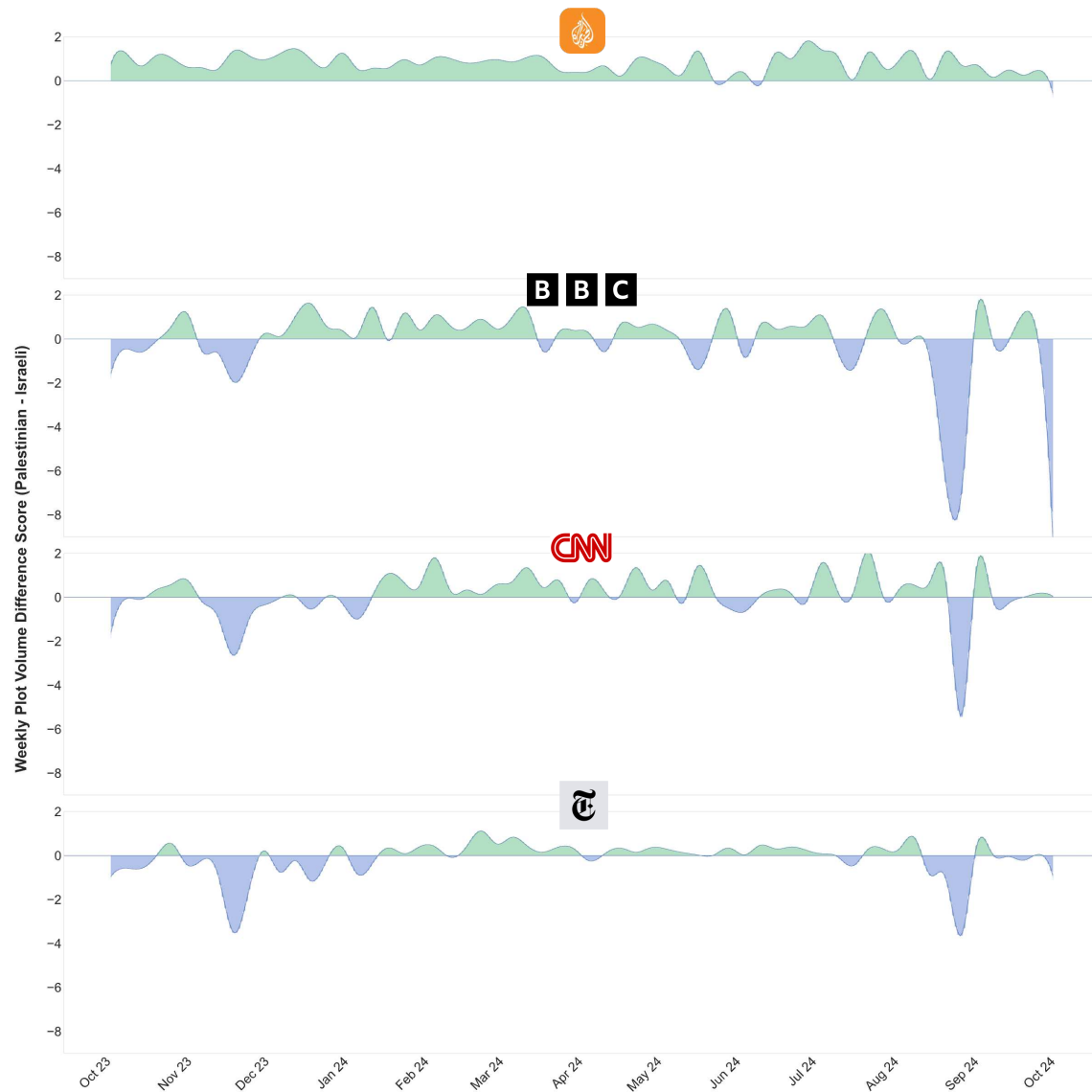
*Corresponding author e-mails: bedoor@nyu.edu, anne.maass@nyu.edu



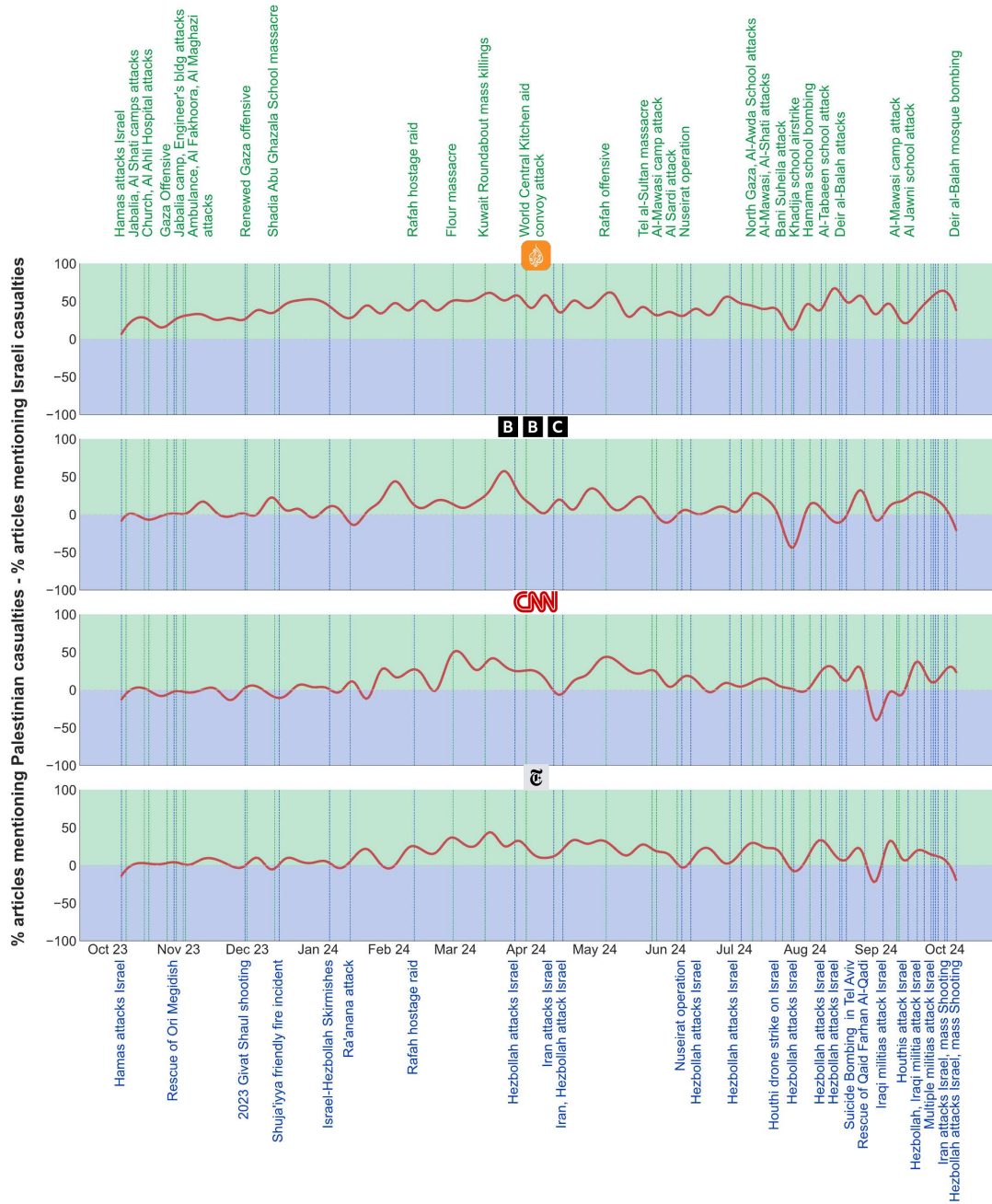
SupplementaryFigure 1: **Individualized instance counts by hardship category.** Bar plots show, for each media source, the total number of individualized story mentions, grouped by the most severe hardship detected within each instance.



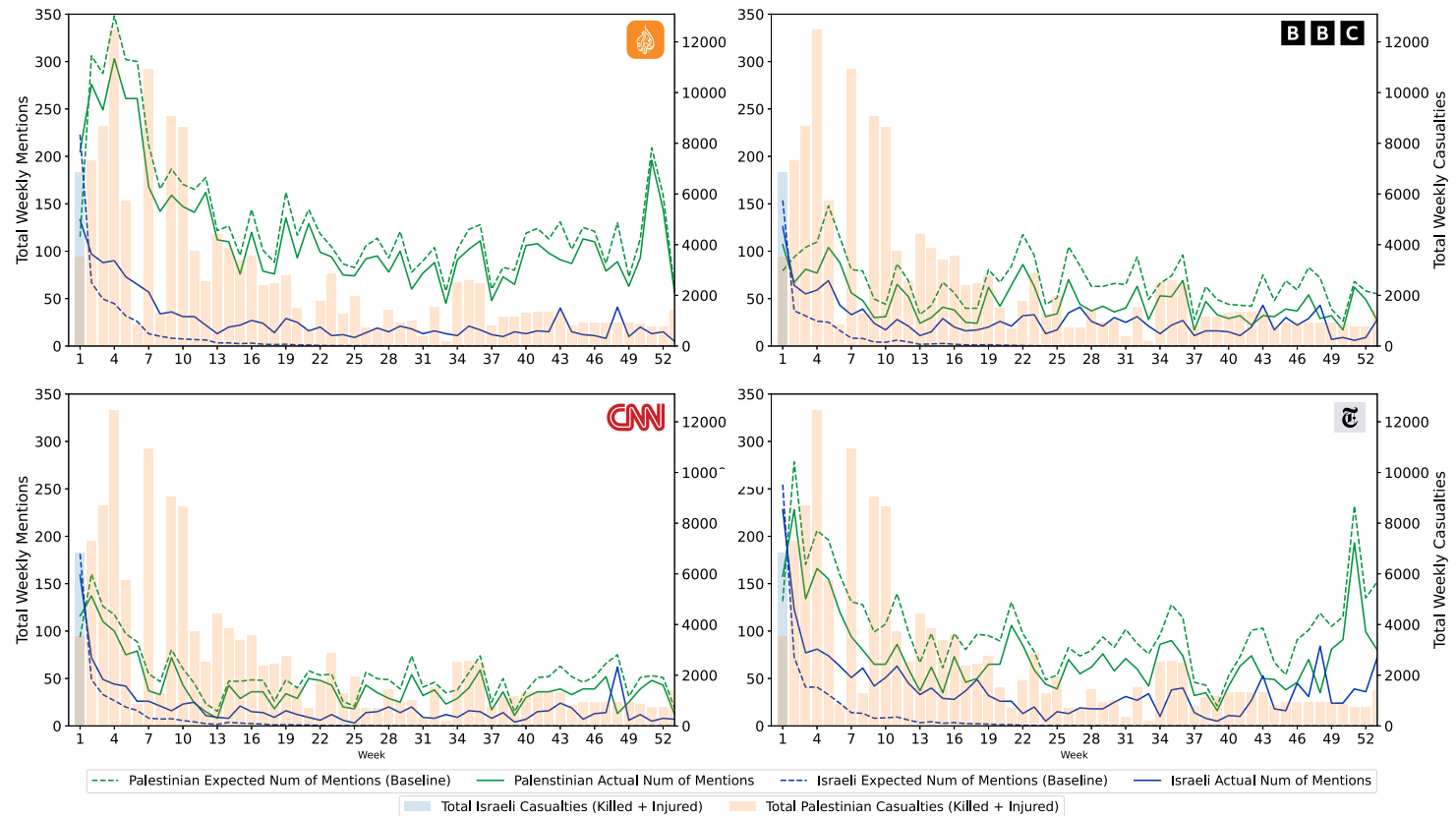
SupplementaryFigure 2: **Correlation between Palestinian civilian deaths and Israeli story coverage.** Shown is the relationship between daily Palestinian civilian deaths and the number of October 7–related Israeli stories published on the same or following day. Each point corresponds to a day with high Palestinian casualties.



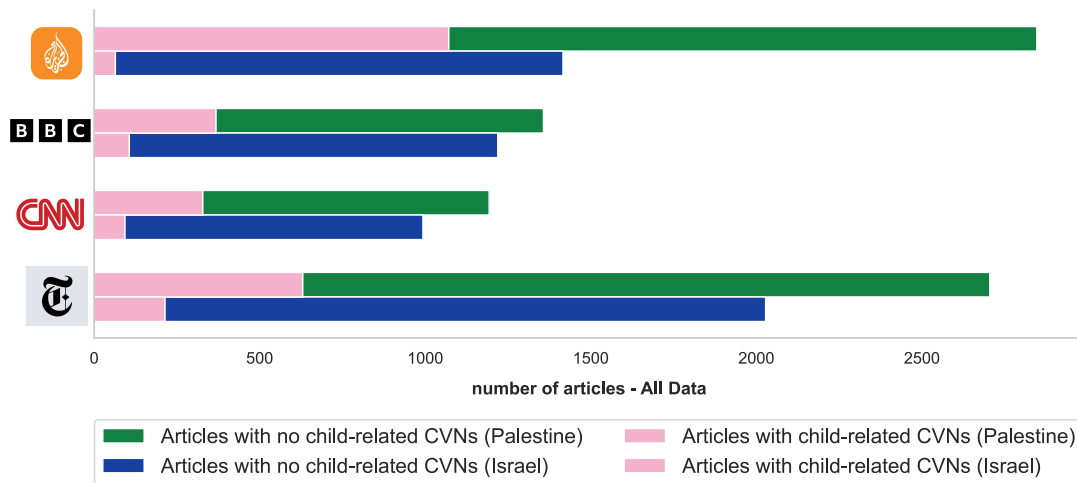
SupplementaryFigure 3: **Plot Volume difference score across all media sources.** Line plots show the difference in weekly average Plot Volume scores between the Palestinian and Israeli stories for all media sources over the first 12 months of the conflict.



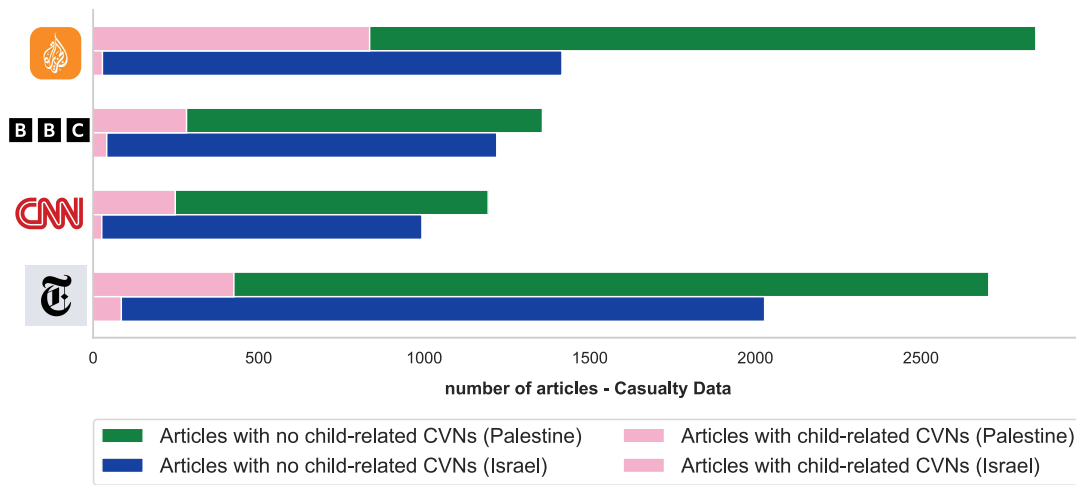
SupplementaryFigure 4: **Disparity in casualty reporting across media sources.** Line plots show the percentage difference in articles referencing Palestinian and Israeli casualties over the first 12 months, with major events impacting each side marked in green (Palestinian) and blue (Israeli).



SupplementaryFigure 5: **Baseline comparison of the expected versus actual number of casualty-related CVN mentions for each news outlet over time.** The graph illustrates the percentage difference between the expected (baseline) and actual mentions for Palestinians and Israelis in each outlet.



SupplementaryFigure 6: **Proportion of Articles Reporting Child-Related CVNs by Side and Media Source.** Share of articles containing at least one child-related CVN compared to articles with no mention of child-related CVNs, categorized by side (Palestine and Israel) across four media sources. The bars represent the proportion of articles within each category for each media source, highlighting differences in reporting on child-related CVNs for both sides.



SupplementaryFigure 7: **Proportion of Articles Reporting Child-Related CVNs by Side and Media Source for Casualties-related CVNs only.** Share of articles containing at least one child-related CVN compared to articles with no mention of child-related CVNs, categorized by side (Palestine and Israel) across four media sources. The bars represent the proportion of articles within each category for each media source, highlighting differences in reporting on child-related CVNs for both sides.

SupplementaryTable 1: **Major Events Impacting Palestinian Civilians.** This table provides a comprehensive list of significant events during the first year of the conflict where Palestinian civilians were harmed by military operations, detailing the date and a brief description of each event. The table represents a compilation of the *Non-Battles Attacks* [1] and the *Massacres in Palestine* [2] lists, into a single comprehensive representation.

Date	Event
7-Oct-23	Hamas attacks Israel
9-Oct-23	Jabalia camp market airstrike
9-Oct-23	Al-Shati refugee camp airstrike
17-Oct-23	Al-Ahli Arab Hospital explosion
19-Oct-23	Church of Saint Porphyrius airstrike
27-Oct-23	Gaza Offensive
31-Oct-23	Jabalia refugee camp airstrike
31-Oct-23	Engineer's Building airstrike
3-Nov-23	Al-Shifa ambulance airstrike
4-Nov-23	Al-Fakhoura school airstrike
4-Nov-23	Al-Maghazi camp airstrike
1-Dec-23	Renewed Gaza offensive
13-Dec-23	Shadia Abu Ghazala School massacre
12-Feb-24	Rafah hostage raid
29-Feb-24	Flour massacre
14-Mar-24	Kuwait Roundabout mass killings
1-Apr-24	World Central Kitchen aid convoy attack
6-May-24	Rafah offensive
26-May-24	Tel al-Sultan massacre
28-May-24	Al-Mawasi refugee camp attack
6-Jun-24	Al-Sardi school attack
8-Jun-24	Nuseirat operation (Hostage release massacre)
9-Jul-24	Attacks over North Gaza
9-Jul-24	Al-Awda School massacre
13-Jul-24	Al-Mawasi airstrikes
13-Jul-24	Al-Shati attack
22-Jul-24	Bani Suheila attack
26-Jul-24	Khadija school airstrike
3-Aug-24	Hamama school bombing
10-Aug-24	Al-Tabaen school attack
17-Aug-24	August 2024 Deir al-Balah attacks
10-Sep-24	Al-Mawasi refugee camp attack
11-Sep-24	Al-Jawni school attack
6-Oct-24	Deir al-Balah mosque bombing

Note: In addition to the 2 lists used to compile the table, we added 3 critical events that reflect days of major military offensives conducted in Gaza that resulted in dozens of civilian casualties. First, the Gaza Offensive event on 27 October 2023 - the day the military started its ground operations on the enclave. Second, the Renewal of the Gaza Offensive event on 1 December 2023 - the day the military resumed its offensive after the breakdown of the first truce. Third, the Rafah Offensive event on 6 May 2024 - the day the military started its operations against Rafah city in the south of Gaza, where much of the population have sought refugee in.

SupplementaryTable 2: **Major Events Impacting Israeli Civilians.** This table provides a comprehensive list of significant events when Israeli civilians were affected, detailing the date, and a brief description of each event.

Date	Event
7-Oct-23	Hamas attacks Israel
30-Oct-23	Rescue of Ori Megidish
30-Nov-23	2023 Givat Shaul shooting
15-Dec-23	Shuja'iyya friendly fire incident
6-Jan-24	Israel-Hezbollah Skirmishes
15-Jan-24	2024 Ra'anana attack (vehicle ramming and stabbing event)
12-Feb-24	Rafah hostage raid
27-Mar-24	Hezbollah attacks Israel
13-Apr-24	Iran attacks Israel
17-Apr-24	Hezbollah attacks Israel
8-Jun-24	Nuseirat operation (Hostage release massacre)
12-Jun-24	Hezbollah attacks Israel
29-Jun-24	Hezbollah attacks Israel
4-Jul-24	Hezbollah attacks Israel
19-Jul-24	Houthi drone strike on Israel
27-Jul-24	Hezbollah attacks Israel
8-Aug-24	Hezbollah, Israel Exchange fire
16-Aug-24	Hezbollah attacks Israel
17-Aug-24	Hezbollah attacks Israel
19-Aug-24	Suicide Bombing in Tel Aviv
27-Aug-24	Rescue of Qaid Farhan Al-Qadi
4-Sep-24	Iraqi militias attack Israel
15-Sep-24	Houthis attack Israel
19-Sep-24	Hezbollah attacks Israel
22-Sep-24	Hezbollah, Iraqi militia attack Israel
25-Sep-24	Hezbollah, Iraqi militia attack Israel
26-Sep-24	Hezbollah attacks Israel
27-Sep-24	Multiple militias attack Israel
28-Sep-24	Hezbollah, Houthis attack Israel
1-Oct-24	Iran attacks Israel
1-Oct-24	Israel - Mass shooting
2-Oct-24	Hezbollah attacks Israel
6-Oct-24	Israel - Mass shooting

Note: We could not find a single comprehensive list of events affecting Israeli citizens. The few sources we found had short lists which overlooked many significant incidents. As such, we decided to compile our own list by reviewing the conflict events day by day, consulting official news reports, and selecting - as much as possible - those events that significantly impacted Israeli civilians.

SupplementaryTable 3: **Count of Individualized and Grouped Instances.** This table provides the instance counts obtained using the LLM and the prompts in Supplementary Note 1 and the Individual to Group count ratios per side per each media source.

Source	Side	Individual	Group	Individual to Group Ratio
AJE	Palestine	1540	17773	0.09
	Israel	299	4257	0.07
BBC	Palestine	863	7414	0.12
	Israel	1042	5118	0.20
CNN	Palestine	718	8075	0.09
	Israel	669	5178	0.13
NYT	Palestine	1291	16413	0.08
	Israel	1628	10488	0.16

SupplementaryTable 4: **Count of Western Media’s Individualized Hardship-related Stories per Side per Source for four major events.** This table provides the count of stories published by the Western media outlets (BBC, CNN and NYT) for major events witnessing a large number of Palestinian casualties. The counts reflect the number of stories published on the day of the event as well as the day after. Israeli counts represent stories related to the October 7 attacks.

		BBC		CNN		NYT	
Event	Date	Pal	Isr	Pal	Isr	Pal	Isr
Dates with Palestinian only major event:							
Renewed Gaza Offensive	01 Dec 2023	6	19	5	21	6	24
Flour massacre	29 Feb 2024	3	1	2	7	11	2
Al-Mawasi refugee camp attack	10 Sep 2024	3	0	8	0	7	5
Dates with both Palestinian and Israeli major events:							
Al-Thalatheni Street Strike	15 Jan 2024	2	13	4	10	0	12
Nuseirat operation	08 Jun 2024	4	8	3	13	12	19
Al Safad School Attack	01 Sep 2024	4	86	0	38	1	57

SupplementaryTable 5: **Child-related Individualized Stories.** (a) Counts and percentages of individualized child references compared to total number of individualized stories across the four media outlets, compared with the actual proportion of children killed on each side. (b) Distribution of individualized child stories by side within each media outlet, compared with the distribution of child deaths.

(a)

Source	Side	Individualized Stories			Deaths in 1 st Year		
		Child-related	Total	% Child-related	Children	Total	% Children
AJE	Palestine	784	1540	51%	14000	42000	34%
	Israel	80	299	27%	38	1400	3%
	Both	864	1839	47%	14038	43400	32%
BBC	Palestine	474	863	55%	14000	42000	34%
	Israel	380	1042	36%	38	1400	3%
	Both	854	1905	45%	14038	43400	32%
CNN	Palestine	403	718	56%	14000	42000	34%
	Israel	297	669	44%	38	1400	3%
	Both	700	1387	50%	14038	43400	32%
NYT	Palestine	630	1291	49%	14000	42000	34%
	Israel	654	1628	40%	38	1400	3%
	Both	1284	2919	44%	14038	43400	32%

(b)

Source	Side	Child-related Individualized Stories		Children Deaths in 1 st Year	
		Count	Percent	Count	Percent
AJE	Palestine	784	91%	14000	>99.7%
	Israel	80	9%	38	<0.3%
BBC	Palestine	474	56%	14000	>99.7%
	Israel	380	44%	38	<0.3%
CNN	Palestine	403	57%	14000	>99.7%
	Israel	297	43%	38	<0.3%
NYT	Palestine	630	49%	14000	>99.7%
	Israel	654	51%	38	<0.3%

SupplementaryTable 6: **Distribution of Civilian Victim Numbers (CVNs) by Type for Palestine and Israel across the four Media Outlets.** This table presents the distribution of CVNs reported by AJE, BBC, CNN, and NYT, separated by victim types for Palestine and Israel. Although presented sequentially by source, the table allows for direct comparison of coverage patterns across outlets and sides.

Source	Side	Label	Number of Mentions	Percent
AJE	Palestine	Casualties	6346	61.1
		Displacement and Refugees	1370	13.2
		Vulnerable and Affected Groups	1182	11.4
		Other	631	6.1
		Imprisonment and Detention	439	4.2
		Health and Medical Conditions	203	2.0
		Deprivation, Malnutrition and Hunger	119	1.1
		Humanitarian Aid and Dependence	51	0.5
		Missing and Non-Casualty Victims	41	0.4
	Israel	Casualties	1452	53.1
		Imprisonment and Detention	945	34.6
		Other	205	7.5
		Vulnerable and Affected Groups	57	2.1
		Displacement and Refugees	41	1.5
		Missing and Non-Casualty Victims	29	1.1
		Health and Medical Conditions	5	0.2
BBC	Palestine	Casualties	2497	58.8
		Displacement and Refugees	636	15.0
		Vulnerable and Affected Groups	460	10.8
		Other	274	6.5
		Imprisonment and Detention	200	4.7
		Health and Medical Conditions	108	2.5
		Deprivation, Malnutrition and Hunger	33	0.8
		Humanitarian Aid and Dependence	26	0.6
		Missing and Non-Casualty Victims	10	0.2
	Israel	Casualties	1472	46.3
		Imprisonment and Detention	1299	40.9
		Other	200	6.3
		Vulnerable and Affected Groups	93	2.9
		Displacement and Refugees	58	1.8
		Missing and Non-Casualty Victims	50	1.6
		Health and Medical Conditions	5	0.2

Continued on next page

CNN	Palestine	Casualties	2219	54.7
		Vulnerable and Affected Groups	593	14.6
		Displacement and Refugees	580	14.3
		Other	325	8.0
		Imprisonment and Detention	175	4.3
		Health and Medical Conditions	84	2.1
		Deprivation, Malnutrition and Hunger	40	1.0
		Humanitarian Aid and Dependence	34	0.8
		Missing and Non-Casualty Victims	6	0.1
	Israel	Casualties	1053	42.0
		Imprisonment and Detention	1008	40.2
		Other	220	8.8
		Vulnerable and Affected Groups	91	3.6
		Missing and Non-Casualty Victims	89	3.5
		Displacement and Refugees	43	1.7
		Health and Medical Conditions	4	0.2
		Deprivation, Malnutrition and Hunger	2	0.1
NYT	Palestine	Casualties	4048	51.3
		Displacement and Refugees	1290	16.4
		Vulnerable and Affected Groups	1068	13.5
		Other	772	9.8
		Imprisonment and Detention	386	4.9
		Health and Medical Conditions	166	2.1
		Humanitarian Aid and Dependence	81	1.0
		Deprivation, Malnutrition and Hunger	67	0.8
		Missing and Non-Casualty Victims	8	0.1
	Israel	Casualties	2113	44.5
		Imprisonment and Detention	1572	33.1
		Other	485	10.2
		Vulnerable and Affected Groups	239	5.0
		Displacement and Refugees	195	4.1
		Missing and Non-Casualty Victims	132	2.8
		Health and Medical Conditions	9	0.2

SupplementaryTable 7: **Most commonly used source citation phrases when reporting CVNs about Israel**

Style	Phrases
Israeli officials say	“Israeli officials say” “Israeli official told” “Israeli authorities say” “Israeli government says” “Israeli government announced” “officials said” “Authorities said” “Emergency responders said” “according to Israeli officials” “Israel says” “Israel believes”
the Israeli military says	“the IDF says” “Israel Defense Forces said” “an IDF spokesperson said” “Israeli military says” “according to Israeli military”
American officials say	“American officials said” “U.S. officials said” “President Biden said”
Hamas says	“Hamas says” “Hamas claims”

SupplementaryTable 8: **Most commonly used source citation phrases when reporting CVNs about Palestine**

Style	Phrases
Palestinian Health Ministry says	“The Palestinian Health Ministry in Gaza said” “Gaza’s Health Ministry said”
Medical / Health officials say	“health officials say” “health officials in Gaza said” “medical sources said” “medics reported”
Palestinian authorities say	“Palestinian authorities say” “Palestinian officials say” “authorities in Gaza said” “authorities reporting” “local officials say” “local authorities say”
Aid agencies / NGO says	“aid workers say” “The United Nations said” “The U.N. humanitarian agency said” “UNRWA said” “According to UNRWA” “the U.N. said on Monday” “Human Rights Watch said” Mentions of specific NGOs or charities
Hamas says	“Hamas says” “a Hamas spokesman said”
Hezbollah says	“Hezbollah said” “Hezbollah confirmed”
Israeli officials say	“Israeli officials said” “the Israeli military said”
Other	“Rights groups say” “media networks say” “press freedom monitors have said”

SupplementaryTable 9: **Percentage of CVNs Reported with References Across Media Sources and Sides**

Media source	Side	# of CVNs with a Reference	Total # of CVNs	Percentage	Ratio
AJE	Palestine	2,549	8,436	30.0%	0.9
	Israel	583	2,152	27.0%	
BBC	Palestine	1,829	3,616	50.6%	3.0
	Israel	382	2262	16.9%	
CNN	Palestine	1,681	3,356	50.1%	1.9
	Israel	509	1,921	26.5%	
NYT	Palestine	2,873	6,752	42.6%	1.6
	Israel	1,035	3,920	26.4%	

SupplementaryTable 10: **Final List of Doubt-Casting Phrases and Their Categories.** This table presents the finalized list of doubt-casting phrases identified in the analysis, grouped by their respective categories. While the phrases listed here primarily concern the Palestinian side, our initial framework assumed that doubt-casting could occur toward both Palestinian and Israeli accounts. The asymmetry in the final list reflects what emerged empirically from the data rather than an a priori focus on one side.

Doubt-Casting Phrase	Category
Hamas government	Source Doubting
Hamas-run territory	Source Doubting
Hamas-led authorities	Source Doubting
Hamas authorities	Source Doubting
controlled by Hamas	Source Doubting
Hamas-run health ministry	Source Doubting
Hamas-run Ministry of Health	Source Doubting
Hamas-run Gaza Ministry of Health	Source Doubting
Hamas-run Gaza Health Ministry	Source Doubting
Hamas-run Palestinian territory	Source Doubting
Hamas-controlled Gaza Strip	Source Doubting
Hamas-controlled government	Source Doubting
Hamas-controlled health authorities	Source Doubting
sources in Hamas-run Gaza	Source Doubting
sources in the Hamas-controlled enclave	Source Doubting
which is controlled by Hamas	Source Doubting
drawing from sources in Hamas-controlled Gaza	Source Doubting
according to officials in the Hamas-run territory	Source Doubting
according to health officials in Hamas-controlled Gaza	Source Doubting
which is part of the political arm of Hamas	Source Doubting
an organization controlled by Hamas	Source Doubting
reportedly	Uncertainty in Numbers
was reported to have	Uncertainty in Numbers
claims	Uncertainty in Numbers

SupplementaryTable 11: **Breakdown of Doubt-Casting Phrases in Casualty-Reporting Sentences in AJE** This table presents the total frequency of each doubt-casting phrase identified in AJE’s casualty-reporting sentences. It also shows how these frequencies are distributed across Palestinian and Israeli CVN mentions, providing insights into the framing dynamics for each side within AJE’s reporting.

Doubt-casting phrases	Al Jazeera English (Total of 10,601 CVNs)		
	Total mentions that include the phrase	Mentions referencing Palestinian victims	Mentions referencing Israeli victims
Hamas government	1	1	0
Hamas-run territory	2	2	0
Hamas-led authorities	0	0	0
Hamas authorities	2	2	0
controlled by Hamas	1	1	0
Hamas-run health ministry	4	4	0
Hamas-run Ministry of Health	3	3	0
Hamas-run Gaza Ministry of Health	0	0	0
Hamas-run Gaza Health Ministry	0	0	0
Hamas-run Palestinian territory	1	1	0
Hamas-controlled Gaza Strip	0	0	0
Hamas-controlled government	1	1	0
Hamas-controlled health authorities	0	0	0
sources in Hamas-run Gaza	0	0	0
sources in the Hamas-controlled enclave	0	0	0
which is controlled by Hamas	0	0	0
drawing from sources in Hamas-controlled Gaza	0	0	0
according to officials in the Hamas-run territory	0	0	0
according to health officials in Hamas-controlled Gaza	0	0	0
which is part of the political arm of Hamas	0	0	0
an organization controlled by Hamas	0	0	0
reportedly	44	32	12
was reported to have	0	0	0
claims	13	6	7
Total	72	53	19

SupplementaryTable 12: **Breakdown of Doubt-Casting Phrases in Casualty-Reporting Sentences in BBC** This table presents the total frequency of each doubt-casting phrase identified in BBC’s casualty-reporting sentences. It also shows how these frequencies are distributed across Palestinian and Israeli CVN mentions, providing insights into the framing dynamics for each side within BBC’s reporting.

Doubt-casting phrases	BBC (Total of 5,898 CVNs)		
	Total mentions that include the phrase	Mentions referencing Palestinian victims	Mentions referencing Israeli victims
Hamas government	5	5	0
Hamas-run territory	3	3	0
Hamas-led authorities	0	0	0
Hamas authorities	1	1	0
controlled by Hamas	2	2	0
Hamas-run health ministry	799	799	0
Hamas-run Ministry of Health	3	3	0
Hamas-run Gaza Ministry of Health	0	0	0
Hamas-run Gaza Health Ministry	4	4	0
Hamas-run Palestinian territory	2	2	0
Hamas-controlled Gaza Strip	0	0	0
Hamas-controlled government	0	0	0
Hamas-controlled health authorities	0	0	0
sources in Hamas-run Gaza	0	0	0
sources in the Hamas-controlled enclave	0	0	0
which is controlled by Hamas	2	2	0
drawing from sources in Hamas-controlled Gaza	0	0	0
according to officials in the Hamas-run territory	1	1	0
according to health officials in Hamas-controlled Gaza	0	0	0
which is part of the political arm of Hamas	0	0	0
an organization controlled by Hamas	0	0	0
reportedly	88	72	16
was reported to have	0	0	0
claims	5	5	0
Total	915	899	16

SupplementaryTable 13: **Breakdown of Doubt-Casting Phrases in Casualty-Reporting Sentences in CNN** This table presents the total frequency of each doubt-casting phrase identified in CNN’s casualty-reporting sentences. It also shows how these frequencies are distributed across Palestinian and Israeli CVN mentions, providing insights into the framing dynamics for each side within CNN’s reporting.

Doubt-casting phrases	CNN (Total of 6,569 CVNs)		
	Total mentions that include the phrase	Mentions referencing Palestinian victims	Mentions referencing Israeli victims
Hamas government	1	1	0
Hamas-run territory	0	0	0
Hamas-led authorities	0	0	0
Hamas authorities	2	2	0
controlled by Hamas	8	8	0
Hamas-run health ministry	18	18	0
Hamas-run Ministry of Health	32	32	0
Hamas-run Gaza Ministry of Health	4	4	0
Hamas-run Gaza Health Ministry	3	3	0
Hamas-run Palestinian territory	0	0	0
Hamas-controlled Gaza Strip	2	2	0
Hamas-controlled government	2	2	0
Hamas-controlled health authorities	5	5	0
sources in Hamas-run Gaza	5	5	0
sources in the Hamas-controlled enclave	35	35	0
which is controlled by Hamas	6	6	0
drawing from sources in Hamas-controlled Gaza	2	2	0
according to officials in the Hamas-run territory	0	0	0
according to health officials in Hamas-controlled Gaza	0	0	0
which is part of the political arm of Hamas	0	0	0
an organization controlled by Hamas	1	1	0
reportedly	9	8	1
was reported to have	0	0	0
claims	10	9	1
Total	145	143	2

SupplementaryTable 14: **Breakdown of Doubt-Casting Phrases in Casualty-Reporting Sentences in NYT** This table presents the total frequency of each doubt-casting phrase identified in NYT’s casualty-reporting sentences. It also shows how these frequencies are distributed across Palestinian and Israeli CVN mentions, providing insights into the framing dynamics for each side within NYT’s reporting.

Doubt-casting phrases	The New York Times (Total of 10,728 numerical CVNs)		
	Total mentions that include the phrase	Mentions referencing Palestinian victims	Mentions referencing Israeli victims
Hamas government	5	5	0
Hamas-run territory	6	6	0
Hamas-led authorities	1	1	0
Hamas authorities	1	1	0
controlled by Hamas	12	12	0
Hamas-run health ministry	32	32	0
Hamas-run Ministry of Health	5	5	0
Hamas-run Gaza Ministry of Health	1	1	0
Hamas-run Gaza Health Ministry	12	12	0
Hamas-run Palestinian territory	0	0	0
Hamas-controlled Gaza Strip	0	0	0
Hamas-controlled government	3	3	0
Hamas-controlled health authorities	0	0	0
sources in Hamas-run Gaza	0	0	0
sources in the Hamas-controlled enclave	0	0	0
which is controlled by Hamas	12	12	0
drawing from sources in Hamas-controlled Gaza	0	0	0
according to officials in the Hamas-run territory	1	1	0
according to health officials in Hamas-controlled Gaza	1	1	0
which is part of the political arm of Hamas	1	1	0
an organization controlled by Hamas	0	0	0
reportedly	22	21	1
was reported to have	1	1	0
claims	15	12	3
Total	131	127	4

Supplementary Table 15: **Child-related Mentions in Media Coverage of Palestine and Israel: Counts and Percentages Across Four Outlets (with baseline reference)**. Counts and percentages of articles with Child-related CVNs for Palestine and Israel across four media sources. The table presents the number of articles mentioning numbers of children, the total number of articles, and the corresponding percentage for each side (Palestine and Israel) in AJE, BBC, CNN, and NYT. The rightmost column provides a baseline reference: the approximate share of children among civilian casualties for each side.

Media source	Side	Articles with Casualty-related Child CVNs	Articles with Child CVNs	Articles with CVNs	Percent Casualty-related Child CVNs	Percent Child CVNs	Baseline: children among civilian casualties (reference)
AJE	Palestine	835	1,071	2,847	29.3%	37.6%	$\approx 40\text{--}44\%$
	Israel	28	64	1,416	2.0%	4.5%	$\approx 5\%$ (civ.)
BBC	Palestine	282	368	1,357	20.8%	27.1%	$\approx 40\text{--}44\%$
	Israel	41	106	1,219	3.4%	8.7%	$\approx 5\%$ (civ.)
CNN	Palestine	248	328	1,193	20.8%	27.5%	$\approx 40\text{--}44\%$
	Israel	26	93	993	2.6%	9.4%	$\approx 5\%$ (civ.)
NYT	Palestine	425	630	2,705	15.7%	23.3%	$\approx 40\text{--}44\%$
	Israel	85	214	2,028	4.2%	10.6%	$\approx 5\%$ (civ.)

Note. Baseline provides context for interpreting media shares. For **Israel**, children were $\approx 5\%$ of *civilian* deaths on Oct. 7 (and $\approx 3\%$ of all deaths including soldiers). For **Palestine**, children comprise $\approx 40\text{--}44\%$ of *civilian* deaths over the first year (Oct. 7, 2023–Oct. 7, 2024).

Supplementary Note 1 Extracting, Labeling, and Validating Instances for the Individualized vs. Category-Based Reporting Analysis

In this analysis, we classified how articles report instances of civilian hardships, distinguishing between two styles:

1. **Individualization:** The report focuses on the hardship of a *single* identified person, family, or couple. The individual(s) may be identified by details such as name, age, role, or family background. The key feature is that the person is clearly singled out, and their hardship is highlighted in a way that invites reader sympathy. For convenience, we refer to these as “individualized instances” or “stories”.
2. **Grouping:** The report describes the hardship of *multiple* individuals collectively, without singling out any one person. The focus is on the group as a whole, rather than on an individual’s experience. We refer to these as “grouped instances” or “grouped mentions.”

To conduct this analysis, we followed a two-step process using two distinct LLM prompts:

Step 1: Prompt 1

First, we extracted all instances of civilian hardships from the media articles. Prompt 1, instructed the LLM to identify both individualized and grouped instances within an article, regardless of how many appeared. The model was also tasked with recording:

- the human entity experiencing the hardship (individual or group),
- the location of the hardship,
- the side of the entity,
- whether the entity was a civilian,
- whether they were the primary figure (for individualized instances) or quoted (for grouped instances), and

- the exact phrases in which the instance appeared.

After the collection of the data in step 1, the data was carefully filtered to extract individualized stories. These were defined as instances where the human entity was an individual associated with either Palestine or Israel, and where the hardship occurred in Gaza or Israel. Only unique entities within each article were retained, resulting in 10,747 instances distributed as follows: 3,638 and 4,412 primary instances for Israel and Palestine, respectively, and 1,120 and 1,577 secondary instances for Israel and Palestine, respectively. In our analysis, we focused on instances where the entity was the primary figure, as secondary instances were considered stories branching from those of a primary one. This decision was supported by the observation that the secondary-to-primary instance ratios were nearly identical (0.31 for Israel and 0.36 for Palestine) indicating comparable representation of both instance types across sides. To compare the two proportions (0.31 vs. 0.36), we calculated Cohen’s h (Cohen, 1988) effect size to be 0.11, which according to Cohen’s benchmarks (0.20 = small, 0.50 = medium, 0.80 = large) indicates that the difference between the proportions is negligible, with secondary instances making only a minimal contribution relative to primary ones.

Step 2: Prompt 2

Next, we analyzed the extracted individualized stories in greater detail. The goal was twofold: (1) to identify the most significant hardship described, and (2) to determine whether it was directly related to the October 7 attack or hostages. Prompt 2 took as input the phrases containing the story, the name or identifier of the main individual, and the full article. The LLM then:

1. Located all sentences in the article where the individual or their hardship was mentioned (since a single story could span multiple, non-consecutive sentences).
2. Assigned a single hardship label from the following controlled set: “*Casualties*”, “*Displacement and Refugees*”, “*Imprisonment and Detention*”, “*Health and Medical Conditions*”, “*Deprivation, Malnutrition and Hunger*”, “*Humanitarian Aid and Dependence*”, “*Missing*”, “*Vulnerable and Affected Groups*”, or “*Other Hardship*.”
3. Indicated whether the hardship was directly connected to the October 7 attack or hostages.

Finally, given the prominence of reported child casualties in this context, we conducted a third analysis (Prompt 3) to determine whether an individualized story or grouped instance mentioned children. Prompt 3 instructed the LLM to review the entity name/identifier, the instance phrase, and the full article, and to return whether the instance contained a reference to a child (e.g., “her child,” “many children,” “9-year-old Sarah”). This analysis used the UN definition of a child, i.e. a person below the age of 18, unless relevant laws recognize an earlier age of majority [3], to ensure accuracy.

Below, we present the full text of each prompt along with examples of the input provided and the corresponding output returned by the LLM.

Prompt 1: Extracting Individualized and Grouped Instances

Role and Objective

- You are a helpful autonomous extraction agent with expertise in Psychology and Advanced Textual Analysis.
- Your objective is to thoroughly analyze a user-provided news article and extract all occurrences of the “Individualized” and “Grouped” instances.
- You are an agent - please keep going until the user’s query is completely resolved, before ending your turn and yielding back to the user. Only terminate your turn when you are confident that ****all valid instances**** have been correctly identified. You do not stop after providing only a few examples and you pay particular attention to extracting instances from long sentences.
- You must strictly follow the specific set of instructions defined below.
- Your responses are only in JSON.

Instructions

Use the criteria below to identify both the individualized and grouped instances.

- An instance is a description of an Entity experiencing Hardship.
- In case of an Individualized instance, the Entity is a singled-out Individual which may be a single person or a single family or a single couple only. Example: “Tom”, “a mother”, “a child”, “a boy”, “a family”, “a couple”, “a refugee”, “a hostage”, “a man”, “a soldier”, “an NGO operator”, “a volunteer”, or “an Israeli”.
- In case of a Grouped instance, the Entity is a Group where a Group refers to multiple individuals described collectively, referred to as one collective unit without singling out any person by name or treating them as distinct individuals, where their shared role, status or condition is emphasized. Example: mothers, children, boys, families (plural), couples (plural), refugees, hostages, victims, men, Jews, Muslims, Palestinians, Israelis, civilians, captives, people, injured, senior officers, aid workers, rescue teams, soldiers, NGO operators, volunteers, wounded... etc. A Group may be combined with Numbers to indicate a definite, exact quantity, such as: “Ten children”, “1500 men”, “3,400 people”, or with Quantifiers to indicate an indefinite or approximate quantity, such as “several men”, “many Israelis”, “few women”, “all hostages”, or “dozens injured”.
- A Hardship refers to the Entity’s exclusive experience of suffering or difficulty, it reflects a case of severe emotional or physical pain. Example: “Mary was killed in the bombing” or “Ten civilians were killed”. The hardship account must be relevant to the Israel-Palestine conflict. Keep in mind that an account does not have to take place in Palestine or Israel to be considered relevant to the conflict.

Prompt 1: Extracting Individualized and Grouped Instances (continued)

- A hardship, may have the following types:
 - **Emotional (severe)**: such as suffering, struggle, distress, worry or concern about self or close relations only (such as family, friends, loved ones), unease, desperation, sadness, anxiety, loss, grief, anguish, exposure to difficult experiences, severe psychological, deep emotional, traumatic or painful experiences/strain, or feeling overwhelmed by a difficult situation.
 - **War-related**: such as shortages of food, water, fuel, medicine; fear of death or arrest, feeling threatened, exposure to horrible scenes or bloodshed, being unsheltered or exposed to bad weather, trapped in rubble of collapsed building, waiting in lines, feeling an existential threat, sacrificing to help self or others, getting assassinated, being targeted by strikes or tortured.
 - **Physical**: getting killed, injured, wounded, attacked.
- In case of a Grouped instance, the hardship may take any of the following forms:
 - **Generalized Hardship**, this refers to a collective experience of suffering or difficulty that affects the Group, such as “the civilians were traumatized by the attacks”.
 - **Generalized Statistics**, such as “90 women and children were killed in the strike”.
 - **Broad Descriptions of Events**, such as “the civilians are suffering from a widespread famine in the city”.
- A hardship has the following properties:
 - A hardship may be mentioned either explicitly/directly (“citizens were killed”, “Tom was attacked”) or implicitly/indirectly (“citizens were released” implying previous captivity or “David was in tears” implying deep sadness) in the article.
 - A hardship may be Primary such as “David was killed”, or Secondary such as “David’s wife was murdered.”
 - Important - A hardship does not have to be the main focus of the article context. Meaning, it may be mentioned in the background to the sentence’s main message.
- A hardship must reflect a case of severe emotional or physical pain. As such, the following hardship cases do not qualify as valid ones:
 - Worry/concern/emotional distress about those other than self and close relations like family, friends or loved ones.
 - Political or emotional dissatisfaction reactions: they reflect perceptions, frustrations, or unmet expectations, such as: frustration, dismissal of concerns, being dismissed, political pressure, political anxiety, disappointment about anything, being neglected, dismissal of views, or feeling unheard.

Prompt 1: Extracting Individualized and Grouped Instances (continued)

- Potential hardship that did not happen yet, such as “if the authorities cut the power, this will put the civilians at risk”.
- Important: Inflicting harm on others is not a valid hardship, such as a man killing or injuring others must not be considered to be experiencing a hardship, rather, he is inflicting one on others.

Special Notes

- If two or more clearly identified, unconnected individuals are reported to have experienced the same hardship, see example in this case, you should not treat them as a Group since the individuals constituting the group have not been collectively referenced, rather they were individually identified. As such, you should treat them all (example “Mary and Tom”) as a special case of a single individual and return them all as one Individual (Entity) of an Individualized instance.
- Important - In some cases, a Group identifier on its own could imply an implicit hardship, resulting in the Grouped instance being just one word long. Example: just the word “hostages” implies that a group of civilians were taken against their will (the grouped hardship). Similarly, “prisoners”, “the wounded”, “the detained”, “the starving”, “victims” all follow the same logic.
- Analyze image or photo captions as part of the article text.
- Important: An individualized instance may have an unnamed Entity, example: “a 70-year old woman” or “a child”, the most important thing is that the singled out Entity is singular.
- Important! A sentence may contain more than one Grouped instance, example: “They killed 1100 civilians and abducted 300 others”, so here this sentence should yield 2 instances; “killed 1100 civilians” and “abducted 300 others”.
- An article may contain neither Individualized nor Grouped instances at all, so it is fine to report as such provided you read the article carefully to make sure that indeed no instance was missed.
- An article may have a large number of Individualized or Grouped instances, so there is no upper limit on the number of instances to report back. Feel free to report as many instances as needed to cover all of the article’s instances.

Response Fields

- **Type:** Return “Individualized” or “Grouped” based on the type of the detected instance as per the instructions provided above. Important: pay special attention to the criteria outlined above before returning a response.

Prompt 1: Extracting Individualized and Grouped Instances (continued)

- **Entity:** return the instance Entity’s identifier exactly as it appears in the article. The identifier must be explicitly mentioned in the article (“many civilians in Gaza had to go to refugee camps” - in this case, the identifier is “many civilians”) and not inferred from the text (“the refugee camps are full”).
- **Side:** provide an educated best guess regarding the Side to which the Entity supports, belongs to or is sympathetic with based on the article and the extra context provided below. Return only “Palestine”, “Israel”, “Both” or “Other”.
- **Civilian_Status:** Specify if the Entity’s status is “Military”, “Government” (any non-military related government position), or “Civilian” (any other affiliation such as hostage(s), teacher(s), doctor(s), nurse(s), patient(s), settler(s), NGO worker(s), UN worker(s), UN official(s), etc.). Note for the purposes of this analysis, any hostage/captive is considered a “Civilian”, regardless of their pre-abduction role. Important: Any individual or group belonging to Hamas or IDF must not be regarded as a Civilian.
- **Location:** return the physical location where the instance’s hardship is taking place. Return only either “Israel” (this includes cities like Tel Aviv, Ashdod, Haifa), “Gaza”, “West Bank” or “Other” (this includes any other location).
- **Primary:** Return "Yes" if the reported Entity is the main central figure of the instance narrative and the one that is set up as the entry point of the instance’s narrative/story events, otherwise return “No”. Note that the Primary entity’s hardship narrative does not branch from another entity’s narrative. Note: the Primary entity may be experiencing a secondary hardship. See example 9. In the case of a Grouped Prompt, return only “N_A”.
- **Quoted:** In the case of a Grouped Prompt, return “Yes” only if the instance is mentioned within a direct quotation (enclosed in either single or double quotation marks - important: a quotation may include an ellipsis (...)). Otherwise, return “No”. For an Individualized Prompt, always return “N_A”.
- **Phrases:** return the part of the sentence from the article (verbatim) in which the instance’s Entity and the hardship they experienced are both explicitly and clearly mentioned.

JSON Response format:

Your response MUST adhere to the following JSON format:

```
{“instances”:[{“Type”:“...”, “Entity”:“...”, “Side”:“...”, “Civilian_Status”:“...”, “Location”:“...”, “Primary”:“...”, “Quoted”:“...”, “Phrases”:“...”}, {“Type”:“...”, “Entity”:“...”, “Side”:“...”, “Civilian_Status”:“...”, “Location”:“...”, “Primary”:“...”, “Quoted”:“...”, “Phrases”:“...”}...]}
```

If you cannot find any instances within the article to report, return:

```
{“instances”:[{“Type”:“N_A”, “Entity”:“N_A”, “Side”:“N_A”, “Civilian_Status”:“N_A”, “Location”:“N_A”, “Primary”:“N_A”, “Quoted”:“N_A”, “Phrases”:“N_A”} ]}.
```

Example of Sentences with Individualized and Grouped Instances

Example 1: “A man whose sister and two nieces were killed in the Hamas attacks on Israel is campaigning to free his brother-in-law from captivity. Steve Brisley’s sister, Lianne Sharabi, nieces Noiya, 16, Yahel, 13, and their family dog were murdered on 7 October last year, when Hamas launched a series of cross-border attacks from the Gaza Strip on southern Israel.”

Example 2: “Ghada Elnajjar, a Palestinian American who has lost more than 80 members of her extended family to the Israel-Hamas war, which she calls ‘Israel’s ongoing genocide.’ ”

Example 3: “Non-stop Israeli bombardment of the Gaza Strip destroyed residential buildings and killed more than 3,400 Palestinians.”

Example 4: “They have treated more than 400 patients because of the surprise attack by Hamas.”

JSON Output

```
{ { Type: Individualized,
  Entity: Steve Brisley,
  Side: Israel,
  Civilian_Status: Civilian,
  Location: Israel,
  Primary: Yes,
  Quoted: N_A,
  Phrases: A man whose sister and two nieces were killed in
    the Hamas attacks on Israel is campaigning to free his
    brother-in-law from captivity.
},
{ Type: Individualized,
  Entity: Ghada Elnajjar,
  Side: Palestine,
  Civilian_Status: Civilian,
  Location: Other,
  Primary: Yes,
  Quoted: N_A,
  Phrases: Ghada Elnajjar, a Palestinian American who has
```

```

        lost more than 80 members of her extended family to the
        Israel-Hamas war, which she calls 'Israel's ongoing
        genocide.'.
    },
    { Type: Grouped,
      Entity: more than 3,400 Palestinians,
      Side: Palestine,
      Civilian_Status: Civilian,
      Location: Gaza,
      Primary: N_A,
      Quoted: No,
      Phrases: non-stop Israeli bombardment of the Gaza Strip
               destroyed residential buildings and killed more than 3,
               400 Palestinians.
    },
    { Type: Grouped,
      Entity: more than 400 patients,
      Side: Israel,
      Civilian_Status: Civilian,
      Location: Israel,
      Primary: N_A,
      Quoted: No,
      Phrases: They have treated more than 400 patients because
               of the surprise attack by Hamas.
    } }

```

Prompt 2: Labeling Individualized Instances

Role and Objective

- You are a helpful autonomous textual extraction & labeling agent with expertise in Psychology and Advanced Textual Analysis.
- The user shall provide you with 3 inputs:
 - A news article.
 - An Individual's Identifier: the identity of a single person or human entity mentioned in the article (e.g. "David", "the woman", "a teacher", "a family"...etc.).
 - A Phrase: an excerpt phrase from the news article where the individual was mentioned.
- Your objective is to use the identifier and the phrase to correctly identify the individual and the individual's "story" within the article. The story refers to all the sentences in the article related to the Individual or where the Individual or their hardship(s) was mentioned. You shall then use the story to return the requested fields.
- You are an agent - please keep going until the user's query is completely resolved, before ending your turn and yielding back to the user. Only terminate your turn when you are confident that ****all the individual's sentences**** have been correctly identified and all the fields have been properly answered. You do not stop after checking only a few article sentences.
- Your responses are only in JSON.

Instructions

Hardship Labels

Return only one of those hardship labels as per the instructions below: "Casualties", "Displacement and Refugees", "Imprisonment and Detention", "Health and Medical Conditions", "Deprivation, Malnutrition and Hunger", "Humanitarian Aid and Dependence", "Missing", "Vulnerable and Affected Groups", or "Other Hardship".

Thought Process

1. Read the Individual's identifier and the Phrase.
2. Read the news article carefully.
3. Use information in 1 to Identify the individual within the article.
4. Create an empty list to store the individual's story sentences.
5. Go over the article one sentence at a time and decide if the sentence is related to the Individual or where the Individual or their hardship(s) was mentioned in any way.

Prompt 2: Labeling Individualized Instances

6. If the sentence is relevant, add it to the list created in 4.
7. Repeat steps 5 and 6 till all article sentences are covered and the individual's story has been entirely collected.
8. Stop and scan all the story sentences then assign a single label to describe the most severe hardship described in the individual's story, whoever may have experienced it. Meaning, do not limit the hardship labeling to only the individual's experiences but expand it to include any hardship that was experienced by any character mentioned in the individual's story. Example "Tom's daughter was killed in the air strike", here we have 2 hardships: the killing of the daughter (Casualties) and Tom's emotional pain of losing his daughter (Other Hardship). Since in this case the "being killed" hardship is more severe than the "emotional pain" hardship, then you must return the "Casualties" label as the most severe detected hardship even though this hardship was not experienced by Tom, but since it was mentioned in his story then it must be returned. Again, this is very important: the most severe hardship may not be experienced directly by the individual but by others mentioned in his story/narrative.

Special Note

An exception: if the most severe detected hardship is inflicted by the user-provided individual upon others, then in this case you should return a special label - "Inflicted upon others". Example: if the user-provided individual is "Tom" and if the story of Tom is only "Tom killed 7 people" then in this case Tom is causing hardship upon others and so this is a valid exception case.

Requested Fields

- **Hardship:** return the label that describes the most severe hardship mentioned in the individual's story, as explained in the instructions above. It must be just one of the labels provided in the Instructions above.
- **Justify:** provide a reason for the selection of the hardship label. Keep it as brief and concise as possible.
- **Oct_7_Attack:** is the Individual or any of those mentioned in the Individual's story experiencing a hardship directly related to the Oct 7 attack? Example: a person recounting the kidnapping of a loved one on Oct 7, or a person recounting the death or injury or any hardship faced by an Oct 7 hostage later after the attack. If so, return "Yes", otherwise, return "No". Consider only Israeli hostages and victims of the Oct 7 attack.

Response Format

Your response MUST adhere to the following JSON format: { "instances": [{ "Hardship": "...", "Justify": "...", "Oct_7_Attack": "..." }] }.

Example of Sentences with Individualized Instances

Sentence 1: Judith Raanan and her daughter Natalie, were abducted by Hamas during its October 7 attack on southern Israel.

Sentence 2: Amiram Cooper ... who were brutally abducted to the Gaza Strip on October 7, that they are no longer alive and that their bodies are held by the Hamas terrorist organization.

Sentence 3: A similar situation has taken hold for Marwa Talbani, 32, and her family as displacement affects all these mothers and their children the same way

Sentence 4: 'She will be treated at a hospital in Dayton, Ohio, for third-degree burns on her face.', 'Saja Bilal Junaid, 3, the youngest of the children. Saja's head was covered entirely in bandages except for a small opening for her eyes, nose and mouth. Her face was charred with third-degree burns after an Israeli airstrike hit her home at Jabalia refugee camp, the aid group said.'

Sentence 5: Ahmed says his father was the kindest man he had ever known. He worked hard driving a taxi and in construction to build a home for his children and educate them well.

JSON Output

```
{ { Hardship: Imprisonment and Detention,
  Justify: Judith Raanan and her daughter Natalie were
    abducted by Hamas and held captive in Gaza, which
    constitutes imprisonment and detention. Although they
    were later released, the most severe hardship in their
    story is their abduction and captivity.,
  Oct_7_Attack: Yes,
},
{ Hardship: Casualties,
  Justify: Amiram Cooper was abducted on October 7, held
    hostage in Gaza, and has now been declared dead, with
    his body still held by Hamas. The story also mentions
    the murder of his brother-in-law on October 7. The most
```



```

        severe hardship is the killing of Amiram Cooper and
        others.,
    Oct_7_Ataack: Yes,
},
{ Hardship: Deprivation, Malnutrition and Hunger,
  Justify: tearful couple,
  Oct_7_Ataack: ,
},
{ Hardship: Deprivation, Malnutrition and Hunger,
  Justify: Marwa Talbani and her family are described as
    suffering from severe hunger, food scarcity, and the
    inability to provide adequate nutrition for their
    children, with children crying from hunger and parents
    rationing minimal food. This is the most severe hardship
    in her story, surpassing displacement and economic
    hardship.,
  Oct_7_Ataack: No,
},
{ Hardship: Casualties,
  Justify: Ahmed's father was killed in an air strike along
    with many other family members, making 'Casualties' the
    most severe hardship in his story.,
  Oct_7_Ataack: No,
} }

```

Prompt 3: Identifying Child Mentions in Individualized and Grouped Instances

Role and Objective

- You are a helpful autonomous textual extraction & labeling agent with expertise in Psychology and Advanced Textual Analysis.
- The user shall provide you with the following inputs:
 - A news article.
 - An Entity's Identifier: the identifier of a human entity within the article. Can refer to a "single" individual such as "David", "the woman", "a teacher", "a family"...etc, or multiple individuals described collectively (i.e. a group) such as "refugees", "20 children", "many women"...etc.
 - An Entity's Type: "Individualized" indicates that the entity refers to a singular individual/person while "Grouped" indicates that the entity refers to multiple individuals described collectively.
 - A Phrase: an excerpt phrase from the news article where the Entity was mentioned.
- Your objective is to use the Identifier and the Phrase to correctly identify the Entity within the article. If the Entity Type is "Individual", you must identify that Individual Entity's story which is defined as all the sentences in the article related to the Entity or where the Entity or their hardship(s) was mentioned. You shall then use the story to answer the requested field below. If the Entity Type is "Group", then simply answer the requested field based on the Entity's identifier and there is no need to identify the story.
- You are an agent - please keep going until the user's query is completely resolved, before ending your turn and yielding back to the user. Only terminate your turn when you are confident that ****all the Entity's sentences**** have been correctly identified and the requested field has been properly answered. You do not stop after checking only a few article sentences, rather you must check the entire article.
- Your responses are only in JSON.

Requested Fields

Is_Child: If the Entity type is Individualized, then if the Entity or any of those mentioned in the Entity's story is a child(ren), return the term in the article text where they are mentioned. If the Entity type is Grouped, then return the Entity Identifier if it explicitly refers to a child(ren). Otherwise, return "N_A". Note that in both cases, the child mention must be explicit, if however it is not clear as in "she lost many family members", then do not assume a child(ren) was mentioned.

Special Instructions:

- If the Entity type is Individualized and multiple children are mentioned in an Individual's Entity's story, like "Sara lost her 2 children, Larry and Tom", then just one of any of the multiple terms referring to the children, in this case it can be "children", "Larry" or "Tom".
- It is important to note that a child is defined as any person under the age of 18 years, so if there is a mention of age in the article, make sure to cross-reference it against 18 years to determine if the detected person/group is indeed referring to a child(ren) or not.

Response Format

Your response MUST adhere to the following JSON format: { "instances": [{ "Is_Child": "..." }] }.

Example of Sentences with Individualized and Grouped Instances

Sentence 1: ...including Kfir Bibas, who was 9 months old at the time. He is still unaccounted for..

Sentence 2: Yaffa Adar was a resident of Kibbutz Nir Oz, she has three children, eight grandchildren and seven great-grandchildren. She was abducted by Hamas on Oct. 7 and remained in captivity for 49 days.

Sentence 3: Hamas released 86 women and children it was holding

Sentence 4: Israel's relentless aerial bombardment and ground operations have killed 34,183 people, mostly women and children, according to the Hamas-run health ministry.

Sentence 5: Ms. Al Shaikh's two granddaughters ran toward her, crying, "Where's Mom?"

Sentence 6: the release of Palestinian women and minors held in Israeli prisons — a group that has grown in size since the Oct. 7 attacks.

Sentence 7: On Friday, hundreds of people carrying what is left of their personal belongings poured onto the street on foot.

JSON Output

```
{  {  Is_Child: Kfir Bibas},
   {  Is_Child: children},
   {  Is_Child: 86 women and children},
   {  Is_Child: 34,183 people, mostly women and children},
   {  Is_Child: two granddaughters},
   {  Is_Child: minors},
   {  Is_Child: Not Applicable},
}
```

Validation Procedure

Rater procedure and blinding. Two trained raters from the author team independently validated model outputs while blinded to the source outlet: article files were exported with outlet metadata removed and assigned neutral IDs. Initial disagreements were resolved through discussion to a consensus label; when needed, a third author adjudicated. All performance statistics below are computed against the consensus labels.

Validation of the main (most semantically demanding) prompt. We focused on validating the results of the first main prompt because it required the most semantic judgment, unlike the other two, which involved more direct labeling. We randomly selected 25 articles from each of the four media sources (100 articles total), yielding 1,071 instances for evaluation. We computed accuracy = 89%, precision = 96%, and recall = 85%. Here, true negatives include instances where (i) the hardship did not occur in Gaza or Israel, (ii) the human entity is not a civilian, (iii) the entity does not belong to either the Palestinian or Israeli side, or (iv) the entity is not the primary figure in the narrative.

Supplementary Note 2 Narrative Asymmetry in Western Media Reporting

In the main manuscript, we show that Western media outlets disproportionately concentrated Israeli casualty coverage on the events of October 7, even months after the attack. To explore this pattern in greater detail, we conducted additional analyses to examine how Israeli stories related to October 7 were distributed over time, particularly in relation to dates marked with high Palestinian civilian casualties, as listed in Supplementary Table 1. We began by examining the association between Palestinian deaths on a given day and the number of October 7-related Israeli stories published on that day and the following day. As shown in Supplementary Figure 2, the results reveal a strong positive linear relationship, with a significant Pearson correlation of 0.8 between Palestinian death counts and the number of October 7-related stories published in the immediate aftermath.

Having established a strong correlation, we next conducted a more detailed investigation by selecting a subsample of four dates on which major Palestinian casualty events occurred and reviewing the Israeli stories published on those dates and the following day. To avoid distortions caused by the natural concentration of coverage immediately surrounding October 7 and its anniversary, we applied two exclusion windows: a two-month period following October 7, 2023, and a one-month period preceding its one-year anniversary. This restricted our analytic window to early December 2023 through early September 2024. Within this span, we aimed to identify four equidistant dates to capture variation across the year. Dividing the window yielded an ideal spacing of about 95 days, but since our analysis was limited to dates of major Palestinian casualties (Supplementary Table 1), we allowed for a tolerance of 90–100 days to align with actual events. Based on these criteria, the four dates selected for analysis were:

- 1 December 2023
- 29 February 2024 (90-day interval)
- 8 June 2024 (100-day interval)
- 11 September 2024 (95-day interval)

The articles published on these days and the days after were studied and the findings supported our earlier observations: although Western outlets did cover the

Palestinian events as they unfolded, their reporting consistently devoted more narrative depth and emotional detail to Israeli casualties. This emphasis on individualized Israeli stories persisted even on days when there were no reported Israeli casualties, suggesting a systematic pattern in narrative focus.

We describe the result of our investigation below and show that in the majority of these cases, Israeli-focused stories appeared within hours of the events or by the following day, frequently outnumbering and overshadowing coverage of concurrent Palestinian casualties:

1. On 1 December 2023, Israel resumed its assault on Gaza after a brief cease-fire during which hostages and prisoners were exchanged. On that day alone, 184 Palestinians civilians were reported killed as airstrikes flattened residential blocks, and mass evacuation orders forced thousands of elderly, injured, and children alike to march for miles into winter conditions[4]. Yet alongside reporting these events, Western outlets devoted significant space to Israeli hostage narratives, quoting family members on recovery:

“Mentally, she’s definitely doing better. She’s more engaged with people and becoming more independent” (NYT, Dec 1 2023) [5]

and revisiting the trauma of 7 October:

“Around 240 people, from infants to octogenarians, were taken hostage during Hamas’ attack on Israel on October 7. Dozens have been freed but many more remain missing...” (CNN, Dec 1 2023) [6].

On that day and the next, the BBC, CNN, and NYT published 19, 21, and 24 Israeli stories respectively, versus just 17 Palestinian stories combined (Supplementary Table 4).

2. On 29 February 2024, a convoy of aid trucks entered Gaza through Al-Rashid Street in Gaza City. As Palestinians gathered, Israeli forces opened fire, killing 117 and injuring 750 [7]. The incident, later termed the “Flour Massacre,” was so named because victims’ bodies were found covered in both blood and spilled flour. While each side offered competing narratives, the fact remained that scores of starving civilians were killed while trying to receive food aid.

Western media coverage of the event was telling. CNN published two articles within hours: one detailed account of the massacre that presented both sides and described it as the worst tragedy yet, and a second opinion piece

titled “*Why have the mothers and fathers of the world forgotten about the child hostages*” [8]. The latter shifted attention away from the massacre to the plight of Israeli families, with passages such as:

“My four-year-old daughter asks me constantly when her best friend Ariel will come home.”

“I’m pregnant, and I fear that my unborn son will never meet his uncle, aunt, and redheaded cousins. I fear that he will be born into a world where taking children hostage is accepted.”

“When dropping your children off at school or nursery, when you kiss them goodnight — please think of Kfir and Ariel Bibas. Think of their mother and father.”

Similarly, NYT reported on the massacre while simultaneously emphasizing Israeli hostages, repeating nearly verbatim in two separate articles [9, 10] that their suffering was being marginalized:

“Turning to acknowledge two former hostages behind her, Aviva Siegel and Raz Ben-Ami, whose husbands are still being held in Gaza, she said that Mr. Türk had reduced them to ‘a mere footnote’ in the council’s discourse.”

Across 29 February and 1 March, the BBC, CNN, and NYT collectively published 10 Israeli-focused stories versus 16 Palestinian-focused stories, despite the absence of any Israeli event comparable in scale to the Flour Massacre.

3. The contrast was quite stark on 8 June 2024, when two events unfolded simultaneously: an Israeli mission that led to the rescuing of four hostages from Gaza’s Nusseirat area accompanied by heavy air strikes that killed 274 Palestinians civilians and injured 698 [11]. Western outlets reported both, but the framing diverged sharply. The Israeli coverage in CNN [12] was celebratory:

“Saturday was an emotional and happy day for the state of Israel and the IDF...”

I couldn’t stop hugging him,” Orit Meir, mother of Almog Meir Jan, told a news conference Saturday. “Tomorrow is my birthday so I got my present...”

while Palestinian casualties in the same article were recounted with skepticism over figures and reminders that medical records did not distinguish between civilians and militants:

“Al-Awda Hospital director Dr Marwan Abu Nasser told CNN that 142 bodies had been counted at the medical facility by late Saturday, while Al-Aqsa Hospital in Deir al-Balah said 94 bodies had been counted.

CNN has no way of verifying casualty numbers reported by Palestinian officials in Gaza. Medical records in the war-torn enclave do not differentiate between civilians and militants killed.

An Israeli military spokesperson put the number of casualties from the operation at ‘under 100,’ and had no information on how many of those were civilians.”

Similarly, NYT [13] published the following when reporting on the Israeli side of the event:

“The freed hostages — Noa Argamani, 26, Almog Meir Jan, 22, Andrey Kozlov, 27, and Shlomi Ziv, 41 — were kidnapped by Palestinian militants from the Nova music festival during the Hamas-led attack on Oct. 7, when about 1,200 people were killed in Israel and 250 taken hostage, Israel says... All four were in good medical condition and were transferred to a hospital in Israel for further examinations, the Israeli authorities said in a statement... After her rescue, Ms. Argamani spoke with Mr. Netanyahu. ‘I’m so emotional, it’s been so long since I heard Hebrew,’ she said”.

The BBC reported in another article [14] the Palestinian casualties in a grouped faceless manner:

“One man, who said more than 40 members of his family have been killed since the conflict began in October, described to the BBC being in a house which was hit by a strike. ... This home, which used to house approximately 30 people who then became 50, was bombed... only me, my father, my wife, and a young man survived... we are the only survivors out of 50 people.” ,

while reported the saved hostages in more detail:

“Noa Argamani, 26, Almog Meir Jan, 22, Andrei Kozlov, 27, and Shlomi Ziv, 41, who were abducted from the Nova music festival on 7 October have been returned to Israel... ”

Yet despite the significant disparity in the casualties reported on that day, BBC, CNN, and NYT ran 8, 13, and 19 Israeli stories respectively, more than double the 19 Palestinian stories combined.

4. On 10 September 2024, an Israeli air strike hit an Israeli-designated humanitarian zone in southern Gaza, killing 19 Palestinians and injuring about 60, including sleeping children and entire families buried in the sand [15]. This was not an isolated incident; it was one in a series of bombed schools-turned-shelters in the last 30 days. No major Israeli events occurred that day, aside from the military releasing a video about the confinement conditions of six hostages found dead ten days earlier.

Western media coverage reflected this contrast. While all three outlets focused primarily on Palestinian casualties, NYT also published two detailed articles [16, 17] about the hostages, listing their names and ages, describing their living conditions and health before death:

“the hostages ‘suffered from significant malnutrition, severe weight loss and long-term physical neglect,’ that some had untreated injuries” [16]

and reporting the distress of their families:

“some of the families had found their briefings to be disturbing because ‘it was very hard for them to see how their loved ones survived and were murdered in those conditions.’” [17]

Encouragingly, towards the end of the year BBC and CNN reported only on Palestinian casualties, and even the New York Times published more Palestinian than Israeli stories (7 versus 4).

While this suggested a shift toward more balanced coverage, we questioned whether such balance only emerged in the absence of major Israeli events. Our earlier analysis of 8 June 2024 raised this possibility: on that day, an Israeli mission rescued four hostages from Gaza’s Nusseirat area, but the operation involved heavy air strikes that killed 274 Palestinians and injured 698. Despite the extraordinary scale of

Palestinian casualties, media attention was dominated by hostage-related coverage.

To probe this further, we examined two additional dates where Israeli hostage events coincided with daily reported Palestinian casualty events: 15 January 2024 and 1 September 2024. More specifically:

1. On 15 January 2024, Israeli airstrikes killed 22 Palestinians and injured many more on Gaza’s Al Thalatheni Street [18]. For Western media, however, the day’s main marker was “100 days since October 7.” Coverage centered on Israeli hostage testimonies and recollections:

“They thought they knew death but that didn’t prepare them for Oct 7” (NYT, Jan 15 2024) [19],

“Israeli teenager recounts her time as a Hostage in Gaza” (NYT, Jan 15 2024) [20],

and moving military testimonials:

“They were Israel’s eyes on the border but their Hamas warnings went unheard” (BBC, Jan 15 2024) [21],

with little new reporting on the Palestinian toll. Again, across two days, BBC, CNN, and NYT ran 13, 10, and 12 Israeli stories, compared to only 6 on Palestinians combined, with NYT having published none.

2. On 1 September 2024, an Israeli strike on a school-turned-refugee camp killed 11 Palestinians, including some asleep in their tents [22]. Yet coverage centered on the previous day’s recovery of six Israeli hostage bodies[23], with vivid portraits:

“Hersh was among the innocents brutally attacked while attending a music festival for peace in Israel on 7 October... He lost his arm helping friends and strangers during Hamas’ savage massacre. He had just turned 23. He planned to travel the world.” (BBC, Sept 1 2024) [24]

and tributes that detailed hobbies, hometowns, and personal histories:

“Hersh Goldberg-Polin loved soccer and music. He was curious, respectful and passionate about geography and travel, according to his mother. He was born in the Bay Area and moved to Israel when he was 8.” (NYT, Sept 1 2024) [25]

“The 23-year-old Israeli American became one of the most recognizable faces of the enduring hostage crisis, after he was taken at gunpoint by Hamas militants from the Nova music festival. Banners and murals demanding his return were often displayed in Jerusalem and around the world.” (CNN, Sept 2 2024) [26]

That day and the next, BBC, CNN, and NYT published 86, 38, and 57 Israeli stories respectively, compared to just five on Palestinians combined, with CNN having published none.

Taken together, these cases reveal a consistent pattern: Western media coverage appeared more balanced only when no major Israeli events occurred. When significant events on both sides coincided, however, Israeli narratives were amplified to such a degree that they overshadowed even the most severe Palestinian tragedies. The June 8 rescue operation, the “100 days” milestone on January 15, and the recovery of hostages on September 1 all illustrate how moments of extraordinary Palestinian suffering were reframed or eclipsed through extensive Israeli-centered reporting. This suggests that the imbalance was not merely a product of ongoing coverage decay but was actively reinforced whenever Israeli stories could be interwoven with Palestinian casualty events, thereby sustaining a structural asymmetry in how loss and victimhood were represented.

Supplementary Note 3 Extracting, Labeling and Validating for the Civilian Victim Numbers Analysis

In this analysis, we aim to investigate the use of numbers and statistics in describing violent actions affecting civilians in news articles. We identify instances where numbers or statistics depict violent actions, such as deaths, injury, displacement, etc. Additionally, we determine the identity or group associated with these numbers, whether the number is associated with a child, and other information needed for our analysis. Finally, we categorize which side the reported civilians belong to: “Palestinian,” “Israeli,” or “Other.”

To extract this information reliably, we employed advanced semantic role labeling [27] to capture key elements such as who performed an action, on whom, and in what context. This process was carried out using a large language model (LLM), which allowed us to detect and structure the relevant details from the text at scale. The prompt provided to the model is reproduced below:

Prompt for the Civilian Victim Numbers Analysis

Carefully scan the article provided to check for any instances where actions affecting civilians (both adults and children) in anyway such as killing, displacing, kidnapping, wounding, and depriving of food / water / shelter, are described using numbers and statistics. Note that numbers may be mentioned as words or as outright digits. Also, mentions of casualties could be depicted as an open range, such as “More than 100 were killed”, so be sure to detect and report similar instances. Only report instances where numbers/statistics were mentioned, like “more than a thousand were killed”.

Pay special attention to any nuanced or inferred context and provide expert and deep analysis to detect all mentions of statistics within the text covering all scenarios where civilians are affected as explained above. Go slowly and carefully over each and every sentence to detect all instances - it is of extreme importance that no number or statistic is missed, so do not rush to answer quickly. After the initial scan, rescan the article checking for any missed instances. Only return instances where specified numbers are detected. Do not report singular counts like once, twice...etc.

To provide you with some context to determine the nationalities in case the article context is not easy to understand, on the 7th of October, 2023, Hamas attacked Israel and took hundreds of hostages back to Gaza. So, if there is a reference to hostages in the article, use this piece of information along with the article context to determine if the hostages are the Israeli ones abducted. Also, note that the Israelis may have dual nationalities, so even if the abducted hostages are said to be americans, they are considered on the sraeli side. Note that Hamas and Gaza are Palestinian.

Prompt for the Civilian Victim Numbers Analysis (continued)

Your response format should be as such:

1. **“Keyword”**: the keyword that triggered the instance detection.
2. **“Statistics”**: the detected numbers of affected civilians. If no numbers are detected then do not return the instance.
3. **“Statistics Type”**: state if the detected statistic is an Age, Date, Duration or Number about Victims, Number about Injured, Statistics about Deaths ...etc. Always state a type even if not listed above. Do not state a generic type like a “Numeric Statistic”, be specific.
4. **“Association”**: provide an educated guess of the identity of the person or group associated with the detected number.
5. **“Is Child”**: return Yes if the person or group associated with the detected number is about one or more child or infant, otherwise return No.
6. **“Is Human”**: return Yes only if the detected statistic type is a count of humans (dead or alive), otherwise return No. Example: 5 men were killed. Here, 5 is the count of killed humans, so return Yes. Example: she stayed for 4 days. 4 is not a count of human beings, it is a duration, so return No. Example: She was 5 years old. here 5 represents the female age, but is not a count of humans, so return No.
7. **“Group Size”**: if 'Is Human' is Yes, then return the size of the group as such: Singular to indicate a group size of 1, Double to indicate a group size of 2 and Many to indicate a group size of 3 or more. If 'Is Human' is No, return Not_Applicable.
8. **“Nationality”**: provide an educated guess of the nationality of the affected person(s) or group(s).
9. **“Side”**: carefully scan the context to provide an educated guess as to the side to which the detected entity reported in Association supports or belongs to. Your response should be limited to only Palestine, Israel, Both or Other. Note that even though the nationality of the associated entity is not Palestinian or Israeli, but the context may suggest that they are related to either, so in this case you assign them a value of Palestinian or Israeli. Example: “Hundreds of protesters in America came out supporting Palestine”, so the protesters in this case have a nationality = American, and the side they are supporting is Palestine.
10. **“Sentence”**: return part of the sentence where the keyword was detected.

So each instance is represented by a single dictionary containing items 1 through 10 representing the keyvalues of each of the 8 items listed above. So, the json format of the response would be as such: { {instances: [{instance 1 }, {instance 2 }, {instance 3 },...] } }. Use the names of items 1 through 10 exactly, meaning “Keyword” to “Sentence”.

The returned data was further filtered to retain only instances reporting casualties for three or more humans. This was done by selecting instances with the “Is Human” and “Group Size” values set to “Yes” and “Many,” respectively. Given that our research focuses on victims related to the Palestinian or Israeli sides, we further filtered the data to exclude any instances with a different “Side” parameter value. Finally, we leveraged the “Statistics Type” information to categorize the victims broadly into the following groups: “Casualties” (including deaths and injuries), “Displaced and Refugees,” “Imprisonment and Detention,” “Missing and Non-Casualty Victims,” “Vulnerable and Affected Groups,” “Deprivation, Malnutrition and Hunger,” “Health and Medical Conditions,” “Humanitarian Aid and Dependence,” and “Other”. A breakdown of the distribution of these statistics across sides and media outlets can be found in Supplementary Table 6

To gain a better understanding, we provide the following article as an example, followed by the LLM output produced from the prompt above:

Article Example

Bruno Mars Tel Aviv concert canceled ^a (CNN) — Bruno Mars’ show scheduled to take place in Tel Aviv, Israel on Saturday night has been canceled, according to concert organizer Live Nation Israel. On the company’s verified Instagram earlier on Saturday, a text post to customers read, “Bruno Mars concert scheduled to take place tonight is cancelled. (sic)”. Mars played in Israel for the first time on Wednesday to a crowd of 60,000, with a second show planned for Saturday, according to his tour schedule. Israel’s Prime Minister Benjamin Netanyahu declared his country “at war,” after Palestinian militants from Gaza fired a deadly barrage of rockets and sent gunmen into Israeli territory Saturday morning. In response, Israel launched air strikes on Gaza, and fighting has continued throughout the day. The surprise attack and subsequent fighting marks a major escalation of the long-running conflict between the two sides. Israeli authorities say at least 200 people are dead and more than 1,400 wounded in Israel. Meanwhile, Palestinian authorities say at least 232 Palestinians have died, and more than 1,600 are wounded. A new round of rockets fired by Gaza militants on Saturday evening made direct hits on multiple locations inside Israel, including in Tel Aviv, according to Israeli authorities.

^a<https://edition.cnn.com/2023/10/07/entertainment/bruno-mars-tel-aviv-concert-canceled/index.html>

JSON Output

```
{instances:[
  {
    Keyword: at least 200,
    Statistics: 200,
    Statistics Type: Statistics About Deaths,
    Association: Israeli civilians,
    Is Child: No,
    Is Human: Yes,
    Group Size: Many,
    Nationality: Israeli,
    Side: Israel,
    Sentence: Israeli authorities say at least 200 people
      are dead and more than 1,400 wounded in Israel.},

  {
    Keyword: more than 1,400,
    Statistics: 1,400,
    Statistics Type: Number About Injured,
    Association: Israeli civilians,
    Is Child: No,
    Is Human: Yes,
    Group Size: Many,
    Nationality: Israeli,
    Side: Israel,
    Sentence: Israeli authorities say at least 200 people
      are dead and more than 1,400 wounded in Israel.},

  {
    Keyword: at least 232,
    Statistics: 232,
    Statistics Type: Statistics About Deaths,
    Association: Palestinian civilians,
    Is Child: No,
    Is Human: Yes,
    Group Size: Many,
    Nationality: Palestinian,
    Side: Palestine,
    Sentence: Meanwhile, Palestinian authorities say at
      least 232 Palestinians have died, and more than 1,
      600 are wounded.},

  {
    Keyword: more than 1,600,
    Statistics: 1,600,
    Statistics Type: Number About Injured,
    Association: Palestinian civilians,
    Is Child: No,
    Is Human: Yes,
    Group Size: Many,
    Nationality: Palestinian,
    Side: Palestine,
    Sentence: Meanwhile, Palestinian authorities say at
      least 232 Palestinians have died, and more than 1,
      600 are wounded.}
]}
```

Validation Procedure

Rater procedure and blinding. Two trained raters from the author team independently validated model outputs while blinded to the source outlet: article files were exported with outlet metadata removed and assigned neutral IDs. Initial disagreements were resolved through discussion to a consensus label; when needed, a third author adjudicated. All performance statistics below are computed against the consensus labels.

Validation of statistic extraction and key attributes. We next evaluated the model’s ability to (1) correctly identify statistics that are actually linked to civilian victims, (2) assign the correct side (Palestinian vs. Israeli) to the victim, and (3) indicate whether the statistic involves children. For this validation, 25 articles per outlet (100 total) were randomly sampled and double-coded independently as described above. Across the 100 articles, we obtained precision = 97.1% (recall = 97.0%) for identifying relevant statistics, 99.0% for correct side assignment, and 99.1% for correctly indicating child-related figures.

Supplementary Note 4 Cited Source extraction for the Quantifying Human Cost of War analysis

This analysis aims to examine every reported CVN instance to determine whether it was cited by a source within the sentence where it appears. To achieve this, we crafted a prompt to guide the LLM in identifying each CVN within its corresponding sentence in the article. The model was instructed to verify whether the reported CVN was cited, identify the source of the citation, and extract the phrase used in the citation. Below, we present the prompt used, along with examples of analyzed instances and their corresponding LLM outputs.

Prompt for CVN Source Extraction

You are provided below with a sentence, delimited by double brackets, that reports a number representing a civilian victim. Carefully scan the sentence and identify whether the reported number is cited by a source or not. To help you identify the correct instance within the sentence in case the sentence has multiple numbers, the user shall provide the following 2 fields: The Statistics field (this represents the number to look for) and the Association field (this represents the entity within the sentence that is associated with the number). It is critical that you use these 2 fields to correctly identify the number to analyze within the sentence.

Your json response should include the following information:

1. **“Cited”**: return whether the source was cited, return **Yes** or **No**.
2. **“Citing_Source”**: return the reported source for citing. If the response for Cited is **No**, return **N_A**.
3. **“Phrase”**: the phrase used for citing the source, **VERBATIM**. If the response for Cited is **No**, return **N_A**.

In case of a long sentence, carefully scan the sentence to determine the underlying semantic roles to correctly identify if a source is citing the number. Example in this sentence: “Gaza’s Health Ministry said Israel had struck a hospital in northern Gaza, killing one worker, and struck an ambulance in front of another hospital in the southern Gazan town of Khan Younis, wounding several hospital workers and civilians.”, “several hospital workers” here are cited by “Gaza’s Health Ministry”.

Here are some examples to help in identifying the source and the phrase: For the following sentence “100 citizens were killed in the air strike, according to Palestinian health ministry”, the response should be in JSON format as such exactly: “instances”: [“Cited”: “Yes”, “Citing_Source”: “Palestinian Health Ministry”, “Phrase”: “according to Palestinian health ministry”] .

For the following sentence “at least 234 Palestinians were killed and more than 1,600 wounded in either gun battles or airstrikes, the Palestinian Health Ministry in Gaza said.”, the response should be in JSON format as such exactly: “instances”: [“Cited”: “Yes”, “Citing_Source”: “the Palestinian Health Ministry in Gaza”, “Phrase”: “the Palestinian Health Ministry in Gaza said”] .

For the following sentence “Israeli authorities say at least 200 people are dead and more than 1,400 wounded in Israel.”, the response should be in JSON format as such exactly: “instances”: [“Cited”: “Yes”, “Citing_Source”: “Israeli authorities”, “Phrase”: “Israeli authorities say”]

For the following sentence “20 citizens were injured.”, the response should be in JSON format as such exactly: “instances”: [“Cited”: “No”, “Citing_Source”: “N_A”, “Phrase”: “N_A”]

For the following sentence “many children were killed, according to news reports.”, the response should be in JSON format as such exactly: “instances”: [“Cited”: “Yes”, “Citing_Source”: “news reports”, “Phrase”: “according to news reports”]

Example of Sentences with CVNs

Sentence 1: Israeli authorities say at least 200 people are dead and more than 1,400 wounded in Israel.

Sentence 2: Meanwhile, Palestinian authorities say at least 232 Palestinians have died, and more than 1,600 are wounded.

Sentence 3: Now, as then, Israelis have sustained losses — at least 600 dead, over 2,000 wounded and dozens of hostages taken — that go far beyond anything they suffered in recent years.

Sentence 4: Gaza's Health Ministry said Israel had struck a hospital in northern Gaza, killing one worker, and struck an ambulance in front of another hospital in the southern Gazan town of Khan Younis, wounding several hospital workers and civilians.

Sentence 5: More than 500 Israelis have been injured, Reuters quoted the country's health ministry as saying.

Sentence 6: Meanwhile, in Gaza, Israel's deadly attacks continue, with the death toll from Israel's bombardment now more than 40,000, according to Palestinian health authorities..

JSON Output

```
{
  {
    Cited: Yes,
    Citing Source: Israeli authorities,
    Phrase: Israeli authorities say,
  },
  {
    Cited: Yes,
    Citing Source: Palestinian authorities,
    Phrase: Palestinian authorities say,
  },
  {
    Cited: No,
    Citing Source: N_A,
    Phrase: N_A,
  },
  {
    Cited: Yes,
    Citing Source: Gaza's Health Ministry,
    Phrase: Gaza's Health Ministry said,
  },
  {
    Cited: Yes,
    Citing Source: the country's health ministry,
    Phrase: Reuters quoted the country's health ministry as
      saying,
  },
  {
    Cited: Yes,
    Citing Source: Palestinian health authorities,
    Phrase: according to Palestinian health authorities,
  },
}]
```

Validation Procedure

Rater procedure and blinding. Two trained raters from the author team independently validated model outputs while blinded to the source outlet: article files were exported with outlet metadata removed and assigned neutral IDs. Initial disagreements were resolved through discussion to a consensus label; when needed, a third author adjudicated. All performance statistics below are computed against the consensus labels.

Validation on CVN instances (pooled). Finally, to assess performance over the broader pool of CVN instances, we randomly sampled 100 instances per outlet (400 total) and evaluated them against the consensus labels. The model achieved accuracy = 93%, precision = 100%, and recall = 85%.

Supplementary Note 5 Casting Doubt Phrase extraction for the Quantifying Human Cost of War analysis

This analysis aims to identify phrases that cast doubt on the numbers or statistics reported in the Quantifying Human Cost of War analysis. To compile a list of such doubt-casting phrases, we processed all sentences containing casualty-related CVNs (as detailed in Supplementary Note 3) using a specially crafted prompt designed to guide the LLM. The prompt instructed the model to identify and extract phrases that appeared to question the accuracy or reliability of the reported figures. Once the doubt-casting phrases were retrieved, we quantified their frequency across the entire dataset of sentences containing CVNs. Below, we provide the prompt used to identify these phrases, along with examples of sentences analyzed and the corresponding outputs generated by the LLM.

Prompt to Identify Doubt-Casting Phrases

First, I will provide you with some precontext: for some time now there has been an ongoing conflict between Israel and Hamas in Gaza which have resulted in civilian casualties on both sides. Second, you are provided with a sentence (shown below delimited by double square brackets) from a news article about this ongoing conflict and you are required to carefully scan it and return verbatim phrases used by the author(s) that show bias and cast doubt over numbers of civilian casualties reported for both the Israelis or the Palestinians.

As an example “The Hamas-run health ministry says some 9,000 people have been killed.”, here the phrase ‘Hamas-run health ministry’ suggests potential bias or unreliability in the reported casualty figures, as it implies the source may have a vested interest. We are mainly interested in this kind of bias that casts doubts over civilian casualties only.

However, in this other example: “where Israel has killed more than 34,000 Palestinians”, in this phrase there is no casting doubts over the number of reported casualties, they are merely reporting the number of casualties only that the actual number is not verified so saying ‘more than’ is a way to approximate the right number. Thus, do not detect such instances. Again, we are only interested in instances that cast doubt over the accuracy of the numbers of reported civilian casualties.

Your json response should be in the following format:

1. **“Keyword”:** return the keyword that casts the doubt.
2. **“Justification”:** provide a single sentence brief justification of why you chose this phrase and how it casts doubt.
3. **“Side”:** You should only return Palestine, Israeli, Other to represent the side you believe it is being doubted. In case of the example provided above, the doubt is casted against hamas which is Palestinian so you should return Palestinian.
4. **“Src”:** the source reporting the casualties or injuries or deaths - return verbatim.
5. **“Sentence”:** return the part of the sentence (verbatim) that contains the biased phrase.

The response should be in JSON format like this: “instances”: [“Keyword”: “according to Hamas run health ministry”, “Justification”: “the phrase according to casts doubt over the fairness of the source”, “Side”: “Palestine”, “Src”: “Hamas run health ministry”, “Sentence”: “100 children were killed, according to Hamas run health ministry”, ...]

Example of Sentences with CVNs

Sentence 1: Gaza health officials, who are part of the Hamas government, say more than 11,000 people have been killed in the Palestinian enclave since the war began.

Sentence 2: Israel's relentless airstrikes have killed more than 8,000 people, according to the Hamas-run health ministry.

Sentence 3: About 250 people were abducted and taken to the Gaza Strip that day, according to Israeli officials.

Sentence 4: The bombs have killed journalists, medical workers, teachers, United Nations staff members as well as 2,700 children, according to the Hamas-led authorities.

JSON Output

```
{instances:[
  {
    Keyword: Gaza health officials, who are part of the
      Hamas government,
    Justification: The phrase suggests potential bias or
      unreliability in the reported casualty figures, as
      it implies the source may have a vested interest.,
    Side: Palestine,
    Src: Gaza health officials, who are part of the Hamas
      government,
    Sentence: Gaza health officials, who are part of the
      Hamas government, say more than 11,000 people have
      been killed in the Palestinian enclave since the war
      began.},

  {
    Keyword: Hamas-run health ministry,
    Justification: The phrase 'Hamas-run health ministry'
      suggests potential bias or unreliability in the
      reported casualty figures, as it implies the source
      may have a vested interest.,
    Side: Palestine,
    Src: Hamas-run health ministry,
    Sentence: Israel's relentless airstrikes have killed
      more than 8,000 people, according to the Hamas-run
      health ministry.},

  {
    Keyword: according to Israeli officials,
    Justification: The phrase 'according to' suggests that
      the reported number of abducted individuals is based
      on the claims of Israeli officials, which may imply
      potential bias or lack of independent verification.
      ,
    Side: Other,
    Src: Israeli officials,
    Sentence: About 250 people were abducted and taken to
      the Gaza Strip that day, according to Israeli
      officials.},

  {
    Keyword: according to the Hamas-led authorities,
    Justification: The phrase 'according to' suggests
      potential bias or unreliability in the reported
      casualty figures, as it implies the source may have
      a vested interest.,
    Side: Palestine,
    Src: Hamas-led authorities,
    Sentence: The bombs have61 killed journalists, medical
      workers, teachers, United Nations staff members as
      well as 2,700 children, according to the Hamas-led
      authorities.}
]}
```

References

- [1] List of military engagements during the gaza war — Wikipedia, the free encyclopedia (2024). URL https://en.wikipedia.org/w/index.php?title=List_of_military_engagements_during_the_Gaza_war&oldid=1310903603. [Online; accessed 16-Oct-2024].
- [2] List of massacres in palestine — Wikipedia, the free encyclopedia (2024). URL https://en.wikipedia.org/w/index.php?title=List_of_massacres_in_Palestine&oldid=1311468219. [Online; accessed 16-Oct-2024].
- [3] United Nations. Children | United Nations (2025). URL <https://www.un.org/en/global-issues/children>. Accessed: 2025-08-06.
- [4] Jazeera, A. More than 180 killed as israel resumes gaza assault after truce lapses. *Al Jazeera* (2023). URL https://www.aljazeera.com/news/2023/12/1/more-than-170-killed-as-israel-resumes-bombing-of-gaza-after-truce-expires?utm_source=chatgpt.com. Accessed: 2025-09-15.
- [5] Rosman, K. With the end of the cease-fire, concern grows over the oldest israeli hostages left behind. *The New York Times* (2023). URL <https://www.nytimes.com/2023/12/01/world/middleeast/israeli-hostages-elderly-amas.html>. Accessed: 2025-08-08.
- [6] Clarke, R. Little food, a beating and lice: What freed israeli hostages are saying about being held by hamas. *CNN* (2023). URL <https://edition.cnn.com/2023/12/01/middleeast/israeli-hostages-released-accounts-hamas-intl-hnk>. Accessed: 2025-08-08.
- [7] Al Jazeera Staff. Un reports large number of gunshot wounds following 'flour massacre'. *Al Jazeera* (2024). URL <https://www.aljazeera.com/news/2024/3/2/un-reports-large-number-of-gunshot-wounds-following-flour-massacre>. Accessed: 2025-09-15.
- [8] Levy, O. B. Opinion: Why have the mothers and fathers of the world forgotten about the child hostages? *CNN* (2024). URL <https://edition.cnn.com/2024/02/29/opinions/opinion-my-nephews-are-the-youngest-hostages-in-gaza-why-are-they-still-captive>. Accessed: 2025-09-15.
- [9] Yazbek, H. & Boxerman, A. As palestinians crowd an aid convoy, israeli gunshots and a deadly toll. *The New York Times* (2024). URL <https://www.nytimes.com/2024/02/29/world/middleeast/gaza-aid-convoy.html>. Accessed: 2025-09-15.

[//www.nytimes.com/2024/02/29/world/middleeast/israel-gaza-palestinian-death-toll.html](https://www.nytimes.com/2024/02/29/world/middleeast/israel-gaza-palestinian-death-toll.html). Accessed: 2025-09-15.

- [10] Cumming-Bruce, N. Un’s human rights official condemns ‘brutality’ of israel’s campaign in gaza. *The New York Times* (2024). URL <https://www.nytimes.com/2024/02/29/world/middleeast/un-human-rights-gaza-israel.html>. Accessed: 2025-09-15.
- [11] Amon, M. How israel saved a hostage rescue mission that nearly failed. *The Wall Street Journal* (2024). URL <https://www.wsj.com/world/middle-east/how-israel-saved-a-hostage-rescue-mission-that-nearly-failed-eab2a010>. Accessed: 2025-09-15.
- [12] McKenzie, D., Al-Mughrabi, N., Said, M. & Abdelaziz, N. Four israeli hostages freed in gaza military operation. *CNN* (2024). URL <https://edition.cnn.com/2024/06/08/middleeast/four-israeli-hostages-freed-gaza-intl>. Accessed: 2025-07-29.
- [13] Bergman, R., Kingsley, P., Nierenberg, D., Schmitt, E. & Singh, K. D. Israel-hamas war: What we know about the raid that freed 4 hostages in gaza. *The New York Times* (2024). URL <https://www.nytimes.com/2024/06/08/world/middleeast/israel-hostages-nuseirat-gaza.html>. Accessed: 2025-07-29.
- [14] Mackintosh, T. Gaza health ministry says israel hostage rescue killed 274 people. *BBC News* (2024). URL <https://www.bbc.com/news/articles/cw44ve90dppo>. Accessed: 2025-07-29.
- [15] Tawfeeq, M. & Nasser, I. At least 19 killed and more feared buried in israeli airstrike on gaza humanitarian zone targeting hamas militants (2024). URL <https://edition.cnn.com/2024/09/09/middleeast/gaza-khan-younis-israel-strike-intl-latam/index.html>. Accessed: 2025-09-15.
- [16] Livni, E. Hostages still held by hamas are in ‘grave danger,’ families warn. *The New York Times* (2024). URL <https://www.nytimes.com/2024/09/10/world/middleeast/israel-hamas-hostages-conditions-gaza-tunnels.html>. Accessed: 2025-09-15.
- [17] Stack, L. Israeli military reveals brutal conditions 6 hostages endured in a gaza tunnel. *The New York Times* (2024). URL <https://www.nytimes.com/2024/09/10/world/middleeast/idf-hostages-hamas-tunnel.html>. Accessed: 2025-09-15.

- [18] Al Jazeera. Israel’s war on gaza: List of key events, day 101 (2024). URL <https://www.aljazeera.com/news/2024/1/15/israels-war-on-gaza-list-of-key-events-day-101>. Accessed: 2025-06-20.
- [19] Bergman, R., Kingsley, P., Nierenberg, D. & Zamost, A. Their horrific task: Recovering the bodies and bearing witness for israel. *The New York Times* (2024). URL <https://www.nytimes.com/2024/01/15/world/middleeast/za-ka-israel-oct-7.html>. Accessed: 2025-06-20.
- [20] NYT. Israeli teenager recounts her time as a hostage in gaza. *The New York Times* URL <https://www.nytimes.com/2024/01/16/world/middleeast/israel-hostage-hamas-gaza.html>. Accessed: 2025-06-20.
- [21] Cuddy, A. They were israel’s “eyes on the border” - but their hamas warnings went unheard (2024). URL <https://www.bbc.com/news/world-middle-east-67958260>. Accessed: 2025-06-20.
- [22] Kouachi, I. I. & Shamala, R. A. At least 11 killed in fresh israeli strike on school sheltering displaced gazans (2024). URL <https://www.aa.com.tr/en/middle-east/-at-least-11-killed-in-fresh-israeli-strike-on-school-sheltering-displaced-gazans/3318567>. Updated: 02.09.2024.
- [23] Rasgon, A., Sobelman, G., Shankar, V. & Fuller, T. Discovery of 6 dead hostages in gaza spurs protest and division in israel. *The New York Times* (2024). URL <https://www.nytimes.com/2024/09/01/world/middleeast/israel-gaza-hostages-ceasefire.html>. Accessed: 2025-06-20.
- [24] News, B. Israel says bodies of six gaza hostages recovered (2024). URL <https://www.bbc.com/news/articles/ce31ddege9vo>. Accessed: 2025-06-20.
- [25] Taft, I. & Karlamangla, S. Killing of israeli-american hostage prompts outpouring of grief across u.s. *The New York Times* URL <https://www.nytimes.com/2024/09/01/us/hersh-goldberg-polin-death-mourning-us.html>. Accessed: 2025-06-20.
- [26] CNN. Israel says three more hostages believed held by hamas in gaza are dead. *CNN* (2024). URL <https://edition.cnn.com/2024/09/01/middleeast/israel-gaza-wwk-hostages-killed-intl-hnk>. Accessed: 2025-06-20.
- [27] Palmer, M. S., Gildea, D. & Xue, N. *Semantic role labeling*, vol. 6 (Morgan & Claypool Publishers, 2010).