

A Family of Kernelized Matrix Costs for Multiple-Output Mixture Neural Networks

Bo Hu, José C. Príncipe

Department of Electrical and Computer Engineering
University of Florida

hubo@ufl.edu principe@cnel.ufl.edu

Abstract—Pairwise distance-based costs are crucial for self-supervised and contrastive feature learning. Mixture Density Networks (MDNs) are a widely used approach for generative models and density approximation, using neural networks to produce multiple centers that define a Gaussian mixture. By combining MDNs with contrastive costs, this paper proposes data density approximation using four types of kernelized matrix costs: the scalar cost, the vector-matrix cost, the matrix-matrix cost (the trace of Schur complement), and the SVD cost (the nuclear norm), for learning multiple centers required to define a mixture density.

Index Terms—Kernels, Multiple-Output Neural Networks, Mixture Networks

I. INTRODUCTION

Costs that utilize pairwise distances, whether exponential or L_2 , are central to self-supervised and contrastive feature learning, including MoCo [1], SimCLR [2], Barlow Twins [3], SimSiam [4], VICReg [5], VICRegL [6], FastSiam [7]. These costs often include a minimization term for the intra-class invariance, and a maximization term for inter-class diversity. Similar to eigendecomposition, the minimization is similar to finding an invariant equilibrium for a linear operator; the maximization is similar to enforcing orthonormality. As shown in our previous work [8, 9, 10, 11], such cost structures can be viewed as decomposing a linear operator of a density ratio for dependence measurement.

A prevalent approach to generative models and density approximation is fitting data with a Gaussian mixture, using a neural network capable of producing multiple centers to define the mixture, known as Mixture Density Networks (MDNs) [12]. One can spot the analogy here: like defining multi-dimensional feature vectors earlier, the network here defines multiple centers for a mixture. Suppose the data density is $p(X)$ and the model is $q(X) = \int q(c)w(c)\mathcal{N}(X - m(c); v(c))dc$, a Gaussian mixture parameterized by a neural network. We have identified at least four ways to define contrastive costs to approximate p with q :

- 1) Using the Cauchy-Schwarz inequality, we directly define the inner product normalized by the norm $\frac{\langle p, q \rangle^2}{\langle q, q \rangle}$ as a scalar cost, upper bounded by the norm of the data density $\langle p, p \rangle$. Maximizing this ratio makes the bound tight and $q = p$.
- 2) Inspired by how the linear least-square solution is the famous $R^{-1}P$, we view $q(X)$ as a series of Gaussian residuals q_1, q_2, \dots, q_K . Each $q_k(X) = \mathcal{N}(X - m_k; v_k)$ is a single Gaussian. Optimal weights for predicting the data density $p(X)$ using these residuals should be given by $R^{-1}P$, where R is the Gaussian Gram matrix of q . The “mean-squared error” is $P^\top R^{-1}P$, a scalar to be optimized.
- 3) Now also view the data density p as Gaussian residuals p_1, p_2, \dots, p_N for a batch of samples X_1, X_2, \dots, X_N . Each residual is $p_n = \mathcal{N}(X - X_n; v_X)$ defined on one data sample. The error of using the two series of residuals, q_1, q_2, \dots, q_K and p_1, p_2, \dots, p_N , for predicting each other is given by the trace of the Schur complement $\text{Trace}(R_G^{-\frac{1}{2}} P_{FG}^\top R_F^{-1} P_{FG} R_G^{-\frac{1}{2}})$, where R_G and R_F are two Gaussian Gram matrices for p and q .

- 4) We can also directly perform SVD on Gaussian cross Gram matrix P_{FG} and maximize the sum of its singular values, which has the best results. It turns out that this sum, the nuclear norm of P_{FG} , can be viewed as a form of divergence.

We name these costs based on Gaussian Gram matrices and cross Gram matrices the family of kernelized matrix costs, including the scalar cost $\frac{\langle p, q \rangle^2}{\langle q, q \rangle}$, the vector-matrix cost $P^\top R^{-1}P$, the trace of Schur complement $\text{Trace}(R_G^{-\frac{1}{2}} P_{FG}^\top R_F^{-1} P_{FG} R_G^{-\frac{1}{2}})$, and the nuclear norm (the sum of singular values) of P_{FG} . The nuclear norm cost offers the best performance.

Gaussian Gram matrix-based statistical measures can be traced back to KICA [13, 14, 15], HSIC [16], and DCCA [17]. We propose costs for learning mixture densities using neural networks. The code for this paper is available at <https://github.com/bohu615/kernelized-matrix-cost>.

II. ESSENTIAL PROPERTIES

Our proposal is made possible by the properties of Gaussian mixtures that the norm of a Gaussian mixture density has a closed form determined only by the mean, variance, and weights; the inner product of two Gaussian mixture densities also has a closed form, presented as follows: Property 1 shows the inner product between two Gaussian functions; Property 2 shows closed forms for norms and inner products of Gaussian mixtures with discrete priors; Property 3 shows closed forms for continuous priors.

Property 1. *Given two Gaussian density functions $p_1(X) = \mathcal{N}(X - m_1; v_1)$ and $p_2(X) = \mathcal{N}(X - m_2; v_2)$, their inner product has a closed form:*

$$\langle p_1, p_2 \rangle = \mathcal{N}(m_1 - m_2; v_1 + v_2). \quad (1)$$

Property 2. *(Gaussian mixtures with discrete priors.) Given a discrete Gaussian mixture $p(X) = \sum_{k=1}^K w_k \mathcal{N}(X - m_k; v_k)$, the L_2 norm of p satisfies*

$$\langle p, p \rangle = \sum_{i=1}^K \sum_{j=1}^K w_i w_j \mathcal{N}(m_i - m_j; v_i + v_j). \quad (2)$$

Given another mixture $q(X) = \sum_{k=1}^{K'} w'_k \mathcal{N}(X - m'_k; v'_k)$, the inner product between p and q satisfies

$$\langle p, q \rangle = \sum_{i=1}^K \sum_{j=1}^{K'} w_i w'_j \mathcal{N}(m_i - m'_j; v_i + v'_j). \quad (3)$$

Property 3. *(Gaussian mixtures with any priors.) Given a Gaussian mixture with a prior distribution $p(X) = \int p(c)w(c)\mathcal{N}(X - m(c); v(c))dc$. The norm of $p(X)$ satisfies*

$$\begin{aligned} \langle p, p \rangle &= \iint p(c_1)p(c_2)w(c_1)w(c_2) \\ &\quad \mathcal{N}(m(c_1) - m(c_2); v(c_1) + v(c_2))dc_1dc_2 \\ &= \mathbb{E}_{c_1, c_2} [w(c_1)w(c_2)\mathcal{N}(m(c_1) - m(c_2); v(c_1) + v(c_2))]. \end{aligned} \quad (4)$$

Given another Gaussian mixture $q(X) = \int p'(c)w'(c)\mathcal{N}(X - m'(c); v'(c))dc$, the inner product between them satisfies

$$\begin{aligned}\langle p, q \rangle &= \iint p(c)p'(c')w(c)w'(c') \\ &\quad \mathcal{N}(m(c) - m'(c'); v(c) + v'(c')) dcd c' \\ &= \mathbb{E}_{c, c'} [w(c)w'(c') \mathcal{N}(m(c) - m'(c'); v(c) + v'(c'))].\end{aligned}\quad (5)$$

Corollary 3.1. *The L_p norm of a Gaussian mixture for any exponent, regardless of discrete or continuous prior, has a closed form.*

Thus, norms and inner products of Gaussian mixtures, with discrete priors $p(X) = \sum_{k=1}^K w_k \mathcal{N}(X - m_k; v_k)$ or arbitrary priors $p(X) = \int p(c)w(c)\mathcal{N}(X - m(c); v(c))dc$, have closed forms determined by mean distances, variance sums, and weight products, which is a double sum for discrete cases and an expectation for continuous cases.

III. KERNELIZED MATRIX COSTS

With the closed-form solutions for Gaussian functions and mixture densities, we propose the following costs for using a Gaussian mixture q to approximate a data density p :

- 1) Proposition 4, $sc(q; p)$: Apply the Schwarz inequality directly;
- 2) Proposition 5, $vc(\mathbf{f}; p)$: Suppose we have a series of Gaussian residuals $\mathbf{f} = [q_1, q_2, \dots, q_K]^\top$. What is the optimal linear weights and “mean-squared error” for them to predict a density p ?
- 3) Proposition 6, $mc(\mathbf{f}, \mathbf{g}; p)$: Suppose we have two series of residuals, $\mathbf{f} = [q_1, q_2, \dots, q_K]^\top$ for the model and $\mathbf{g} = [p_1, p_2, \dots, p_N]^\top$ for the data. What is the error for them to predict each other?
- 4) Proposition 7: Perform the SVD on the Gaussian cross Gram matrix \mathbf{P}_{FG} directly and maximize its singular values.

Proposition 4. (Scalar Cost.) *Given a model density q and a data density p . By the Schwarz inequality,*

$$\langle p, q \rangle^2 \leq \langle p, p \rangle \cdot \langle q, q \rangle. \quad (6)$$

Define the cost $sc(q; p)$ as follows with an upper bound

$$sc(q; p) = \frac{\langle p, q \rangle^2}{\langle q, q \rangle}, \quad sc(q; p) \leq \langle p, p \rangle. \quad (7)$$

The upper bound is tight when $q = p$.

Proposition 5. (Vector-Matrix Cost.) *Given a series of Gaussian residuals $\mathbf{f} = [q_1, q_2, \dots, q_K]^\top$. Build an auto-correlation matrix $\mathbf{R} = \int \mathbf{f} \mathbf{f}^\top dX$ and a cross-correlation vector $\mathbf{P} = \int \mathbf{f} \cdot p dX$. We define the vector-matrix cost as*

$$vc(\mathbf{f}; p) = \mathbf{P}^\top \mathbf{R}^{-1} \mathbf{P}, \quad vc(\mathbf{f}; p) \leq \langle p, p \rangle. \quad (8)$$

Proposition 6. (Matrix-Matrix Cost.) *Given two series of Gaussian residuals $\mathbf{f} = [q_1, q_2, \dots, q_K]^\top$ and $\mathbf{g} = [p_1, p_2, \dots, p_N]^\top$. Build two auto-correlation matrices and their cross-correlation matrix using:*

$$\begin{aligned}\mathbf{R}_F &= \int \mathbf{f} \mathbf{f}^\top dX, \quad \mathbf{R}_G = \int \mathbf{g} \mathbf{g}^\top dX, \\ \mathbf{P}_{FG} &= \int \mathbf{f} \mathbf{g}^\top dX, \quad \mathbf{R}_{FG} = \begin{bmatrix} \mathbf{R}_F & \mathbf{P}_{FG} \\ \mathbf{P}_{FG}^\top & \mathbf{R}_G \end{bmatrix}.\end{aligned}\quad (9)$$

We maximize the trace of the Schur complement

$$mc(\mathbf{f}, \mathbf{g}; p) = \text{Trace}(\mathbf{R}_G^{-\frac{1}{2}} \mathbf{P}_{FG}^\top \mathbf{R}_F^{-1} \mathbf{P}_{FG} \mathbf{R}_G^{-\frac{1}{2}}). \quad (10)$$

or equivalently minimizing the log-determinant $\log \det \mathbf{R}_{FG} - \log \det \mathbf{R}_F - \log \det \mathbf{R}_G$. The two are interchangeable and we use the trace cost for analysis. Suppose the data are fixed and we train only the model, the matrix \mathbf{R}_G can be ignored.

Proposition 7. (SVD Cost.) *For a batch of data samples X_1, X_2, \dots, X_N and a batch of centers X'_1, X'_2, \dots, X'_K produced by a neural net, we directly build a Gaussian cross-correlation matrix \mathbf{P}_{FG} between them and perform SVD. The objective is to maximize its singular values:*

$$\mathbf{P}_{FG} = \mathbf{U} \mathbf{S} \mathbf{V}, \quad \mathbf{U} \mathbf{U}^\top = \mathbf{I}, \quad \mathbf{V} \mathbf{V}^\top = \mathbf{I}, \quad \mathbf{S} = \begin{bmatrix} \sigma_1 & & \\ & \ddots & \\ & & \sigma_N \end{bmatrix}, \quad (11)$$

$$\max \sum_{k=1}^K \sigma_k.$$

We found that decomposing a Gaussian cross Gram matrix \mathbf{P}_{FG} with a small variance is a must. Decomposing an L_2 distance matrix is ineffective, as is the Frobenius norm $\text{Trace}(\mathbf{P}_{FG} \mathbf{P}_{FG}^\top)$.

We further explain how to apply them. For all costs, a series of centers is required to define the mixture. At each training step, sample noise u_1, \dots, u_K from a prior distribution (uniform, Gaussian, or hybrid). Next, a neural network maps the noise to generated samples X'_1, X'_2, \dots, X'_K . Sample a batch of samples X_1, X_2, \dots, X_N at each iteration. Approximate the data and model densities with

$$p(X) \approx \frac{1}{N} \sum_{n=1}^N \mathcal{N}(X - X_n; v_p), \quad q(X) \approx \frac{1}{K} \sum_{k=1}^K \mathcal{N}(X - X'_k; v_q). \quad (12)$$

Then for the scalar cost, the norms and the inner product follow

$$\begin{aligned}\langle p, q \rangle &= \frac{1}{NK} \sum_{n=1}^N \sum_{k=1}^K \mathcal{N}(X_n - X'_k; v_p + v_q), \\ \langle q, q \rangle &= \frac{1}{K^2} \sum_{i=1}^K \sum_{j=1}^K \mathcal{N}(X'_i - X'_j; 2v_q), \quad \langle p, p \rangle = \frac{1}{N^2} \sum_{i=1}^N \sum_{j=1}^N \mathcal{N}(X_i - X_j; 2v_p).\end{aligned}\quad (13)$$

For the matrix costs, a Gaussian cross-correlation matrix can be constructed by

$$\mathbf{M}_{FG} = \frac{1}{d_X} \begin{bmatrix} \|X_1 - X'_1\|_2^2 & \dots & \|X_1 - X'_K\|_2^2 \\ \vdots & \ddots & \vdots \\ \|X_N - X'_1\|_2^2 & \dots & \|X_N - X'_K\|_2^2 \end{bmatrix}, \quad \mathbf{P}_{FG} \approx \exp\left(-\frac{1}{2(v_p + v_q)}\right) \mathbf{M}_{FG}. \quad (14)$$

That is, we first construct the matrix of L_2 distances \mathbf{M}_{FG} between all pairs of X_n and X'_k , divide it by data dimension d_X , scale by the sum of variances $v_p + v_q$, and take its exponential. For simplicity, one can set $v_p = v_q = v$. Due to normalization, the Gaussian pdf's scalar constant can be ignored, as it is also arbitrarily small in high dimensions. Scaling with d_X is crucial for numerical stability in high dimensions. The Gaussian auto-correlation \mathbf{R}_F and \mathbf{R}_G can be constructed similarly. For the vector cost, the expectation $\mathbf{P} = \int \mathbf{f} \cdot p dX$ can be obtained simply by summing rows of \mathbf{P}_{FG} .

With approximated norms, Gram matrices, and expectations, we can build the costs from propositions. We found that the scalar cost, vector-matrix cost, and matrix-matrix cost perform similarly, while the SVD cost outperforms the others.

IV. THEORETICAL JUSTIFICATION

Because of the Schwarz inequality, the scalar cost $sc(q; p)$ is naturally upper bounded by the norm of p . Because both the vector-matrix cost $vc(\mathbf{f}; p) = \mathbf{P}^\top \mathbf{R}^{-1} \mathbf{P}$ and matrix-matrix cost $mc(\mathbf{f}, \mathbf{g}; p) = \text{Trace}(\mathbf{R}_G^{-\frac{1}{2}} \mathbf{P}_{FG}^\top \mathbf{R}_F^{-1} \mathbf{P}_{FG} \mathbf{R}_G^{-\frac{1}{2}})$ are defined with the optimal linear predictor of p , it can be shown that they are also upper bounded by the norm of p .

Note that $\mathbf{P} = \int \mathbf{f} \cdot p dX$ in the vector-matrix cost is an expectation vector of Gaussian residuals, and $\mathbf{P}_{FG} = \int \mathbf{f} \mathbf{g}^\top dX$ in the matrix-matrix cost is a Gaussian cross-correlation matrix by treating both the data and the model densities as Gaussian residuals.

Using $vc = \mathbf{P}^\top \mathbf{R}^{-1} \mathbf{P}$ as an example. When it is maximized, the prediction of the density p with the series of Gaussian residuals \mathbf{f} is $q = (\mathbf{R}^{-1} \mathbf{P})^\top \mathbf{f} \approx p$. Then the cost vc becomes $vc = \int (\mathbf{R}^{-1} \mathbf{P})^\top \mathbf{f} \cdot p dX = \int q \cdot p dX \approx \int p^2 dX$, which is also upper bounded by the norm of p . The same analysis can be applied to the matrix-matrix cost $mc(\mathbf{f}, \mathbf{g}; p) = \text{Trace}(\mathbf{R}_G^{-\frac{1}{2}} \mathbf{P}_{FG}^\top \mathbf{R}_F^{-1} \mathbf{P}_{FG} \mathbf{R}_G^{-\frac{1}{2}})$.

A simplified justification for maximizing singular values of \mathbf{P}_{FG} is that when samples match one-by-one, with $X_n = X'_n$, the

cross-correlation \mathbf{P}_{FG} will become an auto-correlation matrix, thus Hermitian. In this case, the sum of its singular values is the sum of its eigenvalues, which is also the matrix trace. The diagonal elements of a Hermitian Gaussian Gram matrix are all constants $\mathcal{N}(X_n - X_n) = \mathcal{N}(0)$, so the trace is $N \cdot \mathcal{N}(0)$. We found that this trace, a constant $N \cdot \mathcal{N}(0)$, is the maximal value that the cost can reach. Though the solution $X_n = X'_n$ is non-unique, when $p(X)$ and $q(X)$ are far apart, the nuclear norm of \mathbf{P}_{FG} will be smaller than this constant value. The detailed analysis is as follows.

Property 8. *With a continuous kernel function $\mathcal{K}(X, X')$ and density functions $p(X)$, $q(X)$, we propose two decompositions based on Mercer's theorem: decomposing $\sqrt{p(X)}\mathcal{K}(X, X')\sqrt{q(X')}$ with orthonormal bases w.r.t. Lebesgue measure μ (Eq. (15)); and decomposing $\mathcal{K}(X, X')$ with bases orthonormal w.r.t. probability measures p , q (Eq. (16)). The two decompositions share the same singular values. Their discrete equivalents for Hermitian matrices $\mathbf{K}_{XX'}$ and discrete densities are shown in Eq. (17) and Eq. (18).*

$$\sqrt{p(X)}\mathcal{K}(X, X')\sqrt{q(X')} = \sum_{k=1}^K \lambda_k \phi_k(X) \psi_k(X'), \quad (15)$$

$$\int \phi_i \phi_j dX = \int \psi_i \psi_j dX' = \begin{cases} 1, & i = j \\ 0, & i \neq j \end{cases}.$$

$$\mathcal{K}(X, X') = \sum_{k=1}^K \lambda_k \widehat{\phi}_k(X) \widehat{\psi}_k(X'), \quad (16)$$

$$\int \widehat{\phi}_i \widehat{\phi}_j p(X) dX = \int \widehat{\psi}_i \widehat{\psi}_j q(X') dX' = \begin{cases} 1, & i = j \\ 0, & i \neq j \end{cases}.$$

$$\text{diag}(\sqrt{\mathbf{P}_X}) \mathbf{K}_{XX'} \text{diag}(\sqrt{\mathbf{Q}_{X'}}) = \mathbf{U} \mathbf{S} \mathbf{V}, \quad \mathbf{U} \mathbf{U}^\top = \mathbf{I}, \quad \mathbf{V} \mathbf{V}^\top = \mathbf{I}. \quad (17)$$

$$\mathbf{K}_{X,X'} = \mathbf{U} \mathbf{S} \mathbf{V}, \quad \mathbf{U} \text{diag}(\mathbf{P}_X) \mathbf{U}^\top = \mathbf{I}, \quad \mathbf{V} \text{diag}(\mathbf{Q}_X) \mathbf{V}^\top = \mathbf{I}. \quad (18)$$

Since the matrix $\mathbf{K}_{XX'}$ is Hermitian, we can decompose it with $\mathbf{K}_{XX'} = \mathbf{Q}_N \mathbf{A} \mathbf{N} \mathbf{Q}_N^\top$. Define $\mathbf{A} := \text{diag}(\sqrt{\mathbf{P}_X}) \mathbf{Q}_N \mathbf{A}_N^{\frac{1}{2}}$ and $\mathbf{B} := \text{diag}(\sqrt{\mathbf{Q}_X}) \mathbf{Q}_N \mathbf{A}_N^{\frac{1}{2}}$, applying the inequality of the nuclear norm:

$$\begin{aligned} \|\mathbf{A} \mathbf{B}^\top\|_* &\leq \sqrt{\|\mathbf{A} \mathbf{A}^\top\|_*} \cdot \sqrt{\|\mathbf{B} \mathbf{B}^\top\|_*}, \\ \|\mathbf{A} \mathbf{A}^\top\|_* &= \|\text{diag}(\sqrt{\mathbf{P}_X}) \mathbf{K}_{XX'} \text{diag}(\sqrt{\mathbf{P}_X})\|_* \\ &= \text{Trace}(\text{diag}(\sqrt{\mathbf{P}_X}) \mathbf{K}_{XX'} \text{diag}(\sqrt{\mathbf{P}_X})) \\ &= \mathcal{N}(0) = \|\mathbf{B} \mathbf{B}^\top\|_*. \end{aligned} \quad (19)$$

That is, the nuclear norm of the defined matrix $\text{diag}(\sqrt{\mathbf{P}_X}) \mathbf{K}_{XX'} \text{diag}(\sqrt{\mathbf{Q}_X})$ is upper bounded by the constant $\mathcal{N}(0)$. The bound is tight when $\mathbf{A} = \mathbf{B}$ for positive eigenvalues of $\mathbf{K}_{XX'}$, i.e., when $\text{diag}(\sqrt{\mathbf{P}_X}) \mathbf{Q}_N = \text{diag}(\sqrt{\mathbf{Q}_X}) \mathbf{Q}_N$.

Property 8 shows the decomposition of a continuous function $\sqrt{p(X)}\mathcal{K}(X, X')\sqrt{q(X')}$ using Mercer's theorem (Eq. (15)). Suppose ϕ_i and ψ_i are the bases of this function, by applying variational trick $\widehat{\phi}_i = \phi_i / \sqrt{p(X)}$ and $\widehat{\psi}_i = \psi_i / \sqrt{q(X')}$, we obtain bases $\widehat{\phi}_i$ and $\widehat{\psi}_i$ orthonormal to the probability measures $p(X)$ and $q(X)$ that decompose the kernel $\mathcal{K}(X, X')$ (Eq. (16)). In summary, the variational trick transforms the decomposition of $\sqrt{p(X)}\mathcal{K}(X, X')\sqrt{q(X')}$ (Eq. (15)) into decomposing $\mathcal{K}(X, X')$ (Eq. (16)), by changing the measures from the Lebesgue measure to probability measures. This decomposition of $\mathcal{K}(X, X')$ with bases orthonormal to probability measures is the SVD of the Gaussian cross-correlation matrix \mathbf{P}_{FG} .

The inspiration also comes from the following. A conventional f -divergence [18, 19] is a functional on the density ratio $\frac{p(X)}{q(X)}$. Suppose the densities are discrete. This ratio is a vector that does not have a standard convenient orthonormal decomposition. But if we define a quantity like $\text{diag}(\sqrt{\mathbf{P}_X}) \mathbf{K}_{XX'} \text{diag}(\sqrt{\mathbf{Q}_X})$, then the decomposition becomes possible. If we pick $\mathbf{K}_{X,X'}$ to be an identity matrix, correspondingly the identify function $\mathcal{K}(X, X') = \mathbb{1}\{X = X'\}$, then the matrix to decompose becomes $\text{diag}(\sqrt{\mathbf{P}_X}) \text{diag}(\sqrt{\mathbf{Q}_X})$,

a diagonal matrix with elements $\sqrt{p(X)}\sqrt{q(X')}$. Summing its singular values becomes $\int \sqrt{p(X)} \cdot \sqrt{q(X')} dX$, a form of Hellinger distance. One can spot the drawback that for continuous p and q , this decomposition will generate an infinite number of singular values at each point in the sample domain when $\sqrt{p(X)}\sqrt{q(X')}$ is positive. So a smoother like a Gaussian function as $\mathcal{K}(X, X')$ is a must such that we can still measure the distance between $\sqrt{p(X)}$ and $\sqrt{q(X')}$ but with a finite number of singular values.

It is also possible to discuss the optimal singular functions when $q = p$. Not only can we can apply eigendecomposition $\mathbf{K}_{XX'} = \mathbf{Q}_N \mathbf{A} \mathbf{N} \mathbf{Q}_N^\top$, but we can also decompose a Gaussian function using the closed-form inner product $\mathcal{N}(X - X'; 2v) = \int \mathcal{N}(X - X''; v) \mathcal{N}(X' - X''; v) dX''$. So $\mathbf{K}_{XX'}$ can also be decomposed as $\mathbf{K}_{XX'} = \mathbf{K}_{XX''} \mathbf{K}_{XX''}^\top$, with $\mathbf{K}_{XX''}$ having half of the variance of $\mathbf{K}_{XX'}$. Denote $\mathbf{C} = \text{diag}(\sqrt{\mathbf{P}_X}) \mathbf{K}_{XX''}$, then

$$\text{diag}(\sqrt{\mathbf{P}_X}) \mathbf{K}_{XX'} \text{diag}(\sqrt{\mathbf{P}_X}) = \mathbf{C} \mathbf{C}^\top, \quad (20)$$

implying that the eigenvector of $\text{diag}(\sqrt{\mathbf{P}_X}) \mathbf{K}_{XX'} \text{diag}(\sqrt{\mathbf{P}_X})$ must match the left singular vector of \mathbf{C} . One can further see that \mathbf{C} represents $\sqrt{p(X)}\mathcal{N}(X - X''; v)$, the square root of a joint density $p(X, X'') = p(X)\mathcal{N}(X - X''; 2v)$ up to a constant, representing the data density $p(X)$ passed through a Gaussian conditional.

Additionally, the inner product between the model residuals $\mathbf{f} = [q_1, q_2, \dots, q_K]^\top$ and the data residuals $\mathbf{g} = [f_1, f_2, \dots, f_N]^\top$ is given by $\mathbf{P}_{FG} = \int \mathbf{f} \mathbf{g}^\top dX$. Given SVD $\mathbf{P}_{FG} = \mathbf{U} \mathbf{S} \mathbf{V}$, we can further normalize $\widehat{\mathbf{f}} = \mathbf{U}^\top \mathbf{f}$ and $\widehat{\mathbf{g}} = \mathbf{V}^\top \mathbf{g}$. If we write \mathbf{P}_{FG} as

$$\begin{aligned} \mathbf{P}_{FG} &= \int \mathbf{f} \mathbf{g}^\top dX = \iint \mathbf{f}(X') \mathbb{1}\{X' = X\} \mathbf{g}^\top(X) dX' dX. \\ &\iint \widehat{\mathbf{f}}(X') \mathbb{1}\{X' = X\} \widehat{\mathbf{g}}^\top(X) dX' dX = \mathbf{S}, \end{aligned} \quad (21)$$

meaning that we put an identity function $\mathbb{1}\{X' = X\}$ between \mathbf{f} and \mathbf{g} to make the integral over X a double integral. Then, the normalized functions $\widehat{\mathbf{f}}(X')$ and $\widehat{\mathbf{g}}(X)$ can be said to decompose $\mathbb{1}\{X' = X\}$:

$$\mathbb{1}(X' = X) \approx \sum_{k=1}^K \sigma_k \widehat{\mathbf{f}}_k(X') \widehat{\mathbf{g}}_k(X), \quad (22)$$

which can be described as using $\widehat{\mathbf{f}}$ and $\widehat{\mathbf{g}}$, the Gaussian residuals with affine transformations \mathbf{U} and \mathbf{V} , to approximate and decompose the identity function $\mathbb{1}\{X = X'\}$, i.e., using Gaussian residuals to come up with the best approximator of the identity $\mathbb{1}\{X = X'\}$. This conclusion of approximating identity function with affine transformed Gaussians also applies to the vector-matrix and matrix-matrix costs.

Property 9. *If we maximize $\text{Trace}(\mathbf{R}_G^{-\frac{1}{2}} \mathbf{P}_{FG}^\top \mathbf{R}_F^{-1} \mathbf{P}_{FG} \mathbf{R}_G^{-\frac{1}{2}})$, apply the eigendecomposition and transformations*

$$\mathbf{R}_F^{-\frac{1}{2}} \mathbf{P}_{FG} \mathbf{R}_G^{-\frac{1}{2}} = \mathbf{U} \mathbf{S} \mathbf{V}, \quad \widehat{\mathbf{f}}^* = \mathbf{U}^\top \mathbf{R}_F^{-\frac{1}{2}} \mathbf{f}^*, \quad \widehat{\mathbf{g}} = \mathbf{V}^\top \mathbf{R}_G^{-\frac{1}{2}} \mathbf{g}. \quad (23)$$

In this case, it can be shown that $\widehat{\mathbf{f}}^$ and $\widehat{\mathbf{g}}$ is the best possible solution for approximating the identity $\mathbb{1}\{X = X'\}$ using these residuals, with the added property of orthonormality for using $\mathbf{R}_F^{-\frac{1}{2}}$, $\mathbf{R}_G^{-\frac{1}{2}}$.*

V. MULTIVARIATE FUNCTION APPROXIMATOR

We have introduced using the decomposition to approximate a kernel function $\mathcal{K}(X, X')$ of two arguments. In the high level, we are using a function approximator of a form $k(X, X') = \sum_{k=1}^K \phi_k(X) \psi_k(X')$ (Eq. (24)). Here we also propose a multivariate extension to k .

Property 10. *For variables X_1, X_2, \dots, X_T , we initialize multivariate functions $\phi_k^{(1)}, \phi_k^{(2)}, \dots, \phi_k^{(T)}$ with K entries each. We define a multivariate function $k(X_1, X_2, \dots, X_T)$ (Eq. (24)) as the product of functions over t and their sum over k . But a product of functions may be numerically unstable, so we make variational changes to define \widehat{k} :*

- Modify functions to $\phi_k(X_t, t)$ with sample and position as inputs;
- Replace product with the exponential of the mean;

- Use negative mean of the square to bound exponential value by 1. Adding a real coefficient α , since each Gaussian is bounded by 1.

$$\begin{aligned}
k(X, X') &= \sum_{k=1}^K \phi_k(X) \psi_k(X'). \\
&\Downarrow \\
k(X_1, X_2, \dots, X_T) &= \sum_{k=1}^K \phi_k^{(1)}(X_1) \phi_k^{(2)}(X_2) \dots \phi_k^{(T)}(X_T). \\
&\Downarrow \\
\hat{k}(X_1, X_2, \dots, X_T) &= \alpha \cdot \sum_{k=1}^K \exp\left(-\frac{1}{T} \sum_{t=1}^T \phi_k^2(X_t, t)\right).
\end{aligned} \tag{24}$$

Unlike a standard network, this topology first maps pixels and patches to multivariate features that do not interact until the final exponential of averages. We still use batch normalization to improve results, but applied only to features of each pixel or patch without creating interactions. To achieve universality, a series of layers denoted as $\mathbf{k}^{(1)}, \mathbf{k}^{(2)}, \dots, \mathbf{k}^{(M)}$ is applied to each pixel or patch $\mathbf{x}(t)$ (Eq. (25)), which we also force to be Gaussian functions. Starting with $\mathbf{y}^{(0)}(t) = \mathbf{x}(t)$, layers are applied sequentially. Each layer $\mathbf{k}^{(m)}$ contains an affine transformation $\mathbf{A}^{(m)}$, weights $\mathbf{W}^{(m)}(t)$ as Gaussian center anchors, an exponential of the L_2 , and a batch norm (Eq. (26)). The interaction among t happens only in the final layer (Eq. (27)).

$$\mathbf{k}_t(\mathbf{x}(t)) = \mathbf{k}^{(M)} \dots (\mathbf{k}^{(2)}(\mathbf{k}^{(1)}(\mathbf{x}(t)))) \tag{25}$$

$$\mathbf{k}^{(m)}(\mathbf{y}^{(m-1)}(t)) = \text{BN}\left(e^{-\|\mathbf{A}^{(m)}\mathbf{y}^{(m-1)}(t) - \mathbf{W}^{(m)}(t)\|_2^2}\right). \tag{26}$$

$$k(\mathbf{x}_1, \mathbf{x}_2, \dots, \mathbf{x}_T) = \mathbf{A}_F e^{-\frac{1}{T} \sum_{t=1}^T \|\mathbf{k}_t(\mathbf{x}(t)) - \mathbf{W}_F(t)\|_2^2}. \tag{27}$$

VI. EXPERIMENTS

Generations. We found no difficulties in using costs to train a standard mixture density network to fit toy 2D datasets and image datasets like MNIST and CelebA. Among the costs, the SVD cost works best.

The procedure is first sampling noise u_1, u_2, \dots, u_N from a prior, mapping them through a neural network to generate samples X'_1, X'_2, \dots, X'_N , and then applying the costs between X_1, X_2, \dots, X_N and X'_1, X'_2, \dots, X'_N . At each training step, it is applied to a different batch. Fig. 1 shows fitting a 10-state Gaussian mixture with randomly initialized means. The network’s input is 10D uniform noise. The variances v in the costs are fixed at 0.001.

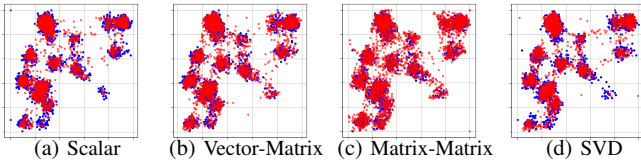


Fig. 1: Data samples (blue dots) and generated samples (red dots) with MDNs.

As a measure. For densities q and p , the closer they are, the larger the cost, as maximizing the cost will make q approach p . We create two mixture densities in Fig. 2a and shift one away from the other starting with a distance of -1 , moving q towards p until they match, and then away until the distance is 1. We visualize scalar cost sc , vector-matrix cost vc , matrix-matrix cost mc , and SVD cost in Fig. 2b, normalizing them with peak values of 1. We set $v = 0.01$.

Comparing the four costs, the SVD cost is the most accurate descriptor. The vector-matrix cost and the matrix-matrix cost (we quantify $\text{Trace}(\mathbf{P}_{FG}^T \mathbf{R}_F^{-1} \mathbf{P}_{FG})$) are not symmetrical as they use q to predict p . The scalar cost may saturate much faster than the others.

We have shown an important property of the SVD cost that it uses Gaussian residuals to find the best approximator for the identity function $\mathbb{1}\{X = X'\}$. Fig. 3 visualizes the quantity in Eq. (22) and indeed it approximates an identity matrix. For this figure, we use only one dimension from Fig. 2a and pick $v = 0.001$. As q shifts away from p , the diagonal elements disappear. When choosing $v = 0.01$, it still approximates a diagonal matrix but less accurately.

Visualizing the bases. Another important result we showed is that optimizing an SVD cost is decomposing the function $\sqrt{p(X)}\mathcal{K}(X, X')\sqrt{q(X)}$. Suppose $p(X)$ is a two-moon and $q(X)$ is a single Gaussian. Fig. 4a and 4b visualize the left and right singular functions. The shapes of them have an interesting consistency. And if q and p are both two-moon, the eigenfunctions have the shapes in Fig. 4c. The singular functions of this decomposition do exhibit meaningful patterns.

Classification w/ multivariate approximator. In Sec V, we extended $k(X, X') = \sum_{k=1}^K \phi_k(X) \psi_k(X')$ to function approximator $k(X_1, X_2, \dots, X_T)$ for series of variables, which first maps each pixel or patch to multivariate features, and features interact only through a Gaussian function in the final layer (Eq. (25) (26) (27)). Each layer in the network defines centers of a mixture. We conducted experiments on MNIST and CIFAR10, comparing it to regular neural networks for classification. We found high accuracy even with pixel-level feature projections, implying that the relationship between the feature projections and pixel-level interactions may be separate. It also implies that factorizing multivariate functions by Gaussian products can be a good choice.

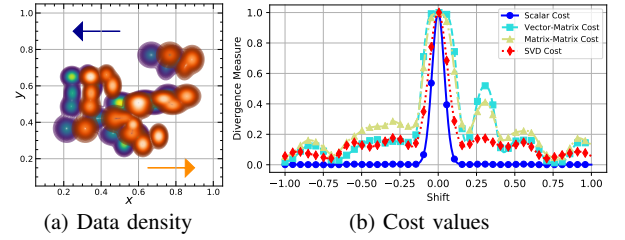


Fig. 2: Comparisons of cost value by shifting density q away from p .



Fig. 3: Illustrating the SVD cost’s property of approximating a diagonal function using Gaussian residuals (Eq. (22)). (a)~(c): $\text{var} = 0.01$. (d): $\text{var} = 0.001$, which still approximates an identity function but less accurately.




Fig. 4: Visualizations of singular functions for two-moon q and Gaussian p , and eigenfunctions when p and q are both two moons.

Model	MNIST		CIFAR-10	
	Train Acc	Test Acc	Train Acc	Test Acc
Patch Size				
1 (Pixel-Level)	0.990	0.974	0.899	0.600
3	0.998	0.982	0.997	0.806
5	1.000	0.988	0.998	0.819
7	1.000	0.989	0.998	0.820
CNN	1.000	0.990	0.999	0.908

TABLE I: Classification using a series of the product of Gaussian functions as a function approximator (Eq. (24), Eq. (25) to Eq. (27)).

REFERENCES

- [1] Kaiming He, Haoqi Fan, Yuxin Wu, Saining Xie, and Ross Girshick. Momentum contrast for unsupervised visual representation learning. *arXiv preprint arXiv:1911.05722*, 2020.
- [2] Ting Chen, Simon Kornblith, Mohammad Norouzi, and Geoffrey Hinton. A simple framework for contrastive learning of visual representations. In *International Conference on Machine Learning (ICML)*, pages 1597–1607, 2020.
- [3] Jean-Bastien Grill, Florian Strub, Florent Altché, Corentin Tallec, Pierre H Richemond, Elena Buchatskaya, Carl Doersch, Bernardo Avila Pires, Zhaohan Daniel Guo, Mohammad Gheshlaghi Azar, et al. Bootstrap your own latent: A new approach to self-supervised learning. *arXiv preprint arXiv:2006.07733*, 2020.
- [4] Xinlei Chen and Kaiming He. Exploring simple siamese representation learning. In *the IEEE/CVF Conference on Computer Vision and Pattern Recognition (CVPR)*, pages 15750–15758, 2021.
- [5] Shang Wang, Zhixuan Liao, Mathilde Caron, and Piotr Bojanowski. Vicreg: Variance-invariance-covariance regularization for self-supervised learning. *arXiv preprint arXiv:2105.04906*, 2021.
- [6] Adrien Bardes, Jean Ponce, and Yann LeCun. Vicregl: Self-supervised learning of local visual features. *arXiv preprint arXiv:2210.01571*, 2022.
- [7] Daniel Pototzky, Azhar Sultan, and Lars Schmidt-Thieme. Fastiam: Resource-efficient self-supervised learning on a single gpu. In *Pattern Recognition: 44th DAGM German Conference, DAGM GCPR 2022, Konstanz, Germany, September 27–30, 2022, Proceedings*, pages 53–67. Springer, 2022.
- [8] Bo Hu and Jose C Principe. The cross density kernel function: A novel framework to quantify statistical dependence for random processes. *arXiv preprint arXiv:2212.04631*, 2022.
- [9] Shihan Ma, Bo Hu, Tianyu Jia, Alexander Clarke, Blanka Zicher, Arnault Caillet, Dario Farina, and José C Príncipe. Learning cortico-muscular dependence through orthonormal decomposition of density ratios. *Advances in Neural Information Processing Systems*, 37:129303–129328, 2024.
- [10] Bo Hu, Yuheng Bu, and José C Príncipe. Feature learning in image hierarchies using functional maximal correlation. *arXiv preprint arXiv:2305.20074*, 2023.
- [11] Bo Hu, Yuheng Bu, and José C Príncipe. Learning orthonormal features in self-supervised learning using functional maximal correlation. In *2024 IEEE International Conference on Image Processing (ICIP)*, pages 472–478. IEEE, 2024.
- [12] Christopher M Bishop. Mixture density networks. 1994.
- [13] Francis R Bach and Michael I Jordan. Kernel independent component analysis. *Journal of Machine Learning Research*, 3(Jul):1–48, 2002.
- [14] Luis Gonzalo Sanchez Giraldo, Murali Rao, and Jose C Principe. Measures of entropy from data using infinitely divisible kernels. *IEEE Transactions on Information Theory*, 61(1):535–548, 2014.
- [15] Luis Gonzalo Sanchez Giraldo. *Reproducing kernel hilbert space methods for information theoretic learning*. University of Florida, 2012.
- [16] Arthur Gretton, Olivier Bousquet, Alex Smola, and Bernhard Schölkopf. Measuring statistical dependence with Hilbert-Schmidt norms. In *International Conference on Algorithmic Learning Theory*, pages 63–77. Springer, 2005.
- [17] Galen Andrew, Raman Arora, Jeff Bilmes, and Karen Livescu. Deep canonical correlation analysis. In *International Conference on Machine Learning (ICML)*, pages 1247–1255. PMLR, 2013.
- [18] XuanLong Nguyen, Martin J Wainwright, and Michael I Jordan. On surrogate loss functions and f-divergences. *The Annals of Statistics*, 37(2):876–904, 2009.
- [19] XuanLong Nguyen, Martin J Wainwright, and Michael I Jordan. Estimating divergence functionals and the likelihood ratio by convex risk minimization. *IEEE Transactions on Information Theory*, 56(11):5847–5861, 2010.