

Stability of Adiabatic States in a Dissipative Three-Level System

Emil A. Gazazyan,^{1,2} Gayane G. Grigoryan,^{1,*} and Vanush Paturyan³

¹*Institute for Physical Research, of the National Academy of Sciences
of the Republic of Armenia, Ashtarak-2, 0203, Republic of Armenia*

²*Institute for Informatics and Automation Problems,
of the National Academy of Sciences of the Republic of Armenia,
Yerevan, 0014, 1, P. Sevak str., Republic of Armenia*

³*Department of Computer Science, Maynooth University, Maynooth, Co Kildare, Ireland*

The necessary and sufficient conditions for the stability of adiabatic states in three-level quantum systems are investigated analytically and numerically. Various possible configurations of three-level systems under exact two-photon resonance are considered. It is shown that in all these schemes, the lifetime of the studied states is determined by the dephasing time between levels that are not connected by a dipole transition. An efficient population transfer through the b-state at room temperature is demonstrated despite relatively long relaxation times. It is also demonstrated that, in case of large one-photon detuning, the so-called b-state has the same lifetime as that of the dark state. The evolution of adiabatic states for arbitrary values of single-photon detunings has been studied numerically.

I. INTRODUCTION

Coherent manipulation and control of quantum systems interacting with laser radiation form the basis for quantum technologies and various quantum applications (see [1–3] and references therein). In this context, resonant interactions [4, 5] have attracted significant attention in recent years [6–12]. Among them, adiabatic interactions are of particular importance due to their robust and versatile applicability, especially in the field of quantum information processing [13–16].

In closed quantum systems interacting adiabatically with resonant radiation the eigenstates of the interaction Hamiltonian are formed, giving rise to a wide range of coherent phenomena that have been extensively explored in the literature [17–20].

The lifetime of such adiabatic states in closed systems is governed by the inequalities $1/|\lambda_i - \lambda_j|_{\max} \ll T$, where $\lambda_{i,j}$ are the eigenvalues of the interaction hamiltonian (or the quasienergies if the system). It is worth recalling that the quasienergies λ_k represent the energies of the “atom + field” system, and the eigenstates $|\lambda_k\rangle$ in turn describe the states of the “atom + field” system at a particular energy level. Conventionally, the labeling of these states is chosen such that they asymptotically reduce to the bare atomic ground states in the limit of the vanishing field amplitudes.

In contrast, in open quantum systems where various relaxation and decoherence processes are present adiabatic states that were formed in the system can decay over time.

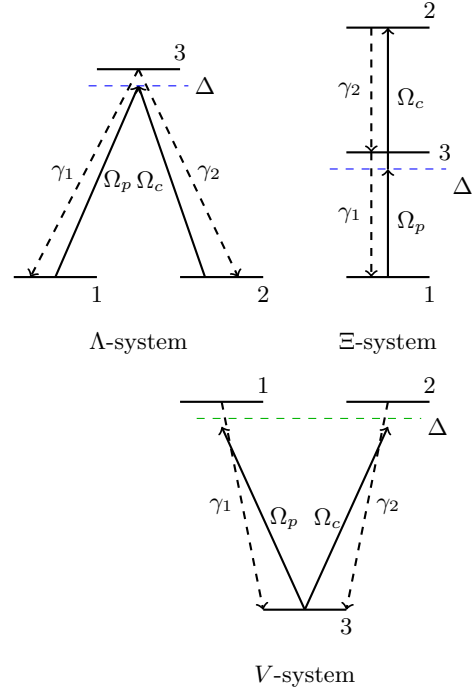


FIG. 1: Three-level quantum system configurations: Λ , Ξ , and V schemes with respective couplings and decay channels. The unusual numbering of levels was chosen to enable the analysis of all three systems within the same mathematical formalism.

The primary goal of the present work is to determine the characteristic timescales over which performance or the quantum logic gates based on the adiabatic interactions (such as the CNOT gate) may be regarded as efficient. To this end, both analytical and numerical analyses are conducted on adia-

* gaygrig@gmail.com

batic states in all three configurations of three-level quantum systems (see Fig. 1). The inequalities that determine the regions of variation of interaction parameters so that the adiabatic states remain stable have been obtained. Furthermore, a detailed analysis of the population transfer within the system is presented, illustrating the practical implications of adiabatic control in the presence of relaxation.

II. MATHEMATICAL FORMALISM

In the basis of eigenstates $|\lambda_i\rangle$, the interaction Hamiltonian is diagonal $H = \sum_i \lambda_i |\lambda_i\rangle\langle\lambda_i|$. Consequently, in the basis of atomic states $\{e_i\}$, the Hamiltonian $H' = U^\dagger H U$, $H' = \sum_i \lambda_i |e_i\rangle\langle e_i|$ becomes diagonal. Here U is the transformation matrix from the atomic basis $\{|e_k\rangle\}$ to the basis of the Hamiltonian's eigenvalues $\{|\lambda_k\rangle\}$ (i.e. $U|e_k\rangle = |\lambda_k\rangle$), and the matrix elements are given by $U_{ik} = \langle e_i | \lambda_k \rangle$ that is, the columns of the matrix U represent the eigenvectors $|\lambda_k\rangle$.

In this basis the equation of the density matrix becomes:

$$\frac{dR}{dt} = -i[H', R] + L' + [R, F] \quad (1)$$

Here $L' = U^\dagger L U$, where L is the Lindblad operator [21, 22] associated with various relaxation and dephasing processes. The matrix $F = U^\dagger \frac{dU}{dt}$ characterizes nonadiabatic transitions and is an antisymmetric matrix, with $F_{jl} = -\langle \lambda_j | \dot{\lambda}_l \rangle$, $F_{ii} = 0$, $F_{ij} = -F_{ji}$. If the quasienergies of the system do not depend on time, then $F \equiv 0$. In this case, for short interaction times, when relaxation processes can be neglected (i.e., $L \equiv 0$), the system of equations (1) has a simple solution:

$$R_{ij} = R_{ij}(0) \exp(-i(\lambda_i - \lambda_j)t). \quad (2)$$

With the initial conditions $R_{nn}(0) = 1$, $R_{ij}(0) = 0$ for $i, j \neq n$ (corresponding to the condition that at the initial moment one of the adiabatic states is formed), solution (2) becomes $R = \sigma_{nn} = |e_n\rangle\langle e_n|$.

In the general case, the system of equations (1) is rather cumbersome; however, we are only interested in solutions of the form $R = \sigma_{nn} + \varepsilon R'$, where ε is a small dimensionless parameter to be determined in the course of solving the problem.

We also provide another relation that will be useful later: under the condition $R = \sigma_{nn}$, the density matrix is $\rho = |\lambda_n\rangle\langle\lambda_n|$.

III. THREE-LEVEL SYSTEM

For a three-level system in exact two-photon resonance (i.e. $\omega_{21} = \omega_1 - \omega_2 + \dot{\varphi}_2 - \dot{\varphi}_1$), the eigenvalues are given by: $\lambda_1 = 0$, $\lambda_{2,3} = \frac{1}{2}(\Delta \mp \sqrt{\Delta^2 + 4\Omega^2})$. We adopt standard notations from the literature: $\tan \theta = \frac{\Omega_p}{\Omega_c}$, $\tan 2\Phi = \frac{2\Omega}{\Delta}$, $\Omega = \sqrt{\Omega_c^2 + \Omega_p^2}$. Then the eigenstates of the interaction Hamiltonian are:

$$\begin{aligned} |\lambda_1\rangle &= \cos \theta |1\rangle - \sin \theta |2\rangle \\ |\lambda_2\rangle &= \sin \theta \cos \Phi |1\rangle + \cos \theta \cos \Phi |2\rangle - \sin \Phi |3\rangle \\ |\lambda_3\rangle &= \sin \theta \sin \Phi |1\rangle + \cos \theta \sin \Phi |2\rangle + \cos \Phi |3\rangle \end{aligned}$$

We begin by analyzing the well-known “dark state” $|\lambda_1\rangle$. The Lindblad operator for this system is known (see e.g., [23]) and given in the appendix. In the new basis, this operator looks similar:

$$\begin{aligned} L' &= \frac{\gamma_1}{2}(2S_{13}RS_{31} - S_{33}R - RS_{33}) + \\ &\frac{\gamma_2}{2}(2S_{23}RS_{32} - S_{33}R - RS_{33}) + \\ &\frac{\gamma_{2\text{deph}}}{2}(2S_{22}RS_{22} - S_{22}R - RS_{22}) + \\ &\frac{\gamma_{3\text{deph}}}{2}(2S_{33}RS_{33} - S_{33}R - RS_{33}) \end{aligned} \quad (3)$$

Here, $S_{ij} = U^\dagger \sigma_{ij} U$, and γ_1, γ_2 are spontaneous emission rates at the corresponding transitions, while $\gamma_{2\text{deph}}, \gamma_{3\text{deph}}$ are dephasing rates at the same transitions (see Fig. 1).

From equation (1), we obtain:

$$\begin{aligned} R_{11} &= 1 - \frac{\gamma_c}{2} \int_0^t \sin^2 2\theta dt' \\ R_{22} &= \frac{\gamma_c}{2} \int_0^t \sin^2 2\theta \cos^2 \Phi dt' \end{aligned} \quad (4)$$

$$\begin{aligned} R_{21} &= \int_0^t \left(\frac{\gamma_c}{4} \sin 4\theta - \dot{\theta} \right) \cos \Phi e^{i \int_{t'}^t (\lambda_2 - \lambda_1) dt''} dt' \\ R_{31} &= \int_0^t \left(\frac{\gamma_c}{4} \sin 4\theta - \dot{\theta} \right) \sin \Phi e^{i \int_{t'}^t (\lambda_3 - \lambda_1) dt''} dt' \\ R_{32} &= \int_0^t \left(\frac{\gamma_c}{4} \sin^2 2\theta \sin 2\Phi \right) e^{i \int_{t'}^t (\lambda_3 - \lambda_2) dt''} dt' \end{aligned} \quad (5)$$

As expected, the state $|\lambda_1\rangle$ is insensitive to relaxation at the upper level and depends only on the lower state coherence decay rate γ_c . A necessary (but not sufficient) condition for stability is $\gamma_c T \ll 1$, where T is the interaction time.

Regarding equations (5), they can be minimized due to the rapidly oscillating exponential under the

integral (see, for example, [24, 25]). As is well known, the integral of a rapidly oscillating function $\int ae^{i\beta t} dt$ can be represented as a series expansion in powers of β^{-1} . Finally, the necessary and sufficient conditions for the stability of the state $|\lambda_1\rangle$ are given by

$$\gamma_c T \ll 1, \quad T\sqrt{\Delta^2 + 4\Omega^2} \gg 1, \quad \frac{\Omega^2 T}{\Delta} \gg 1. \quad (6)$$

The last two conditions are the conditions of adiabaticity of the interaction, while the first condition is a limitation on the system's decoherence time. In some works (see, for example, [26, 27]), it is proposed to use pulses satisfying the condition $\sin 4\theta - \dot{\theta} = 0$, i.e., $\tan 2\theta \sim \tan 2\theta_0 e^{\gamma_c(t-t_0)}$. Such pulses indeed lead to medium transparency for the $3 \rightarrow 1$ transition. However, under the condition $\gamma_c T \ll 1$, which is necessary for the stability of the first adiabatic state, the use of such pulses loses its meaning.

Note that under conditions (6) the matrix elements of the transitions ρ_{31} and ρ_{32} vanish. Thus, in a medium where this state is realized, the pulses propagate without absorption and without distortion of their shape.

Let us now consider how conditions (6) are modified in the case of realizing the second adiabatic state $|\lambda_2\rangle$. Restricting ourselves to the case of large one-photon detunings and neglecting terms proportional to Φ^2 , from system (1) we obtain the following solutions:

$$\begin{aligned} R_{11} &= \frac{\gamma_c}{2} \int_0^t \sin^2 2\theta dt', \\ R_{22} &= 1 - \frac{\gamma_c}{2} \int_0^t \sin^2 2\theta dt', \end{aligned} \quad (7)$$

Thus, as in the previous case, the condition $\gamma_c T \ll 1$ is necessary for the stability of the second adiabatic state. We emphasize that in the expressions for the populations of quasi-energy states, the fast relaxations from the third level do not appear, although the state $|\lambda_2\rangle$ contains it.

The off-diagonal elements R_{12} and R_{31} , which describe transitions between the corresponding adiabatic states, also do not depend on fast relaxations:

$$\begin{aligned} R_{12} &= \int_0^t \left(\frac{\gamma_c}{4} \sin 4\theta - \dot{\theta} \right) e^{\int_t^{t'} i(\lambda_2 - \lambda_1) dt''} dt', \\ R_{31} &= \int_0^t \gamma_c \Phi \sin^2 \theta \cos^2 \theta e^{\int_t^{t'} i(\lambda_3 - \lambda_1) dt''} dt'. \end{aligned} \quad (8)$$

Taking into account that $\gamma_c \Phi$ is a quantity of second-order smallness, we may assume that $R_{31} \approx$

0. However, for the $3 \rightarrow 2$ transition, dependence on fast relaxations appears:

$$R_{32} = \int_0^t \left(\Gamma_1 \Phi + \gamma_c \Phi \cos^4 \theta + \dot{\Phi} \right) e^{\int_t^{t'} i(\lambda_3 - \lambda_2) dt''} dt'. \quad (9)$$

Given that $\gamma_c \ll \Gamma_1$, the prefactor in the integrand can be approximated as $\Gamma_1 \Phi + \dot{\Phi}$. Setting this expression to zero yields the law of temporal variation of the angle Φ under which $R_{32} \equiv 0$, namely $\Phi(t) = C e^{-\Gamma_1 t}$. Such a regime may be realized, for example, by changing the detuning according to $\Delta(t) = \Delta_0 \Omega(t) e^{\Gamma_1(t-t_0)}$, where t_0 is a certain moment of time after switching on the interaction.

Although such a choice of a varying detuning ensures high accuracy, in experiment it may be difficult to implement. A simpler requirement is the condition $\Gamma_1 \ll (\lambda_3 - \lambda_2) \approx \Delta$, with $\Gamma_2 = \Gamma_1 + \gamma_c \approx \Gamma_1$ since $\gamma_c \ll \Gamma_1$. Thus, the stability conditions of the second adiabatic state can be written as

$$\begin{aligned} \gamma_c T &\ll 1, \\ T\sqrt{\Delta^2 + 4\Omega^2} &\gg 1, \\ \frac{\Omega^2 T}{\Delta} &\gg 1, \\ \Gamma_1 &\ll \Delta, \end{aligned} \quad (10)$$

Under these conditions, the matrix elements ρ_{31} and ρ_{32} are not zero but are real quantities. This means that the pulses propagate in the medium without absorption, but with a certain phase velocity.

The most unstable state is the third adiabatic state $|\lambda_3\rangle$.

$$R_{33} = 1 - \gamma t \quad (11)$$

Here, γ is the total decay rate from the upper level. A necessary condition is $\gamma T \ll 1$ for the Λ system. Recall that the total decay rate of the upper level γ is typically three orders of magnitude greater than γ_c . The state $|\lambda_3\rangle$ can be realized in the Λ system only if the atom is initially in the upper excited state before the interaction, so this state has no practical application.

Fig. 2 shows the population transfer by the counterintuitive pulse sequence, i.e. by Stimulated Raman Adiabatic Passage (STIRAP) method, while Fig. 3 shows the transfer by the intuitive pulse sequence (b-STIRAP).

Fig. 4 shows the results of the numerical modelling of the purity of the $|\lambda_2\rangle$ state as a dependency of the single-photon detuning. It is shown that when the detuning is decreased the mix-in of the other two states grows rapidly.

Analogous formulas can be obtained for the Σ -system and the V -system, taking into account the

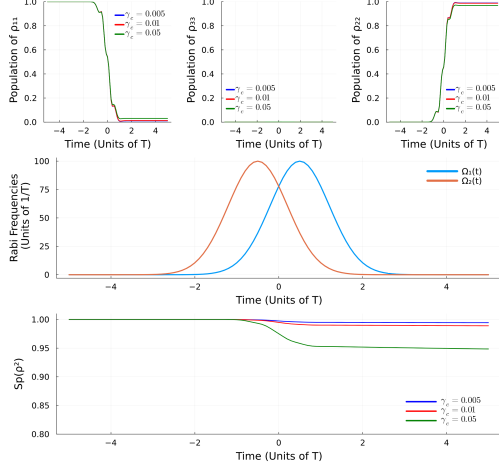


FIG. 2: Numerical simulation of population transfer in a three-level system using the STIRAP.

Parameters: spontaneous decay rates $\Gamma_1 T = \Gamma_2 T = 0.5$, peak Rabi frequencies $\Omega_{0,1} T = \Omega_{0,2} T = 100$, detunings $\Delta_1 T = \Delta_2 T = 1000$. The plots show the time evolution of populations ρ_{11} , ρ_{22} , and ρ_{33} , the applied Gaussian pump and Stokes fields $\Omega_1(t)$ and $\Omega_2(t)$, and the purity of state $\text{Sp}(\rho^2)$ for different decoherence rates $\gamma_c T = 0.005, 0.01, 0.05$.

formulas given in the Appendix. The most significant difference in these systems is the fact that γ_c in both cases is no longer the pure dephasing rate but includes fast spontaneous relaxations (see Appendix). With the chosen numbering of the atomic levels, the commutators in the main equation (1) remain unchanged, and only the Lindblad operator $L' = U^\dagger L U$ depends on the level configuration. Using the formulas for this operator given in the Appendix, we again obtain that the necessary condition for the stability of the adiabatic states $|\lambda_1\rangle$ and $|\lambda_2\rangle$ is $\gamma_c T \ll 1$.

For the Σ -system, $\gamma_c = \gamma_2 + \gamma_{2\text{deph}}$ and $\gamma_{2\text{deph}}$ is the dephasing rate on this transition. For the V -system, $\gamma_c = \frac{1}{2}(\gamma_1 + \gamma_2 + \gamma_{1\text{deph}} + \gamma_{2\text{deph}})$.

As for the state $|\lambda_3\rangle$ in the Σ -system, since the population of the second level is $\sim \Phi^2$, the necessary stability condition reduces only to $\gamma_1 T \ll 1$. For the V -system, in the case of large one-photon detunings, the state $|\lambda_3\rangle$ is stable, since the populations of the upper levels $\sim \Phi^2$ are negligibly small. As before, the sufficient conditions for the stability of adiabatic states are the adiabaticity conditions of the interaction.

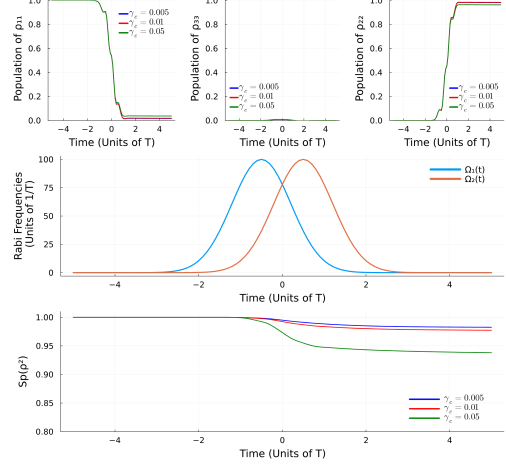


FIG. 3: Numerical simulation of population transfer in a three-level system using the b-STIRAP. Parameters: same as Figure 2

IV. CONCLUSION

The necessary and sufficient conditions for the stability of adiabatic states in different configurations of a three-level system have been investigated. It is shown that the necessary condition for stability in all three configurations is $\gamma_c T \ll 1$, where γ_c is the decay rate of the coherence induced between the levels that do not have a direct dipole transition. The sufficient conditions for the stability of the adiabatic states are the adiabaticity conditions of the interaction.

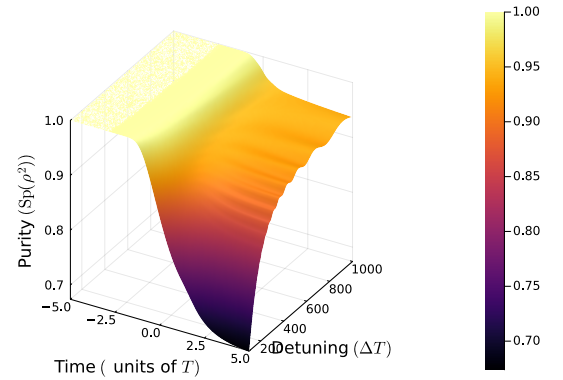


FIG. 4: Evolution of purity of $|\lambda_2\rangle$ with $\gamma_c T = 0.05$

Analytical estimates have been obtained in the most favorable regime of large one-photon detunings (see Fig. 4). In this case, only in the Λ -system does the coherence decay rate γ_c depend on the dephasing rate of the corresponding levels, while in other systems γ_c depends on the rates of sponta-

neous decays. Thus, although adiabatic states can be realized in all configurations, in the Λ -system the stability time (interaction time) is three orders of magnitude longer than in the Σ - and V -systems.

An interesting fact is that the state $|\lambda_2\rangle$ (the so-called b -state [28]) under large one-photon detunings is as stable as the well-known dark state $|\lambda_1\rangle$, see Fig.(2,3). However, while in the case of the dark state $|\lambda_1\rangle$ the intermediate level remains unpopulated due to quantum interference, in the case of the b -state $|\lambda_2\rangle$ the population of the intermediate level is almost completely and effectively eliminated owing to the large one-photon detuning. The possibility of efficient population transfer by an intuitive sequence of pulses (the so-called b -STIRAP method [28, 29]) is demonstrated for various values of relaxation times, for the interaction parameters defined by the inequalities (10).

As was demonstrated in [28], in a medium without dissipation the significant difference between the b -STIRAP method and the traditional STIRAP is the speed of population transfer. The b -STIRAP method, if relaxation processes are not being taken into account, is faster and requires less time than the STIRAP method. This may prove to be an important advantage for the implementation of logic gates. A combination of these two methods can also be effectively realized in multilevel systems.

Another possible application of the states $|\lambda_1\rangle$ and $|\lambda_2\rangle$ should be noted. If $\theta \rightarrow \pi/4$, the state $|\lambda_1\rangle = \frac{1}{\sqrt{2}}(|1\rangle - |2\rangle)$, while (to within Φ^2 terms) the state $|\lambda_2\rangle = \frac{1}{\sqrt{2}}(|1\rangle + |2\rangle)$, i.e., it represents a Hadamard gate. For example, in alkali atoms $\gamma_c \sim 5$ kHz, so the lifetime of the resulting gates will be on the order of hundreds of microseconds at room temperature.

Appendix

The Lindblad operator in the general case is known to be [21]

$$L = \frac{1}{2} \sum_{k \leq N^2-1} \left(2L_k \rho L_k^\dagger - L_k^\dagger L_k \rho - \rho L_k^\dagger L_k \right). \quad (12)$$

For the Λ system, $L_1 = \sqrt{\gamma_{31}} \sigma_{13}$, $L_2 = \sqrt{\gamma_{32}} \sigma_{23}$, $L_3 = \sqrt{\gamma_{3deph}} \sigma_{33}$, $L_4 = \sqrt{\gamma_{2deph}} \sigma_{22}$. Here γ_{31} and γ_{32} are the spontaneous decay rates from the upper level to the lower ones, with $\gamma_{31} + \gamma_{32} = \gamma_{sp}$ being the total spontaneous width of the upper level. γ_{3deph} and γ_{2deph} are the dephasing rates associated with levels 3 and 2, respectively. The transverse widths (or coherence decay rates) for the 3–1 and 3–2 transitions are

$$\Gamma_1 = \frac{1}{2}(\gamma_{sp} + \gamma_{3deph}),$$

$$\Gamma_2 = \frac{1}{2}(\gamma_{sp} + \gamma_{3deph} + \gamma_{2deph})$$

and the decoherence rate of the lower sublevels is $\gamma_c = \frac{1}{2}\gamma_{2deph} = \Gamma_2 - \Gamma_1$. For the Σ system, the operators L_1, L_3, L_4 are the same as in the Λ system, but the operator L_2 must be replaced by the self-adjoint $L_2 = \sqrt{\gamma_{32}} \sigma_{22}$. In this case, the coherence decay rates for the 3–2 and 2–3 transitions (see Fig. 1) are $\Gamma_1 = \frac{1}{2}(\gamma_{31} + \gamma_{3deph})$, $\Gamma_2 = \frac{1}{2}(\gamma_{23} + \gamma_{31} + \gamma_{2deph} + \gamma_{3deph})$, and the coherence decay rate is $\gamma_{21} = \gamma_c = \gamma_{23} + \gamma_{2deph} = \Gamma_2 - \Gamma_1$.

For the V system, the operators L_1 and L_2 are replaced by the self-adjoint forms $L_1 = \sqrt{\gamma_{13}} \sigma_{31}$, $L_2 = \sqrt{\gamma_{23}} \sigma_{32}$, $L_3 = \sqrt{\gamma_{1deph}} \sigma_{11}$, $L_4 = \sqrt{\gamma_{2deph}} \sigma_{22}$. In this case, the coherence decay rates for the 1–3 and 2–3 transitions are $\Gamma_1 = \frac{1}{2}(\gamma_{13} + \gamma_{1deph})$, $\Gamma_2 = \frac{1}{2}(\gamma_{23} + \gamma_{2deph})$, and the coherence decay rate is $\gamma_{21} = \gamma_c = \Gamma_1 + \Gamma_2$.

V. ACKNOWLEDGEMENT

The work was supported by the Higher Education and Science Committee of RA (project No. 1-6/IPR). We thank the Armenian National Supercomputing Center(ANSCC) for providing the essential resources and support that made this research possible.

REFERENCES

-
- [1] Van Frank, S., et al., Optimal control of complex atomic quantum systems. *Scientific Reports*, **6**, 34187 (2016).
 - [2] Koch, C. P., et al., Quantum optimal control in quantum technologies. *EPJ Quantum Technology*, **9**(1), 19 (2022).
 - [3] Ansel, Q., et al., Introduction to theoretical and experimental aspects of quantum optimal control. *J. Phys. B: At. Mol. Opt. Phys.*, **57**, 133001 (2024).

- [4] Safronova, M. S., et al., Search for new physics with atoms and molecules. *Rev. Mod. Phys.*, **90**(2), 025008 (2018).
- [5] Vitanov, N. V., et al., Stimulated Raman adiabatic passage in physics, chemistry, and beyond. *Rev. Mod. Phys.*, **89**(1), 015006 (2017).
- [6] Ye, J., Zoller, P., Quantum sensing with atomic, molecular, and optical platforms. *Phys. Rev. Lett.*, **132**, 190001 (2024).
- [7] Bouteyre, P., et al., Bright and dark polariton states in WS₂ gratings. *Opt. Express*, **33**(10), 21173–21182 (2025).
- [8] Breu, D., et al., Impurities in 1D Bose gas: Localization transition. *Phys. Rev. A*, **111**(2), 023326 (2025).
- [9] Bluvstein, D., et al., Logical quantum processor based on reconfigurable atom arrays. *Nature*, **626**(7997), 58–65 (2024).
- [10] Björkman, I., et al., Two-photon Landau-Zener-Stückelberg-Majorana effect. *Phys. Rev. Lett.*, **134**(6), 060602 (2025).
- [11] Sargsyan, A., et al., Dark resonances with magnetically induced transitions. *Opt. Lett.*, **44**(6), 1391–1394 (2019).
- [12] Wadenpfehl, K., Adams, C. S., van der Waals interactions of Rydberg atoms. *Phys. Rev. A*, **111**(6), 062803 (2025).
- [13] Lambropoulos, P., Petrosyan, D., *Fundamentals of Quantum Optics and Quantum Information*, Springer (2007).
- [14] Preskill, J., Quantum computing in the NISQ era and beyond. *Quantum*, **2**, 79 (2018).
- [15] Luo, H. J., et al., Ultra-low-noise phase gate in atomic medium. *Opt. Express*, **33**(10), 21354–21365 (2025).
- [16] McDonnell, K., et al., Demonstration of quantum gate via EIT. *Phys. Rev. Lett.*, **129**, 200501 (2022).
- [17] Cooper, N. R., et al., Topological bands for ultracold atoms. *Rev. Mod. Phys.*, **91**(1), 015005 (2019).
- [18] Shore, B. W., STIRAP tutorial. *Adv. Opt. Photonics*, **9**(3), 563–719 (2017).
- [19] Shore, B. W., *The Theory of Coherent Atomic Excitation*, Wiley, New York (1990).
- [20] Ter-Mikaelyan, M. L., Simple atomic systems in resonant laser fields. *Phys. Usp.*, **40**, 1195 (1997).
- [21] Nathan, F., Rudner, M. S., Universal Lindblad equation. *Phys. Rev. B*, **102**(11), 115109 (2020).
- [22] Shishkov, V. Y., et al., Relaxation in open quantum systems. *Phys. Usp.*, **62**(5), 510 (2019).
- [23] Fleischhauer, M., et al., Electromagnetically induced transparency. *Rev. Mod. Phys.*, **77**(2), 633–673 (2005).
- [24] Migdal, A. B., Krajnov, V. P., *Approximate Methods in Quantum Mechanics*, Nauka, Moscow (1966).
- [25] Rigolin, G., et al., Beyond adiabatic approximation. *Phys. Rev. A*, **78**(5), 052508 (2008).
- [26] Q. Wu, Y. Chen, B. Huang, J. Song, Y. Xia, and S. Zheng, "Improving the stimulated Raman adiabatic passage via dissipative quantum dynamics," *Opt. Express*, **24**(20), 22847–22864 (2016).
- [27] Gazazyan, E. A., Grigoryan, G. G., Adiabatic states and suppression of dissipation. *Optical Memory and Neural Networks*, **32**(Suppl. 3), S402–S408 (2023).
- [28] Grigoryan, G. G., et al., Theory of bright-state STIRAP. *Phys. Rev. A*, **80**(3), 033402 (2009).
- [29] Bruns, A., et al., Experimental demonstration of composite STIRAP. *Phys. Rev. A*, **98**(5), 053413 (2018).