

Too Noisy to Collude? Algorithmic Collusion Under Laplacian Noise

Niuniu Zhang*

September 1, 2025

Abstract

The rise of autonomous pricing systems has sparked growing concern over algorithmic collusion in markets from retail to housing. This paper examines controlled information quality as an ex ante policy lever: by reducing the fidelity of data that pricing algorithms draw on, regulators can frustrate collusion before supracompetitive prices emerge. We show, first, that information quality is the central driver of competitive outcomes, shaping prices, profits, and consumer welfare. Second, we demonstrate that collusion can be slowed or destabilized by injecting carefully calibrated noise into pooled market data, yielding a feasibility region where intervention disrupts cartels without undermining legitimate pricing. Together, these results highlight information control as a lightweight yet practical lever to blunt digital collusion at its source.

1 Introduction

Algorithmic pricing has raised serious policy concerns because systems that adjust prices in real time, often using pooled market data, can cause markets to move in lockstep. The danger is not explicit agreements between firms, but that reliance on the same tools can generate monopoly-like prices without communication.¹ These tools may enable supracompetitive outcomes without any agreement, subverting anti-trust enforcement, which still hinges on explicit proof of communication. With legal standards lagging behind technology, we ask: *how can regulators intervene in algorithmic markets to prevent collusion before it occurs?*

*UCLA Anderson School of Management (niuniu.zhang.phd@anderson.ucla.edu). Preliminary draft, written as my first-year PhD summer paper. I thank Auyon Siddiq and colleagues for helpful feedback. Comments welcome.

¹Recent cases illustrate the risk: the Federal Trade Commission has alleged that Amazon secretly deployed an algorithm to raise consumer prices, and the Department of Justice (DOJ) reached a proposed settlement with Greystar, the nation's largest landlord, over its use of RealPage's pricing software to coordinate rents. See *The Atlantic*, *Forbes*, and *DOJ*.

Pricing algorithms are no longer experimental curiosities; they are embedded across retail and rental markets because they promise efficiency and convenience for sellers. As a striking proof of concept, Anthropic recently let a large language model (LLM) manage an office shop, deciding what to stock, when to restock, and how to set prices over the course of a month.² While this single-agent demo was not about collusion, it illustrates how quickly pricing authority is being ceded to autonomous systems. Once such agents operate in scale across firms, their adaptive updates inevitably interact. A growing body of research shows that exactly these interactions, whether through correlated learning (Hansen et al. 2021, Calvano et al. 2020), black-box LLMs (Fish et al. 2024, Keppo et al. 2025), or even simple no-regret and bandit routines (Arunachaleswaran et al. 2024, Douglas et al. 2024), can generate cartel-like coordination without explicit communication.

Regulators face two hurdles. First, with complete pricing histories in hand, it remains notoriously difficult to separate tacit coordination from mere coincidence. Second, price patterns that strongly suggest coordination are insufficient to establish liability absent evidence of explicit communication. Under current U.S. law, no explicit communication means no conviction.³ Faced with these limits of legal doctrine, researchers have turned to ex post detection methods. Statistical audits or computer-science frameworks may flag suspicious behavior (Baránek et al. 2025, Massarotto 2025), but these tools act only after outcomes have materialized.

Inspired by differential privacy, a cryptographic protocol that adds carefully calibrated noise to data so individual records remain hidden while aggregate statistics stay accurate (Dwork 2006, Boedihardjo et al. 2021), we ask whether a similar principle can regulate algorithmic pricing. The idea is to blur pooled, sensitive data just enough to prevent rivals from locking into coordinated prices, yet still allow firms to obtain reliable price recommendations for legitimate business use. Crucially, this approach is ex ante: rather than waiting for coordination to emerge and relying on outdated legal thresholds, noise injection directly curbs the ability of pricing algorithms to sustain cartel-like consensus. This paper takes an information design approach, developing an analytical framework that shows how simple controls on data fidelity can meaningfully disrupt cartel coordination, highlighting a practical lever regulators could explore in future interventions.

²Anthropic: “Project Vend: Can Claude run a small shop? (And why does that matter?)”

³The RealPage case illustrates this gap: landlords were not penalized simply for relying on pricing software, but only once investigators uncovered evidence of direct discussions on how to set and adjust the software’s parameters for rents and strategies. See *DOJ* and *Reuters*.

Model Outline

Our starting point is a stylized model of firm competition that mirrors real-world environments such as Amazon sellers or landlords offering differentiated but substitutable products. Demand falls with a firm’s own price and rises with its rival’s, so pricing choices are inherently strategic. Firms must choose a price that maximizes their profits while anticipating that competitors are doing the same.

In practice, firms rarely observe their rivals’ demand conditions directly; such information is costly to acquire or simply private. Instead, sellers must form estimates of competitors’ market conditions. Pricing algorithms fill this gap. Because they aggregate data across many sellers, these systems see what individual firms cannot and translate high-fidelity inputs into actionable signals for pricing decisions.⁴ In our framework, a firm enters the market, queries the algorithm for an estimate of its rival’s demand, and then sets its own price based on that signal. This setup makes clear where policy can intervene: regulators govern the quality of inputs available to pricing algorithms. By requiring algorithms to process only sanitized data with controlled fidelity, policymakers can deliberately limit the precision of the estimates that drive pricing, and thereby blunt the ability of these systems to sustain collusion.

We build the analysis in three steps: (i) Information distortion, where firms set prices based on estimates of rival demand rather than perfect knowledge, producing biased equilibria and distortions in profit and welfare (Vives 1984, Bos and Vermeulen 2022); (ii) Cartel dynamics, where tacit coordination unfolds as a belief-averaging process (DeGroot 1974), mediated by shared pricing algorithms rather than direct communication, and leader–follower dynamics emerge as forceful agents systematically push consensus toward higher prices (Acemoglu et al. 2009); (iii) Tradeoff analysis, where we first establish the incentives and harms of collusion, and then examine how much noise regulators can introduce to disrupt collusion without undermining legitimate firms’ profits or consumer welfare.

⁴For example, recent filings allege that RealPage’s software ingested sensitive, high-fidelity rent data from rival landlords and used it to generate coordinated pricing recommendations. See *DOJ Complaint*.

Main Results

We contrast two benchmarks. When firms know market conditions perfectly, pricing follows standard best responses. When instead they rely on estimates of rivals’ demand, mediated by shared pricing algorithms drawing on pooled market data, outcomes immediately depend on the quality of information: prices shift away from fundamentals and the stage is set.

Distorted competition (Information distortion): In Section 5, we quantify how imperfect information alters equilibrium outcomes: price distortions (Theorem 1) that cascade into profit (Theorem 2) and consumer welfare (Theorem 3). The core insight is that when pricing algorithms transmit distorted estimates, market outcomes scale directly with information quality; extreme misestimation may even price firm out of business, eliminating demand entirely. Using information quality as a regulatory lever requires careful calibration.

How cartels form (Coordination dynamics): In Section 6, we model collusion as a social learning process over discrete rounds of negotiation (DeGroot 1974), mediated by a shared pricing algorithm that all firms use.⁵ Forceful agents tilt consensus upward (Acemoglu et al. 2009). This forceful role naturally maps into leader-follower dynamics: the high-price firm acts as the leader, pulling the cartel toward its preferred outcome, while the low-price firm becomes the follower.

Noise as a policy lever (Tradeoff analysis): In Section 7, we evaluate controlled noise as a regulatory tool. The first-order concern is validity: should collusion under our dynamics be taken seriously? We show it should. Collusion benefits leaders while harming followers. Further, contrary to common intuition, leaders’ own customers may even enjoy welfare gains when rivals’ prices rise (Theorem 4 and 5). Regulators should care, though not in the way they might expect: the harm is asymmetric. The second-order concern is calibration: while noise reliably slows cartel convergence with robustness guarantee (Theorem 6, Proposition 1), excessive noise harms legitimate firms and consumers. Our bounds trace out a feasibility region for regulators, quantifying how much noise is enough to disrupt collusion without eroding normal competition (Theorem 7).

Taken together, our results show that information quality is the central driver of outcomes. We put forward a simple but powerful idea: regulate collusion at its source by constraining what pricing algorithms can see.

⁵Here, the “mediator” is simply the common pricing algorithm adopted across firms. It aggregates pooled market data and releases signals used in price setting, but it is not a communication channel between firms.

While our proposal treats information frictions in a stylized way and should be viewed as a heuristic rather than a turnkey policy, its appeal lies in being lightweight and ex ante. By targeting the data that fuels coordination, regulators gain a tractable lever to blunt cartel formation before supracompetitive prices take hold.

2 Literature Review

We situate our work in two strands of research: (i) evidence that algorithms can autonomously sustain collusion, and (ii) policy approaches to regulating it.

Evidence of algorithmic collusion: A growing body of work demonstrates that algorithms can sustain supracompetitive prices without explicit communication. [Calvano et al. \(2020\)](#) show that reinforcement-learning agents converge to collusive strategies with punishment phases. [Hansen et al. \(2021\)](#) demonstrate that misspecified learners, by correlating pricing experiments, drift toward monopoly outcomes, consistent with evidence from Amazon sellers. [Musolff \(2024\)](#) documents how commercial repricing tools employ “resetting” strategies that nudge rivals upward, producing cycle averages close to monopoly prices. Pushing further, [Douglas et al. \(2024\)](#) prove that deterministic bandit learners always collude, while [Arunachaleswaran et al. \(2024\)](#) show that no-regret learners interacting with optimizing rivals sustain high prices even without threats.

Extending beyond traditional algorithms, [Fish et al. \(2024\)](#) run experiments with LLM-based pricing agents that autonomously collude, with outcomes sensitive to prompts. [Keppo et al. \(2025\)](#) further show that collusion is robust under some environments but fragile under others, depending on differences in model sophistication or data access. Finally, [Dou et al. \(2025\)](#) bring similar insights to finance, showing that AI trading agents collude to earn supracompetitive profits.

Most of the existing literature has focused on showing that algorithmic agents can and do collude, both in simulations and in the field. Our contribution is complementary: we model cartel formation as a belief-averaging process ([DeGroot 1974](#)), enriched by forceful agents who pull outcomes toward their preferred prices ([Acemoglu et al. 2009](#)). This provides a social learning lens for analyzing leader–follower incentives and the asymmetric welfare consequences for consumers.

Regulating algorithmic collusion: A second stream of work turns from documenting collusion to asking how it might be regulated. The leading approach is due to [Hartline et al. \(2024\)](#),

2025), who formalize algorithmic collusion in an online-learning framework and propose a regret-based audit that can certify plausibly non-collusive behavior. The logic is one-way: if an algorithm passes the test, it is deemed non-collusive, but failure does not by itself establish collusion. This limitation mirrors current law, where no explicit proof of communication means no conviction.

Other work develops ex post statistical tools tailored to specific environments. Baránek et al. (2025) design a test for collusion in multistage procurement auctions, while Massarotto (2025) draws on tools from distributed computing, such as Byzantine agreement protocols, to frame how algorithms might implicitly coordinate. Each offers valuable diagnostics, but all share the same constraint: they act only after outcomes are realized. By contrast, our study takes an ex ante perspective. We propose regulating the quality of information available to pricing algorithms themselves. Because all pricing systems ultimately rely on data inputs, this lever applies regardless of setting. Our framework shows how controlled information frictions can blunt coordination before supracompetitive prices emerge, moving from detection after the fact to prevention at the source.

Broadly speaking, our work aligns with recent research on consumer privacy, where calibrated noise in data serves as a tool to balance competing interests (Fainmesser et al. 2023, Lei et al. 2024, Selvi et al. 2025). Here we extend that logic from protecting individuals to restraining collusion, showing how calibrated noise in shared data can serve as a preventative remedy.

3 Model Overview

In this section, we introduce our general model of firm competition that underlies all our subsequent analysis.

We consider a static market with N competing firms, denoted as $\{F_i\}_{i \leq N}$. Each firm produces differentiated, but substitutable product items for a unit cost of $k_i \geq 0$, then they simultaneously set a unit price $p_i \geq 0$. Demand D_i for each firm is linear, decreasing in its own price p_i and increasing in the competitor’s price p_j . Firms are strategic and myopic: each aims to maximize its own profit π_i in a one-shot interaction, without learning or memory. Consumers respond passively to posted prices. This environment admits a tractable Nash equilibrium with closed-form pricing and consumer welfare outcomes.

To make this concrete, we focus on a duopoly linear demand setup (Vives 1984, Bos and Ver-

meulen 2022), where two firms, F_1 and F_2 , compete by setting prices for their respective products. Demand for each firm is given by:

$$D_1(p_1, p_2) = a_1 - b_1 \cdot p_1 + c \cdot p_2 \quad (1)$$

$$D_2(p_1, p_2) = a_2 - b_2 \cdot p_2 + c \cdot p_1 \quad (2)$$

Here, $a_i > 0$ represents firm F_i 's baseline demand, $b_i > 0$ is the sensitivity to its own price, and $c \in (0, b_i)$ is the cross-price sensitivity, capturing how demand for firm F_i responds to the competitor's price. For generality, we often write $i, j \in \{1, 2\}$ with $i \neq j$.

Our main interest lies in how *limited information*, in particular, uncertainty in firms' beliefs about competitors' demand intercept a_j , alters market outcomes and regulates price coordination. We analyze both settings where firms possess perfect information and where they operate under imperfect information, using either estimators or noisy signals to form beliefs about competitor demand parameters. Throughout, we distinguish clearly between an estimator (a generic mapping from data to belief) and a signal (a particular realization with randomness). Noisy signals can be viewed as a special case of estimators, and will be introduced later.

Using this model as a foundation, we explore a sequence of progressively richer scenarios that build toward our central policy insight:

Information Distortion (Section 5): We first examine how imperfect information—modeled as biased or noisy estimates of rivals' baseline demand—distorts firms' pricing, profit, and consumer welfare.

Cartel Dynamics (Section 6): Next, we model pricing coordination within a cartel as a social learning process à la DeGroot (1974), where firms iteratively update their price proposals toward a shared target. This characterizes how decentralized (tacit) coordination may lead to supracompetitive outcomes.

Tradeoff Analysis (Section 7): Finally, we evaluate the use of controlled information friction as a regulatory lever to fight against (tacit) price coordination. We derive upper bounds on noise levels that limit harm to non-collusive firms and consumers, and quantify how such noise delays cartel consensus. This yields an efficient frontier for information-based intervention.

4 Baseline Equilibria: How Should Firms Price?

In this section, we characterize equilibrium pricing outcomes under two benchmark information regimes: (i) one in which firms have perfect information about all market demand parameters, and (ii) one in which firms operate under imperfect information, relying on fixed estimates of competitors' demand conditions.

These two regimes give rise to two distinct equilibrium concepts: a Nash equilibrium under full information, and a Bayesian Nash equilibrium⁶ under partial information. Both will serve as foundational primitives for the modeling extensions that follow.

4.1 Nash Equilibrium with Perfect Information

Assume *symmetric* and *complete* information, meaning that all demand information $\{a_i, b_i, c\}_{i \leq 2}$ are public. Firm F_i 's profits are given by

$$\pi_i(p_i, p_j) := (p_i - k_i) \cdot D_i(p_i, p_j), \quad (3)$$

profit per unit times the demand. Firm F_i set price p_i to maximize profit. Their optimization can be written as:

$$\max_{p_i \geq 0} (p_i - k_i) \cdot D_i(p_i, p_j). \quad (4)$$

Without loss of generality, we assume zero production cost for each firm (set $k_i = 0$), since cost appears linearly in the profit function and do not meaningfully alter the strategic structure. We have the following result:

Lemma 1. *When two competing firms face linear demand, and assuming all demand information are common knowledge, each firm's optimal pricing strategy—anticipating the competitor's response—is given by:*

$$p_i^N = \frac{2a_i b_j + c a_j}{4b_i b_j - c^2}, \quad p_j^N = \frac{2a_j b_i + c a_i}{4b_i b_j - c^2}. \quad (5)$$

⁶Bayesian Nash equilibrium refers to games with incomplete information, where players optimize given beliefs. We do not assume Bayesian updating—only fixed estimates.

These prices constitute a symmetric Nash equilibrium.

Intuitively, this equilibrium reflects rational price-setting behavior under complete information: each firm sets its price anticipating the strategic response of the competitor. Since the firms' demand functions are interdependent, each firm's optimal price depends not only on its own demand but also on those of its rival.

Lemma 1 shows that the equilibrium balances competitive pressure (captured by cross-price sensitivity c) and the firm-specific market conditions (via $\{a_i, b_i\}_{i \leq 2}$). All proofs are provided in Appendix A.

4.2 Bayesian Nash Equilibrium with Imperfect Information

We now consider the case where firms have incomplete information about their competitor's demand. Each firm F_i knows its own parameters $\{a_i, b_i\}$ and observes b_j and c , but does not know the rival's baseline demand a_j . Instead, it uses a fixed estimate \hat{a}_j in place of a_j to reason about the competitor's behavior.

Importantly, we assume firms are strategically symmetric: each anticipates that its competitor will respond optimally using the same best-response rule as in the complete-information case (Lemma 1), but evaluated under *imperfect information*.

This departure from perfect information leads to pricing distortions: each firm optimizes against an estimated environment rather than the true one. A consistent Bayesian Nash equilibrium arises:

Lemma 2. *Under imperfect information, where firm F_i uses \hat{a}_j as a fixed estimate of its competitor's baseline demand, the resulting prices are:*

$$p_i^{\text{BNE}} = \frac{2a_i b_j + c \hat{a}_j}{4b_i b_j - c^2}, \quad p_j^{\text{BNE}} = \frac{2a_j b_i + c \hat{a}_i}{4b_i b_j - c^2}. \quad (6)$$

These constitute a Bayesian Nash equilibrium under fixed estimates.

This equilibrium mirrors the complete-information case (Lemma 1) in form, except that each firm now substitutes an estimate \hat{a}_j for its rival's true baseline demand. Despite its apparent simplicity, this result arises from a nontrivial self-referential structure: each firm's optimal price

depends on its belief about the competitor's response, which itself is derived from an estimate of the firm's own action.

Together, these two pricing schemes characterize how firms behave when their strategic environment is either fully known or partially estimated.

Interior Feasibility

The closed-form equilibrium prices in Lemma 2 are interior solutions. Mathematically, however, inaccurate or systematically misspecified estimates \hat{a}_j , or extreme noise realizations, may drive a firm's proposed price too high (beyond its choke point) or too low (negative). In such cases the literal expressions cease to be economically feasible: a negative price implies exit, while an excessive price implies zero demand. To capture these feasibility constraints, we introduce the following convention.

Definition 1 (Interior Feasibility). *An equilibrium profile $(p_i^{\text{BNE}}, p_j^{\text{BNE}})$ is said to be interior if*

$$p_i^{\text{BNE}} \geq 0 \quad \text{and} \quad D_i(p_i^{\text{BNE}}, p_j) = a_i - b_i p_i^{\text{BNE}} + c p_j > 0, \quad (7)$$

for each $i \in \{1, 2\}$ and any rival response p_j . If $p_i^{\text{BNE}} < 0$, the natural outcome is market exit ($p_i = 0$). If $p_i^{\text{BNE}} > p_i^{\max}(p_j) := \frac{a_i + c p_j}{b_i}$, firm F_i 's choke price, then firm i 's demand vanishes ($D_i = 0$). We refer to such outcomes as boundary cases.

In what follows we focus on interior equilibria. Boundary violations do not affect the algebraic form of best responses. For clarity of exposition, our main results proceed under Definition 1, with boundary cases treated separately.

In the next sections, we examine how such estimation errors propagate into market distortions and reshape the dynamics of collusion.

5 Information Distortion

We study how imperfect information distorts market outcomes, specifically, equilibrium prices, firm profits, and consumer welfare. Under the imperfect information regime (Section 4.2), each firm F_i

forms a fixed estimate \hat{a}_j of its competitor's baseline demand a_j , which may be biased, noisy, or even systematically misspecified.

This section proceeds in two parts. First, we derive closed-form expressions showing how estimation error in \hat{a}_j propagates into distortions in pricing, profit, and welfare.

Second, we specialize to the case where firms observe noisy signals of the form $\hat{a}_j = a_j + \eta_j$, where η_j is a random noise term. This additive structure reflects common information frictions in algorithmic pricing environments and enables concrete analysis under specific noise distributions such as Laplace or Gaussian. For the remainder of this paper, we adopt noisy signals as our working model of imperfect information.

Throughout, we focus on interior solutions (Definition 1) with equilibrium prices strictly between zero and the choke price. Corner cases where p^{BNE} falls outside this range are relegated to Appendix C, where we characterize distortions under market exit ($p^{\text{BNE}} < 0$) and zero demands ($p^{\text{BNE}} > p^{\text{max}}$).

5.1 Price Distortion

We begin by examining how limited information alters firm pricing. From Section 4, the two equilibrium prices are given by:

$$p_i^N = \frac{2a_i b_j + c a_j}{4b_i b_j - c^2} \quad (\text{Perfect information}) \quad (8)$$

$$p_i^{\text{BNE}} = \frac{2a_i b_j + c \hat{a}_j}{4b_i b_j - c^2} \quad (\text{Imperfect information}) \quad (9)$$

We define the price distortion for firm F_i as $\Delta p_i := p_i^{\text{BNE}} - p_i^N$, the gap between its price under imperfect and perfect information.

The perfect information equilibrium (Lemma 1) provides a natural benchmark, as it defines what each firm would charge if all demand parameters were known. When information is imperfect, however, firms must rely on estimated values, yielding a different pricing outcome (Lemma 2). Comparing p_i^{BNE} to p_i^N brings us to the formal result:

Theorem 1 (Price Distortion). *When firm F_i operates under imperfect information, its optimal*

price deviates from the complete-information benchmark by

$$\Delta p_i = \frac{c}{4b_i b_j - c^2} \cdot (\hat{a}_j - a_j).$$

Δp_i is positive if firm F_i overestimates its rival's baseline demand (i.e., $\hat{a}_j > a_j$), and negative if it underestimates ($\hat{a}_j < a_j$). Further, the magnitude of distortion scales linearly with the size of the estimation error and is amplified by the degree of competitive coupling (i.e., as cross-price sensitivity c increases).

Economic Interpretation: Price distortion under imperfect information is shaped by two key factors: the direction of the estimation error (i.e., $\text{sgn}(\Delta p_i)$) and the degree of strategic coupling (i.e., c) between firms.

First, the direction of distortion is entirely determined by how firm F_i perceives its competitor's baseline demand. If F_i overestimates its rival's baseline demand ($\hat{a}_j > a_j$), it perceives its rival as having stronger market power, anticipating less aggressive pricing from the competitor, and raises its own price. Conversely, underestimating rival ($\hat{a}_j < a_j$) leads firm F_i to expect more intense price competition, prompting it to lower its price to defend market share.

Second, the magnitude of this pricing distortion grows proportionally with the size of the estimation error ($|\hat{a}_j - a_j|$). While this is intuitive, its consequence is amplified by the cross-price sensitivity (c). The more strategically entangled the firms are (c higher), the more sensitive the demand of each firm is to other's pricing. In such settings, even small misjudgments in estimating rival demand can lead to large swings in pricing behavior. Thus, in highly substitutable markets, limited information not only shifts prices in predictable directions, but also triggers magnified competitive response.

In short, pushing too high risks ceding market share, while pushing too low erodes margins—imperfect information tilts this trade-off.

5.2 Profit Distortion

Having seen how limited information distorts firm pricing, we now examine its impact on profit π_i . Because profits depend on both a firm's own price and its competitor's response, profit distortion arises as a second-order effect that react indirectly through prices.

For both information schemes, the F_i 's profits are denoted as:

$$\pi_i^N = \pi_i(p_i^N, p_j^N) \quad (\text{Perfect information}) \quad (10)$$

$$\pi_i^{\text{BNE}} = \pi_i(p_i^{\text{BNE}}, p_j^{\text{BNE}}) \quad (\text{Imperfect information}) \quad (11)$$

We define the profit distortion as $\Delta\pi_i := \pi_i^{\text{BNE}} - \pi_i^N$. Applying a first-order Taylor approximation⁷ around the perfect-information equilibrium yields the following result:

Theorem 2 (Profit Distortion). *When firm F_i operates under imperfect information, its profit deviates from the complete-information benchmark by*

$$\Delta\pi_i \approx \frac{c^2 (2a_i b_j + c a_j)}{(c^2 - 4b_i b_j)^2} \cdot (\hat{a}_i - a_i).$$

$\Delta\pi_i$ is positive if the competitor F_j overestimates firm F_i 's baseline demand ($\hat{a}_i > a_i$), and negative if it underestimates. The magnitude scales linearly with the size of rival's estimation error, and is amplified by the competitive coupling (i.e., as c increases). Notably, The distortion is independent of F_i 's own estimation error.

Economic Interpretation: Profit distortion under imperfect information reflects how a firm is perceived by its competitor. If rival firm F_j overestimates F_i 's baseline demand ($\hat{a}_i > a_i$), believing F_i has far greater market power, it anticipates less aggressive pricing from F_i and softens its own price response, allowing F_i to earn higher profit. Conversely, underestimation leads to aggressive competition and reduced profit for F_i .

The magnitude of this effect grows linearly with the size of the rival's estimation error. It is further amplified by cross-price sensitivity (c): in markets where firms' demands are more entangled, misperceptions by rival firm induce stronger price reactions, with larger profit consequences.

Importantly, profit distortion depends only on how F_i is perceived by its rival F_j . At first order, a firm's own price is a best response to its belief, so only the competitor's pricing distortion—affecting demand faced by F_i —drives profit distortion.

⁷This expression comes from a first-order expansion of π_i in (p_i, p_j) around (p_i^N, p_j^N) . Since π_i is quadratic in prices, the approximation is exact up to second-order terms, which are negligible when imperfect-information prices remain near the perfect-information benchmark.

5.3 Consumer Welfare Distortion

We now turn to consumer welfare, defined as the surplus enjoyed by buyers under firm F_i 's pricing. In linear demand settings, this corresponds to the area under the inverse demand curve and above the posted price.

Figure 1 illustrates firm F_i 's consumer surplus, assuming the competitor's price is fixed to isolate the effect.

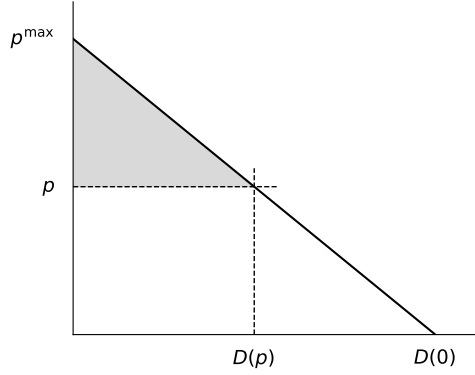


Figure 1: Consumer surplus (shaded region) under inverse demand curve.

The horizontal axis represents demand, and the vertical axis is price. The shaded triangle captures the area between the choke price p^{\max} , the price at which demand falls to zero, and the market price p , reflecting consumer welfare from purchasing firm F_i 's product. The closed-form expression appears below:

Definition 2 (Consumer Welfare). *The consumer surplus generated by firm F_i is given by*

$$U_i(p_i, p_j) = \frac{D_i(p_i, p_j)^2}{2b_i} = \frac{(a_i - b_i p_i + c p_j)^2}{2b_i}. \quad (12)$$

*This corresponds to the area under the inverse demand curve above the market price p_i .*⁸

Consumers of firm F_i are not a fixed group: at low prices the market includes lower-valuation buyers, while at higher prices only higher-valuation buyers remain. Accordingly, U_i measures the surplus of whichever consumers purchase at the prevailing price.⁹

⁸See Appendix B for full derivation.

⁹Notice that under linear demand with cross-price effects, a high price profile (p_i, p_j) can yield the same demand as a much lower profile; what differs is the cutoff of valuations, i.e., the composition of buyers.

We define consumer welfare distortion as the difference between the welfare under imperfect and perfect information:

$$\Delta U_i := U_i^{\text{BNE}} - U_i^N = U_i(p_i^{\text{BNE}}, p_j^{\text{BNE}}) - U_i(p_i^N, p_j^N)$$

As in the profit case, a first-order Taylor expansion around the perfect-information equilibrium provides tractable insight into how estimation errors impact consumer outcomes:

Theorem 3 (Welfare Distortion). *When firm F_i operates under imperfect information, its consumer welfare increases from the perfect-information benchmark by*

$$\Delta U_i \approx \frac{c(2a_i b_j + c a_j)}{(c^2 - 4b_i b_j)^2} \cdot [c(\hat{a}_i - a_i) - b_i(\hat{a}_j - a_j)].$$

Consumer welfare increases when: rival firm F_j overestimates F_i 's baseline demand ($\hat{a}_i > a_i$), or when firm F_i underestimates its rival's baseline demand ($\hat{a}_j < a_j$).

The effects reverse when the inequalities are flipped. Further, the distortion effect is amplified as cross-price sensitivity c increases.

Economic Interpretation: Unlike profit distortion, which arises solely from how a firm is perceived by its rival (i.e., $\hat{a}_i - a_i$), consumer welfare distortion is influenced by both a firm's own estimation of its competitor and how the competitor perceives it.

Specifically, the term $(\hat{a}_i - a_i)$ captures how the rival's belief affects their price p_j , which shifts F_i 's demand curve and therefore the area under it. The term $(\hat{a}_j - a_j)$ reflects how F_i 's misestimation of rival alters its own price. Both enter at the first order, unlike profit distortions which depend only on rival perception. This dual exposure makes consumer surplus strictly more fragile to informational frictions than firm profit.

The implications are twofold. In markets with strong substitutability (c large), both channels are magnified, so small errors scale into large welfare swings. And, perhaps surprisingly, noise can act as a pro-competitive force: prices may fall below benchmark levels, boosting consumer surplus. Yet distortions can also cut the other way.

Finally, we note that these results fall outside the interior benchmark in extreme corner cases: as shown in Appendix C, market exit ($p_i^{\text{BNE}} = 0$) may raise or lower welfare depending on the rival's

response, whereas zero demand ($p_i^{\text{BNE}} > p_i^{\text{max}}$) beyond the choke price yields an unambiguous loss.

5.4 Noisy Signal as Estimator

Thus far, we have examined how limited information affects firm behavior: altering prices at first order, and distorting profits and consumer welfare at second order.

We now specialize to a fixed form of imperfect information: noisy signals, where each firm observes a noisy signal of its rival's baseline demand. As prefaced in Section 3 (General Model), noisy signals are specific realizations of estimators and serve as a natural bridge between theory and real-world informational frictions. From this point forward, we focus exclusively on this signal-based framework for its analytical clarity and empirical relevance.

Modifications to base expressions (interior cases): Formally, suppose firm F_i observes rival F_j 's baseline demand signals of the form $\hat{a}_j = a_j + \eta_j$, where $\eta_j \stackrel{iid}{\sim} F$, some distribution, as estimation. Substituting the notation of estimation error ($\hat{a} - a$) with η , then the distortions are given by:

$$\Delta p_i = \frac{c}{4b_i b_j - c^2} \cdot \eta_j \quad (\text{Price}) \quad (13)$$

$$\Delta \pi_i \approx \frac{c^2 (2a_i b_j + c a_j)}{(c^2 - 4b_i b_j)^2} \cdot \eta_i \quad (\text{Profit}) \quad (14)$$

$$\Delta U_i \approx \frac{c (2a_i b_j + c a_j)}{(c^2 - 4b_i b_j)^2} \cdot (c \cdot \eta_i - b_i \cdot \eta_j) \quad (\text{Welfare}) \quad (15)$$

These formulas characterize realized-signal distortions: price distortion is exact, while the profit and welfare distortions follow from the Taylor expansion (Theorems 2 and 3).

We begin by analyzing the effect of realized noise on pricing, welfare, and profit, up to first-order precision. We then simulate full distributions of noise to assess the magnitude and risk of distortion in exact form.

As established in our baseline equilibria, infeasible prices leads to corner cases of market exit and zero demand. Our realized-signal analysis assumes interior prices (Definition 1) and thus abstracts from truncation, whereas our distributional simulations impose it since they consider the full support of signal realizations.

How Realized Noises Affect Outcomes

We summarize how realized noisy signal in baseline demand estimates affects firm F_i 's equilibrium outcomes. These results follow immediately from Theorems 1, 2, and 3 under the noisy signal notation. Table 1 reports the direction of distortion in price, consumer welfare, and firm profit as each noise term (η_i, η_j) increases or decreases.

Distortion Type	$\eta_i \nearrow$	$\eta_i \searrow$	$\eta_j \nearrow$	$\eta_j \searrow$
Δp_i (Price)	NA	NA	\uparrow	\downarrow
$\Delta \pi_i$ (Profit)	\uparrow	\downarrow	NA	NA
ΔU_i (Welfare)	\uparrow	\downarrow	\downarrow	\uparrow

Table 1: Impact of signal noise on firm F_i 's price, welfare, and profit distortions. η_i and η_j are noise terms in the signals used by firms to estimate each other's demand. Outcomes reflect distortions from F_i 's perspective only.

Price and profit distortions load on different noise terms. Firm F_i 's price distortion Δp_i depends on η_j because its best response is shaped by how it perceives rival F_j 's demand; errors in a_j shift p_i directly. Profit distortion $\Delta \pi_i$, on the other hand, depends on η_i , since realized profit is determined by how accurately rival F_j estimates F_i 's own demand intercept a_i : misestimation shifts p_j , altering F_i 's residual demand and thus its profits.

A second observation is that profit and welfare always move in the same direction with η_i . When firm F_j overestimates F_i 's baseline demand a_i , it sets a higher price p_j , which relaxes competition. This expands F_i 's realized demand D_i , boosting both its profit π_i and the surplus enjoyed by its customers. Conversely, when F_j underestimates a_i , it prices more aggressively, reducing D_i and driving down both profit and welfare. The alignment arises because both profit and welfare depend directly on F_i 's realized demand, which in turn is shaped by how F_j 's estimate $a_i + \eta_i$ affects its pricing choice.

Random Noise, Real Risk

To this point, we have examined how realized distortions respond to specific values of signal noise. A natural next step is to simulate what happens when noise itself is drawn from a full distribution.

The harm of information distortion arises not merely from its realized magnitude, but from its fluctuations that can drive realized outcomes into regions of significant welfare or profit loss, even

if the average effect vanishes under mean-zero noise. Large deviations in either direction can also drive the market collapse (see Appendix C).

Figure 2 illustrates this dynamic in detail. We simulate two mean-zero noise schemes, Laplace and Gaussian, each parameterized by a common scale parameter σ . For Gaussian noise, the variance is σ^2 ; for Laplace noise, the variance is $2\sigma^2$. Unlike the Taylor-based approximations earlier, these simulated distortions are computed exactly from the model (with truncation applied).¹⁰

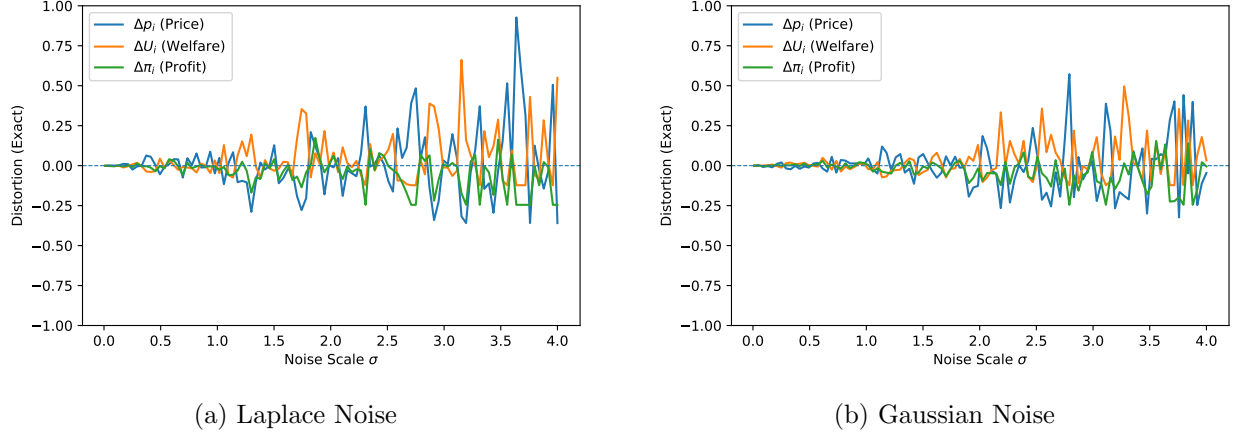


Figure 2: Exact distortions in price (Δp_i), consumer welfare (ΔU_i), and profit ($\Delta \pi_i$) under different noise types. Each point represents a single realization of the noise term at scale σ .

As σ increases, the variance of the noise increases. This rise in variance leads to greater fluctuation in realized distortions. While both noise types exhibit the same qualitative pattern of increasing deviation, Laplace noise tends to produce more extreme absolute distortions due to its heavier tails.

Beyond distortions, it is also useful to examine posted prices under noise (p^{BNE}). These may occasionally fall below zero or exceed the choke price, violating interiority (Definition 1). Figure 3 illustrates this using the same setup as in Figure 2. We simulate untruncated firm prices p_i^{BNE} and p_j^{BNE} (solid lines) under Laplace and Gaussian noise as the noise scale σ increases, together with their corresponding choke prices (dotted lines) in the same colors.

¹⁰We impose minimal feasibility only: (i) a price floor $\max\{0, p_i^{\text{BNE}}\}$; no upper cap on p_i is needed; (ii) a demand floor $\max\{0, D_i(p_i^{\text{BNE}}, p_j^{\text{BNE}})\}$ so that prices above the choke level imply zero trade. Binding cases map to the corner analyses in Appendix C (market exit at $p_i = 0$; zero demand when p_i exceeds the choke price).

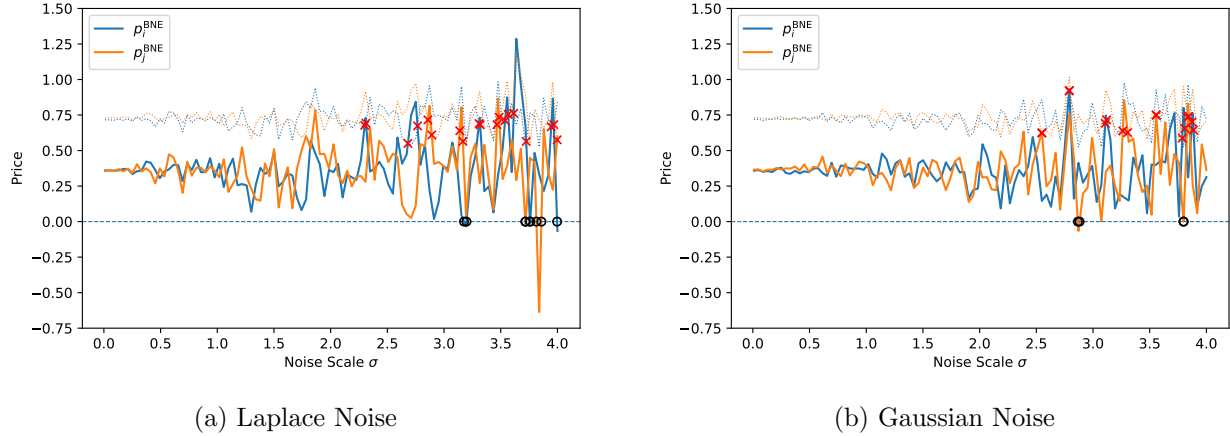


Figure 3: Posted prices p_i^{BNE} and p_j^{BNE} (untruncated) under different noise types. Each point represents a single realization at scale σ . Solid curves are p_i^{BNE} and p_j^{BNE} ; dotted lines show the corresponding choke prices p_i^{max} and p_j^{max} . Crosses denote choke crossings, where demand collapses to zero. Hollow circles denote zero crossings, where negative prices imply effective market exit (the firm must pay consumers).

Under Laplace noise, heavier tails push prices to thread both thresholds at high σ . Under Gaussian noise, price movements remain relatively more contained, with fewer boundary crossings observed. In sum, large fluctuations can amplify the risk of significant welfare or profit loss, and, in extreme cases, even drive the market to collapse.

6 Cartel Dynamics

In this section, we lay out the coordination mechanism behind tacit collusion. While previous sections examine how limited information distorts competitive outcomes, we now study how a cartel may reach consensus on collusive pricing under imperfect information.

Our analysis builds on models of social learning and belief updating, specifically, the DeGroot process (DeGroot 1974, Cyert and DeGroot 1973), which models opinion averaging. Though originally designed to describe group belief formation, its extensions have been used to study decentralized coordination under influence and misinformation (Acemoglu et al. 2009).

In our context, this offers a tractable abstraction of tacit algorithmic collusion: firms update prices iteratively without direct communication, eventually converging to a common (supracompetitive) target.

6.1 Belief Averaging in a Duopoly

We begin with a simple belief averaging process. Consider two firms, F_i and F_j , that repeatedly update their proposed prices by averaging their current beliefs. Let $x_i(t)$ denote the proposed price of firm F_i at time t . At each round, firm F_i places weight $\alpha \in (0, 1)$ on its own previous belief and $1 - \alpha$ on its rival's:

$$x_i(t+1) = \alpha x_i(t) + (1 - \alpha)x_j(t) \quad \Rightarrow \quad x(t+1) = Ax(t), \quad A = \begin{bmatrix} \alpha & 1 - \alpha \\ 1 - \beta & \beta \end{bmatrix} \quad (16)$$

The sequence $x(t)$ converges to a shared consensus (i.e., both firms eventually propose the same price) under mild conditions.¹¹ This consensus reflects a stable collusive outcome reached through mutual adaptation.

In cartel settings, however, consensus may be shaped by asymmetric influence. For example, firms pushes for higher prices may be more persistent or persuasive, leads to leader-follower dynamics. This motivates the *forceful agent* modification of [Acemoglu et al. \(2009\)](#), where one firm is unyielding and never updates (e.g., leader):

$$\forall t, x_j(t+1) = x_j(t) \quad \Rightarrow \quad D = \begin{bmatrix} \alpha & 1 - \alpha \\ 0 & 1 \end{bmatrix} \quad (17)$$

Here, firm F_j rigidly holds its position, while F_i adjusts toward it over time. This abstraction captures the idea that cartel negotiations often gravitate toward the most aggressive member, typically the firm pushing for the highest price.

6.2 Cartel Consensus with Noisy Inputs

We now formalize this stylized cartel pricing dynamic. Cartel members are *selfish* and *trustless*, self-maximizing and unwilling to share their private demand conditions. Instead of immediately adopting a collusive outcome, they engage in an implicit (tacit) bargaining process: adjusting their price proposals over time in response to public signals until consensus is reached.

Each firm knows its own baseline demand a_i , but not others'. Prices p_i and parameters b_i, c

¹¹Weight matrix A is aperiodic and strongly connected.

are public. This information setting mirrors the incomplete-information scheme (see Section 4.2).

We model the cartel negotiation as a three-phase process:

1. **Signal Observation.** Each firm’s true baseline demand a_i is private and observed imperfectly as a noisy public signal: $s_i = a_i + \eta_i$, where $\eta_i \stackrel{iid}{\sim} F$ for some distribution F .¹²
2. **Initial Pricing and Target Formation.** Each firm computes its own equilibrium price p_i^{BNE} using its private a_i and the noisy signals s_j from its rival. The cartel selects a supracompetitive target price¹³ as the maximum across firms:

$$p^{\text{target}} := \max \{p_i^{\text{BNE}}, p_j^{\text{BNE}}\}.$$

3. **Deterministic Update.** Each firm updates its proposed price by gradually adjusting toward p^{target} at rate α :

$$x_i(t+1) = (1 - \alpha) \cdot x_i(t) + \alpha \cdot p^{\text{target}}.$$

Consensus is reached when $\max_{i \leq 2} |x_i(t) - p^{\text{target}}| < \epsilon$, for some tolerance $\epsilon > 0$.

This setup captures a social learning dynamic with forceful agent. Table 2 summarizes the timestep:

Time t	Phase	Description
1	Initialization	Firm F_i obtains private a_i .
2	Signal Sharing & Nash Pricing	F_i receive $s_j = a_j + \eta_j$, then compute p_i^{BNE} using rival’s noisy signal.
	Target Formation	Cartel sets $p^{\text{target}} = \max_i \{p_i^{\text{BNE}}\}$.
3+	Updates Rounds	Each firm starts from $x_i(0) = P_i^N$, then updates toward p^{target} .
	Consensus Check	Consensus if $\max_i x_i(t) - p^{\text{target}} < \epsilon$.

Table 2: Timeline of the Cartel Consensus Model

¹²One interpretation is to view this as a shared pricing algorithm \mathcal{A} that aggregates pooled market data and releases sanitized demand estimates. Rather than granting firms direct access to rivals’ conditions, \mathcal{A} provides a noisy signal, consistent with how cartels might prefer a “trustless” intermediary to coordinate expectations.

¹³One could also imagine collusive prices set strictly above $\max\{p_i^{\text{BNE}}, p_j^{\text{BNE}}\}$. This would not meaningfully alter our subsequent analyses, but adopting max ensures tractability by pinning down a unique collusive outcome.

7 Tradeoff Analysis

In this section, we ask a regulatory question: can information frictions be used intentionally to deter algorithmic collusion?

We consider a concrete intervention: a regulator requires controlled noise to be injected into the pooled raw market data that feeds pricing algorithms. This stylized setup captures an emerging policy lever: regulating information quality to shape strategic behavior among algorithmic firms.

Formally, we model this as each firm observing a noisy signal of its rival’s baseline demand:

$$\hat{a}_j = a_j + \eta_j, \quad \eta_j \sim \text{Laplace}(\sigma), \quad (18)$$

where the noise scale σ governs information fidelity, with $\text{Var}(\eta_j) = 2\sigma^2$. This may arise, for instance, when a platform-level pricing algorithm \mathcal{A} aggregates firm demand data (a) and releases a sanitized version (\hat{a}) to reduce manipulation or preserve privacy.

Laplacian noise is a natural choice: it is widely adopted in algorithmic systems for balancing fidelity and obfuscation, and has provable optimality in differential privacy settings ([Koufogiannis et al. 2015](#)). While our context is not privacy per se, we similarly seek to obfuscate precise demand signals in order to prevent precise coordination.

We structure the policy analysis in three parts. First, we quantify the incentives and consequences of collusion. Second, we formally prove that increasing noise slows down cartel convergence by disrupting the consensus process. Third, we derive upper bounds on noise levels that ensure limited harm to competitive firms and consumer welfare. Together, these results characterize a feasible zone of regulatory intervention: enough noise to deter collusion, but not so much as to destabilize markets.

7.1 Collusive Incentives and Consequences

Naturally a first-order question arises: why collusion is attractive to firms and potentially harmful to consumers? The following results characterize both the profit incentive and consumer impact of a cartel adopting a supracompetitive price.

For simplicity, we work with generic price profiles (p_i, p_j) rather than explicit Bayesian Nash

notations, adopting a reduced-form perspective on cartel outcomes. We maintain *interior feasibility* (Definition 1) throughout, since it is economically implausible for a cartel to coordinate on negative prices or knowingly set prices that induce negative demand.

Cartel consensus is typically shaped by a leader, reflecting the self-maximizing nature of firms that push toward their preferred price. To capture whether such consensus remains feasible for all firms, we introduce:

Definition 3 (Consensus-Interior). *Given an initial interior profile (p_i, p_j) , we say consensus play is consensus-interior if the cartel's target price $p^{target} = \max\{p_i, p_j\}$ also leaves both markets interior:*

$$D_k(p^{target}, p^{target}) > 0 \quad \text{for each } k \in \{i, j\}.$$

Unless otherwise noted, all results in this section are stated under Definition 3. If this condition fails, consensus drives the lower-priced firm's demand to zero, a boundary case that yields trivial profits and strict welfare losses for that firm's consumers (see Appendix C).

Theorem 4 (Incentive to Collude). *Suppose both firms adopt a common (supracompetitive) price $p^{target} = \max\{p_i, p_j\}$, where p_i and p_j are the firms' initial equilibrium prices under imperfect information. Then, the firm that proposed the higher price (F_k) strictly benefits from coordination:*

$$\Delta\pi_k^{coll} := \pi_k(p^{target}, p^{target}) - \pi_k(p_k, p_{-k}) > 0 \tag{19}$$

for some $k \in \{i, j\}$.

The firm with the higher initial price (e.g., the cartel leader) strictly benefits from consensus at the supracompetitive level. For the lower-priced firm (e.g., the follower), its gain is ambiguous if consensus remains interior, but if consensus pushes its demand to zero, its profit collapses to zero. In all cases, at least one firm has a strict incentive to coordinate. As a result, firms are motivated not only to propose higher prices, but also to manipulate rivals into accepting or converging toward those higher prices. Such manipulative dynamics are not speculative; they are central concerns in recent work on algorithmic collusion and auditability (Hartline et al. 2025).

Theorem 5 (Consumer Harm under Collusion). *Suppose both firms adopt a common (supracompetitive) price $p^{target} = \max\{p_i, p_j\}$, where p_i and p_j are the firms' initial equilibrium prices under*

imperfect information. Then the firm that initially posted the lower price (F_{-k}) experiences a strict decline in consumer welfare:

$$\Delta U_{-k}^{\text{coll}} := U_{-k}(p^{\text{target}}, p^{\text{target}}) - U_{-k}(p_{-k}, p_k) < 0, \quad (20)$$

while the higher-price firm's consumers strictly gain.

Collusion redistributes consumer welfare asymmetrically. Under our baseline coordination rule $p^{\text{target}} = \max\{p_i, p_j\}$, the leader's consumers need not be worse off. A natural question arises: if the leader's own price does not fall (and may even rise under other coordination), why would its consumers benefit? The reason is that the composition of consumers is dynamic: as the rival's price increases, more buyers shift toward the leader, so the set it serves tilts toward higher-valuation consumers. This resembles the shift from an everyday OTC product to a luxury good—while the good itself becomes costlier in relative terms, the clientele that remains or enters values it more, and measured consumer surplus rises. By contrast, the follower's consumers categorically lose: their price is raised or they hit the choke price, shrinking their surplus regardless of how the clientele reshuffles (cf. Appendix C).¹⁴

These results clarify the first-order regulatory concern: firms have clear incentive to collude, and consumers are demonstrably worse off as a result.

7.2 Noise Slows Down Cartel Convergence

We show that zero-mean Laplacian noise, used as a policy lever, can significantly delay cartel convergence to a supracompetitive price.

For clarity, let's review the cartel dynamics from Section 6. First, p_i^{BNE} , the posted price of firm F_i under imperfect information (Lemma 2), is computed based on a noisy signal $s_j = a_j + \eta_j$ of its rival's demand intercept, where $\eta_j \stackrel{iid}{\sim} \text{Laplace}(\sigma)$. Here, η_i and η_j are interpreted as a tunable

¹⁴If the cartel instead sets $p^{\text{target}} > \max\{p_i, p_j\}$, the leader's consumers face offsetting forces: a rival's price increase (which boosts their demand) and an own-price increase (which reduces it). The net effect depends on the relative magnitudes of b and c . This does not affect our qualitative conclusion that the follower's consumers strictly lose, so some consumers are necessarily harmed under collusion.

policy lever that reduces firms' signal precision, then

$$p_i^{\text{BNE}} = \frac{2a_i b_j + c s_j}{4b_i b_j - c^2} = \underbrace{\frac{2a_i b_j + c a_j}{4b_i b_j - c^2}}_{=: A_i} + \underbrace{\frac{c}{4b_i b_j - c^2}}_{=: K} \cdot \eta_j = A_i + K \eta_j \quad (21)$$

The cartel then selects a target price $p^{\text{target}} = \max \{p_i^{\text{BNE}}, p_j^{\text{BNE}}\}$ and initiates price coordination with $x_i(0) = p_i^{\text{BNE}}$ via:

$$x_i(t+1) = (1-\alpha)x_i(t) + \alpha p^{\text{target}} \implies x_i(t) = (1-\alpha)^t p_i^{\text{BNE}} + (1-(1-\alpha)^t) p^{\text{target}} \quad (22)$$

The deviation from consensus evolves as:

$$x_i(t) - p^{\text{target}} = (1-\alpha)^t (p_i^{\text{BNE}} - p^{\text{target}}) \quad (23)$$

Definition 4 (ϵ -Consensus). *We say the cartel reaches ϵ -consensus at round t if $|x_i(t) - p^{\text{target}}| < \epsilon$ for all i .*

We now derive a probabilistic bound on the deviation from the target price. This quantifies how noise in initial price estimates slows convergence.

Lemma 3 (Deviation Bound under Laplacian Noise). *Let $\eta_i, \eta_j \stackrel{iid}{\sim} \text{Laplace}(\sigma)$ be zero-mean noise in firms' signal estimates. Then for any tolerance $\epsilon > 0$ and time $t \geq 0$, the deviation from consensus satisfies:*

$$\mathbb{P}(|x_i(t) - p^{\text{target}}| \geq \epsilon) \leq \exp\left(-\frac{\epsilon}{(1-\alpha)^t K \sigma}\right), \quad (24)$$

where $K = \frac{c}{4b_i b_j - c^2}$.

The bound shows that consensus becomes more likely over time: with more negotiation rounds t , the probability of firms drifting far from the agreed target shrinks exponentially. A larger tolerance ϵ also makes consensus more likely, since small disagreements are ignored. By contrast, stronger noise σ makes consensus less reliable, raising the chance that firms stray away from the target.

While Lemma 3 characterizes how likely the cartel fails to achieve ϵ -consensus at each fixed time t , regulators may instead wish to guarantee convergence within a prescribed error ϵ with high

confidence. This leads us to invert the deviation bound and derive a delay threshold: the minimum number of rounds t needed to ensure ϵ -consensus occurs with probability at least $1 - \delta$ for some $\delta \in (0, 1)$.

Theorem 6 (High-Probability Delay from Laplacian Noise). *Fix tolerance $\epsilon > 0$ for ϵ -consensus, confidence level $1 - \delta \in (0, 1)$, and update rate $\alpha \in (0, 1)$. Under Laplacian noise of scale σ , ϵ -consensus is reached with probability at least $1 - \delta$ only after*

$$t \geq \log_{1-\alpha} \left(\frac{\epsilon}{K\sigma(-\log \delta)} \right), \quad \text{where } K = \frac{c}{4b_i b_j - c^2} \quad (25)$$

Larger noise levels σ increase this lower bound, implying slower cartel convergence with high probability.

Figure 4 illustrates the bound in Theorem 6 across different noise levels σ . The delay to ϵ -consensus grows quickly as informational noise increases.

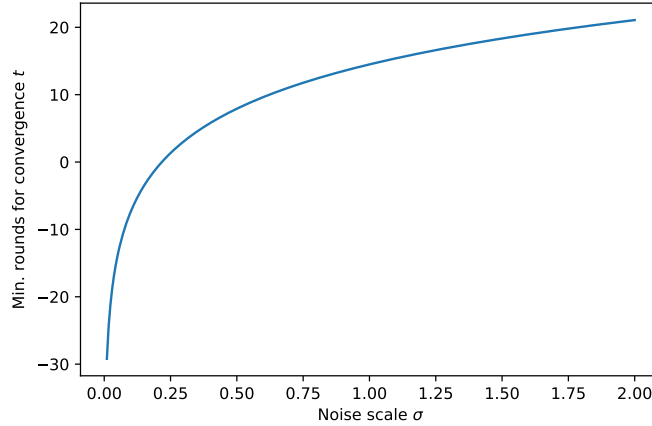


Figure 4: Minimum rounds t required to reach ϵ -consensus with high probability $(1 - \delta)$, as a function of noise scale σ .

This result amounts to a central policy insight: introducing carefully designed noise into algorithmic pricing systems can delay supracompetitive coordination. Unlike traditional antitrust tools that intervene ex post (Hartline et al. 2024, 2025, Baránek et al. 2025, Massarotto 2025), this friction operates ex ante and requires no detection of intent or outcome. Notably, the delay is backed by a theoretical guarantee (Theorem 6), making it a robust and practical mechanism for slowing down cartel formation in algorithmic markets.

Robustness to Repeated Queries

So far, we assumed each firm observes a single noisy demand signal. However, in more permissive environments, arguably the worst-case from a regulatory perspective, firms may obtain multiple observations (e.g., repeated queries to a platform-level pricing algorithm) to refine their estimates.

Concretely, suppose firms query a regulatory interface or pricing algorithm \mathcal{A} multiple times to receive n i.i.d. signals of the form $s_j^{(k)} = a_j + \eta_j^{(k)}$.

Let $\bar{s}_j = \frac{1}{n} \sum_{k=1}^n s_j^{(k)}$ denote the sample mean estimator constructed by the cartel to improve information quality. While this estimator is weakly consistent (due to mean-zero Laplacian noise) and asymptotically normal, it retains nontrivial noise for any finite n -observations:

$$\bar{s}_j \approx \mathcal{N}\left(a_j, \frac{2\sigma^2}{n}\right) \text{ for large } n \quad (26)$$

We emphasize that the sample mean is among the simplest possible, yet effective, estimators. Our results thus provide a conservative benchmark:

Proposition 1 (Persistence of Noise under Repeated Queries). *Even if firms observe n i.i.d. noisy signals from repeated queries to the pricing interface \mathcal{A} , the resulting sample mean estimator \bar{s}_j retains residual noise. As a result, cartel convergence remains delayed in finite time.*

7.3 Bounding Harm to Market Participants

Regulatory noise can indeed slow down cartel coordination, even under repeated queries, making controlled information quality an effective policy lever (Theorem 6, Proposition 1). But how much noise is too much (e.g., noise scale $\sigma \rightarrow \infty$), given that legitimate market participants are subject to the same information distortion (Section 5)?

In what follows, we derive tolerable noise levels that preserve firm profit and consumer welfare with high probability.

We focus on second-order distortions (i.e., profit and welfare fluctuations), not first-order pricing effects. Recall Δ denote the deviation from the no-noise benchmark (see detailed definitions at Theorem 2 and 3). Formally, given a tolerance $t > 0$, we aim to bound the probability of harmful distortion: $\mathbb{P}(\Delta \leq -t)$:

Lemma 4 (Profit Distortion Bound). *Fix a distortion tolerance $t_\pi > 0$ and confidence level $1 - \delta \in (0, 1)$. Then under Laplacian noise of scale σ , the probability that firm i 's profit drops below $-t_\pi$ is bounded by*

$$\mathbb{P}(\Delta\pi_i \leq -t_\pi) \leq \exp\left(-\frac{t_\pi}{K_\pi\sigma}\right). \quad (27)$$

To guarantee $\Delta\pi_i \geq -t_\pi$ with probability at least $1 - \delta$, it suffices to impose

$$\sigma \leq \frac{t_\pi}{K_\pi(-\log \delta)}, \quad (28)$$

where $K_\pi := \frac{c^2(2a_i b_j + c a_j)}{(c^2 - 4b_i b_j)^2}$ is a positive constant.

Lemma 5 (Welfare Distortion Bound). *Fix a welfare distortion threshold $t_U > 0$. Then the probability that consumer utility drops below $-t_U$ satisfies*

$$\mathbb{P}(\Delta U_i \leq -t_U) \lesssim \exp\left(-\frac{t_U}{K_U(c + b_i)\sigma}\right) \quad (29)$$

To ensure $\Delta U_i \geq -t_U$ with high probability $1 - \delta$, we require

$$\sigma \leq \frac{t_U}{K_U(c + b_i)(-\log \delta)} \quad (30)$$

where $K_U := \frac{c(2a_i b_j + c a_j)}{(c^2 - 4b_i b_j)^2}$ is a positive constant.

Together, these bounds yield the following guarantee:

Theorem 7 (Upper Bound on Regulatory Noise). *To ensure that distortions in firm profit and consumer utility remain within tolerances $t_\pi, t_U > 0$ with probability at least $1 - \delta$, the noise scale σ must satisfy*

$$\sigma \leq \min\left\{\frac{t_\pi}{K_\pi(-\log \delta)}, \frac{t_U}{K_U(c + b_i)(-\log \delta)}\right\} \quad (31)$$

This result complements our earlier findings: while noise slows cartel convergence, its magnitude must remain controlled to avoid harming legitimate sellers and consumers.

Figure 5 overlays this constraint as a vertical line over the delay bound (Theorem 6), illustrating how policy makers must balance the trade-off between slowing collusion and avoiding excessive harm to market efficiency.

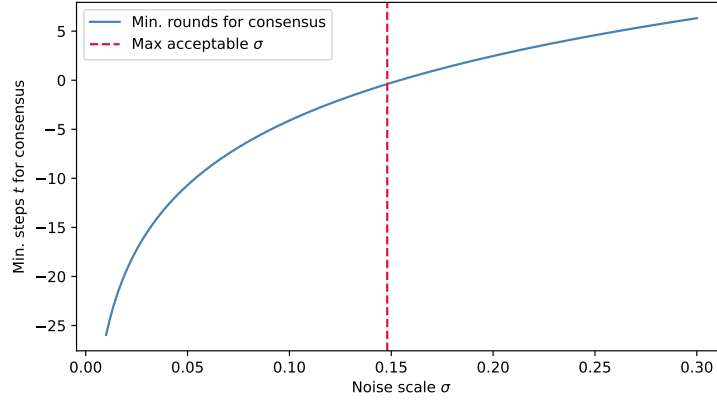


Figure 5: Minimum rounds t required to reach consensus as a function of noise scale σ . The dashed line marks the maximum acceptable σ before distortions to welfare and profit exceed tolerance thresholds with high probability.

Theorem 7, thus, defines a viable policy range—strong enough to deter collusion, yet safe enough to preserve market efficiency.

More broadly, our results offer a practical proof of concept: even a heuristic as simple as injecting Laplacian noise into raw market data, thereby limiting information quality, can strike a delicate balance between slowing cartel formation and safeguarding legitimate participants. This highlights how lightweight regulatory levers can achieve strong theoretical guarantees with minimal implementation complexity.

8 Discussion

This paper explores whether calibrated information frictions can disrupt algorithmic price coordination. We approached the question in three layers. First, we showed how limited information distorts pricing equilibria, with consequences for profit and consumer welfare. Second, we modeled cartel formation as a belief-averaging process in which forceful agents naturally emerge as leaders. Third, we studied controlled noise as a regulatory lever, showing that it slows cartel convergence while preserving competitive value when calibrated properly.

Our contribution is twofold. Existing work has largely established that algorithms can and do collude, both in simulations and in the field. Our addition is an analytical perspective that views cartel formation through a social learning lens, clarifying not only the mechanics of consensus but also the incentives of leaders and followers and the asymmetric welfare consequences for consumers. On the regulatory side, most prior proposals remain *ex post*—audits, statistical tests, or forensic detection—whereas our framework highlights an *ex ante* intervention: shaping the quality of information pricing algorithms receive. This distinction shifts the focus from remedy after collusion to prevention before it takes hold.

The theoretical implications are straightforward. Collusion is not a uniform outcome: it benefits leaders, harms followers, and redistributes consumer welfare asymmetrically. Contrary to common intuition, consumers attached to high-price leaders may even benefit from rivals’ collusion, while followers and their customers lose. Noise provides a simple but sharp policy lever, but its effect depends on calibration: too weak and collusion proceeds, too strong and legitimate firms and consumers are harmed. The feasibility bounds we derive trace out where this balance can be struck.

For managers and policymakers, the message is equally clear. Current law requires explicit proof of communication; in its absence, even suspicious price patterns escape liability. Our results suggest that regulating information inputs offers a lighter-weight, forward-looking safeguard. Implementation is straightforward: rather than redesigning markets or mandating full transparency, regulators can constrain the fidelity of data fed into pricing algorithms. This is particularly timely as AI-driven systems like LLM pricing agents become more prevalent. Future work can test these ideas in richer simulations and practical deployments, but the core message stands: controlled information frictions are a credible, scalable tool for blunting algorithmic collusion.

References

- Daron Acemoglu, Asuman E. Ozdaglar, and Ali ParandehGheibi. Spread of misinformation in social networks. *CoRR*, abs/0906.5007, 2009. URL <http://arxiv.org/abs/0906.5007>.
- Eshwar Ram Arunachaleswaran, Natalie Collina, Sampath Kannan, Aaron Roth, and Juba Ziani. Algorithmic collusion without threats, 2024. URL <https://arxiv.org/abs/2409.03956>.
- Bruno Baránek, Leon Musolff, and Vítázslav Titl. Detection of collusive networks in multistage auctions,

2025. Working Paper, August 15, 2025. Available at: https://lmusolff.com/papers/Detecting_Collusive_Networks.pdf.
- March Boedihardjo, Thomas Strohmer, and Roman Vershynin. Privacy of synthetic data: a statistical framework, 2021. URL <https://arxiv.org/abs/2109.01748>.
- Iwan Bos and Dries Vermeulen. On the microfoundation of linear oligopoly demand. *The BE Journal of Theoretical Economics*, 22(1):1–15, 2022.
- Emilio Calvano, Giacomo Calzolari, Vincenzo Denicolò, and Sergio Pastorello. Artificial intelligence, algorithmic pricing, and collusion. *The American Economic Review*, 110(10):pp. 3267–3297, 2020. ISSN 00028282, 19447981. URL <https://www.jstor.org/stable/26966472>.
- Richard M. Cyert and Morris H. DeGroot. An analysis of cooperation and learning in a duopoly context. *The American Economic Review*, 63(1):24–37, 1973. ISSN 00028282. URL <http://www.jstor.org/stable/1803124>.
- Morris H. DeGroot. Reaching a consensus. *Journal of the American Statistical Association*, 69(345):118–121, 1974. ISSN 01621459, 1537274X. URL <http://www.jstor.org/stable/2285509>.
- Winston Wei Dou, Itay Goldstein, and Yan Ji. Ai-powered trading, algorithmic collusion, and price efficiency. Working Paper 34054, National Bureau of Economic Research, July 2025. URL <http://www.nber.org/papers/w34054>.
- Connor Douglas, Foster J. Provost, and Arun Sundararajan. Naive algorithmic collusion: When do bandit learners cooperate and when do they compete?, 2024. URL <http://dx.doi.org/10.2139/ssrn.5033197>. Available at SSRN: <https://ssrn.com/abstract=5033197>.
- Cynthia Dwork. Differential privacy. In Michele Bugliesi, Bart Preneel, Vladimiro Sassone, and Ingo Wegener, editors, *Automata, Languages and Programming*, pages 1–12, Berlin, Heidelberg, 2006. Springer Berlin Heidelberg. ISBN 978-3-540-35908-1.
- Itay P. Fainmesser, Andrea Galeotti, and Ruslan Momot. Digital privacy. *Management Science*, 69(6): 3157–3173, 2023. doi: 10.1287/mnsc.2022.4513. URL <https://doi.org/10.1287/mnsc.2022.4513>.
- Sara Fish, Yannai A. Gonczarowski, and Ran I. Shorrer. Algorithmic collusion by large language models, 2024. URL <https://arxiv.org/abs/2404.00806>.
- Karsten T. Hansen, Kanishka Misra, and Mallesh M. Pai. Frontiers: Algorithmic collusion: Supra-competitive prices via independent algorithms. *Marketing Science*, 40(1):1–12, 2021. doi: 10.1287/mksc.2020.1276. URL <https://doi.org/10.1287/mksc.2020.1276>.
- Jason D. Hartline, Sheng Long, and Chenhao Zhang. Regulation of algorithmic collusion. In *Proceedings of the 2024 Symposium on Computer Science and Law*, CSLAW ’24, page 98–108, New York, NY, USA, 2024. Association for Computing Machinery. ISBN 9798400703331. doi: 10.1145/3614407.3643706. URL <https://doi.org/10.1145/3614407.3643706>.

- Jason D. Hartline, Chang Wang, and Chenhao Zhang. Regulation of algorithmic collusion, refined: Testing pessimistic calibrated regret. In *Proceedings of the 2025 Symposium on Computer Science and Law*, CSLAW '25, page 108–120, New York, NY, USA, 2025. Association for Computing Machinery. ISBN 9798400714214. doi: 10.1145/3709025.3712217. URL <https://doi.org/10.1145/3709025.3712217>.
- Jussi Keppo, Yuze Li, Gerry Tsoukalas, and Nuo Yuan. Ai pricing, agent heterogeneity, and collusion, 2025. URL <http://dx.doi.org/10.2139/ssrn.5386338>. Available at SSRN: <https://ssrn.com/abstract=5386338>.
- Fragkiskos Koufogiannis, Shuo Han, and George J. Pappas. Gradual release of sensitive data under differential privacy, 2015. URL <https://arxiv.org/abs/1504.00429>.
- Yanzhe (Murray) Lei, Sentao Miao, and Ruslan Momot. Privacy-preserving personalized revenue management. *Management Science*, 70(7):4875–4892, 2024. doi: 10.1287/mnsc.2023.4925. URL <https://doi.org/10.1287/mnsc.2023.4925>.
- Giovanna Massarotto. Detecting algorithmic collusion, 2025. URL <http://dx.doi.org/10.2139/ssrn.5191297>. Ohio State Law Journal, forthcoming Vol. 86, 2025. U of Penn Law School, Public Law Research Paper No. 25-13. Available at SSRN: <https://ssrn.com/abstract=5191297>.
- Leon Musolff. Algorithmic pricing, price wars and tacit collusion: Evidence from e-commerce, 2024. Working paper, March 27, 2024. Available at: https://lmusolff.com/papers/Algorithmic_Pricing.pdf.
- Aras Selvi, Huikang Liu, and Wolfram Wiesemann. Differential privacy via distributionally robust optimization. *Operations Research*, 2025. doi: 10.1287/opre.2023.0218. URL <https://doi.org/10.1287/opre.2023.0218>.
- Roman Vershynin. High-dimensional probability: An introduction with applications in data science (2nd edition), 2025. Available at <https://www.math.uci.edu/~rvershyn/papers/HDP-book/HDP-2.pdf>.
- Xavier Vives. Duopoly information equilibrium: Cournot and bertrand. *Journal of economic theory*, 34(1): 71–94, 1984.

Appendix

A Proofs

This section contains the proofs for the manuscript.

Proof of Lemma 1. Assuming zero production cost, $k_i = 0$, then the objective function becomes:

$$\pi_i(p_i, p_j) = p_i \cdot D_i(p_i, p_j) = a_i p_i - b_i p_i^2 + c p_i p_j. \quad (32)$$

Take the first and second-order derivatives of the objective function:

$$\text{FOC} \iff \frac{\partial}{\partial p_i} \pi_i(p_i, p_j) = a_i - 2b_i p_i + c p_j = 0 \quad (33)$$

$$\text{SOC Concavity} \iff \frac{\partial^2}{\partial p_i^2} \pi_i(p_i, p_j) = -2b_i \leq 0 \quad (34)$$

Recall $b_i > 0$, then concavity is trivially satisfied. We may conclude F_i 's best response is given by solving first-order condition of π_i :

$$p_i^* = \frac{a_i + c p_j}{2b_i}. \quad (35)$$

At Nash equilibrium, both firms simultaneously play their best responses, that is

$$\begin{cases} p_i^* = \frac{a_i + c p_j^*}{2b_i} \\ p_j^* = \frac{a_j + c p_i^*}{2b_j} \end{cases} \quad (36)$$

Solving the fixed point system (36) yields the Nash equilibrium prices for each firm $i, j \in \{1, 2\}$:

$$p_i^N = \frac{2a_i b_j + c a_j}{4b_i b_j - c^2}, \quad p_j^N = \frac{2a_j b_i + c a_i}{4b_i b_j - c^2}, \quad (37)$$

Additionally, notice that the demand function $D_i(p_i, p_j) \geq 0$ iff $p_i \leq \frac{a_i + c p_j}{b_i}$. Structurally, under perfect information, the best-response mapping automatically rules out negative demand, so all equilibrium outcomes are in the economically relevant region. \square

Proof of Lemma 2. We assume strategic symmetry and rationality: each firm expects its competitor to respond optimally using the best-response rule from the complete information setting (see Equation 35), but evaluated under estimated values.

Firm F_i knows $\{a_i, b_i, b_j, c\}$, but only has an estimate \hat{a}_j of the rival F_j 's baseline demand a_j .

In particular, F_i can only infer the competitor F_j 's best response p_j^* via its estimate \hat{a}_j . From F_i 's perspective, its own pricing decision p_i^* is known and fixed. F_i assumes F_j uses this $\hat{p}_i = p_i^*$ when computing its own price. This assumption—that each firm's expectation about the other's price is ultimately correct—is a useful simplification that allows us to solve for equilibrium.

Formally, the four equilibrium conditions are:

- (a) F_i maximizes profit against its belief \hat{p}_j : $p_i^* = \operatorname{argmax}_{p_i} \pi_i(p_i, \hat{p}_j)$,
- (b) F_j maximizes profit against its belief \hat{p}_i : $p_j^* = \operatorname{argmax}_{p_j} \pi_j(p_j, \hat{p}_i)$,
- (c) F_i 's belief is correct in equilibrium: $\hat{p}_j = p_j^*$, and
- (d) F_j 's belief is correct in equilibrium: $\hat{p}_i = p_i^*$.

From F_i 's perspective, its own action p_i^* is fixed. It anticipates F_j will apply the best-response rule from (35), but with estimated parameter \hat{a}_j :

$$\hat{p}_j^* = \frac{\hat{a}_j + cp_i^*}{2b_j} \quad (38)$$

Using this anticipated response, F_i sets its own price as:

$$p_i^* = \frac{a_i + c\hat{p}_j^*}{2b_i} = \frac{a_i + c \cdot \left(\frac{\hat{a}_j + cp_i^*}{2b_j} \right)}{2b_i} \implies p_i^* = \frac{2a_i b_j + c\hat{a}_j}{4b_i b_j - c^2} \quad (39)$$

By symmetry, we obtain the Bayesian Nash equilibrium prices:

$$p_i^{\text{BNE}} = \frac{2a_i b_j + c\hat{a}_j}{4b_i b_j - c^2}, \quad p_j^{\text{BNE}} = \frac{2a_j b_i + c\hat{a}_i}{4b_i b_j - c^2}. \quad (40)$$

These prices jointly satisfy all four equilibrium conditions and define the unique Bayesian Nash equilibrium under fixed (but possibly biased or noisy) estimates. \square

Proof of Theorem 1. By direct substitution from Lemmas 1 and 2, we have

$$\Delta p_i := p_i^{\text{BNE}} - p_i^N = \frac{2a_i b_j + \hat{c} a_j}{4b_i b_j - c^2} - \frac{2a_i b_j + c a_j}{4b_i b_j - c^2} = \frac{c}{4b_i b_j - c^2} \cdot (\hat{a}_j - a_j). \quad (41)$$

Since $4b_i b_j > c^2$ under the linear demand assumptions, the denominator is strictly positive. Therefore, the sign of Δp_i is the same as the sign of the estimation error $\hat{a}_j - a_j$. That is, $\Delta p_i > 0$ if and only if $\hat{a}_j > a_j$, and $\Delta p_i < 0$ if and only if $\hat{a}_j < a_j$.

The absolute distortion is

$$|\Delta p_i| = \frac{c}{4b_i b_j - c^2} \cdot |\hat{a}_j - a_j|, \quad (42)$$

which scales linearly in the size of the estimation error. The positive factor $\frac{c}{4b_i b_j - c^2}$ acts as a sensitivity parameter translating belief errors into pricing errors.

Comparative statics: Observe that the coefficient $\kappa(c) := \frac{c}{4b_i b_j - c^2}$ is increasing in c on the interval $(0, \min\{b_i, b_j\})$. The derivative is

$$\kappa'(c) = \frac{4b_i b_j + c^2}{(c^2 - 4b_i b_j)^2} > 0,$$

so higher cross-price sensitivity c amplifies the pricing distortion for any given estimation error. \square

Proof of Theorem 2. We compare firm F_i 's profit under imperfect versus perfect information. The exact distortion is

$$\Delta \pi_i := \pi_i^{\text{BNE}} - \pi_i^N = \pi_i(p_i^{\text{BNE}}, p_j^{\text{BNE}}) - \pi_i(p_i^N, p_j^N), \quad (43)$$

for which a closed form exists but is not transparent.

To obtain an interpretable approximation, apply a first-order Taylor expansion of $\pi_i(p_i, p_j) = p_i(a_i - b_i p_i + c p_j)$ around the complete-information equilibrium (p_i^N, p_j^N) :

$$\Delta \pi_i \approx \frac{\partial \pi_i}{\partial p_i} \Big|_{(p_i^N, p_j^N)} \Delta p_i + \frac{\partial \pi_i}{\partial p_j} \Big|_{(p_i^N, p_j^N)} \Delta p_j. \quad (44)$$

At the complete-information Nash, the FOC gives $\frac{\partial \pi_i}{\partial p_i} = a_i - 2b_i p_i + c p_j = 0$, hence

$$\Delta \pi_i \approx \underbrace{\frac{\partial \pi_i}{\partial p_j} \Big|_{(p_i^N, p_j^N)}}_{= c p_i^N} \Delta p_j = c p_i^N \Delta p_j. \quad (45)$$

From the BNE price formulas, $\Delta p_j = p_j^{\text{BNE}} - p_j^N = \frac{c}{\Delta} (\hat{a}_i - a_i)$ with $\Delta := 4b_i b_j - c^2 > 0$. Therefore

$$\Delta \pi_i \approx \frac{c^2 p_i^N}{\Delta} (\hat{a}_i - a_i) = \frac{c^2 (2a_i b_j + c a_j)}{(4b_i b_j - c^2)^2} (\hat{a}_i - a_i). \quad (46)$$

Since all parameters are positive and $4b_i b_j > c^2$, the coefficient is strictly positive. Hence $\Delta \pi_i > 0$ iff $\hat{a}_i > a_i$, and $\Delta \pi_i < 0$ iff $\hat{a}_i < a_i$. Moreover,

$$|\Delta \pi_i| \approx \frac{c^2 (2a_i b_j + c a_j)}{(4b_i b_j - c^2)^2} |\hat{a}_i - a_i|.$$

Comparative statics: Define $f(c) := \frac{c^2 (2a_i b_j + c a_j)}{(4b_i b_j - c^2)^2}$. A direct derivative yields

$$f'(c) = \frac{c (4c^2 (2a_i b_j + a_j c) + (4a_i b_j + 3a_j c)(4b_i b_j - c^2))}{(4b_i b_j - c^2)^3} > 0,$$

so larger cross-price sensitivity c amplifies the profit distortion.

This linearization is valid under Interior Feasibility (Definition 1) and for moderate belief noise; if a realization hits a boundary (exit/zero demand), the first-order approximation should be replaced by the boundary expressions in Appendix C. \square

Proof of Theorem 3. We begin by expressing consumer welfare distortion as the difference between welfare under imperfect and perfect information:

$$\Delta U_i = U_i^{\text{BNE}} - U_i^N = \frac{(a_i (c^2 - 2b_i b_j) + c ((\hat{a}_j - 2a_j) b_i - c \hat{a}_i))^2 - b_i^2 (2a_i b_j + c a_j)^2}{2b_i (c^2 - 4b_i b_j)^2} \quad (47)$$

As the above expression is not exactly tractable for further analysis, we applied the standard

technique of first-order Taylor approximation on U_i around (p_i^N, p_j^N) as is Theorem 1:

$$\Delta U_i = U_i(p_i^{\text{BNE}}, p_j^{\text{BNE}}) - U_i(p_i^N, p_j^N) \quad (48)$$

$$\approx \frac{\partial U_i}{\partial p_i}(p_i^N, p_j^N) \cdot \Delta p_i + \frac{\partial U_i}{\partial p_j}(p_i^N, p_j^N) \cdot \Delta p_j \quad (49)$$

$$= \frac{c(2a_i b_j + c a_j)}{(c^2 - 4b_i b_j)^2} \cdot (c(\hat{a}_i - a_i) - b_i(\hat{a}_j - a_j)) \quad (50)$$

Since all model parameters a_i, a_j, b_i, b_j, c are strictly positive and $4b_i b_j > c^2$, the coefficient in front of the distortion term is also strictly positive. Therefore, we may conclude the first result that welfare increases as rival estimation error $(\hat{a}_i - a_i)$ goes up, or as our estimation error of rival $(\hat{a}_j - a_j)$ goes down.

Comparative statics: Lastly, due to the positivity of model parameters, we have:

$$\frac{\partial}{\partial c} \left(\frac{c(2a_i b_j + c a_j)}{(c^2 - 4b_i b_j)^2} \right) = \frac{2(a_j(4cb_i b_j + c^3) + a_i b_j(4b_i b_j + 3c^2))}{(4b_i b_j - c^2)^3} > 0 \quad (51)$$

$$\frac{\partial}{\partial c} \left(\frac{c(2a_i b_j + c a_j)}{(c^2 - 4b_i b_j)^2} \cdot c \right) = \frac{c(a_j(12cb_i b_j + c^3) + 4a_i b_j(4b_i b_j + c^2))}{(4b_i b_j - c^2)^3} > 0 \quad (52)$$

This confirms that as c increases, the distortion effect is magnified—both through the overall scaling factor and specifically through the rival's estimation error. \square

Proof of Theorem 4. Suppose both firms agree on a common (supracompetitive) price $p^{\text{target}} = \max\{p_i, p_j\}$ after coordination, where p_i and p_j are firms' initial pricing proposal (see Section 6.2 for detailed consensus process) that are interior (Definition 1).

Recall the profit functions (Equation 3) for firm F_i, F_j are:

$$\pi_i(p_i, p_j) = p_i \cdot D_i(p_i, p_j) = p_i(a_i - b_i p_i + c p_j) \quad (53)$$

$$\pi_j(p_i, p_j) = p_j \cdot D_j(p_i, p_j) = p_j(a_j - b_j p_j + c p_i) \quad (54)$$

Then, the profit increase for each firm F_k , some $k \in \{i, j\}$, is:

$$\Delta \pi_k^{\text{coll}} := \pi_k(p^{\text{target}}, p^{\text{target}}) - \pi_k(p_k, p_{-k}) \quad (55)$$

There are two cases to consider:

- (a) Suppose $p^{\text{target}} = p_i$. The profit for each firm becomes:

$$\pi_i(p^{\text{target}}, p^{\text{target}}) = \pi_i(p_i, p_i) = p_i(a_i + p_i(c - b_i)) \quad (56)$$

$$\pi_j(p^{\text{target}}, p^{\text{target}}) = \pi_j(p_i, p_i) = p_i(a_j + p_i(c - b_j)) \quad (57)$$

Denote collusive price excess as $\epsilon = p_i - p_j > 0$, then the profit increase is:

$$\Delta\pi_i^{\text{coll}} = cp_i(p_i - p_j) = c\epsilon(\epsilon + p_j) \quad (58)$$

$$\Delta\pi_j^{\text{coll}} = (p_i - p_j)(a_j + p_i(c - b_j) - b_j p_j) = \epsilon(a_j - b_j(2p_j + \epsilon) + c(p_j + \epsilon)) \quad (59)$$

Note that $\Delta\pi_i^{\text{coll}} > 0$ and $\frac{\partial}{\partial \epsilon}\Delta\pi_i^{\text{coll}} = c(p_j + 2\epsilon) > 0$. That is to say, F_i 's strictly benefits from the collusive price, and as the collusive price goes up, it benefits even more.

While $\Delta\pi_j^{\text{coll}}$ may be positive or negative under Consensus-Interior (Definition 3), if consensus instead drives firm F_j to the boundary, then π_j collapses to zero and $\Delta\pi_j^{\text{coll}} < 0$ strictly. In either case, F_i 's strictly positive profit gain suffices to establish that collusion offers tangible incentive to at least one firm. Hence, there exists nontrivial incentive to coordinate.

- (b) Suppose $p^{\text{target}} = p_j$, and denote price excess as $\epsilon = p_j - p_i$. The profit increases are:

$$\Delta\pi_i^{\text{coll}} = (p_i - p_j)(-a_i + b_i(p_i + p_j) - cp_j) = \epsilon(a_i - b_i(2p_i + \epsilon) + c(p_i + \epsilon)) \quad (60)$$

$$\Delta\pi_j^{\text{coll}} = cp_j(p_j - p_i) = c\epsilon(p_i + \epsilon) \quad (61)$$

This mirrors the earlier case, with F_j now playing the role of the high-price proposer. The analysis proceeds identically and we omit repetition.

In either case, the firm that initially proposed the higher price strictly benefits from convergence to p^{target} . Moreover, the profit gain increases with the price gap ϵ . This establishes that supracompetitive consensus always benefits at least one firm, providing a strict incentive to coordinate. \square

Proof of Theorem 5. We assume the same setting of pricing as in proof of Theorem 4, and denote $\epsilon = |p_i - p_j|$.

The welfare increase is defined to be:

$$\Delta U_k^{\text{coll}} := U_k(p^{\text{target}}, p^{\text{target}}) - U_k(p_k, p_{-k}) \quad (62)$$

$$= \frac{1}{2b_k} \cdot (D_k(p^{\text{target}}, p^{\text{target}})^2 - D_k(p_k, p_{-k})^2) \quad (63)$$

for the consumers of firm $F_k, k \in \{i, j\}$. Similarly, by symmetry, it suffices to only consider the case that $p^{\text{target}} = p_i$, then

$$\Delta U_i^{\text{coll}} = \frac{1}{2b_i} \cdot (D_i(p_i, p_i)^2 - D_i(p_i, p_j)^2) \quad (64)$$

$$= \frac{1}{2b_i} \cdot \underbrace{(D_i(p_i, p_i) - D_i(p_i, p_j))}_+ \cdot \underbrace{(D_i(p_i, p_i) + D_i(p_i, p_j))}_+ > 0 \quad (65)$$

and

$$\Delta U_j^{\text{coll}} = \frac{1}{2b_j} \cdot (D_j(p_i, p_i)^2 - D_j(p_i, p_j)^2) \quad (66)$$

$$= \frac{1}{2b_j} \cdot (D_j(p_i, p_i) - D_j(p_i, p_j)) \cdot (D_j(p_i, p_i) + D_j(p_i, p_j)) \quad (67)$$

If consensus-interior (Definition 3) is satisfied, we have

$$D_j(p_i, p_i) > 0 \implies D_j(p_i, p_i) - D_j(p_i, p_j) < 0 \implies \Delta U_j^{\text{coll}} < 0 \quad (68)$$

Otherwise, we have

$$D_j(p_i, p_i) = 0 \implies D_j(p_i, p_i) - D_j(p_i, p_j) = -D_j(p_i, p_j) < 0 \implies \Delta U_j^{\text{coll}} < 0 \quad (69)$$

Hence, the high-price side's consumers strictly gain ($\Delta U_i^{\text{coll}} > 0$) while the low-price side's consumers strictly lose ($\Delta U_j^{\text{coll}} < 0$).

□

Proof of Lemma 3. Notice

$$x_i(t) - p^{\text{target}} = (1 - \alpha)^t (p_i^{\text{BNE}} - p^{\text{target}}) \quad (70)$$

Fixing a tolerance $\epsilon > 0$, we wish bound:

$$\mathbb{P}(|x_i(t) - P^{\text{Target}}| \geq \epsilon) \quad (71)$$

$$= \mathbb{P}\left(|p_i^{\text{BNE}} - p^{\text{target}}| \geq \frac{\epsilon}{(1-\alpha)^t}\right) \quad (72)$$

$$= \mathbb{P}\left(p_j^{\text{BNE}} - p_i^{\text{BNE}} \geq \frac{\epsilon}{(1-\alpha)^t} \mid p_i^{\text{BNE}} < p_j^{\text{BNE}}\right) \cdot \mathbb{P}(p_i^{\text{BNE}} < p_j^{\text{BNE}}) \quad (73)$$

Assume $A_i \approx A_j$ (i.e., symmetric baseline demand). Notice $p_j^{\text{BNE}} - p_i^{\text{BNE}} = K(\eta_i - \eta_j)$, then symmetry of zero-mean Laplacian sum implies

$$p_i^{\text{BNE}} < p_j^{\text{BNE}} \iff \eta_i - \eta_j > \frac{A_i - A_j}{K} \approx 0 \Rightarrow \mathbb{P}(p_i^{\text{BNE}} < p_j^{\text{BNE}}) \approx \frac{1}{2} \quad (74)$$

Since η_i 's are sub-exponential with $\|\eta_i\|_{\psi_1} \sim \sigma$, we have $\|\eta_i - \eta_j\|_{\psi_1} \leq \|\eta_i\|_{\psi_1} + \|\eta_j\|_{\psi_1} \sim \sigma$, where ψ_1 denotes the Orlicz sub-exponential norm. A standard sub-exponential tail bound¹⁵ implies:

$$\mathbb{P}\left(|K(\eta_i - \eta_j)| \geq \frac{\epsilon}{(1-\alpha)^t}\right) \lesssim 2 \exp\left(-\frac{\epsilon}{(1-\alpha)^t K \sigma}\right) \quad (75)$$

Chain the results together, we obtain the *deviation* bound:

$$\mathbb{P}(|x_i(t) - p^{\text{target}}| \geq \epsilon) = \mathbb{P}\left(|p_i^{\text{BNE}} - p^{\text{target}}| \geq \frac{\epsilon}{(1-\alpha)^t}\right) \leq \exp\left(-\frac{\epsilon}{(1-\alpha)^t K \sigma}\right) \quad (76)$$

In the trivial case where $\sigma = 0$ (i.e., no noise), the bound becomes zero, and consensus is reached deterministically. \square

Proof of Theorem 6. From Lemma 3, the probability of not achieving ϵ -consensus at round t is bounded above by

$$\mathbb{P}(|x_i(t) - P^{\text{target}}| \geq \epsilon) \leq \exp\left(-\frac{\epsilon}{(1-\alpha)^t K \sigma}\right) \quad (77)$$

¹⁵See Proposition 2.8.1 and Definition 2.8.4 in [Vershynin \(2025\)](#).

To ensure this deviation probability is at most $\delta \in (0, 1)$, we require

$$\exp\left(-\frac{\epsilon}{(1-\alpha)^t K\sigma}\right) \leq \delta \quad (78)$$

Taking logarithms and flip the sign, we get

$$-\frac{\epsilon}{(1-\alpha)^t K\sigma} \leq \log \delta \iff \frac{\epsilon}{(1-\alpha)^t K\sigma} \geq -\log \delta \quad (79)$$

Note $\delta \in (0, 1) \implies -\log \delta > 0$, then

$$(1-\alpha)^t \leq \frac{\epsilon}{K\sigma \cdot (-\log \delta)} \quad (80)$$

Recall the fact that \log with base less than 1 is a decreasing function, and notice $1-\alpha \in (0, 1)$, then

$$t \geq \log_{1-\alpha} \left(\frac{\epsilon}{K\sigma \cdot (-\log \delta)} \right) \quad (81)$$

which proves the result. \square

Proof of Proposition 1. Each firm observes n i.i.d. signals of the form $s_j^{(k)} = a_j + \eta_j^{(k)}$, where $\eta_j \stackrel{iid}{\sim} \text{Laplace}(\sigma)$.

Recall the noise has zero mean. It immediately follows that

$$\mathbb{E}s_j^{(k)} = a_j + \mathbb{E}\eta_j^{(k)} = a_j \quad (82)$$

Denote the sample mean estimator as $\bar{s}_j = \frac{1}{n} \sum_{k=1}^n s_j^{(k)}$. By the Law of Large Numbers, \bar{s}_j is *weakly consistent*, i.e., $\bar{s}_j \xrightarrow{p} a_j$. By the Central Limit Theorem, the estimator is asymptotically normal:

$$\sqrt{n}(\bar{s}_j - a_j) \xrightarrow{d} \mathcal{N}(0, 2\sigma^2) \quad (83)$$

Thus, we know $\bar{s}_i \approx \mathcal{N}\left(a_i, \frac{2\sigma^2}{n}\right)$, which implies repeated queries is still subject to the effect of

Laplacian noise, even for large samples.

We defer rigorous derivation of analogous deviation bounds under Gaussian noise, but note that the qualitative delay effect remains due to persistent variance governed by σ^2/n . \square

Proof of Lemma 4. We bound the probability of profit distortion $\mathbb{P}(\Delta\pi_i \leq -t_\pi)$. Fix the threshold t_π , and denote $K_\pi := \frac{c^2(2a_i b_j + ca_j)}{(c^2 - 4b_i b_j)^2}$. Using exactly the same sub-exponential concentration inequality (Vershynin 2025) as in the proof of Lemma 3 yields:

$$\mathbb{P}(|\Delta\pi_i| \geq t_\pi) = \mathbb{P}(|K_\pi \cdot \eta_i| \geq t_\pi) = \mathbb{P}\left(|\eta_i| \geq \frac{t_\pi}{K_\pi}\right) \lesssim 2 \exp\left(-\frac{t_\pi}{K_\pi \sigma}\right) \quad (84)$$

Since we are only interested in controlling the negative effect of the left-tail, we have

$$\mathbb{P}(\Delta\pi_i \leq -t_\pi) \leq \exp\left(-\frac{t_\pi}{K_\pi \sigma}\right) \quad (85)$$

We further bound the expression by $\delta \in (0, 1)$ (so that $\log \delta < 0$) and solve for σ :

$$\exp\left(-\frac{t_\pi}{K_\pi \sigma}\right) \leq \delta \implies -\frac{t_\pi}{K_\pi \sigma} \leq \log \delta \implies \frac{t_\pi}{K_\pi \sigma} \geq -\log \delta \implies \sigma \leq \frac{t_\pi}{K_\pi (-\log \delta)} \quad (86)$$

The above tells us that to keep profit distortion above $-t_\pi$ with high probability $1 - \delta$, the noise scale σ must not exceed $\frac{t_\pi}{K_\pi (-\log \delta)}$. \square

Proof of Lemma 5. Similarly, fix the threshold t_U , and denote $K_U := \frac{c(2a_i b_j + ca_j)}{(c^2 - 4b_i b_j)^2}$, then

$$\mathbb{P}(|\Delta U_i| \geq t_U) = \mathbb{P}(|K_U \cdot (c \cdot \eta_i - b_i \cdot \eta_j)| \geq t_U) = \mathbb{P}\left(|c \cdot \eta_i - b_i \cdot \eta_j| \geq \frac{t_U}{K_U}\right) \quad (87)$$

Apply triangle inequality on Orlicz ψ_1 -norm yields:

$$\|c \cdot \eta_i - b_i \cdot \eta_j\|_{\psi_1} \leq c\|\eta_i\|_{\psi_1} + b_i\|\eta_j\|_{\psi_1} \sim (c + b_i) \cdot \sigma \quad (88)$$

then sub-exponential inequality tells us:

$$\mathbb{P}(|\Delta U_i| \geq t_U) \lesssim 2 \exp\left(-\frac{t_U}{K_U (c + b_i) \sigma}\right) \implies \mathbb{P}(\Delta U_i \leq -t_U) \lesssim \exp\left(-\frac{t_U}{K_U (c + b_i) \sigma}\right) \quad (89)$$

Apply the same high probability bound trick with threshold δ , we obtain

$$\sigma \leq \frac{t_U}{K_U(-\log \delta)(c + b_i)} \quad (90)$$

To ensure the welfare distortion doesn't drop below $-t_U$ with high probability (at least $1 - \delta$), the fluctuation scale σ must be small enough. \square

Proof of Theorem 7. The results immediately follows from Lemma 4 and 5.

To protect legitimate firm's profit, Lemma 4 forces

$$\sigma \leq \frac{t_\pi}{K_\pi(-\log \delta)} \quad (91)$$

To protect consumer's welfare, Lemma 5 forces

$$\sigma \leq \frac{t_U}{K_U(-\log \delta)(c + b_i)} \quad (92)$$

To protect interests of both parties, the inequalities above must both be satisfied, which requires

$$\sigma \leq \min \left\{ \frac{t_\pi}{K_\pi(-\log \delta)}, \frac{t_U}{K_U(c + b_i)(-\log \delta)} \right\} \quad (93)$$

\square

B Derivation of Consumer Welfare

Let p_i^{\max} denote the choke price at which demand for firm F_i falls to zero. Solving $D_i = 0$ yields:

$$p_i^{\max} = \frac{a_i + cp_j}{b_i} \quad (94)$$

The resulting consumer surplus (triangular area) from purchasing firm F_i 's product is:

$$U_i(p_i, p_j) = \frac{1}{2} \cdot D_i(p_i, p_j) \cdot (p_i^{\max} - p_i) \quad (95)$$

$$= \frac{1}{2} \cdot D_i(p_i, p_j) \cdot \frac{D_i(p_i, p_j)}{b_i} \quad (96)$$

$$= \frac{1}{2b_i} \cdot D_i(p_i, p_j)^2 \quad (97)$$

$$= \frac{(a_i - b_i p_i + c p_j)^2}{2b_i} \quad (98)$$

C Boundary Outcomes: Market Exit and Zero Demand

For completeness of Section 5, we characterize distortions when the baseline pricing equilibrium p^{BNE} falls outside the interior range $0 < p^{\text{BNE}} < p^{\max}$.

Negative Equilibrium Prices during Market Exit

When $p^{\text{BNE}} < 0$, truncation $\max\{0, p^{\text{BNE}}\}$ implies firms post zero prices. We show how the distortion terms collapse in this regime, with profit and consumer welfare both following trivial limits.

Suppose F_i underestimates rival's baseline demand a_j by sufficiently large margins (i.e., $\hat{a}_j \leq -\frac{2a_i b_j}{c}$), then

$$\frac{2a_i b_j + c \hat{a}_j}{4b_i b_j - c^2} < 0 \implies p_i^{\text{BNE}} = 0 \quad (99)$$

It immediately follows that $\pi_i(p_i^{\text{BNE}}, p_j^{\text{BNE}}) = p_i^{\text{BNE}} \cdot D_i(p_i^{\text{BNE}}, p_j^{\text{BNE}}) \equiv 0$ for any rival pricing responses p_j^{BNE} . We may conclude that price and profit distortions are:

$$\Delta p_i = p_i^{\text{BNE}} - p_i^N = -p_i^N < 0 \quad (100)$$

$$\Delta \pi_i = \pi_i^{\text{BNE}} - \pi_i^N = -\pi_i^N < 0 \quad (101)$$

As for consumer welfare, we expand $U_i(p_i, p_j)$ jointly around the Nash benchmark (p_i^N, p_j^N) , exactly as in Theorem 3. Here $\Delta p_i := 0 - p_i^N$ captures the deviation of firm i to zero pricing, and

$\Delta p_j := p_j^{\text{BNE}} - p_j^N$ captures the rival's response. The first-order expansion gives

$$\Delta U_i \approx \underbrace{\frac{\partial U_i}{\partial p_i}(p_i^N, p_j^N)}_{=-D_i(p_i^N, p_j^N)} \Delta p_i + \underbrace{\frac{\partial U_i}{\partial p_j}(p_i^N, p_j^N)}_{=(c/b_i)D_i(p_i^N, p_j^N)} \Delta p_j \quad (102)$$

$$= D_i(p_i^N, p_j^N) p_i^N + \frac{c}{b_i} D_i(p_i^N, p_j^N) \Delta p_j. \quad (103)$$

Recall demand evaluated at best responses is strictly positive, $D_i(p_i^N, p_j^N) = \frac{b_i(2a_i b_j + c a_j)}{4b_i b_j - c^2} > 0$. Then, we know

$$\Delta U_i \geq 0 \iff p_i^N + \frac{c}{b_i} \cdot \Delta p_j \geq 0 \iff \Delta p_j \geq -\frac{b_i}{c} \cdot p_i^N \quad (104)$$

Economic Interpretation: The sign of the welfare distortion hinges entirely on how limited information shifts the rival's pricing. If the rival sets its price above the Nash benchmark, consumers strictly gain. Even if the rival lowers its price, consumer welfare can remain nonnegative provided the cut is modest.

Strikingly, it is only when the rival becomes too aggressive—reducing its price by more than $-\frac{b_i}{c} p_i^N$ —that consumers are worse off. Thus, contrary to the conventional view that informational frictions are always harmful to consumers, here excess noise can actually benefit consumers by dampening competition, though extreme rival misperceptions undo this advantage.

Excessive Prices Beyond the Choke Price

When $p^{\text{BNE}} > p^{\text{max}}$, demand vanishes. We document the resulting outcomes—zero trade, zero consumer welfare, and profit losses relative to the interior benchmark.

Suppose the posted profile is $(p_i^{\text{BNE}}, p_j^{\text{BNE}})$ with $p_i^{\text{BNE}} > p_i^{\text{max}}$. The choke price p_i^{max} is defined by

$$p_i^{\text{max}} = \frac{a_i + c p_j^{\text{BNE}}}{b_i} \iff D_i(p_i^{\text{BNE}}, p_j^{\text{BNE}}) = 0 \quad (105)$$

Naturally, without any demand, profit $\pi_i \equiv 0$, and consumer welfare D_i is trivially nil.

Under this regime, the distortions are:

$$\Delta p_i = p_i^{\text{BNE}} - p_i^N \quad (106)$$

$$\Delta \pi = -\pi_i^N < 0 \quad (107)$$

$$\Delta U_i = -U_i(p_i^N, p_j^N) < 0 \quad (108)$$

Economic Interpretation: To first order, the price distortion Δp_i mirrors the structure in Theorem 1. At second order, however, both sides of the market are unambiguously worse off: profits collapse to zero, while consumers lose the surplus. This case highlights the perils of excessive information friction—once prices overshoot the choke level, limited information ceases to be benign and instead drives complete market breakdown.