

MARS: Modality-Aligned Retrieval for Sequence Augmented CTR Prediction

Yutian Xiao*
Beihang University
Beijing, China
by2442221@buaa.edu.cn

Shukuan Wang*
Kuaishou Technology Co., Ltd.
Beijing, China
wangshukuan@kuaishou.com

Binhao Wang
City University of Hong Kong
Hong Kong SAR, China
binhawang2-c@my.cityu.edu.hk

Zhao Zhang
Beihang University
Beijing, China
zhangzhao.cs.ai@gmail.com

Yanze Zhang
Kuaishou Technology Co., Ltd.
Beijing, China
zhangyanze@kuaishou.com

Shanqi Liu
Kuaishou Technology Co., Ltd.
Beijing, China
liushanqi@kuaishou.com

Chao Feng
Kuaishou Technology Co., Ltd.
Beijing, China
fengchao08@kuaishou.com

Xiang Li
Kuaishou Technology Co., Ltd.
Beijing, China
lixiang44@kuaishou.com

Fuzhen Zhuang†
Beihang University
Beijing, China
zhuangfuzhen@buaa.edu.cn

Abstract

Click-through rate (CTR) prediction serves as a cornerstone of recommender systems. Despite the strong performance of current CTR models based on user behavior modeling, they are still severely limited by interaction sparsity, especially in low-active user scenarios. To address this issue, data augmentation of user behavior is a promising research direction. However, existing data augmentation methods heavily rely on collaborative signals while overlooking the rich multimodal features of items, leading to insufficient modeling of low-active users.

To alleviate this problem, we propose a novel framework **MARS** (Modality-Aligned Retrieval for Sequence Augmented CTR Prediction). MARS utilizes a Stein kernel-based approach to align text and image features into a unified and unbiased semantic space to construct multimodal user embeddings. Subsequently, each low-active user's behavior sequence is augmented by retrieving, filtering, and concentrating the most similar behavior sequence of high-active users via multimodal user embeddings. Validated by extensive offline experiments and online A/B tests, our framework MARS consistently outperforms state-of-the-art baselines and achieves substantial growth on core business metrics within Kuaishou¹. Consequently, MARS has been successfully deployed, serving the main traffic for hundreds of millions of users. To ensure reproducibility, we provide anonymous access to the implementation code².

*Equal contribution.

†Corresponding author.

¹<https://www.kuaishou.com/>

²<https://github.com/wangshukuan/MARS>

Permission to make digital or hard copies of all or part of this work for personal or classroom use is granted without fee provided that copies are not made or distributed for profit or commercial advantage and that copies bear this notice and the full citation on the first page. Copyrights for components of this work owned by others than the author(s) must be honored. Abstracting with credit is permitted. To copy otherwise, or republish, to post on servers or to redistribute to lists, requires prior specific permission and/or a fee. Request permissions from permissions@acm.org.
KDD '25, Toronto, ON, Canada

© 2025 Copyright held by the owner/author(s). Publication rights licensed to ACM.
ACM ISBN xxxxxxxxxx
<https://doi.org/xxxxx.xxxxxxxx>

CCS Concepts

• Information systems → Recommender systems.

Keywords

Modality-Aligned, Data Augmentation, Click-Through Rate

ACM Reference Format:

Yutian Xiao, Shukuan Wang, Binhao Wang, Zhao Zhang, Yanze Zhang, Shanqi Liu, Chao Feng, Xiang Li, and Fuzhen Zhuang. 2025. MARS: Modality-Aligned Retrieval for Sequence Augmented CTR Prediction. In *Proceedings of the 31st ACM SIGKDD Conference on Knowledge Discovery and Data Mining V.1 (KDD '25)*, August 3–7, 2025, Toronto, ON, Canada. ACM, New York, NY, USA, 10 pages. <https://doi.org/xxxxx.xxxxxxxx>

1 Introduction

CTR prediction models become a fundamental component of modern recommender systems [9, 27, 33, 36] and online advertising [5, 14, 40, 42]. These models have demonstrated substantial potential in tasks such as ad ranking, personalized recommendation, and user behavior prediction. Early shallow models, such as Logistic Regression (LR) [23] and Factorization Machines (FM) [31], gained widespread adoption due to their efficiency and interpretability. However, with the advancement of deep learning, deep CTR models—such as Wide & Deep [8], DIN [45], and DIEN [44]—have continuously pushed the performance boundaries. By leveraging deep neural networks, these models effectively capture complex user behavior patterns and yield remarkable results.

Recent research has increasingly focused on modeling long-term user behavior to better capture users' persistent interests and improve CTR prediction accuracy [3, 6, 17, 18, 43]. For instance, models like TWIN [4] and SIM [25] employ two-stage frameworks to efficiently handle ultra-long behavior sequences. Building upon this, TWIN-V2 [32] introduces behavior clustering strategies to capture more precise and diverse user interests. These approaches substantially improve the capacity for long-range sequential modeling and have demonstrated strong performance on industrial datasets and in real-world online deployments. As illustrated in Figure 1a,

the modeling length of CTR models has substantially increased in recent years, expanding from 10^3 to 10^6 .

Although CTR models have continuously improved in their ability to model long user behavior sequences, such advancements largely rely on data-rich environments. In low-active user scenarios, the lack of sufficient behavioral signals makes it challenging to accurately capture user interests. Even when models can handle long sequences, the scarcity of data leads to a significant decline in prediction performance. As shown in Figure 1b, on the Kuaishou platform, approximately 35% of users have behavior sequence lengths of fewer than 1,000 within a one-month period, highlighting the real-world sparsity of user behavior data. Existing data augmentation techniques [10, 20, 21, 41], primarily relying on collaborative signals, fail to fully exploit the rich multimodal information associated with items—such as images, text, and audio—which restricts both the expressiveness of user interest modeling and the generalization ability of the model. Therefore, effectively exploiting and integrating multimodal item information to alleviate the limitations of low-active user data has emerged as a critical research direction for enhancing CTR prediction performance.

To address the aforementioned challenges, we propose **MARS** (Modality-Aligned Retrieval for Sequence Augmented CTR Prediction) a novel framework that departs from conventional augmentation strategies solely based on collaborative signals [10, 41]. Instead, MARS leverages the rich multimodal information embedded in items. Specifically, we adopt a Stein kernel-based method to embed both textual and visual features into a unified and unbiased semantic space, thereby constructing modality-aligned user representations. Based on these representations, we introduce a simple yet effective augmentation strategy: for each low-active user, MARS retrieves semantically similar high-active users by measuring the similarity between their multimodal embeddings. To ensure the quality of the augmented data, we further filter the retrieved sequences based on item-user similarity before incorporating them into the target user’s history.

Extensive offline experiments and online A/B testing demonstrate that MARS consistently outperforms state-of-the-art baselines. Moreover, it has led to significant improvements in core business metrics within Kuaishou. MARS has been successfully deployed in production, serving mainstream traffic to hundreds of millions of users, highlighting its strong industrial applicability and scalability. To summarize, we highlight the key contributions of this paper as follows:

- **Framework:** We propose a novel framework MARS. It retrieves high-active users similar to low-active users in the aligned multimodal embedding space and enriches sparse interactions with their behavior sequences. This is a pioneering work to integrate modality-aligned retrieval with CTR prediction.
- **Methodology:** We propose a Stein-based multimodal alignment module incorporating joint alignment loss and entropy regularization, enabling precise cross-modal distribution alignment and a balanced embedding space. Based on this, we develop simple yet efficient retrieval-based data augmentation strategies.
- **Experiment:** Extensive offline and online A/B experiments validate MARS consistently outperforming state-of-the-art methods and improving key business metrics. The framework has been deployed, supporting core traffic for hundreds of millions of users.

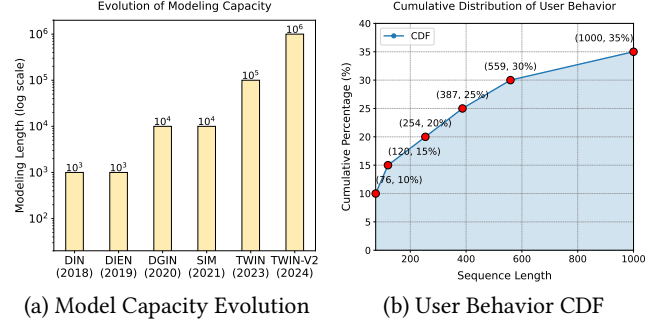


Figure 1: (a) Evolution of CTR model sequence-length capacity; (b) Cumulative distribution of user sequence lengths over a one-month period on Kuaishou approximately 35% of users under 1,000 interactions.

2 Preliminaries

In this section, we will briefly introduce the problem definition used in this paper, in order to aid in the reader’s understanding.

2.1 Problem Formulation

CTR prediction is formulated as a supervised binary classification problem within the machine learning framework. Let $\mathcal{D} = \{(u_j, v_j, c_j, l_j)\}_{j=1}^{|\mathcal{D}|}$ denote the training dataset, where each sample comprises a user feature vector $u_j \in \mathbb{R}^{d_u}$, an item feature vector $v_j \in \mathbb{R}^{d_v}$, a contextual feature vector $c_j \in \mathbb{R}^{d_c}$, and the corresponding binary click label $l_j \in \{0, 1\}$. The prediction process can be mathematically expressed as:

$$\hat{p}_j = \sigma(\mathcal{M}(u_j, v_j, c_j; \Theta)) \quad (1)$$

where $\mathcal{M}(\cdot)$ represents the CTR prediction model parameterized by Θ , which maps the multi-modal feature representations to a real-valued output, and $\sigma(\cdot)$ denotes the sigmoid function that transforms the output into a probability within the interval (0, 1).

The model parameters are optimized by minimizing the following cross-entropy loss function:

$$\mathcal{J}(\Theta) = -\frac{1}{|\mathcal{D}|} \sum_{j=1}^{|\mathcal{D}|} [l_j \log(\hat{p}_j) + (1 - l_j) \log(1 - \hat{p}_j)] + \lambda \mathcal{R}(\Theta) \quad (2)$$

where $\mathcal{R}(\Theta)$ represents the regularization term and λ denotes the regularization coefficient, which collectively prevent overfitting and enhance the model’s generalization capability.

3 Methodology

In this section, we introduce MARS, a novel data augmentation framework. As illustrated in Figure 2, MARS operates in two stages. First, MARS employs a Stein kernel-based method to align key features extracted from item IDs, text, and images, thereby constructing a unified multimodal user embedding. Subsequently, we propose a simple yet effective data augmentation strategy: for each low-active user, high-active users with similar multimodal embeddings are retrieved. To ensure relevance, the retrieved behavior sequences are further filtered based on item-user similarity before being incorporated into the target user’s history.

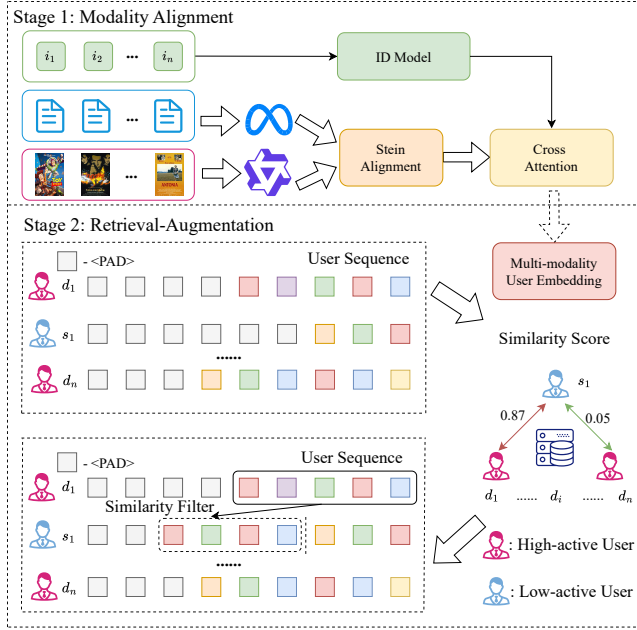


Figure 2: An overview illustration of the MARS architecture.

3.1 Multimodal Feature Extraction

Traditional data augmentation methods for recommender systems exhibit significant limitations. These methods primarily rely on simple sequence operations such as random masking, reordering, and cropping, but they face several critical challenges: (1) **Signal singularity**—they rely solely on collaborative signals from user-item interactions, neglecting the rich multimodal content features inherent in items. Failing to leverage semantic information, such as textual descriptions and visual content to guide the augmentation process; (2) **Semantic blindness**—lacking a deep understanding of semantic similarity and content associations between items, leading to augmentation operations with random and semantically inconsistent substitutions or transformations; (3) **Context neglect**—failing to adequately consider sequential temporal context and the evolution of user interests, resulting in augmented samples that may violate users’ actual behavioral logic and preference transitions. These limitations hinder the ability of traditional augmentation methods to generate high-quality, semantically consistent training samples, thereby impairing model generalization and overall recommendation performance.

To address these fundamental limitations, we design a multi-modal feature extraction module. Specifically, we extract and project modality-specific features for each item as follows:

$$\begin{aligned} e_{id} &= \text{ItemEmbedding}(v) \\ e_{txt} &= W_{\text{txt}} \cdot f_{\text{LLaMA}}(\text{txt}) \\ e_{img} &= W_{\text{img}} \cdot f_{\text{ViT}}(\text{img}) \end{aligned} \quad (3)$$

where e_{id} encodes unique item identifiers and collaborative information, e_{txt} utilizes large language models to encode item semantic descriptions and attribute information, and e_{img} extracts visual

features and appearance information through Vision Transformers. To capture contextual dependencies among items, we apply a self-attention mechanism over the item embedding sequence $L(e) = [e_{id_1}, e_{id_2}, \dots, e_{id_n}]$ producing a sequence-level representation emb_{id} . Specifically, we compute emb_{id} as:

$$emb_{id} = \text{softmax} \left(\frac{(L(e)W_Q)(L(e)W_K)^T}{\sqrt{d_k}} \right) (L(e)W_V) \quad (4)$$

where $W_Q, W_K, W_V \in \mathbb{R}^{d \times d_k}$ are learnable projection matrices for queries, keys, and values, and d_k is the dimension of the key vectors. This attention mechanism allows the model to capture item dependencies and contextual relevance within the sequence.

3.2 Stein-Based Multimodal Alignment

Prior to being fused with emb_{id} , multimodal signals must undergo precise calibration and alignment. MARS achieves this by integrating Stein kernel-based similarity estimation with entropy regularization, ensuring that the embeddings from both modalities remain semantically consistent and information-rich throughout the recommendation pipeline. Compared to traditional alignment methods that rely on negative sampling or large batch training, the Stein approach enables direct distribution alignment without the need for negative pairs, resulting in more stable and efficient training. Specifically, let the image and text modalities be independently encoded, producing final embedding vectors emb_{img} and emb_{txt} , respectively. We employ a Radial Basis Function (RBF) kernel to construct a nonlinear similarity metric defined as:

$$K(emb_{img}, emb_{txt}) = \exp \left(-\frac{\|emb_{img} - emb_{txt}\|^2}{2\gamma^2} \right), \quad (5)$$

where the bandwidth parameter γ is adaptively adjusted based on the median of embedding distances across modalities within the current batch. This kernel captures higher-order correlations, significantly enhancing the nonlinear alignment capability between modalities. Based on this, we define the cross-modal consistency loss as:

$$L_{\text{align}} = \mathbb{E}_{(emb_{img}, emb_{txt})} [K(emb_{img}, emb_{txt})], \quad (6)$$

which encourages embeddings from different modalities to achieve tighter semantic alignment in the shared space, thereby effectively integrating visual and textual information.

However, naive modality alignment can cause excessive contraction of the embedding space, leading to representation collapse or modality dominance issues. To mitigate these problems, we introduce an entropy regularization term derived from the approximate Stein score function to enhance the diversity and uniformity of the embedding distribution [19, 39]. Concretely, we leverage the Stein gradient estimator to approximate the score function $\nabla_e \log q(e)$ of the embedding distribution, which serves as a tractable surrogate for the gradient of differential entropy. This approximation avoids explicit density modeling, making it practical for high-dimensional embedding spaces. Based on this, we formulate the entropy regularizer as:

$$L_{\text{entropy}} = -\mathbb{E}_{emb \in \{emb_{img}, emb_{txt}\}} [\nabla_e \log q(e)^T e], \quad (7)$$

which approximates the gradient of the differential entropy, encouraging sufficient dispersion in the latent space while preserving semantic consistency. This enhances robustness against cross-modal noise and redundant information.

Ultimately, the overall loss for the modality alignment module is jointly formulated as:

$$L_{\text{stein}} = -L_{\text{align}} + \lambda \cdot L_{\text{entropy}}, \quad (8)$$

where λ is a balancing hyperparameter controlling the trade-off between alignment fidelity and information diversity. Through this dual-objective optimization, high-quality fusion of modalities in the representation space is achieved, ensuring that the resulting embeddings delivered to downstream tasks maintain both alignment and fine-grained modality-specific features, thereby significantly improving the generalization and discriminative power of the recommendation system.

3.3 Multimodal Fusion and Training Objective

After aligning the image (emb_{img}) and text (emb_{txt}) embeddings into a unified semantic space, we perform a dynamic fusion. We employ a cross-modal attention mechanism where the image embedding acts as a "query" to selectively aggregate information from the text embedding, which serves as "keys" and "values". This allows the model to dynamically determine which parts of the text are most relevant to the visual content. The core operation produces an attention-weighted text representation, emb_{attn} , as follows:

$$emb_{attn} = \text{CrossAttention}(emb_{img}, emb_{txt}) \quad (9)$$

The final fused multimodal representation emb_{fused} is obtained by integrating this attended information with the original image embedding via a residual connection:

$$emb_{fused} = \text{LayerNorm}(emb_{img} + emb_{attn}). \quad (10)$$

Next, we apply a secondary cross-attention between emb_{fused} (as query) and the collaborative embedding emb_{id} (as keys and values):

$$emb_{item}^{mm} = \text{CrossAttention}(emb_{fused}, emb_{id}) \quad (11)$$

The predicted score S is then obtained by feeding emb_{item}^{mm} into a feed-forward network to fit the ground truth label:

$$S = \text{FFN}(emb_{item}^{mm}) \quad (12)$$

The user's multimodal representation emb_{user}^{mm} is obtained by average pooling over the fused multimodal embeddings emb_{item}^{mm} of historical items. Formally, given the set of historical items $\mathcal{H}_{user} = \{item_1, item_2, \dots, item_N\}$, where each item has a fused multimodal embedding $emb_{item_i}^{mm}$, the user's multimodal representation is computed as:

$$emb_{user}^{mm} = \frac{1}{N} \sum_{i=1}^N emb_{item_i}^{mm} \quad (13)$$

The entire network of the modality alignment process is trained end-to-end. The final training objective jointly optimizes the primary binary cross-entropy loss for CTR prediction (\mathcal{L}_{CTR}) and the Stein-based alignment loss ($\mathcal{L}_{\text{stein}}$) from Equation 8 as a regularization term:

$$\mathcal{L}_{\text{total}} = \mathcal{L}_{CTR} + \beta \cdot \mathcal{L}_{\text{stein}}, \quad (14)$$

where β is a balancing hyperparameter. This joint optimization ensures the learned embeddings are predictive and well-aligned, providing a strong foundation for retrieval augmentation.

3.4 Retrieval-Augmentation

To alleviate the data sparsity inherent in low-active users, we propose a retrieval-augmentation strategy grounded in aligned multimodal user embeddings. For a given low-active user u_{low} , we retrieve the most similar high-active user u^* from the high-active user set \mathcal{U}_{high} by

$$u^* = \arg \max_{u \in \mathcal{U}_{high}} \frac{(emb_u^{mm})^\top emb_{u_{low}}^{mm}}{\|emb_u^{mm}\| \|emb_{u_{low}}^{mm}\|}. \quad (15)$$

Let the historical behavior sequence of u^* be $S' = [v'_1, v'_2, \dots, v'_n]$. Next, for each item $v'_i \in S'$, we compute its similarity to u_{low} :

$$s_i = \frac{(emb_{v'_i}^{mm})^\top emb_{u_{low}}^{mm}}{\|emb_{v'_i}^{mm}\| \|emb_{u_{low}}^{mm}\|}, \quad (16)$$

and filter by a threshold θ , retaining only those items with $s_i \geq \theta$:

$$\tilde{S}' = [v'_i \mid s_i \geq \theta, i = 1, \dots, n]. \quad (17)$$

Finally, we prepend the filtered, high similarity sequence \tilde{S}' to the original sequence of the low-active user $S_{u_{low}} = [v_1, \dots, v_m]$, yielding the augmented sequence

$$S_{u_{low}}^{\text{aug}} = \tilde{S}' \parallel S_{u_{low}}. \quad (18)$$

This retrieval-augmentation process injects the most relevant high quality behaviors into the sparse history of low-active users, thereby enriching their behavioral sequence and improving the accuracy of downstream recommendation models.

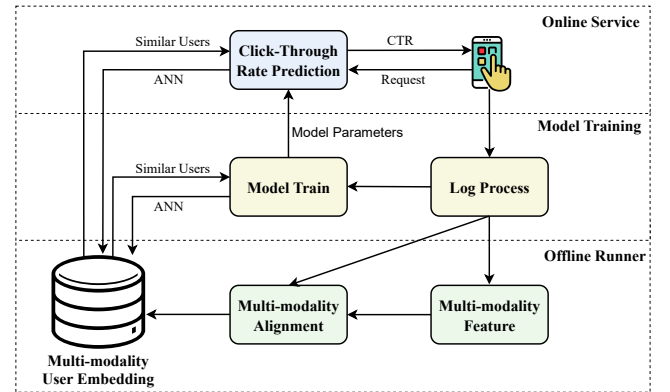


Figure 3: The deployment of MARS at Kuaishou.

3.5 Deployment of MARS

We divide our hands-on practices for deploying MARS into three parts: **Model Training**, **Online Service** and **Offline Runner**, as shown in Figure 3.

3.5.1 Model Training. The system ingests interaction logs in real time via a message queue, processes the data, and feeds it into model training. To address data sparsity, the training process leverages approximate nearest neighbor (ANN) search in the aligned multimodal semantic space to retrieve semantically similar high-active users, whose behavior sequences augment those of low-active users. Model parameters are synchronized to the online inference service every 20 minutes through the message queue, ensuring that recommendations remain responsive to evolving user interests.

3.5.2 Offline Runner. The offline inferring module periodically processes user interaction logs and item metadata to generate multimodal user representations for efficient online lookup. These representations are written to a distributed key-value store and refreshed at minute-level intervals to maintain data freshness while controlling system overhead. Notably, the generated multimodal user embeddings are not limited to use within MARS but can be broadly applied across various downstream tasks, significantly enhancing the overall cost-effectiveness of the pretraining stage.

3.5.3 Online Service. Upon receiving a CTR estimation request, the online serving layer first loads the target user’s multimodal embeddings and the item ID embeddings from the offline store. It then performs an ANN search in the aligned embedding space to retrieve behavior sequences of highly active users who are most similar to the target user. These retrieved sequences are concatenated with the target user’s original behavior trajectory to form an augmented input, which is then fed into a real-time CTR model for low-latency click-through rate prediction.

4 Experiments

To validate the performance of our MARS framework, we design and conduct comprehensive experimental studies. In this section, we present our experimental setup and results analysis. Specifically, our experiments aim to investigate the following research questions:

- **RQ1:** How does MARS perform in offline experiments on real-world datasets compared to baseline models?
- **RQ2:** How does each proposed module contribute to the performance?
- **RQ3:** How does MARS perform under different padding strategies?
- **RQ4:** How does MARS perform in real online CTR Prediction?

4.1 Experimental Setup

4.1.1 Datasets and Evaluation Metrics. We conduct comprehensive experiments on three real-world datasets: MovieLens-1M³, Amazon-Beauty and -Toys⁴, each combining rating information and multimodal content. Detailed statistics are provided in Table 1. Following prior work [44, 45], we adopt the leave-one-out strategy to partition each user’s interactions into training, validation, and test sets. Across all datasets, interactions rating below 4 classify as false positive engagements. To extract modality-specific features, we utilize LLaMA-7B [35] for textual representation and the ViT encoder from Qwen2.5-VL [1] for visual features.

³<https://grouplens.org/datasets/movielens/1m/>

⁴<https://jmcauley.ucsd.edu/data/amazon/>

The performance of the CTR prediction task is evaluated using the AUC (Area Under the ROC Curve), which quantifies the model’s discriminatory power between positive and negative samples. It is calculated as follows:

$$AUC = \frac{\sum_{i=1}^n \#impression_i \times AUC_i}{\sum_{i=1}^n \#impression_i}, \quad (19)$$

where n is the number of users, $\#impression_i$ and AUC_i denote the number of impressions and the AUC value for the i -th user, respectively. Following [45], we adopt the *Relative Improvement* (RelaImpr) metric to evaluate model performance improvements. Considering a random guesser yields an AUC of 0.5, RelaImpr is defined as:

$$RelaImpr = \left(\frac{AUC(\text{measured model}) - 0.5}{AUC(\text{base model}) - 0.5} - 1 \right) \times 100\%. \quad (20)$$

Table 1: The statistics of the preprocessed datasets, with “Avg.Len” indicating the average item sequence length.

Dataset	#User	#Item	#Inter	#Avg.Len	#Sparsity
ML-1M	6,041	3,417	1,000,210	165	94.95%
Amazon-Beauty	4,323	2,424	60,276	13.95	99.42%
Amazon-Toys	19,412	11,924	167,597	8.6	99.93%

4.1.2 Baselines. To ensure a thorough assessment, the baselines are organized into two distinct categories.

First, Heuristic Methods. The First group comprises commonly used heuristic augmentation strategies, notable for their rule-based design, lack of trainable parameters, and high computational efficiency.

- **Random (Ran)** [20]: This method applies augmentation by adding randomly selected items from the global item set v into each sequence.
- **RepPad** [10]: This method introduces a repeated padding strategy that replaces traditional zero-padding with repetitions of the original user sequence to better utilize idle input space and improve model performance.
- **Random-seq (Ran-S)** [20]: Instead of sampling from the full item set, this method randomly selects items from the original sequence to serve as augmentation elements.
- **CMR** [41]: This method employs three augmentation operations inspired by contrastive learning: *Crop* (selecting a subsequence), *Mask* (hiding some items), and *Reorder* (shuffling a local segment). These operations expose the model to different views of the same behavior trace.
- **CMRSI** [21]: This method enhances the CMR approach through the addition of Substitute and Insert, expanding the augmentation set to five.

Second, Trainable Methods. The second category consists of three trainable data augmentation models that learn augmentation strategies through training.

- **CL4SRec** [41]: This method introduces contrastive learning to capture user preferences by using data augmentation techniques to create different views of user behavior sequences and maximizing agreement between augmented views of the same sequence.

- **CoSeRec** [21]: This method introduces informative augmentation techniques (substitute and insert) that leverage item correlations to create robust views for contrastive learning, addressing data sparsity and noise issues in user behavior modeling.
- **BASRec** [12]: This method introduces balanced data augmentation that fuses original and augmented sequence representations through mixup operations to generate diverse yet semantically relevant training samples.

4.1.3 Implementation Details. During the modality alignment phase, we employ the AdamW optimizer [22] for model training with a learning rate of 0.001. The batch size is consistently set to 512 throughout both training and evaluation processes. For item ID embeddings, the embedding dimension is uniformly set to 128 across all three datasets. Regarding multimodal features, image features are extracted using the Qwen2.5-VL [1] and textual features using the LLaMA-7B [35], with initial dimensions of 3584 and 4096, respectively. These features are subsequently projected into a common hidden dimension of 256.

During the retrieval-augmentation phase, we again utilize the AdamW optimizer with a learning rate of 0.001. The maximum sequence length is fixed at 200, and the embedding size for all three datasets is uniformly configured to 10. Other hyperparameters are maintained consistent with the original settings presented in their respective studies. We adopt the widely cited DIN model as our base CTR prediction model [45]. Based on historical sequence length, the bottom 30% of users are defined as low-active users and the top 30% as high-active users. We implement all experiments in TensorFlow, utilizing a computational environment equipped with 25 Intel Xeon CPU cores (2.10GHz) and an NVIDIA RTX 4090 GPU, which provides sufficient resources for large-scale training and hyperparameter optimization.

4.2 Overall Performance (RQ1)

Tables 2 reports the comprehensive performance of all the compared baselines across three datasets. Based on these results, the main observations are as follows:

- Compared to heuristic augmentation methods such as Ran, RepPad, and CMRSI, MARS consistently achieves the best performance across all datasets. Notably, some heuristic methods even underperform to the base model, indicating that traditional augmentation strategies based on random perturbations or rule-based reconstructions are prone to introducing semantic noise or redundant information, thereby disrupting the original sequence structure. In contrast, MARS employs a multimodal-aligned retrieval mechanism to select semantically consistent behavioral sequences from high-active users for augmentation. This approach enhances the representation of low-active users without interfering with their original intent, effectively alleviating the modeling bottleneck caused by data sparsity.
- Trainable augmentation methods typically rely on multi-view generation and contrastive loss design, introducing additional parameters and training objectives. Although these methods demonstrate certain performance improvements, their tightly coupled training processes and high sensitivity to hyperparameters hinder efficient and stable deployment in industrial-scale recommendation systems. In comparison, MARS incorporates

only a pretraining module to construct a unified semantic space. Its augmentation strategy does not require any additional training objectives or parameter optimization and can operate independently during inference. MARS consistently outperforms these trainable methods across all datasets, suggesting that, rather than the complexity of training strategies, the quality and semantic relevance of augmented data are the primary drivers of performance improvement.

- MARS consistently demonstrates superior performance across varying levels of data density and user behavior distributions, highlighting its strong generalization capability across diverse scenarios. This robustness does not stem from increased model complexity or capacity expansion, but rather from its retrieval mechanism that constructs high-quality augmented sequences grounded in semantic consistency. In contrast to conventional augmentation approaches that rely on rule-based perturbations or complex training objectives to refine sequence representations, MARS emphasizes the semantic quality of augmented content itself. This enables effective adaptation to diverse behavioral patterns and distributional heterogeneity, ensuring sustained performance across a wide range of recommendation tasks.

In summary, MARS delivers consistently strong performance across diverse augmentation baselines. Moreover, with only a pretraining step and no trainable components during inference, it offers an efficient, practically deployable framework suitable for industrial recommendation systems.

Table 2: The overall performance evaluation results of the proposed method and compared methods on three benchmark datasets. Results are grouped into heuristic and trainable methods. Within each group, the best and second-best performances are highlighted in bold and borderline, respectively. Numbers with an asterisk (*) indicate statistically significant improvements over the best trainable baseline (t-test with p-value < 0.05).

Model	ML-1M		Amazon-Beauty		Amazon-Toys	
	AUC	RelaImpr	AUC	RelaImpr	AUC	RelaImpr
BaseModel	0.7772	0.00%	0.6092	0.00%	0.5802	0.00%
Heuristic Methods						
Ran	0.7738	-1.23%	0.5913	-16.39%	0.5841	4.86%
RepPad	0.7711	-2.21%	0.5962	-11.91%	0.5844	5.23%
Ran-S	0.7745	-0.97%	0.6064	-2.56%	0.5801	-0.12%
CMR	0.7754	-0.64%	<u>0.6108</u>	<u>1.46%</u>	<u>0.5843</u>	<u>5.11%</u>
CMRSI	<u>0.7798</u>	0.94%	0.6066	-2.38%	0.5827	3.11%
MARS	0.7813*	1.48%	0.6149*	5.21%	0.5901*	12.34%
Trainable Methods						
CL4SRec	0.7783	0.39%	0.6104	1.09%	<u>0.5894</u>	<u>11.47%</u>
CoSeRec	0.7789	0.61%	<u>0.6123</u>	<u>2.84%</u>	0.5816	1.74%
BASRec	<u>0.7793</u>	<u>0.76%</u>	0.6112	1.83%	0.5874	8.97%
MARS	0.7813*	1.48%	0.6149*	5.21%	0.5901*	12.34%

4.3 Ablation Study (RQ2)

To validate the effectiveness of the proposed MARS framework, we conducted a series of ablation studies by removing three essential components: the textual modality (MARS w/o Txt), the image modality (MARS w/o Img), and the Stein-based alignment mechanism (MARS w/o Stein). Table 3 presents the results of our experiments on three datasets, from which we draw the following significant conclusions:

- Removing either the textual modality (MARS w/o txt) or the visual modality (MARS w/o img) results in significant performance degradation across all three datasets. These results indicate that textual and visual modalities are complementary and both essential in constructing semantically consistent user representations. The fusion of multimodal modality not only enriches the semantic expressiveness of user interests, but also provides more precise and informative signals for downstream behavior sequence retrieval, thereby effectively mitigating the representation deficiency in low-active user scenarios.
- Furthermore, using a single modality alone (either textual or visual) consistently results in worse performance than the base model across all datasets. This suggests that unimodal representations fail to provide sufficiently rich semantic cues for retrieving high-quality behavior sequences, which are crucial for effective data augmentation. As a result, unimodal retrieval limits the diversity of augmented data and tends to introduce noisy or semantically irrelevant sequences, ultimately degrading downstream CTR prediction performance.
- Finally, omitting the Stein kernel-based multimodal alignment strategy (MARS w/o stein), despite utilizing both textual and visual modalities, also causes substantial performance degradation. This finding underscores the necessity of performing fine-grained modality alignment to ensure that semantic representations remain both coherent and well-structured. Without Stein-based alignment, the embedding space suffers from modality discrepancies and distributional collapse, which hinders the effectiveness of subsequent retrieval-based data augmentation.

Overall, these ablation results validate the necessity and complementary roles of each component within the MARS framework. The joint use of textual and visual modalities enables richer and more expressive user representations, while the Stein kernel-based alignment ensures semantic coherence across modalities.

Table 3: Performance of different design variations across the three datasets. The bolded numbers indicate the most significant change in performance.

Model	ML-1M		Amazon-Beauty		Amazon-Toys	
	AUC	RelaImpr	AUC	RelaImpr	AUC	RelaImpr
MARS	0.7813	0.00%	0.6149	0.00%	0.5901	0.00%
w/o txt	0.7402	-14.61%	0.5915	-20.36%	0.5761	-15.53%
w/o img	0.7503	-11.02%	0.5977	-14.96%	0.5793	-11.98%
w/o stein	0.7565	-8.81%	0.6068	-7.05%	0.5746	-17.20%

4.4 Padding Strategy (RQ3)

To investigate the impact of different padding strategies on the performance of MARS, we evaluate the following four methods: (1) **Most-Similar** – copying the complete interaction sequence from the most similar highly active user to the target user; (2) **Filtered Most-Similar (Filter)** – an enhanced version of the Most-Similar approach, which filters out low-relevance items based on embedding similarity; (3) **Kth-Similar** – aggregating interaction sequences from the top-k most similar highly active users; and (4) **Dynamic Programming (DP)** – utilizing a dynamic programming algorithm to identify the most relevant subsequence from candidate user sequences. According to the experimental results presented in Figure 4, we derive the following three core insights:

- Across all three datasets ML-1M (dense), Beauty and Toys (sparse), Most-Similar consistently yields notable performance gains. Filter further refines this approach by removing items with low embedding similarity. This is especially effective in sparse settings, where it filters out long-tail or noisy interactions, leading to greater improvements than direct sequence copying.
- In the ML-1M dataset, both Kth-Similar and DP introduce excessive popular items and redundant behaviors from similar users, which dilute personalized signals and lead to degraded performance. In contrast, under sparse conditions such as Beauty and Toys, Kth-Similar effectively expands the coverage of long-tail interests by integrating diverse information from multiple similar users, thus compensating for the limitations of single-sequence completion and enhancing recommendation quality.
- DP achieves SOTA performance on the Beauty dataset, likely due to the highly structured nature of beauty purchase sequences (e.g., “cleanser → base → treatment”), which allows the model to extract rich, reusable subsequences. However, in the Toys dataset, characterized by broad category diversity and highly volatile interests, user behavior is more fragmented, resulting in fewer reusable subsequences. In such cases, DP may introduce noise, thereby undermining recommendation performance.

4.5 Online Result (RQ4)

To evaluate the online performance of MARS, we conducted a two-week online A/B test on the Kuaishou short video platform. The experimental results demonstrate that our proposed model outperforms the baseline across six key business metrics, achieving statistically significant improvements. As shown in Table 4, our model delivers consistent and comprehensive gains in overall performance across the platform’s user base.

Beyond evaluating overall benefits, we further analyzed the model’s specific impact on low-activity users—a critical segment for user growth and ecosystem health. Table 5 shows that the average app usage time per low-activity user increased by an impressive 0.728%, significantly exceeding the average improvement across all users. Moreover, this group exhibited notable gains in both 7-day usage duration (+0.634%) and 7-day active hours (+0.310%) after exposure to the model. These results validate the effectiveness of our approach in uncovering and addressing the latent interests of under-engaged users, successfully converting them into more active participants and positively influencing short-term retention.

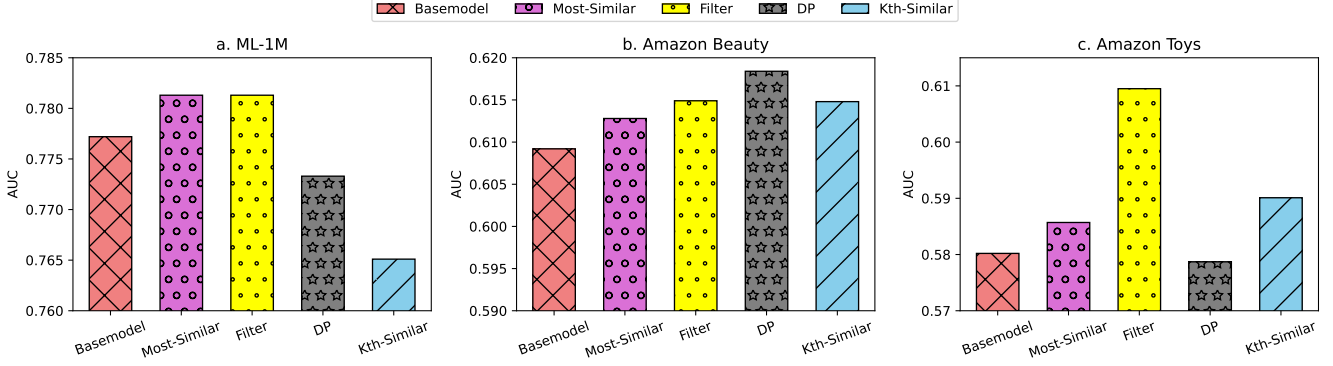


Figure 4: Impact of different padding strategies on model performance (AUC).

Table 4: Relative improvements for all users.

Metric	Relative Lift (%)
Avg. App Usage Time per Device	+0.059%
Avg. App Usage Time per User	+0.049%
Video Watch Time on Featured Page	+0.099%

Table 5: Relative improvements for low-active users.

Metric for Low-Activity Users	Relative Lift (%)
Avg. App Usage Time per User	+0.728%
7-Day App Usage Time Post-Enrollment	+0.634%
7-Day Active Hours Post-Enrollment	+0.310%

5 Related Works

In this section, we review two relevant prior works: Click-through rate model and data augmentation.

5.1 Click-Through Rate Model

Research on CTR prediction starts with linear and shallow factorization models, including Logistic Regression (LR) [23] Factorization Machines (FM) [31], and their field-aware variant, Field-aware Factorization Machines (FFM) [16]. With the rise of deep learning, models such as Wide & Deep [8], DeepFM [15], and DCN [37, 38] combined the memorization capacity of linear models with the generalization power of deep networks, enabling end-to-end learning of high-order feature interactions. To address the challenge of temporally evolving user interests, the DIN-series methods propose a behavior-sequence-based framework for dynamic interest modeling. These methods gradually enhance modeling granularity and expressiveness, evolving from relevance-based attention to interest evolution, short-term preference modeling, and unified long- and short-term interest modeling [7, 13, 44, 45].

At the same time, effectively leveraging long-term user behavior has been recognized as critical for improving CTR prediction accuracy. Approaches such as HPMN [30] and MIMN [24] utilize external memory networks to retain long-term user interests. To address long- and short-term interest inconsistency, a series of two-stage retrieval-then-modeling frameworks have been proposed. For example, SIM [26] and UBR4CTR [27, 28] retrieve relevant behavior

subsequences and separately model short- and long-term interests. ETA [6] and SDIM [3] introduce locality-sensitive hashing and signature-based mechanisms to improve retrieval precision. TWIN-V2 [32] scales historical modeling to 10^6 behaviors via hierarchical clustering and cluster-aware attention, enhancing long-range retrieval with real-time efficiency.

5.2 Data Augmentation

Data augmentation has been widely used to mitigate data sparsity in recommendation systems. Existing methods generally fall into two categories: heuristic-based and training-based. Heuristic methods apply predefined operations to perturb user behavior sequences [10, 20, 21, 34, 41]. These methods are lightweight and easy to deploy, but the generated data often lack semantic coherence and fail to capture deep user preferences. In contrast, training-based methods utilize learnable modules to generate higher-quality data [2, 11, 12, 20, 21, 29, 41]. For instance, CL4SRec [41] and CoSeRec [21] construct contrastive views with heuristic operators and optimize them via self-supervised learning. DuoRec [29] employs contrastive regularization to enhance representation robustness, while ReDA [2] retrieves auxiliary user sequences for representation-level augmentation. BASRec [12] further balances relevance and diversity through mixup-based single- and cross-sequence augmentations in the representation space. However, most existing methods focus on collaborative signals and overlook the potential of multimodal features for interest modeling. To bridge this gap, we propose MARS, which leverages aligned multimodal representations to retrieve and augment semantically consistent user sequences, particularly benefiting low-activity users.

6 Conclusion

Motivated by the challenges posed by interaction sparsity in CTR prediction, particularly for low-active users, we set out to explore a data augmentation approach to address this issue. Given the limitations of existing augmentation techniques, we focused on leveraging the rich multimodal features of items for enhancement. To this end, we proposed the MARS framework, whose superiority was demonstrated through extensive online and offline experiments. We believe this work represents a significant step in employing multimodal features for CTR data augmentation and lays a valuable foundation for future research in this area.

References

- [1] Shuai Bai, Keqin Chen, Xuejing Liu, Jialin Wang, Wenbin Ge, Sibao Song, Kai Dang, Peng Wang, Shijie Wang, Jun Tang, Humen Zhong, Yuanzhi Zhu, Mingkun Yang, Zhaohai Li, Jianqiang Wan, Pengfei Wang, Wei Ding, Zheren Fu, Yiheng Xu, Jiabo Ye, Xi Zhang, Tianbao Xie, Zesen Cheng, Hang Zhang, Zhibo Yang, Haiyang Xu, and Junyang Lin. 2025. Qwen2.5-VL Technical Report. arXiv:2502.13923 [cs.CV] <https://arxiv.org/abs/2502.13923>
- [2] Shuqing Bian, Wayne Xin Zhao, Jinpeng Wang, and Ji-Rong Wen. 2022. A relevant and diverse retrieval-enhanced data augmentation framework for sequential recommendation. In *Proceedings of the 31st ACM International Conference on Information & Knowledge Management*. 2923–2932.
- [3] Yue Cao, Xiaojiang Zhou, Jiaqi Feng, Peihao Huang, Yao Xiao, Dayao Chen, and Sheng Chen. 2022. Sampling Is All You Need on Modeling Long-Term User Behaviors for CTR Prediction. arXiv:2205.10249 [cs.IR] <https://arxiv.org/abs/2205.10249>
- [4] Jianxin Chang, Chenbin Zhang, Zhiyi Fu, Xiaoxue Zang, Lin Guan, Jing Lu, Yiqun Hui, Dewei Leng, Yanan Niu, Yang Song, et al. 2023. TWIN: Two-stage interest network for lifelong user behavior modeling in CTR prediction at kuaishou. In *Proceedings of the 29th ACM SIGKDD Conference on Knowledge Discovery and Data Mining*. 3785–3794.
- [5] Junxuan Chen, Baigui Sun, Hao Li, Hongtao Lu, and Xian-Sheng Hua. 2016. Deep ctr prediction in display advertising. In *Proceedings of the 24th ACM international conference on Multimedia*. 811–820.
- [6] Qiwei Chen, Changhua Pei, Shanshan Lv, Chao Li, Junfeng Ge, and Wenwu Ou. 2021. End-to-End User Behavior Retrieval in Click-Through Rate Prediction Model. arXiv:2108.04468 [cs.IR] <https://arxiv.org/abs/2108.04468>
- [7] Qiwei Chen, Huan Zhao, Wei Li, Pipei Huang, and Wenwu Ou. 2019. Behavior sequence transformer for e-commerce recommendation in alibaba. In *Proceedings of the 1st international workshop on deep learning practice for high-dimensional sparse data*. 1–4.
- [8] Heng-Tze Cheng, Levent Koc, Jeremiah Harmsen, Tal Shaked, Tushar Chandra, Hrishikesh Aradhye, Glen Anderson, Greg Corrado, Wei Chai, Mustafa Ipsir, et al. 2016. Wide & deep learning for recommender systems. In *Proceedings of the 1st workshop on deep learning for recommender systems*. 7–10.
- [9] Paul Covington, Jay Adams, and Emre Sargin. 2016. Deep neural networks for youtube recommendations. In *Proceedings of the 10th ACM conference on recommender systems*. 191–198.
- [10] Yizhou Dang, Yuting Liu, Enneng Yang, Guibing Guo, Linying Jiang, Xingwei Wang, and Jianzhe Zhao. 2024. Repeated Padding for Sequential Recommendation. In *Proceedings of the 18th ACM Conference on Recommender Systems*. 497–506.
- [11] Yizhou Dang, Yuting Liu, Enneng Yang, Minhan Huang, Guibing Guo, Jianzhe Zhao, and Xingwei Wang. 2025. Data Augmentation as Free Lunch: Exploring the Test-Time Augmentation for Sequential Recommendation. arXiv:2504.04843 [cs.IR] <https://arxiv.org/abs/2504.04843>
- [12] Yizhou Dang, Jiahui Zhang, Yuting Liu, Enneng Yang, Yuliang Liang, Guibing Guo, Jianzhe Zhao, and Xingwei Wang. 2024. Augmenting Sequential Recommendation with Balanced Relevance and Diversity. arXiv:2412.08300 [cs.IR] <https://arxiv.org/abs/2412.08300>
- [13] Yufei Feng, Fuyu Lv, Weichen Shen, Menghan Wang, Fei Sun, Yu Zhu, and Keping Yang. 2019. Deep session interest network for click-through rate prediction. arXiv preprint arXiv:1905.06482 (2019).
- [14] Jingyue Gao, Shuguang Han, Han Zhu, Siran Yang, Yuning Jiang, Jian Xu, and Bo Zheng. 2023. Rec4ad: A free lunch to mitigate sample selection bias for ads ctr prediction in taobao. In *Proceedings of the 32nd ACM International Conference on Information and Knowledge Management*. 4574–4580.
- [15] Huifeng Guo, Ruiming Tang, Yunming Ye, Zhenguo Li, and Xiuqiang He. 2017. DeepFM: a factorization-machine based neural network for CTR prediction. arXiv preprint arXiv:1703.04247 (2017).
- [16] Yuchin Juan, Yong Zhuang, Wei-Sheng Chin, and Chih-Jen Lin. 2016. Field-aware factorization machines for CTR prediction. In *Proceedings of the 10th ACM conference on recommender systems*. 43–50.
- [17] Qi Liu, Xuyang Hou, Haoran Jin, Xiaolong Chen, Jin Chen, Defu Lian, Zhe Wang, Jia Cheng, and Jun Lei. 2024. Deep Group Interest Modeling of Full Lifelong User Behaviors for CTR Prediction. arXiv:2311.10764 [cs.IR] <https://arxiv.org/abs/2311.10764>
- [18] Qi Liu, Xuyang Hou, Haoran Jin, Zhe Wang, Defu Lian, Tan Qu, Jia Cheng, Jun Lei, et al. 2023. Deep Group Interest Modeling of Full Lifelong User Behaviors for CTR Prediction. arXiv preprint arXiv:2311.10764 (2023).
- [19] Qiang Liu and Dilin Wang. 2019. Stein Variational Gradient Descent: A General Purpose Bayesian Inference Algorithm. arXiv:1608.04471 [stat.ML] <https://arxiv.org/abs/1608.04471>
- [20] Qidong Liu, Fan Yan, Xiangyu Zhao, Zhaocheng Du, Huifeng Guo, Ruiming Tang, and Feng Tian. 2023. Diffusion augmentation for sequential recommendation. In *Proceedings of the 32nd ACM International conference on information and knowledge management*. 1576–1586.
- [21] Zhiwei Liu, Yongjun Chen, Jia Li, Philip S. Yu, Julian McAuley, and Caiming Xiong. 2021. Contrastive Self-supervised Sequential Recommendation with Robust Augmentation. arXiv:2108.06479 [cs.IR] <https://arxiv.org/abs/2108.06479>
- [22] Ilya Loshchilov and Frank Hutter. 2017. Decoupled weight decay regularization. arXiv preprint arXiv:1711.05101 (2017).
- [23] H Brendan McMahan, Gary Holt, David Sculley, Michael Young, Dietmar Ebner, Julian Grady, Lan Nie, Todd Phillips, Eugene Davydov, Daniel Golovin, et al. 2013. Ad click prediction: a view from the trenches. In *Proceedings of the 19th ACM SIGKDD international conference on Knowledge discovery and data mining*. 1222–1230.
- [24] Qi Pi, Weijie Bian, Guorui Zhou, Xiaoqiang Zhu, and Kun Gai. 2019. Practice on Long Sequential User Behavior Modeling for Click-Through Rate Prediction. In *Proceedings of the 25th ACM SIGKDD International Conference on Knowledge Discovery & Data Mining (KDD '19)*. ACM, 2671–2679. doi:10.1145/3292500.3330666
- [25] Qi Pi, Guorui Zhou, Yujing Zhang, Zhe Wang, Lejian Ren, Ying Fan, Xiaoqiang Zhu, and Kun Gai. 2020. Search-based user interest modeling with lifelong sequential behavior data for click-through rate prediction. In *Proceedings of the 29th ACM International Conference on Information & Knowledge Management*. 2685–2692.
- [26] Pi Qi, Xiaoqiang Zhu, Guorui Zhou, Yujing Zhang, Zhe Wang, Lejian Ren, Ying Fan, and Kun Gai. 2020. Search-based User Interest Modeling with Lifelong Sequential Behavior Data for Click-Through Rate Prediction. arXiv:2006.05639 [cs.IR] <https://arxiv.org/abs/2006.05639>
- [27] Jiarui Qin, Weinan Zhang, Rong Su, Zhirong Liu, Weiwen Liu, Guangpeng Zhao, Hao Li, Ruiming Tang, Xiuqiang He, and Yong Yu. 2023. Learning to retrieve user behaviors for click-through rate estimation. *ACM Transactions on Information Systems* 41, 4 (2023), 1–31.
- [28] Jiarui Qin, Weinan Zhang, Xin Wu, Jiarui Jin, Yuchen Fang, and Yong Yu. 2020. User Behavior Retrieval for Click-Through Rate Prediction. In *Proceedings of the 43rd International ACM SIGIR Conference on Research and Development in Information Retrieval (SIGIR '20)*. ACM, 2347–2356. doi:10.1145/3397271.3401440
- [29] Ruihong Qiu, Zi Huang, Hongzhi Yin, and Zijian Wang. 2022. Contrastive Learning for Representation Degeneration Problem in Sequential Recommendation. In *Proceedings of the Fifteenth ACM International Conference on Web Search and Data Mining (WSDM '22)*. ACM, 813–823. doi:10.1145/3488560.3498433
- [30] Kan Ren, Jiarui Qin, Yuchen Fang, Weinan Zhang, Lei Zheng, Weijie Bian, Guorui Zhou, Jian Xu, Yong Yu, Xiaoqiang Zhu, and Kun Gai. 2019. Lifelong Sequential Modeling with Personalized Memorization for User Response Prediction. In *Proceedings of the 42nd International ACM SIGIR Conference on Research and Development in Information Retrieval (SIGIR '19)*. ACM, 565–574. doi:10.1145/3331184.3331230
- [31] Steffen Rendle. 2010. Factorization machines. In *2010 IEEE International conference on data mining*. IEEE, 995–1000.
- [32] Zihua Si, Lin Guan, ZhongXiang Sun, Xiaoxue Zang, Jing Lu, Yiqun Hui, Xingchao Cao, Zeyu Yang, Yichen Zheng, Dewei Leng, et al. 2024. Twin v2: Scaling ultra-long user behavior sequence modeling for enhanced ctr prediction at kuaishou. In *Proceedings of the 33rd ACM International Conference on Information and Knowledge Management*. 4890–4897.
- [33] Weiping Song, Chence Shi, Zhiping Xiao, Zhijian Duan, Yewen Xu, Ming Zhang, and Jian Tang. 2019. AutoInt: Automatic feature interaction learning via self-attentive neural networks. In *Proceedings of the 28th ACM international conference on information and knowledge management*. 1161–1170.
- [34] Fei Sun, Jun Liu, Jian Wu, Changhua Pei, Xiao Lin, Wenwu Ou, and Peng Jiang. 2019. BERT4Rec: Sequential Recommendation with Bidirectional Encoder Representations from Transformer. arXiv:1904.06690 [cs.IR] <https://arxiv.org/abs/1904.06690>
- [35] Hugo Touvron, Thibaut Lavril, Gautier Izacard, Xavier Martinet, Marie-Anne Lachaux, Timothée Lacroix, Baptiste Rozière, Naman Goyal, Eric Hambro, Faisal Azhar, et al. 2023. Llama: Open and efficient foundation language models. arXiv preprint arXiv:2302.13971 (2023).
- [36] Hao Wang, Naiyan Wang, and Dit-Yan Yeung. 2015. Collaborative deep learning for recommender systems. In *Proceedings of the 21th ACM SIGKDD international conference on knowledge discovery and data mining*. 1235–1244.
- [37] Ruoxi Wang, Bin Fu, Gang Fu, and Mingliang Wang. 2017. Deep & cross network for ad click predictions. In *Proceedings of the ADKDD'17*. 1–7.
- [38] Ruoxi Wang, Rakesh Shivanna, Derek Cheng, Sagar Jain, Dong Lin, Lichan Hong, and Ed Chi. 2021. Dcn v2: Improved deep & cross network and practical lessons for web-scale learning to rank systems. In *Proceedings of the web conference 2021*. 1785–1797.
- [39] Liangjian Wen, Xiasi Wang, Jianzhuang Liu, and Zenglin Xu. 2024. MVEB: Self-Supervised Learning with Multi-View Entropy Bottleneck. arXiv:2403.19078 [cs.CV] <https://arxiv.org/abs/2403.19078>
- [40] Chuhan Wu, Fangzhao Wu, Lingjuan Lyu, Yongfeng Huang, and Xing Xie. 2022. FedCTR: Federated native ad CTR prediction with cross-platform user behavior data. *ACM Transactions on Intelligent Systems and Technology (TIIST)* 13, 4 (2022), 1–19.
- [41] Xu Xie, Fei Sun, Zhaoyang Liu, Shiwen Wu, Jinyang Gao, Jiandong Zhang, Bolin Ding, and Bin Cui. 2022. Contrastive learning for sequential recommendation. In *2022 IEEE 38th international conference on data engineering (ICDE)*. IEEE, 1259–1273.

- [42] Yanwu Yang and Panyu Zhai. 2022. Click-through rate prediction in online advertising: A literature review. *Information Processing & Management* 59, 2 (2022), 102853.
- [43] Yuren Zhang, Enhong Chen, Binbin Jin, Hao Wang, Min Hou, Wei Huang, and Runlong Yu. 2022. Clustering based behavior sampling with long sequential data for CTR prediction. In *Proceedings of the 45th International ACM SIGIR Conference on Research and Development in Information Retrieval*. 2195–2200.
- [44] Guorui Zhou, Na Mou, Ying Fan, Qi Pi, Weijie Bian, Chang Zhou, Xiaoqiang Zhu, and Kun Gai. 2019. Deep interest evolution network for click-through rate prediction. In *Proceedings of the AAAI conference on artificial intelligence*, Vol. 33. 5941–5948.
- [45] Guorui Zhou, Xiaoqiang Zhu, Chenru Song, Ying Fan, Han Zhu, Xiao Ma, Yanghui Yan, Junqi Jin, Han Li, and Kun Gai. 2018. Deep interest network for click-through rate prediction. In *Proceedings of the 24th ACM SIGKDD international conference on knowledge discovery & data mining*. 1059–1068.

Received 20 February 2007; revised 12 March 2009; accepted 5 June 2009