

The Mind’s Eye: A Multi-Faceted Reward Framework for Guiding Visual Metaphor Generation

Girish A. Koushik*
NICE Research Group

Fatemeh Nazarieh
NICE Research Group

Katherine Birch
NICE Research Group

Shenbin Qian **Diptesh Kanojia**
Centre for Translation Studies Institute for People-Centred AI
School of Computer Science & Electronic Engineering,
University of Surrey, UK

{g.koushik,f.nazarieh,k.birch,s.qian,d.kanojia}@surrey.ac.uk

Abstract

Visual metaphor generation is a challenging task that aims to generate an image given an input text metaphor. Inherently, it needs *language understanding* to bind a source concept with a target concept, in a way that preserves meaning while ensuring visual coherence. We propose a self-evaluating visual metaphor generation framework that focuses on *metaphor alignment*. Our self-evaluation approach combines existing metrics with our newly proposed metaphor decomposition score and a meaning alignment (MA) metric. Within this setup, we explore two novel approaches: a training-free pipeline that explicitly decomposes prompts into source–target–meaning (S–T–M) mapping for image synthesis, and a complementary training-based pipeline that improves alignment using our proposed self-evaluation reward schema, without any large-scale retraining. On the held-out test set, the training-free approach surpasses strong closed baselines (GPT-4o, IMAGEN-3) on decomposition, CLIP, and MA scores, with the training-based approach close behind. We evaluate our framework output using a user-facing study, and observed that participants preferred GPT-4o overall, while our training-free pipeline led open-source methods and edged IMAGEN-3 on abstract metaphors. Our analyses show S–T–M prompting helps longer or more abstract metaphors, with closed models excelling on short, concrete cases; we also observe sensitivity to sampler settings. Overall, structured prompting and lightweight RL perform metaphor alignment well under modest compute, and remaining gaps to human preference appear driven by aesthetics and sampling.

1 Introduction

Metaphor is a central cognitive and linguistic phenomenon that shapes how humans conceptualize abstract ideas and communicate complex experiences [18, 14, 17]. By mapping knowledge from a familiar source domain onto a less familiar target domain, metaphors provide a mechanism for reasoning about intangible concepts through concrete experiences. This process not only enriches language but also plays a critical role in persuasion, creativity, and cultural expression [11, 19].

While metaphors are often studied in the context of text, images can offer an even richer medium for figurative expression. Visual metaphors can operate at multiple levels simultaneously, integrating spatial, symbolic, and emotional cues that are difficult to capture through text alone [10, 23]. In multimodal communication such as advertising, political cartoons, and fine art, metaphorical imagery enables rapid, intuitive comprehension by leveraging the human capacity for visual association.

*Correspondence to g.koushik@surrey.ac.uk

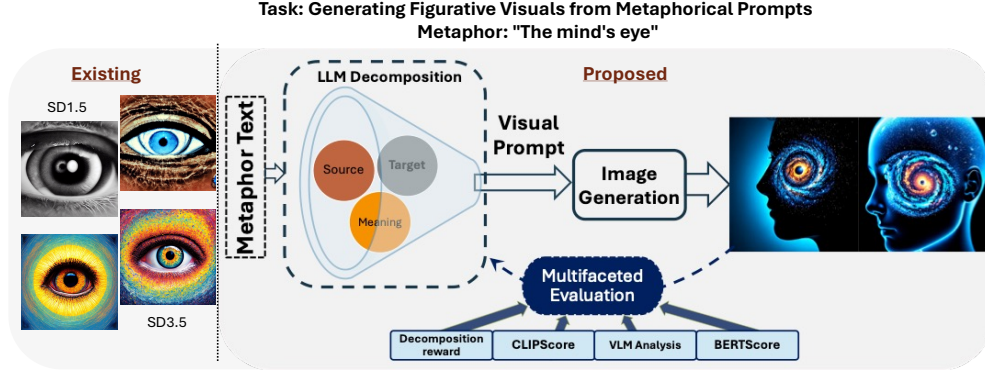


Figure 1: Overview of our framework. Given a metaphorical text input, the pipeline decomposes it into source, target, intended meaning, and visual prompt using a large language model (LLM). A text-to-image model generates an initial image, which is analyzed by a vision-language model (VLM) to assess metaphor alignment. Feedback from the VLM guides iterative refinement in the training-free setting or reinforcement learning fine-tuning (GRPO), resulting in images with improved semantic alignment and metaphorical meaning.

Beyond cultural artifacts, effective visual metaphors hold promise for applications in education and scientific communication, where complex concepts benefit from metaphorical illustration.

Recent advances in text-to-image generation have demonstrated the ability to produce photorealistic and stylistically diverse images from natural language prompts [26, 29, 3, 24]. Systems such as DALL-E [26], Imagen [29], Stable Diffusion [27], and Midjourney² excel at compositionality and visual fidelity. However, these models remain optimized for literal alignment between prompt and output, often failing to capture figurative intent. For instance, given the metaphor “the mind’s eye”, most systems simply overlay an image of an eye rather than synthesizing a cohesive visualization that embodies the metaphorical mapping (Figure 1). Such outputs highlight a fundamental gap between literal surface description and deeper conceptual alignment.

Addressing this gap has proven challenging. Early work has relied on prompt engineering, where large language models (LLMs) expand metaphorical descriptions into more concrete textual prompts to elicit better results from image generators [6]. While these strategies improve fidelity in some cases, they are typically limited to one-shot rewriting and do not optimize alignment during the generation process. More recent approaches incorporate structured decompositions or fine-tuned retrieval objectives [1, 34], but they often lack controllability and rarely integrate iterative feedback from the generated images themselves. As a result, visual metaphors remain an open challenge at the intersection of vision, language, and creativity.

In this paper, we propose a framework for metaphor-aware image generation that explicitly models metaphor structure and integrates evaluation-driven refinement. Drawing from Conceptual Metaphor Theory (CMT) [16], our approach decomposes each metaphor into its *source*, *target*, and *intended meaning* (S-T-M), and then guides text-to-image models with feedback from vision language models (VLMs). This design allows us to optimize images not only for visual realism but also for metaphorical alignment. Importantly, we introduce two complementary pipelines: (i) a *training-free variant* that leverages the in-context learning abilities of LLMs to iteratively refine prompts without updating model weights, and (ii) a *fine-tuned variant* that applies reinforcement learning (RL) with a multifaceted reward signal to adapt a smaller LLM for metaphor-aware prompt generation.

The dual design is significant for two reasons. First, the in-context pipeline requires no retraining or labeled data, making it immediately usable with existing models. Second, the RL fine-tuning variant provides a path toward more specialized and consistent performance without the cost of training from scratch. By fine-tuning only lightweight components, we achieve controllability and improved metaphor alignment while maintaining efficiency.

Our contributions are as follows:

²<https://www.midjourney.com/home>

- **Metaphor-aware generation pipeline:** We propose a framework that explicitly decomposes each metaphor into its source, target, and intended meaning, and employs iterative feedback to produce images that more faithfully capture figurative intent. To our knowledge, this is the first framework to tightly integrate metaphor theory with text-to-image generation.
- **Practical dual strategy:** We demonstrate two complementary approaches: (i) a training-free pipeline that requires no model weight updates, enabling immediate deployment under zero retraining cost; and (ii) a reinforcement learning variant that fine-tunes low-rank adapters to achieve stronger and consistent alignment, offering an efficient alternative to training large generative models from scratch.
- **Multi-faceted evaluation and reward design:** We introduce a unified reward function that serves both as an automated evaluation tool and as a tuning signal for refinement and reinforcement learning. Through automatic metrics, analyses, and a human study, we show that our approach displays strong performance in metaphor alignment, especially for longer or more abstract metaphors.

2 Methodology

We propose and evaluate two distinct pipelines for the automated generation of visual metaphors: (1) a training-free approach that relies on the in-context learning capabilities of large language models (LLMs) and (2) a fine-tuning approach that makes LLMs generate descriptions better aligned with the S-T-M of the metaphor. Both pipelines share a common foundation of metaphor decomposition, visual synthesis, and a comprehensive evaluation framework, which we detail below.

2.1 Core Components

Metaphor Decomposition. The foundational step for both pipelines is the semantic decomposition of the input metaphor (*e.g.*, “The world is a garden”). The *Source-Target* decomposition is taken from the CMT, and we extend it to include the intended *Meaning* of the metaphor using the source and the target. We define a structured representation consisting of three key elements. **Source (S):** The concrete, familiar domain from which metaphorical meaning is drawn (*e.g.*, “a garden”). **Target (T):** The abstract or less-understood domain being described (*e.g.*, “the world”). **Meaning (M):** The intended interpretation or the set of entailments transferred from S to T (*e.g.*, “The world is a place of potential and beauty that requires cultivation and care”). This S-T-M structure serves as the semantic basis for the generation process. The LLM’s primary task is to produce this decomposition and, from it, a **visual prompt** for the image generation model.

Visual Generation. Visual generation is performed by state-of-the-art text-to-image models, including Stable Diffusion (SD) 3.5 Medium [8], the latest version of a diffusion-based model from Stability-AI and Janus [7], an auto-regressive image generation model from DeepSeek-AI. This component takes the **visual prompt** generated by the LLM and renders a candidate image. The objective is to create a visual that not only depicts the source but also artistically integrates the abstract qualities of the target and meaning.

2.2 Multi-Faceted Evaluation Framework

A critical novelty of our work is a comprehensive and automated evaluation framework designed to score the quality of a generated visual metaphor. This framework computes several rewards by aggregating multiple quantitative (CLIP, BERT scores) and qualitative (VLM analysis) signals and guides the refinement process in the training-free pipeline and serves as the reward signal for the GRPO fine-tuning process. The framework comprises the following metrics:

Decomposition Reward: A preliminary score, calculated once per metaphor, where a Vision-Language Model (VLM) assesses the semantic quality of the initial S-T-M decomposition itself. This provides a baseline for the coherence of the LLM’s analysis. **CLIPScore:** We compute the standard CLIPScore [12] to measure the semantic alignment between the generated image and the text of the visual prompt used to create it. **VLM-based Analysis:** A VLM (Qwen-VL) is prompted to perform a critical analysis of the generated image, leveraging VLM-as-a-judge [20]. It identifies the perceived source (S'), target (T'), and meaning (M') from the visual content. It then provides scores for the

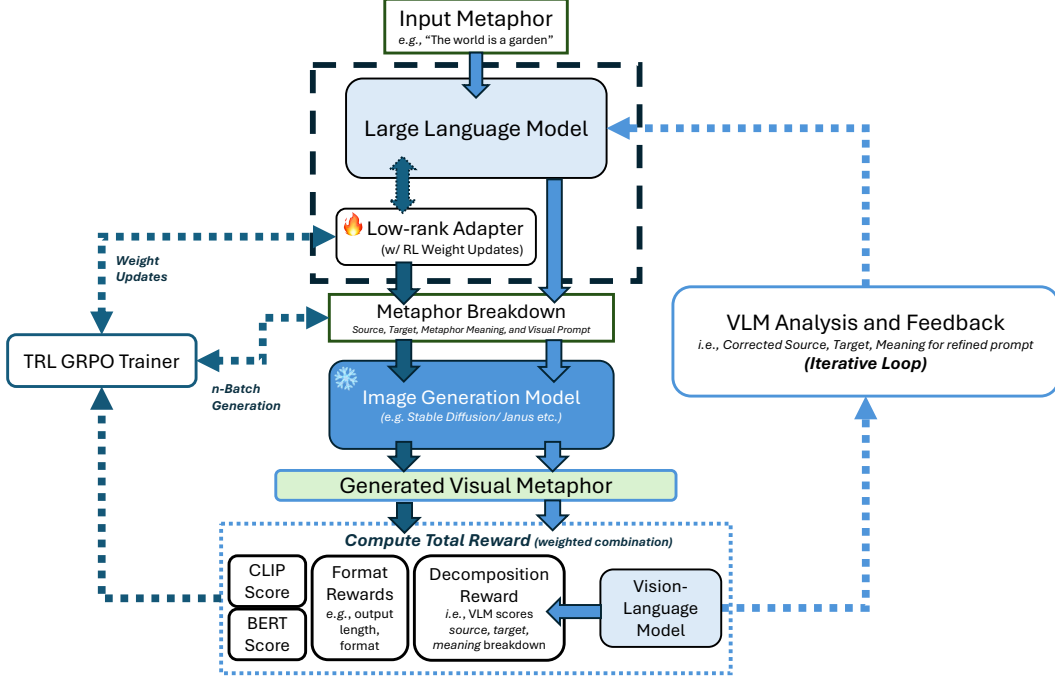


Figure 2: Our proposed Visual Metaphor generation architecture for both training-free and GRPO pipelines. For in-context learning (training-free), we remove the ‘TRL GRPO Trainer’ and provide all the feedback (CLIP, VLM analysis, and BERT scores) through a prompt for refined prompt generation from the LLM. For GRPO, however, the LLM undergoes LoRA fine-tuning with GRPO and the feedback is provided at every training step.

presence and clarity of the source ($vlm_{s_presence}$), the effectiveness of the symbolic representation of the target ($vlm_{t_presence}$), and the alignment of the perceived meaning with the original intent (vlm_{m_align}). **BERTScore Similarity:** To quantify the semantic fidelity between the original intent and the VLM’s perception, we employ BERTScore to calculate the similarity between the original and perceived components: S vs. S' ($bert_{s_sim}$), T vs. T' ($bert_{t_sim}$), and M vs. M' ($bert_{m_sim}$). These scalar rewards provide a holistic measure of metaphor decomposition and the quality of the generated image. Both pipelines are guided by a composite reward function, \mathcal{R} , which calculates a total score for a generated image I based on its corresponding visual prompt P and the initial semantic decomposition D . The function is a weighted sum of K individual reward metrics:

$$\mathcal{R}(I, P, D) = \sum_{k=1}^K w_k r_k(I, P, D)$$

where r_k is an individual reward function (e.g., CLIPScore, VLM Presence Score, BERTScore). w_k is the corresponding weight for that metric.

2.3 Training-Free In-Context Refinement

Our first approach is a zero-shot, training-free pipeline that requires no updates to model weights. It operates as an iterative loop, utilizing the in-context learning abilities of LLMs to refine the visual prompt (shown in Figure 2). The process for a single metaphor is as follows: **Initial Decomposition:** The LLM performs the initial S-T-M decomposition and generates a preliminary visual prompt. **Iterative Refinement Loop:** For a fixed number of iterations (in our case, 10 iterations): **1. Generate:** An image is synthesized using the current visual prompt. **2. Evaluate:** The image is assessed using the multi-faceted evaluation framework to calculate a Total Reward. **3. Refine:** A new, detailed meta-prompt is constructed for the LLM. This prompt includes the original metaphor, the $S - T - M$ breakdown, the previous visual prompt, and the full suite of evaluation scores and VLM feedback (S' , T' , M'). The LLM is tasked with analyzing this feedback and generating a revised visual prompt for the next iteration. **Selection:** After all iterations are complete, the image from the iteration with the highest *Combined Reward* is selected as the final output.

This method’s primary advantage is its flexibility and lack of need for a training dataset or specialized fine-tuning. As a result, it can be directly employed on the test set and the results are discussed in Section 3. The objective of the training-free pipeline is to find the optimal visual prompt P^* within a fixed number of N iterations, without updating the LLM’s parameters. The core idea is to iteratively generate a sequence of prompts and select the one that yields the highest reward. This can be expressed as:

$$P^* = \arg \max_{P_i \in P_0, \dots, P_{N-1}} \mathcal{R}(\mathcal{G}(P_i), P_i, D)$$

where P^* represents the optimal prompt, P_i is the visual prompt generated at iteration i , P_{i+1} is generated by the LLM \mathcal{L}_θ based on feedback from the evaluation of the image $\mathcal{G}(P_i)$, \mathcal{G} is the text-to-image generation model and D is the initial, fixed semantic decomposition of the metaphor.

2.4 GRPO-based Refinement

Our second approach moves beyond in-context learning to explicitly fine-tune a smaller, more efficient LLM for the task of metaphor decomposition and visual prompt generation. We LoRA-tune GEMMA-3-4B with GRPO [30] to directly optimize S-T-M with prompt generation for the rewards as described below (Figure 2).

Generation Phase: For each metaphor in the training set, the model generates multiple candidate responses, each containing a full S-T-M decomposition and a visual prompt. **Reward Computation:** Each generated candidate is evaluated using the shared multi-faceted evaluation framework. To optimize this expensive step, the *Metaphor Reward Calculator* class caches results and processes candidates in batches, generating images and performing VLM analysis only once per unique completion. **Policy Update:** The GRPO algorithm uses the computed rewards to update the model’s LoRA weights. A debiased variant of the GRPO loss is used by setting the loss type to ‘ dr_{grpo} ’ configuration [21]. This update adjusts the model’s policy, increasing the likelihood of generating high-reward outputs and decreasing the likelihood of low-reward ones. By directly fine-tuning on complex, multi-faceted reward signals, this approach aims to instill a more robust and specialized capability for the visual metaphor generation task within a smaller model. The purpose of the GRPO pipeline is to optimize the parameters θ of the LLM policy \mathcal{L}_θ to maximize the expected reward of its generated outputs. The optimization is driven by minimizing the GRPO loss function, \mathcal{L}_{GRPO} :

$$\theta^* = \arg \min_{\theta} (-\mathbb{E} C \sim \mathcal{L}_\theta [\log \sigma (\beta (\mathcal{R}(C) - \mathcal{R}_{\text{ref}}(C)))])$$

where θ^* are the optimal parameters for the LLM, C is a candidate completion (containing a decomposition and prompt) generated from the policy \mathcal{L}_θ , $\mathcal{R}(C)$ is the reward for completion C , and $\mathcal{R}_{\text{ref}}(C)$ is the reward for the same completion under a reference policy (used for debiasing). \mathbb{E} is ‘Expectation’, which represents the average value of a quantity over a probability distribution, β is a hyperparameter controlling the strength of the policy update. $\sigma(\cdot)$ is the sigmoid function.

Experimental Setup. All experiments were conducted on dual NVIDIA A100 GPUs (80GB). We use GEMMA-3 [31] as the base LLM, employ SD-3.5-MEDIUM [8] and JANUS-PRO-7B [7] models for image generation, while QWEN2.5-VL [2] served as the vision–language evaluator. Further model specifications and hyperparameters are provided in supplementary material A.

Zero-Shot Evaluation. We begin with zero-shot baselines on the HAIVMet dataset [6] using two widely used closed-source, API-accessible models: GPT-4o [22] and Imagen [4]. GPT-4o is a natively multimodal model capable of both language and image generation, while Imagen is a diffusion-based image generator without text generation capabilities. For GPT-4o, we prompt the model to produce not only the image but also textual outputs for the metaphor’s source, target, and intended meaning. This enables evaluation of both visual presence (via VLM analysis of source and target in the generated image), semantic alignment (BERTScore between ground-truth and predicted

Table 1: Zero-shot generation from input text metaphors. MA: Metaphor Meaning Alignment, S-p: Source-presence, T-p: Target-presence, BERT-S: BERTscore between S and S' , BERT-T: BERTscore(T and T'), BERT-M: BERTscore(M and M').

Model	CLIP Score	MA Score	Decomposition Score	S-p	T-p	BERT-S	BERT-T	BERT-M
GPT-4o	0.2296	0.8180	0.8072	0.9349	0.6856	0.8334	0.8312	0.8823
IMAGEN-3	0.2224	0.7353	-	-	-	-	-	-

source/target/meaning), and metaphor decomposition score. For Imagen, which lacks text generation, we restrict evaluation to CLIPScore and meaning alignment computed through VLM analysis.

3 Experiments and Results

As shown in Table 1, GPT-4O outperforms Imagen across all shared metrics, achieving a CLIPScore of 0.2296 and a meaning alignment score of 0.8180, compared to Imagen’s 0.2224 and 0.7353, respectively. These results suggest that multimodal reasoning gives GPT-4O an advantage for capturing figurative intent, though both models remain limited in producing coherent visual metaphors. This motivates the need for explicit metaphor-aware pipelines introduced in the following sections.

Table 2: Results from the training-free and GRPO pipelines. ([†]): uses an SD guidance scale of 4.5, a resolution of 768×768 , and 8 inference steps; ([‡]): uses an SD guidance scale of 1.5, a resolution of 1024×1024 , and 20 inference steps. MA: Metaphor Meaning Alignment, S-p: Source-presence, T-p: Target-presence, BERT-S: BERTscore between S and S' , BERT-T: BERTscore(T and T'), BERT-M: BERTscore(M and M').

Architecture	LLM	Image Gen Model	Feedback Model	Decomposition Score	CLIP Score	MA Score	S-p	T-p	BERT-S	BERT-T	BERT-M
GRPO	GEMMA-3-4B	SD-3.5-MEDIUM [†]	QWEN2.5-VL-32B	0.7076	0.2474	0.5266	0.9000	0.5606	0.8161	0.7747	0.8018
	GEMMA-3-4B	SD-3.5-MEDIUM [‡]	QWEN2.5-VL-32B	0.6480	0.2789	0.6396	0.9861	0.7273	0.8584	0.7987	0.8983
	GEMMA-3-4B	Janus-Pro-7B	QWEN2.5-VL-7B	0.6561	0.2916	0.6539	0.9874	0.7435	0.8516	0.7762	0.8970
	GEMMA-3-4B	SD-3.5-MEDIUM	QWEN2.5-VL-7B	0.6480	0.2749	0.6491	0.9829	0.7418	0.8551	0.7936	0.8969
Training-free	GEMMA-3-12B	SD-3.5-MEDIUM	QWEN2.5-VL-7B	0.7212	0.2389	0.5662	0.8910	0.5977	0.7631	0.7562	0.8267
	GEMMA-3-27B	Janus-Pro-7B	QWEN2.5-VL-32B	0.8668	0.2960	0.8760	0.9058	0.7778	0.7676	0.7640	0.8268

3.1 Evaluation of Training-Free and GRPO Pipelines




Figure 3: Structure of the user study for evaluating metaphorical image generation. Participants were shown images generated by different methods for the same metaphorical prompt and asked to rate them on metaphor alignment, image quality, and creativity. Ratings were collected and analyzed to compare the performance of zero-shot baselines, training-free pipeline, and GRPO fine-tuning approach. Dataset images are added only for comparison and are not part of the user study.

Training-free pipeline. We use GEMMA-3-12B and GEMMA-3-27B as base LLMs, chosen for their strong language understanding and instruction-following abilities. In this setup, VLM analysis is provided as feedback to the LLM, enabling an iterative in-context refinement loop over 10 iterations. Results (Table 2) show that the training-free approach substantially improves metaphor alignment: the GEMMA-3-27B + JANUS-PRO-7B + QWEN2.5-VL-32B configuration achieves the highest CLIP score (0.2960), decomposition score (0.8668), and MA score (0.8760), as well as the best

target-presence rate (0.7778). These gains underscore the value of larger LLMs and iterative feedback for metaphor-aware generation.

GRPO fine-tuning. To compare against in-context learning, we apply LoRA-based GRPO fine-tuning on the smaller GEMMA-3-4B, since reinforcement learning is computationally intensive. Despite the reduced capacity, GRPO achieves strong performance: the GEMMA-3-4B + JANUS-PRO-7B + QWEN2.5-VL-7B configuration obtains a CLIP score of 0.2916, competitive with training-free results, and the highest source-presence rate (0.9874). Performance was further influenced by generation hyperparameters: lowering the guidance scale to 1.5 and increasing inference steps to 20 yielded consistently better results compared to standard settings. Both pipelines outperform zero-shot baselines, but with complementary strengths, establishing a foundation for subsequent human evaluation.

3.2 User Study

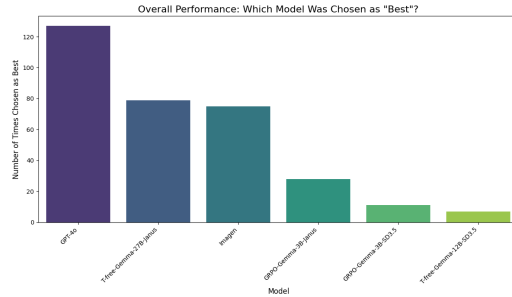
To assess human perception of metaphorical alignment, we conducted a user study with 15 annotators (all volunteers) on a subset of 50 metaphors from the test set of 462 metaphors. An example is provided in Fig. 3. For each metaphor, participants rated images on *figurative relevance* and *clarity of source–target representation* using a 1–5 Likert scale, and selected the *best overall image* according to semantic alignment and conceptual clarity (rather than style or realism).

Results, summarized in Fig 4, reveal a preference hierarchy consistent with automatic metrics. GPT-4o received the most top votes (127), reflecting its strong multimodal backbone. Our training-free pipeline (GEMMA-3-27B + JANUS-PRO-7B) was the leading open-source system, earning 79 votes and outperforming IMAGEN-3 on abstract metaphors. IMAGEN-3 performed well on concrete categories (*e.g.*, Animals & Creatures, Plants & Growth), finishing third (75). GRPO-fine-tuned GEMMA-3-4B variants, while trailing in absolute preference (28), showed that parameter-efficient fine-tuning can deliver competitive outputs under resource constraints.

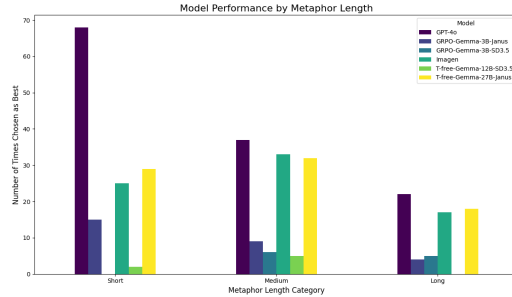
3.3 Discussion

The training-free pipeline achieves the strongest alignment, surpassing both GPT-4o and IMAGEN-3 on CLIP, MA, and decomposition scores. GRPO variants, though run on smaller backbones, perform competitively on CLIP and source presence, highlighting their efficiency under limited compute (Tables 1, 2). In contrast, the user study favored GPT-4o (127 wins) over our training-free pipeline (79) and IMAGEN-3 (75), with GRPO trailing (28). We attribute this gap to three factors: (i) GPT-4o’s larger multimodal backbone allows implicit metaphor reasoning, (ii) its highly stylized generations introduce an aesthetics bias despite instructions to judge metaphor faithfulness, and (iii) our study sampled only 50 of 462 metaphors, making results sensitive to subset composition.

Further analysis reveals that GPT-4o dominates on short, concrete metaphors, while our structured S–T–M refinement narrows the gap on longer or abstract prompts (Figure 5). Category-level results also show complementary strengths: IMAGEN-3 excels on concrete, visually grounded sources, whereas our system performs best on abstract targets where explicit decomposition helps metaphor alignment. Overall, structured prompting and feedback (training-free) and lightweight reinforcement learning (GRPO) both enable strong metaphor alignment under modest compute. Remaining prefer-



(a) Best Model



(b) Performance by Length

Figure 4: Best Model Overall and Model Performance w.r.t Metaphor Length

ence gaps appear driven more by aesthetics and sampling than by semantic understanding, suggesting that style-aware rewards and larger-scale human evaluation are key directions for future work.

Limitations. Our framework relies heavily on automated model-based scoring (CLIPScore, BERTScore, and a VLM-as-judge) to drive both selection and GRPO rewards. These signals can introduce biases, and they do not fully capture human aesthetic preference, which likely explains the gap between automatic gains and user study wins, as noted in our discussion. The human evaluation itself is modest; 15 annotators on 50 of 462 metaphors, so results may be sensitive to the sampled subset and annotator pool. Performance is also sensitive to generation hyperparameters (e.g., guidance scale and inference steps), indicating tuning effects that may not generalize across setups. Although GRPO shows promise, we only fine-tune a smaller backbone due to compute, so our results may understate the potential of policy optimization at larger scales. Finally, the reward computation and VLM analysis add compute overhead, and our empirical scope is centered on HAIVMet, which limits broader metaphor distributions and domains.

4 Related Work

Visual Metaphor Generation Early approaches often relied on prompt engineering with large language models (LLMs) to expand figurative prompts into more concrete textual descriptions for image generation [6, 28]. While these methods improve over direct prompting, they typically produce overly literal images (e.g., representing “my bedroom is a pigsty” with both a messy room and a pig), failing to capture the intended metaphorical meaning. To address this, recent work has explored grounding metaphors in structured decompositions. For example, GOME [34] incorporates metaphor grounding and attribute–object binding, showing improvements in semantic alignment. Other efforts, such as MetaCLUE [1], fine-tune vision–language models for metaphor-aware retrieval, while studies in metaphorical video captioning use structured templates to infuse figurative richness into narrative descriptions [25]. However, these methods offer limited controllability and do not directly integrate feedback during the generation process. Our work builds on these directions by explicitly decomposing metaphors into source, target, and intended meaning, and by introducing feedback-driven pipelines to refine metaphor alignment during generation. Modern text-to-image models such as DALL·E [26], Imagen [29], and Stable Diffusion [27] produce high-quality and stylistically diverse images. Recent benchmarks and metrics, including Pick-a-Pic [15] and TIFA [13], have improved the evaluation of prompt fidelity. Yet, these models remain largely optimized for literal alignment and surface-level realism, with little focus on the deeper conceptual alignment needed for metaphor illustration.

Reinforcement Learning for Creative Tasks Reinforcement learning (RL) has emerged as a powerful tool to enhance creativity and controllability in generative systems. Preference-based approaches such as ImageReward [32], DDPO [5], and DPO [9] leverage human feedback to guide image synthesis, leading to better aesthetics and prompt alignment. More recently, GRPO [30] has demonstrated strong performance in multimodal generation tasks by improving sample efficiency and stability [33]. While prior RL methods focus on visual quality or user preference, little work has explored reward-guided optimization for figurative alignment. In this research, we apply GRPO to fine-tune LLMs for metaphor-aware prompt generation, complemented by a training-free iterative refinement pipeline. Together, these approaches directly target the gap between literal image generation and metaphorical meaning alignment.

5 Conclusion

We presented a metaphor-aware image generation framework that combines structured S–T–M decomposition with a multi-faceted automated reward to drive both training-free, in-context prompt refinement and parameter-efficient GRPO fine-tuning. By integrating decomposition quality, VLM-based assessments, CLIP, and BERT scores, our approach updates prompts or policies without human intervention, achieving strong meaning alignment. Experiments demonstrate that our methods outperform baselines and offer favorable trade-offs between quality and efficiency, with user studies supporting the automated evaluation. Future work will focus on improving the handling of complex metaphors and closing the remaining gap by unifying alignment and aesthetics in the training signal.

References

- [1] A. R. Akula, B. Driscoll, P. Narayana, S. Changpinyo, Z. Jia, S. Damle, G. Pruthi, S. Basu, L. Guibas, W. T. Freeman, Y. Li, and V. Jampani. MetaCLUE: Towards Comprehensive Visual Metaphors Research . In *2023 IEEE/CVF Conference on Computer Vision and Pattern Recognition (CVPR)*, pages 23201–23211, Los Alamitos, CA, USA, June 2023. IEEE Computer Society. doi: 10.1109/CVPR52729.2023.02222. URL <https://doi.ieeecomputersociety.org/10.1109/CVPR52729.2023.02222>.
- [2] S. Bai, K. Chen, X. Liu, J. Wang, W. Ge, S. Song, K. Dang, P. Wang, S. Wang, J. Tang, et al. Qwen2. 5-vl technical report. *arXiv preprint arXiv:2502.13923*, 2025.
- [3] Y. Balaji et al. ediff-i: Text-to-image diffusion models with an ensemble of expert denoisers, 2022. *arXiv:2211.01324*.
- [4] J. Baldridge, J. Bauer, M. Bhutani, N. Brichtova, A. Bunner, L. Castrejon, K. Chan, Y. Chen, S. Dieleman, Y. Du, et al. Imagen 3. *arXiv preprint arXiv:2408.07009*, 2024.
- [5] K. Black, M. Janner, Y. Du, I. Kostrikov, and S. Levine. Training diffusion models with reinforcement learning. *arXiv preprint arXiv:2305.13301*, 2023.
- [6] T. Chakrabarty, A. Saakyan, O. Winn, A. Panagopoulou, Y. Yang, M. Apidianaki, and S. Muresan. I Spy a Metaphor: Large Language Models and Diffusion Models Co-Creat Visual Metaphors, July 2023. URL <http://arxiv.org/abs/2305.14724>. *arXiv:2305.14724* [cs].
- [7] X. Chen, Z. Wu, X. Liu, Z. Pan, W. Liu, Z. Xie, X. Yu, and C. Ruan. Janus-pro: Unified multimodal understanding and generation with data and model scaling. *arXiv preprint arXiv:2501.17811*, 2025.
- [8] P. Esser, S. Kulal, A. Blattmann, R. Entezari, J. Müller, H. Saini, Y. Levi, D. Lorenz, A. Sauer, F. Boesel, et al. Scaling rectified flow transformers for high-resolution image synthesis. In *Forty-first international conference on machine learning*, 2024.
- [9] Y. Fan, O. Watkins, Y. Du, H. Liu, M. Ryu, C. Boutilier, P. Abbeel, M. Ghavamzadeh, K. Lee, and K. Lee. Dpok: Reinforcement learning for fine-tuning text-to-image diffusion models. *Advances in Neural Information Processing Systems*, 36:79858–79885, 2023.
- [10] C. Forceville. *Pictorial Metaphor in Advertising*. Routledge, London, UK, 1996.
- [11] R. W. Gibbs. *The Cambridge Handbook of Metaphor and Thought*. Cambridge University Press, Cambridge, UK, 2008.
- [12] J. Hessel, A. Holtzman, M. Forbes, R. L. Bras, and Y. Choi. Clipscore: A reference-free evaluation metric for image captioning. *arXiv preprint arXiv:2104.08718*, 2021.
- [13] Y. Hu, B. Liu, J. Kasai, Y. Wang, M. Ostendorf, R. Krishna, and N. A. Smith. Tifa: Accurate and interpretable text-to-image faithfulness evaluation with question answering, 2023. URL <https://arxiv.org/abs/2303.11897>.
- [14] M. Johnson. *The Body in the Mind: The Bodily Basis of Meaning, Imagination, and Reason*. The University of Chicago Press, Chicago, US, 1990.
- [15] Y. Kirstain, A. Polyak, U. Singer, S. Matiana, J. Penna, and O. Levy. Pick-a-pic: An open dataset of user preferences for text-to-image generation, 2023. URL <https://arxiv.org/abs/2305.01569>.
- [16] O. Kramer. Conceptual Metaphor Theory as a Prompting Paradigm for Large Language Models, Feb. 2025. URL <http://arxiv.org/abs/2502.01901>. *arXiv:2502.01901* [cs].
- [17] Z. Kövecses. *Metaphor: A Practical Introduction*. Oxford University Press, Oxford, UK, 2nd edition, 2010.
- [18] G. Lakoff and M. Johnson. *Metaphors We Live By*. University of Chicago Press, 1980.

- [19] G. Lakoff and M. Johnson. *Metaphors We Live By*. University of Chicago Press, Chicago, US, 2nd edition, 2008.
- [20] S. Lee, S. Kim, S. Park, G. Kim, and M. Seo. Prometheus-vision: Vision-language model as a judge for fine-grained evaluation. In *Findings of the association for computational linguistics ACL 2024*, pages 11286–11315, 2024.
- [21] Z. Liu, C. Chen, W. Li, P. Qi, T. Pang, C. Du, W. S. Lee, and M. Lin. Understanding rl-zero-like training: A critical perspective. *arXiv preprint arXiv:2503.20783*, 2025.
- [22] OpenAI. Introducing 4o image generation, 2025. URL <https://openai.com/index/introducing-4o-image-generation/>.
- [23] B. J. Phillips and E. F. McQuarrie. Beyond visual metaphor: A new typology of visual rhetoric in advertising. *Marketing Theory*, 4(1-2):113–136, 2004. doi: 10.1177/1470593104044089.
- [24] D. Podell et al. Sdxl: Improving latent diffusion models for high-resolution image synthesis, 2023. arXiv:2307.01952.
- [25] A. Rajakumar Kalarani, P. Bhattacharyya, and S. Shekhar. Unveiling the invisible: Captioning videos with metaphors. In Y. Al-Onaizan, M. Bansal, and Y.-N. Chen, editors, *Findings of the Association for Computational Linguistics: EMNLP 2024*, pages 6306–6320, Miami, Florida, USA, Nov. 2024. Association for Computational Linguistics. doi: 10.18653/v1/2024.findings-emnlp.366. URL <https://aclanthology.org/2024.findings-emnlp.366/>.
- [26] A. Ramesh, P. Dhariwal, A. Nichol, C. Chu, and M. Chen. Hierarchical text-conditional image generation with clip latents. *arXiv preprint arXiv:2204.06125*, 1(2):3, 2022.
- [27] R. Rombach, A. Blattmann, D. Lorenz, P. Esser, and B. Ommer. High-resolution image synthesis with latent diffusion models. In *Proceedings of the IEEE/CVF Conference on Computer Vision and Pattern Recognition (CVPR)*, pages 10684–10695, 2022. doi: 10.1109/CVPR52688.2022.01042.
- [28] A. Saakyan, S. Kulkarni, T. Chakrabarty, and S. Muresan. Understanding Figurative Meaning through Explainable Visual Entailment, Feb. 2025. URL <http://arxiv.org/abs/2405.01474>. arXiv:2405.01474 [cs].
- [29] C. Saharia et al. Photorealistic text-to-image diffusion models with deep language understanding. In *Advances in Neural Information Processing Systems (NeurIPS)*, 2022.
- [30] Z. Shao, P. Wang, Q. Zhu, R. Xu, J. Song, X. Bi, H. Zhang, M. Zhang, Y. Li, Y. Wu, et al. Deepseekmath: Pushing the limits of mathematical reasoning in open language models. *arXiv preprint arXiv:2402.03300*, 2024.
- [31] G. Team, A. Kamath, J. Ferret, S. Pathak, N. Vieillard, R. Merhej, S. Perrin, T. Matejovicova, A. Ramé, M. Rivière, et al. Gemma 3 technical report. *arXiv preprint arXiv:2503.19786*, 2025.
- [32] J. Xu, X. Liu, Y. Wu, Y. Tong, Q. Li, M. Ding, J. Tang, and Y. Dong. Imagereward: Learning and evaluating human preferences for text-to-image generation. *Advances in Neural Information Processing Systems*, 36:15903–15935, 2023.
- [33] Z. Xue, J. Wu, Y. Gao, F. Kong, L. Zhu, M. Chen, Z. Liu, W. Liu, Q. Guo, W. Huang, et al. Danceppo: Unleashing gpo on visual generation. *arXiv preprint arXiv:2505.07818*, 2025.
- [34] L. Zhang, J. Liu, L. Jin, H. Wang, K. Wei, and G. Xu. GOME: Grounding-based metaphor binding with conceptual elaboration for figurative language illustration. In Y. Al-Onaizan, M. Bansal, and Y.-N. Chen, editors, *Proceedings of the 2024 Conference on Empirical Methods in Natural Language Processing*, pages 18500–18510, Miami, Florida, USA, Nov. 2024. Association for Computational Linguistics. doi: 10.18653/v1/2024.emnlp-main.1028. URL <https://aclanthology.org/2024.emnlp-main.1028/>.

A Implementation Details

In this section, we describe the specific experimental setup, models, and hyperparameters used to implement and evaluate our proposed pipelines.

A.1 Hardware and Software Environment

All experiments were conducted on a system equipped with two NVIDIA A100 GPUs (80GB) with a training time of ~ 24 hours (GRPO) and inference time of $\sim 2s$ (including training-free) per metaphor per iteration. Our implementation is built on PyTorch and leverages several high-level libraries from the Hugging Face ecosystem, including Transformers for model access, Diffusers for image generation, and the trl³ library for our GRPO implementation. To optimize the fine-tuning process for the text LLM, we utilized the unsloth⁴ library for efficient, memory-saving LoRA training. The Vision-Language Model used for feedback was deployed on a local server using vLLM⁵ to ensure high-throughput inference.

A.2 Model Configuration

For the GRPO fine-tuning pipeline, we use ‘GEMMA-3-4B-it-bnb-4bit’, a 4-bit quantized version of Google’s GEMMA-3-4B model [31]. Visual synthesis was performed using the 4-bit quantized version of ‘stable-diffusion-3.5-medium’ model [8] from tensorart/stable-diffusion-3.5-medium-turbo⁶, which enables high-quality image generation in fewer steps. Standard generation parameters were set to a guidance scale of 4.5 and 8 inference steps, producing images at a resolution of 768×768 pixels. The core of our automated evaluation framework is a powerful VLM. We employed the ‘QWEN2.5-VL-32B-Instruct-AWQ’ [2] model, a 32-billion parameter, quantized vision-language model, to provide critical analysis and scoring for the generated images.

A.3 GRPO Fine-Tuning Parameters

The GRPO-based policy optimization was configured with the following hyperparameters. We used LoRA with a rank of 32 and an alpha of 64. The learning rate was set to $5e-5$ with a training batch size of 4. The maximum sequence length for the LLM generations was capped at 512 tokens, and the number of LLM generations is set to 4. We utilized the debiased GRPO loss function (dr_{grpo}) as implemented in the trl library.

The reward signals that guide both in-context refinement and GRPO training are weighted. A weightage of 0.20 was assigned to both decomposition reward and CLIP score. The remaining metrics were assigned a weight of 0.10. For the GRPO pipeline, two additional intrinsic rewards for generation quality, format reward, and length reward were each given a weight of 0.10 to encourage well-formed and concise outputs.

B User study

Figures 5(a) and 5(b) decompose the automated evaluation into Source-presence (S-p) and Target-presence (T-p), indicating how clearly each model depicts the concrete source (S) and how effectively it uses S to symbolize the abstract target (T); higher is better. These scores come from the VLM analysis prompts, where S-p measures visibility of S and T-p measures symbolic evocation of T via composition, color, atmosphere, etc.

Figures 6(a) and 6(b) summarize results along two axes: (a) performance stratified by metaphor length (short vs. long), and (b) best-image vote counts from the 15-annotator user study on 50 test metaphors, reflecting how often each model’s image was chosen as best overall. The length plot probes robustness to prompt complexity, while the win-rate plot reports aggregate human preference across models.

³<https://huggingface.co/docs/trl/main/en/index>

⁴<https://docs.unsloth.ai/>

⁵<https://docs.vllm.ai/en/latest/>

⁶<https://huggingface.co/tensorart/stable-diffusion-3.5-medium-turbo>

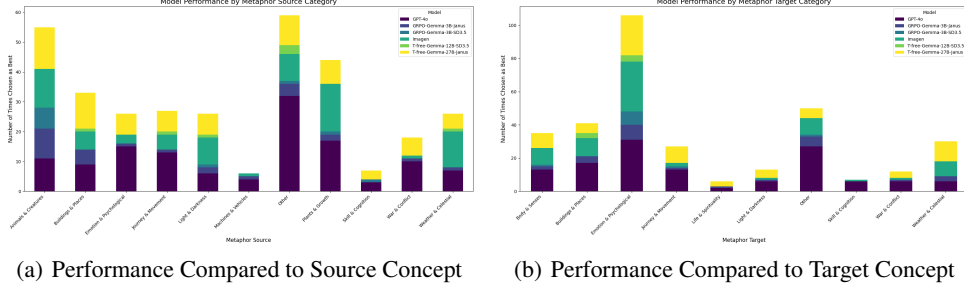


Figure 5: Model’s Performance w.r.t Metaphor Source and Target

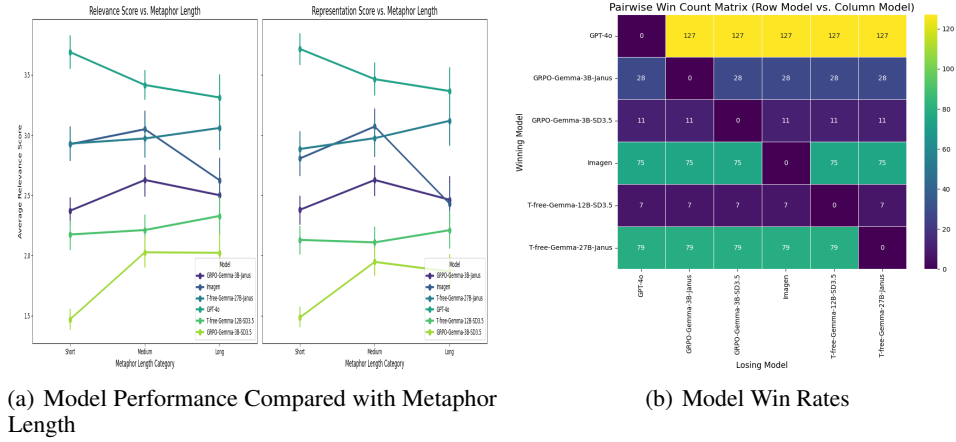


Figure 6: Performance by Length and Model Win Rates

C Prompt Templates

The templates below are used with the VLM model QWEN2.5-VL-32B to evaluate the images generated by zero-shot models GPT-4O and IMAGEN-3. Since IMAGEN-3 does not have language generation capability, the images are evaluated using ‘VLM prompt w/o STM’ C.2, whereas GPT-4O-generated images are evaluated using ‘VLM prompt w/ STM’ C.1.

C.1 VLM Prompt With STM

```
VLM_PROMPT_WITH_STM = """
You are an expert art critic. Your task is to analyze an image
generated to visualize a metaphor.
The original metaphor is: '{metaphor}'.
The intended breakdown was:
- Source (S): '{s}' (the concrete element)
- Target (T): '{t}' (the abstract concept)
- Meaning (M): '{m}' (the intended connection)

Critically analyze the provided image based on this context. Be
strict.
1. **Perceived Source (S')**: What is the primary visual element
in the image that represents '{s}'?
2. **Perceived Target (T')**: What visual elements, if any,
symbolize or evoke the abstract concept of '{t}'? If the image
ONLY shows '{s}' without any clear visual link to '{t}', state
that the target is not represented.
3. **Perceived Meaning (M')**: What is the overall meaning the
image conveys?

```

```

4. **S Presence Score**: How clearly is '{s}' depicted? (0.0 for not present, 1.0 for clearly present).
5. **T Presence Score**: How effectively does the image use the visuals of S to symbolize or evoke T? A score of 0.1 should be given if the image only shows S without any metaphorical connection to T. A high score requires clear symbolic elements (e.g., color, composition, atmosphere) that represent T. Be critical.
6. **Meaning Alignment Score**: Based on your analysis, how well does the Perceived Meaning (M') align with the original intended Meaning (M)? Provide a score from 0.0 (no alignment) to 1.0 (perfect alignment).

Respond with a JSON object with keys 's_prime', 't_prime', 'm_prime', 's_presence_score', 't_presence_score', and 'meaning_alignment_score'.
"""

```

C.2 VLM Prompt Without STM

```

VLM_PROMPT_WO_STM = """
You are an expert art critic. Your task is to analyze an image generated to visualize a metaphor.
The original metaphor is: '{metaphor}'.

Critically analyze how well the provided image visually represents this metaphor.
1. **Visual Description**: Briefly describe the main elements and style of the image.
2. **Metaphorical Alignment**: How well does the image capture the essence and meaning of the metaphor?
3. **Alignment Score**: Provide a single score from 0.0 (no connection) to 1.0 (perfectly represents the metaphor) for how well the image visualizes the metaphor.

Respond with a JSON object with keys 'visual_description', 'metaphorical_alignment', and 'alignment_score'.
"""

```

The template C.3 analyses the metaphor decomposition provided by an LLM and provides a decomposition score. The template C.4, on the other hand, is used to evaluate the images generated from both the Training-free (Section 2.3) and GRPO (Section 2.4) pipelines.

C.3 Metaphor Decomposition Analysis

```

f """
You are an expert in linguistics and semantics. Evaluate the following decomposition of a metaphor.
Original Metaphor: "{metaphor}"

Decomposition:
- Source (S): "{s}"
- Target (T): "{t}"
- Meaning (M): "{m}"

Critique this decomposition. Does 'S' correctly identify the concrete concept? Does 'T' correctly identify the abstract concept? Does 'M' accurately capture the intended connection?

Provide a single score from 0.0 (completely wrong) to 1.0 (perfectly accurate) representing the quality of this decomposition.
"""

```

*Respond using XML-style tags. Put the score inside
<decomposition_score> tags and the explanation inside
<explanation> tags.*

Example:

```
<decomposition_score>0.8</decomposition_score>
<explanation>The decomposition is mostly correct, but the meaning
could be more precise.</explanation>
"""
```

C.4 VLM Analysis Prompt for our pipeline

```
vlm_analysis_prompt = (
    f"You are an expert art critic. Your task is to analyze an  
    image generated to visualize a metaphor. "  
    f"The original metaphor is: '{metaphor_full_prompt}'.\n"  
    f"The intended breakdown was:\n"  
    f"- Source (S): '{s}' (the concrete element)\n"  
    f"- Target (T): '{t}' (the abstract concept)\n"  
    f"- Meaning (M): '{m}' (the intended connection)\n\n"  
    f"Critically analyze the provided image based on this  
    context. Be strict.\n"  
    f"1. Perceived Source (S'): What is the primary visual  
    element in the image that represents '{s}'?\n"  
    f"2. Perceived Target (T'): What visual elements, if any,  
    symbolize or evoke the abstract concept of '{t}'? If the  
    image ONLY shows '{s}' without any clear visual link to  
    '{t}', state that the target is not represented.\n"  
    f"3. Perceived Meaning (M'): What is the overall meaning the  
    image conveys?\n"  
    f"4. S Presence Score: How clearly is '{s}' depicted? (0.0  
    for not present, 1.0 for clearly present).\n"  
    f"5. T Presence Score: How effectively does the image use the  
    visuals of S to symbolize or evoke T? A score of 0.1  
    should be given if the image only shows S without any  
    metaphorical connection to T. A high score requires clear  
    symbolic elements (e.g., color, composition, atmosphere)  
    that represent T. Be critical.\n"  
    f"6. Meaning Alignment Score: Based on your analysis, how  
    well does the Perceived Meaning (M') align with the  
    original intended Meaning (M)? Provide a score from 0.0  
    (no alignment) to 1.0 (perfect alignment).\n\n"  
    f"Respond using XML-style tags. Put each answer inside its  
    own tag. Example:\n"  
    f"<s_prime>A large, ancient tree.</s_prime>\n"  
    f"<t_prime>The concept of 'wisdom' is evoked by the tree's  
    gnarled branches and deep roots.</t_prime>\n"  
    f"<m_prime>The image suggests that wisdom is something that  
    grows over a long time and is deeply rooted.</m_prime>\n"  
    f"<s_presence_score>0.9</s_presence_score>\n"  
    f"<t_presence_score>0.7</t_presence_score>\n"  
    f"<meaning_alignment_score>0.8</meaning_alignment_score>"
)
```

The template C.5 is used by the LLM to generate a visual prompt whereas the template C.6 is used by the LLM to refine its visual prompt based on the VLM feedback.

C.5 LLM Prompt for Visual Prompt Generation

```
f"""Analyze the following metaphor: "{metaphor}"

Your task is to:
1. Identify the Source (S), Target (T), and Meaning (M) of the
metaphor
```

2. Generate a detailed visual prompt for an image generation model

Instructions:

- S should be the concrete concept used to explain T
- T should be the abstract concept being explained
- M should be the intended connection or interpretation
- The visual prompt must create a scene that visually represents how T is like S , embodying M
- The visual prompt should be rich in visual details, atmosphere, and composition
- The visual prompt MUST be 77 tokens or less

Please format your response using the following tags:

```
<reasoning>Your analysis of the metaphor</reasoning>
<source>The concrete source concept</source>
<target>The abstract target concept</target>
<intended_meaning>The metaphorical connection</intended_meaning>
<visual_prompt>A detailed visual description for image generation
(<77 tokens></visual_prompt>"""
```

An example for one-shot learning

```
example_user = 'Analyze the following metaphor: "Ideas are diamonds."'
```

```
example_assistant = """<reasoning>The metaphor "Ideas are diamonds" equates ideas with diamonds, suggesting that ideas, like diamonds, are rare, valuable, and formed under pressure. They are initially rough but can be polished to become brilliant and precious.</reasoning>
<source>Diamonds</source>
<target>Ideas</target>
<intended_meaning>Ideas are valuable, rare, and can be refined to brilliance.</intended_meaning>
<visual_prompt>A brilliant, multifaceted diamond glowing on a dark, velvet cushion. Inside the diamond, intricate neural networks and glowing synapses pulse with light, representing the birth of a powerful idea. The background is dark and abstract, focusing all attention on the diamond's inner light. Cinematic, dramatic lighting.</visual_prompt>"""
```

C.6 Refine LLM Visual Prompt based on VLM Feedback

```
decomposition_feedback = f"""
```

Decomposition Quality Score: {decomposition_quality:.4f}

- This score reflects how well the original S , T , M breakdown captures the metaphor's meaning.
- A low score suggests the decomposition might be inaccurate or incomplete.

```
"""
```

```
feedback_prompt = f"""\
```

Original Metaphor: "{original_metaphor}"

- Source (S): {s}
- Target (T): {t}
- Meaning (M): {m}

```
{decomposition_feedback}
```

Current Image Generation Prompt: "{current_prompt}"

Evaluation Feedback:

Overall Reward: {reward:.4f}

Individual Scores:

```
{scores_summary}
```

```

Perceived by VLM from the last generated image:
- Perceived Source (S'): {s_prime if s_prime else 'Not identified'}
- Perceived Target (T'): {t_prime if t_prime else 'Not identified'}
- Perceived Meaning (M'): {m_prime if m_prime else 'Not interpreted'}

Task: Based on this feedback, suggest a revised image generation prompt.
The new prompt should aim to:
1. Better represent the original Source (S), Target (T), and Meaning (M) in the image.
2. Address any weaknesses indicated by the scores (e.g., if S' is different from S, or if M' misaligns with M).
3. If the decomposition quality is low, focus on the most reliable aspects of the S, T, M breakdown.

Provide only the new, revised image generation prompt as a single string. Do not include any other explanatory text or labels, and the prompt MUST be 77 tokens or less.
"""

```

D User Study Instructions

We evaluated human preference and metaphor understanding on a subset of test metaphors. For each metaphor, annotators viewed multiple anonymized images generated by different systems. They completed two 5-point Likert ratings: Metaphor Alignment (how well the image conveys the intended figurative meaning) and Source/Target Representation (how clearly the concrete Source is depicted and how well it evokes the abstract Target), and then selected a single Best Image.

Instructions: Evaluating Metaphor-embedded Images

Overview

You will evaluate images that were generated for metaphorical sentences (e.g., "I've reached my boiling point."). For each sentence you'll see 6 candidate images.

For every image, answer two 1-5 ratings, then choose the single best image for that sentence.

- Q1. Relevance to the metaphor's meaning (1-5)
- Q2. Source-Target representation (1-5)
- Q3. Best overall image for the metaphor (pick one)

Please base your judgments on the figurative meaning of the metaphor, not the literal words or the visual style.

Key terms

Target domain: the abstract idea the metaphor is about (what you're trying to understand).
Source domain: the concrete, familiar thing used to explain the target.
Example: "Time is money," Target = time (abstract), Source = money (concrete).

Q1. Relevance to the metaphor's figurative meaning (1-5)

How well does the image convey what the metaphor means, not just what it says? Use these anchors:

- 1 — **Not at all:** Unrelated, or only depicts the literal words with no figurative meaning.
- 2 — **Slightly:** Hints at the topic but the intended figurative meaning is unclear.
- 3 — **Moderately:** Conveys part of the figurative meaning; requires effort to infer.
- 4 — **Very:** Clearly communicates the intended figurative meaning, with minor gaps.
- 5 — **Extremely:** Unmistakably conveys the intended figurative meaning.

Example ("I've reached my boiling point" = "I am very angry"):

- 5: A person depicted like a kettle with steam blasting from the head/ears.
- 4: An angry person with strong "heat/steam" cues implying anger.
- 2: A pot of water boiling, no person or anger cues.
- 1: A beach sunset.

Q2. Source-Target representation (1-5)

Considering the metaphor's source and target domains, how well are both present and connected in the image?

- 1 — **Neither domain is visible/identifiable.**
- 2 — **Only one domain is visible,** or both appear but with no clear relationship.
- 3 — **Both present but one is weak/ambiguous;** the relationship is only somewhat implied.
- 4 — **Both clear with an evident interaction/mapping;** minor ambiguity.
- 5 — **Both clear and explicitly connected** (e.g., interaction, blending, transformation that makes the mapping obvious).

Example ("Time is money"):

- 5: A wallet leaking clock faces; paying with calendar pages.
- 4: A clock integrated into coins/notes showing exchange.
- 3: A clock and coins side-by-side, weak or no interaction.
- 2: Only a clock or only money.
- 1: Neither time nor money cues.

Tip: Judge the mapping between source and target (how the image shows one explaining the other), not aesthetic quality.

Q3. Pick the best image

Among the images for the same sentence, choose the one that best communicates the metaphor's figurative meaning.

Tie-breakers: prefer clearer source-target mapping; then overall clarity.

General guidelines

- **Focus on meaning, not style.** Ignore realism, lighting, or beauty unless they prevent understanding.
- **Text in images:** Do not reward images that simply repeat the sentence as text. Imagery should carry the meaning.
- **Rate each image independently;** do not compare images across different sentences.
- If you don't understand the metaphor, you can search its meaning online.

Thank you for your careful ratings!

(a) User study instructions

(b) User study instructions continued

Figure 7: User study instructions provided to the participants.

NeurIPS Paper Checklist

1. Claims

Question: Do the main claims made in the abstract and introduction accurately reflect the paper's contributions and scope?

Answer: [\[Yes\]](#)

Justification: Section 3 discusses related experiments and results claimed in the abstract and introduction in full detail. The conclusion supports the paper's contributions and scope.

Guidelines:

- The answer NA means that the abstract and introduction do not include the claims made in the paper.
- The abstract and/or introduction should clearly state the claims made, including the contributions made in the paper and important assumptions and limitations. A No or NA answer to this question will not be perceived well by the reviewers.
- The claims made should match theoretical and experimental results, and reflect how much the results can be expected to generalize to other settings.
- It is fine to include aspirational goals as motivation as long as it is clear that these goals are not attained by the paper.

2. Limitations

Question: Does the paper discuss the limitations of the work performed by the authors?

Answer: [\[Yes\]](#)

Justification: Section 3.3 and the **Limitations** paragraph discuss them in detail.

Guidelines:

- The answer NA means that the paper has no limitation while the answer No means that the paper has limitations, but those are not discussed in the paper.
- The authors are encouraged to create a separate "Limitations" section in their paper.
- The paper should point out any strong assumptions and how robust the results are to violations of these assumptions (e.g., independence assumptions, noiseless settings, model well-specification, asymptotic approximations only holding locally). The authors should reflect on how these assumptions might be violated in practice and what the implications would be.
- The authors should reflect on the scope of the claims made, e.g., if the approach was only tested on a few datasets or with a few runs. In general, empirical results often depend on implicit assumptions, which should be articulated.
- The authors should reflect on the factors that influence the performance of the approach. For example, a facial recognition algorithm may perform poorly when image resolution is low or images are taken in low lighting. Or a speech-to-text system might not be used reliably to provide closed captions for online lectures because it fails to handle technical jargon.
- The authors should discuss the computational efficiency of the proposed algorithms and how they scale with dataset size.
- If applicable, the authors should discuss possible limitations of their approach to address problems of privacy and fairness.
- While the authors might fear that complete honesty about limitations might be used by reviewers as grounds for rejection, a worse outcome might be that reviewers discover limitations that aren't acknowledged in the paper. The authors should use their best judgment and recognize that individual actions in favor of transparency play an important role in developing norms that preserve the integrity of the community. Reviewers will be specifically instructed to not penalize honesty concerning limitations.

3. Theory assumptions and proofs

Question: For each theoretical result, does the paper provide the full set of assumptions and a complete (and correct) proof?

Answer: [\[NA\]](#)

Justification: The paper does not include theoretical results.

Guidelines:

- The answer NA means that the paper does not include theoretical results.
- All the theorems, formulas, and proofs in the paper should be numbered and cross-referenced.
- All assumptions should be clearly stated or referenced in the statement of any theorems.
- The proofs can either appear in the main paper or the supplemental material, but if they appear in the supplemental material, the authors are encouraged to provide a short proof sketch to provide intuition.
- Inversely, any informal proof provided in the core of the paper should be complemented by formal proofs provided in appendix or supplemental material.
- Theorems and Lemmas that the proof relies upon should be properly referenced.

4. Experimental result reproducibility

Question: Does the paper fully disclose all the information needed to reproduce the main experimental results of the paper to the extent that it affects the main claims and/or conclusions of the paper (regardless of whether the code and data are provided or not)?

Answer: [\[Yes\]](#)

Justification: Appendix A and C include detailed experimental setup, prompt templates and hyperparameter settings used in our work.

Guidelines:

- The answer NA means that the paper does not include experiments.
- If the paper includes experiments, a No answer to this question will not be perceived well by the reviewers: Making the paper reproducible is important, regardless of whether the code and data are provided or not.
- If the contribution is a dataset and/or model, the authors should describe the steps taken to make their results reproducible or verifiable.
- Depending on the contribution, reproducibility can be accomplished in various ways. For example, if the contribution is a novel architecture, describing the architecture fully might suffice, or if the contribution is a specific model and empirical evaluation, it may be necessary to either make it possible for others to replicate the model with the same dataset, or provide access to the model. In general, releasing code and data is often one good way to accomplish this, but reproducibility can also be provided via detailed instructions for how to replicate the results, access to a hosted model (e.g., in the case of a large language model), releasing of a model checkpoint, or other means that are appropriate to the research performed.
- While NeurIPS does not require releasing code, the conference does require all submissions to provide some reasonable avenue for reproducibility, which may depend on the nature of the contribution. For example
 - (a) If the contribution is primarily a new algorithm, the paper should make it clear how to reproduce that algorithm.
 - (b) If the contribution is primarily a new model architecture, the paper should describe the architecture clearly and fully.
 - (c) If the contribution is a new model (e.g., a large language model), then there should either be a way to access this model for reproducing the results or a way to reproduce the model (e.g., with an open-source dataset or instructions for how to construct the dataset).
 - (d) We recognize that reproducibility may be tricky in some cases, in which case authors are welcome to describe the particular way they provide for reproducibility. In the case of closed-source models, it may be that access to the model is limited in some way (e.g., to registered users), but it should be possible for other researchers to have some path to reproducing or verifying the results.

5. Open access to data and code

Question: Does the paper provide open access to the data and code, with sufficient instructions to faithfully reproduce the main experimental results, as described in supplemental material?

Answer: [No]

Justification: The code will be published upon the paper's acceptance.

Guidelines:

- The answer NA means that paper does not include experiments requiring code.
- Please see the NeurIPS code and data submission guidelines (<https://nips.cc/public/guides/CodeSubmissionPolicy>) for more details.
- While we encourage the release of code and data, we understand that this might not be possible, so “No” is an acceptable answer. Papers cannot be rejected simply for not including code, unless this is central to the contribution (e.g., for a new open-source benchmark).
- The instructions should contain the exact command and environment needed to run to reproduce the results. See the NeurIPS code and data submission guidelines (<https://nips.cc/public/guides/CodeSubmissionPolicy>) for more details.
- The authors should provide instructions on data access and preparation, including how to access the raw data, preprocessed data, intermediate data, and generated data, etc.
- The authors should provide scripts to reproduce all experimental results for the new proposed method and baselines. If only a subset of experiments are reproducible, they should state which ones are omitted from the script and why.
- At submission time, to preserve anonymity, the authors should release anonymized versions (if applicable).
- Providing as much information as possible in supplemental material (appended to the paper) is recommended, but including URLs to data and code is permitted.

6. Experimental setting/details

Question: Does the paper specify all the training and test details (e.g., data splits, hyperparameters, how they were chosen, type of optimizer, etc.) necessary to understand the results?

Answer: [Yes]

Justification: Appendix A and C include detailed experimental setup, prompt templates and hyperparameter settings used in our work.

Guidelines:

- The answer NA means that the paper does not include experiments.
- The experimental setting should be presented in the core of the paper to a level of detail that is necessary to appreciate the results and make sense of them.
- The full details can be provided either with the code, in appendix, or as supplemental material.

7. Experiment statistical significance

Question: Does the paper report error bars suitably and correctly defined or other appropriate information about the statistical significance of the experiments?

Answer: [No]

Justification: The statistical significance tests were not carried out since they are not relevant here.

Guidelines:

- The answer NA means that the paper does not include experiments.
- The authors should answer "Yes" if the results are accompanied by error bars, confidence intervals, or statistical significance tests, at least for the experiments that support the main claims of the paper.
- The factors of variability that the error bars are capturing should be clearly stated (for example, train/test split, initialization, random drawing of some parameter, or overall run with given experimental conditions).
- The method for calculating the error bars should be explained (closed form formula, call to a library function, bootstrap, etc.)
- The assumptions made should be given (e.g., Normally distributed errors).

- It should be clear whether the error bar is the standard deviation or the standard error of the mean.
- It is OK to report 1-sigma error bars, but one should state it. The authors should preferably report a 2-sigma error bar than state that they have a 96% CI, if the hypothesis of Normality of errors is not verified.
- For asymmetric distributions, the authors should be careful not to show in tables or figures symmetric error bars that would yield results that are out of range (e.g. negative error rates).
- If error bars are reported in tables or plots, The authors should explain in the text how they were calculated and reference the corresponding figures or tables in the text.

8. Experiments compute resources

Question: For each experiment, does the paper provide sufficient information on the computer resources (type of compute workers, memory, time of execution) needed to reproduce the experiments?

Answer: [Yes]

Justification: The paper includes the computational resources required to run the experiments in Appendix A.

Guidelines:

- The answer NA means that the paper does not include experiments.
- The paper should indicate the type of compute workers CPU or GPU, internal cluster, or cloud provider, including relevant memory and storage.
- The paper should provide the amount of compute required for each of the individual experimental runs as well as estimate the total compute.
- The paper should disclose whether the full research project required more compute than the experiments reported in the paper (e.g., preliminary or failed experiments that didn't make it into the paper).

9. Code of ethics

Question: Does the research conducted in the paper conform, in every respect, with the NeurIPS Code of Ethics <https://neurips.cc/public/EthicsGuidelines>?

Answer: [Yes]

Justification: The paper conforms with the Code of Ethics.

Guidelines:

- The answer NA means that the authors have not reviewed the NeurIPS Code of Ethics.
- If the authors answer No, they should explain the special circumstances that require a deviation from the Code of Ethics.
- The authors should make sure to preserve anonymity (e.g., if there is a special consideration due to laws or regulations in their jurisdiction).

10. Broader impacts

Question: Does the paper discuss both potential positive societal impacts and negative societal impacts of the work performed?

Answer: [NA]

Justification: The paper mainly focuses on the creative abilities of generative AI models and is not related to the societal impact.

Guidelines:

- The answer NA means that there is no societal impact of the work performed.
- If the authors answer NA or No, they should explain why their work has no societal impact or why the paper does not address societal impact.
- Examples of negative societal impacts include potential malicious or unintended uses (e.g., disinformation, generating fake profiles, surveillance), fairness considerations (e.g., deployment of technologies that could make decisions that unfairly impact specific groups), privacy considerations, and security considerations.

- The conference expects that many papers will be foundational research and not tied to particular applications, let alone deployments. However, if there is a direct path to any negative applications, the authors should point it out. For example, it is legitimate to point out that an improvement in the quality of generative models could be used to generate deepfakes for disinformation. On the other hand, it is not needed to point out that a generic algorithm for optimizing neural networks could enable people to train models that generate Deepfakes faster.
- The authors should consider possible harms that could arise when the technology is being used as intended and functioning correctly, harms that could arise when the technology is being used as intended but gives incorrect results, and harms following from (intentional or unintentional) misuse of the technology.
- If there are negative societal impacts, the authors could also discuss possible mitigation strategies (e.g., gated release of models, providing defenses in addition to attacks, mechanisms for monitoring misuse, mechanisms to monitor how a system learns from feedback over time, improving the efficiency and accessibility of ML).

11. Safeguards

Question: Does the paper describe safeguards that have been put in place for responsible release of data or models that have a high risk for misuse (e.g., pretrained language models, image generators, or scraped datasets)?

Answer: [NA]

Justification: The paper does not release models or datasets.

Guidelines:

- The answer NA means that the paper poses no such risks.
- Released models that have a high risk for misuse or dual-use should be released with necessary safeguards to allow for controlled use of the model, for example by requiring that users adhere to usage guidelines or restrictions to access the model or implementing safety filters.
- Datasets that have been scraped from the Internet could pose safety risks. The authors should describe how they avoided releasing unsafe images.
- We recognize that providing effective safeguards is challenging, and many papers do not require this, but we encourage authors to take this into account and make a best faith effort.

12. Licenses for existing assets

Question: Are the creators or original owners of assets (e.g., code, data, models), used in the paper, properly credited and are the license and terms of use explicitly mentioned and properly respected?

Answer: [Yes]

Justification: Existing assets used in the paper are credited and adhere to the licenses mentioned.

Guidelines:

- The answer NA means that the paper does not use existing assets.
- The authors should cite the original paper that produced the code package or dataset.
- The authors should state which version of the asset is used and, if possible, include a URL.
- The name of the license (e.g., CC-BY 4.0) should be included for each asset.
- For scraped data from a particular source (e.g., website), the copyright and terms of service of that source should be provided.
- If assets are released, the license, copyright information, and terms of use in the package should be provided. For popular datasets, paperswithcode.com/datasets has curated licenses for some datasets. Their licensing guide can help determine the license of a dataset.
- For existing datasets that are re-packaged, both the original license and the license of the derived asset (if it has changed) should be provided.

- If this information is not available online, the authors are encouraged to reach out to the asset’s creators.

13. **New assets**

Question: Are new assets introduced in the paper well documented and is the documentation provided alongside the assets?

Answer: [NA]

Justification: No new assets are introduced.

Guidelines:

- The answer NA means that the paper does not release new assets.
- Researchers should communicate the details of the dataset/code/model as part of their submissions via structured templates. This includes details about training, license, limitations, etc.
- The paper should discuss whether and how consent was obtained from people whose asset is used.
- At submission time, remember to anonymize your assets (if applicable). You can either create an anonymized URL or include an anonymized zip file.

14. **Crowdsourcing and research with human subjects**

Question: For crowdsourcing experiments and research with human subjects, does the paper include the full text of instructions given to participants and screenshots, if applicable, as well as details about compensation (if any)?

Answer: [Yes]

Justification: The user study is discussed in Section 3.2 and the participant instructions are outlined in Appendix D.

Guidelines:

- The answer NA means that the paper does not involve crowdsourcing nor research with human subjects.
- Including this information in the supplemental material is fine, but if the main contribution of the paper involves human subjects, then as much detail as possible should be included in the main paper.
- According to the NeurIPS Code of Ethics, workers involved in data collection, curation, or other labor should be paid at least the minimum wage in the country of the data collector.

15. **Institutional review board (IRB) approvals or equivalent for research with human subjects**

Question: Does the paper describe potential risks incurred by study participants, whether such risks were disclosed to the subjects, and whether Institutional Review Board (IRB) approvals (or an equivalent approval/review based on the requirements of your country or institution) were obtained?

Answer: [NA]

Justification: There are no potential risks; however, ethics approval was taken from the organization before the study.

Guidelines:

- The answer NA means that the paper does not involve crowdsourcing nor research with human subjects.
- Depending on the country in which research is conducted, IRB approval (or equivalent) may be required for any human subjects research. If you obtained IRB approval, you should clearly state this in the paper.
- We recognize that the procedures for this may vary significantly between institutions and locations, and we expect authors to adhere to the NeurIPS Code of Ethics and the guidelines for their institution.
- For initial submissions, do not include any information that would break anonymity (if applicable), such as the institution conducting the review.

16. Declaration of LLM usage

Question: Does the paper describe the usage of LLMs if it is an important, original, or non-standard component of the core methods in this research? Note that if the LLM is used only for writing, editing, or formatting purposes and does not impact the core methodology, scientific rigorousness, or originality of the research, declaration is not required.

Answer: [Yes]

Justification: The paper is about the creative abilities of generative AI models.

Guidelines:

- The answer NA means that the core method development in this research does not involve LLMs as any important, original, or non-standard components.
- Please refer to our LLM policy (<https://neurips.cc/Conferences/2025/LLM>) for what should or should not be described.