

Highlights

Frequency-adaptive tensor neural networks for high-dimensional multi-scale problems

Jizu Huang, Rukang You, Tao Zhou

- The training dynamics of Tensor Neural Networks (TNNs) are shown to be influenced by the Frequency Principle, as revealed by a Fourier-based analysis.
- We improve the expressivity of TNNs for high-dimensional multi-scale problems by integrating random Fourier features.
- We develop a frequency-adaptive TNNs algorithm that efficiently extracts frequency features of high-dimensional functions by leveraging the intrinsic tensor structure.

Frequency-adaptive tensor neural networks for high-dimensional multi-scale problems

Jizu Huang^{a,b}, Rukang You^{a,b}, Tao Zhou^a

^aSKLMS, Academy of Mathematics and Systems Science, Chinese Academy of Sciences, Beijing, 100190, PR China.

^bSchool of Mathematical Sciences, University of Chinese Academy of Sciences, Beijing 100190, PR China.

Abstract

Tensor neural networks (TNNs) have demonstrated their superiority in solving high-dimensional problems. However, similar to conventional neural networks, TNNs are also influenced by the Frequency Principle, which limits their ability to accurately capture high-frequency features of the solution. In this work, we analyze the training dynamics of TNNs by Fourier analysis and enhance their expressivity for high-dimensional multi-scale problems by incorporating random Fourier features. Leveraging the inherent tensor structure of TNNs, we further propose a novel approach to extract frequency features of high-dimensional functions by performing the Discrete Fourier Transform to one-dimensional component functions. This strategy effectively mitigates the curse of dimensionality. Building on this idea, we propose a frequency-adaptive TNNs algorithm, which significantly improves the ability of TNNs in solving complex multi-scale problems. Extensive numerical experiments are performed to validate the effectiveness and robustness of the proposed frequency-adaptive TNNs algorithm.

Keywords: Tensor neural networks; High-dimensional; Multi-scale; Frequency principle; Frequency-adaptive.

1. Introduction

Building upon their groundbreaking achievements in computer vision [1], speech recognition [2], and natural language processing [3–5], deep neural networks (DNNs) have emerged as a promising paradigm for scientific computing, particularly in solving partial differential equations (PDEs) [6–16]. Despite this promise, DNNs-based methods still face significant theoretical and computational challenges compared to traditional numerical methods such as the finite element and finite volume methods. In particular, they often struggle to achieve high-fidelity solutions for multi-scale problems, especially in high-dimensional settings. Although DNNs are theoretically capable of approximating high-dimensional functions, their practical application is frequently limited by prohibitive training costs and insufficient approximation accuracy. These difficulties have spurred an increasing interest in developing novel network architectures that simultaneously improve computational scalability, training efficiency, and solution accuracy. A further critical challenge arises from the well-known Frequency Principle (F-Principle), or spectral bias [17–21], which states that DNNs tend to learn low-frequency components of a target function earlier during training. This inherent bias limits the ability of DNNs to efficiently capture high-frequency features, posing significant obstacles to solving high-dimensional multi-scale problems characterized by a broad frequency spectrum.

In recent years, DNNs and tensor decomposition methods have both achieved significant success in addressing the curse of dimensionality in solving high-dimensional PDEs [6, 8, 10, 22, 23]. The pioneering work in [10] introduced a DNNs-based algorithm capable of solving various classes of high-dimensional PDEs. While their numerical experiments demonstrated the method's computational efficiency, they also revealed a concerning limitation: the accuracy improvement diminishes significantly with increasing network depth. This limitation has motivated extensive research aimed at enhancing the accuracy and convergence

*Corresponding Author

properties of DNNs-based PDE solvers [24]. In parallel, tensor decomposition methods, including CAN-DECOMP/PARAFAC (CP) [25], Tucker decomposition [26], and Tensor Train (TT) decomposition [27], have emerged as powerful alternatives. These methods leverage the fundamental insight that solutions to high-dimensional PDEs often lie on low-dimensional manifolds [28, 29], thereby enabling effective dimensionality reduction without sacrificing solution accuracy. Despite their distinct origins, recent studies have revealed a deep connection between DNNs and tensor-based approaches. Notable developments in this direction include tensorizing neural networks [30], multiple-input operators [31], and physics-informed Tensor Neural Networks (TNNs) frameworks [32, 33] inspired by Physics-Informed Neural Networks (PINNs) [14], among others. These advances contribute to improving the efficiency and scalability of neural network approaches for solving high-dimensional PDEs, particularly in cases without pronounced multi-scale features.

Due to F-Principle, the solutions to multi-scale problems obtained using DNNs are often of low accuracy. To address this issue, multi-scale Deep Neural Networks (MscaledNNs) [34, 35] employ a radial down-scaling mapping in the frequency domain. This radial mapping is independent of dimensionality, making MscaledNNs particularly well-suited for high-dimensional problems. Another effective strategy is the use of Fourier feature mapping [36] or random Fourier feature mapping [37], both of which enhance a network’s ability to capture high-frequency components by transforming the original low-frequency input into a richer frequency space. However, both approaches involve several pre-defined parameters, and their performance is sensitive to the choice of these parameters. To address this limitation, Huang et al. [38] proposed frequency-adaptive MscaledNNs, based on a rigorous analysis of the approximation error about DNNs. Leveraging the Discrete Fourier Transform (DFT), this adaptive approach dynamically adjusts the frequency features during training, thereby improving both robustness and accuracy for multi-scale problems. It is also worth noting that both the radial down-scaling mapping and Fourier feature mapping can be naturally extended to TNNs, as demonstrated in [37]. Such extensions can significantly enhance the performance of TNNs in solving high-dimensional multi-scale problems, though they remain sensitive to parameter choices.

This work focuses on the design of TNNs for solving high-dimensional multi-scale problems. Building upon PINNs and functional tensor decompositions [32], we introduce two architectures: Canonical Polyadic decomposition-based PINNs (CP-PINNs) and Tensor Train decomposition-based PINNs (TT-PINNs). Inspired by the analysis in [18], we prove that TNNs, similar to standard DNNs, are also affected by the F-Principle. This inherent spectral bias limits the ability of TNNs to efficiently capture high-frequency features, a limitation further confirmed by our numerical experiments. To enhance the performance of TNNs on high-dimensional multi-scale problems, we first incorporate random Fourier feature mapping. When the parameters of the Fourier mapping are properly chosen, this combination significantly improves the accuracy of TNNs. However, the effectiveness of this approach still depends heavily on the selection of these pre-defined parameters. To eliminate this dependency, we propose a novel frequency-adaptive TNNs algorithm, inspired by the work of [38]. In this approach, frequency features are adaptively identified by applying the DFT to the component functions of the TNNs. Since these component functions are one-dimensional, the computational cost of performing the DFT is significantly lower than that of applying it to the high-dimensional output of the full network, effectively mitigating the curse of dimensionality. We observe that the resulting frequency set is oversampled and may contain noise. Nonetheless, numerical experiments demonstrate that the proposed frequency-adaptive TNNs algorithm substantially improves the accuracy of TNNs, reducing the solution error by up to two or three orders of magnitude.

The remainder of the paper is organized as follows. Section 2 introduces two TNNs architectures and investigates their F-Principle behavior, based on the Kolmogorov r -width structure of high-dimensional PDE solutions. Section 3 integrates random Fourier features into the TNNs framework to address multi-scale problems. Section 4 presents the frequency-adaptive TNNs algorithm. Section 5 provides a comprehensive numerical evaluation using a set of high-dimensional benchmark problems. Finally, section 6 summarizes the key findings and contributions of this work.

2. Tensor Neural Networks and their Frequency Principle

High-dimensional PDEs, especially those arising in multi-scale physical systems, often admit solutions that lie close to low-rank manifolds within suitable function spaces. This intrinsic low-rank structure motivates the development of neural network architectures capable of efficiently capturing and exploiting such properties. In section 2.1, we further illustrate this phenomenon using the concept of Kolmogorov

r -width, demonstrating that solutions to high-dimensional PDEs can often be accurately approximated by low-rank representations. Building on this insight, section 2.2 introduces TNNs, which extend the PINNs framework by incorporating classical tensor low-rank decompositions. We present two variants of TNNs: CP-PINNs and TT-PINNs. These architectures are particularly well-suited for capturing low-rank structures in high-dimensional settings and offer enhanced representational efficiency over conventional neural networks. In section 2.3, we investigate the spectral bias, also known as the F-Principle [17, 19], of TNNs and provide a theoretical explanation of this behavior.

2.1. Low-rank Representation of High-dimensional Functions

The low-rank structure of solutions to high-dimensional PDEs in infinite-dimensional function spaces has been discussed in [28, 29]. For an elliptic equation $\mathcal{L}u = f$, we define the associated solution manifold as:

$$\mathfrak{M} := \{u_f : \mathcal{L}u_f = f, f \in \mathfrak{F}\},$$

where \mathcal{L} is the differential operator and \mathfrak{F} denotes the set of admissible source terms. To reduce the complexity of representing high-dimensional functions, we approximate the manifold $\mathfrak{M} \subset V$ by a low-rank nonlinear manifold in a tensor Banach space V , as discussed in [39]. The space V is typically endowed with a tensor product structure:

$$V := V_1 \otimes V_2 \otimes \cdots \otimes V_d,$$

where each V_j is a normed space corresponding to the j -th variable. As proved in [39], the set of tensors with a fixed Tucker rank forms an immersed sub-manifold of V , and moreover, there exists a best approximation in the Tucker format (see Corollary 4.18 therein).

Inspired by this result, we assume that the solution u_f can be approximated using the following CP decomposition:

$$u_f(x_1, x_2, \dots, x_d) \approx u'_f := \sum_{\alpha=1}^r u_{1,\alpha}(x_1)u_{2,\alpha}(x_2) \cdots u_{d,\alpha}(x_d),$$

where each function $u_{j,\alpha} \in V_j$, $\alpha = 1, \dots, r$. Define the rank- r manifold as:

$$\mathfrak{M}_r = \left\{ \sum_{\alpha=1}^r u_{1,\alpha}(x_1)u_{2,\alpha}(x_2) \cdots u_{d,\alpha}(x_d) \mid u_{j,\alpha} \in V_j, u_{j,\alpha} \neq 0, \alpha = 1, \dots, r, j = 1, \dots, d \right\}.$$

The Kolmogorov r -width in the space V is defined by

$$d_r(\mathfrak{M}, V) := \inf_{\mathfrak{M}_r \subset V} \sup_{u_f \in \mathfrak{M}} \inf_{u'_f \in \mathfrak{M}_r} \|u_f - u'_f\|_V,$$

which is commonly used to quantify the approximation capacity of rank- r subsets and assess the quality of low-rank approximations to \mathfrak{M} . Here:

- $d_r(\mathfrak{M}, V)$ measures the worst-case error of best rank- r approximation to the elements of \mathfrak{M} using functions from \mathfrak{M}_r ;
- A rapid decay of d_r (e.g., exponential decay) indicates that $u_f \in \mathfrak{M}$ lies near a rank- r manifold.

The Kolmogorov r -width serves as a rigorous measure of the compressibility of the solution manifold \mathfrak{M} . A small r -width implies that high-dimensional functions can be effectively approximated using low-rank structures, such as reduced basis methods [40], tensor decompositions [41], or separable neural networks [42], particularly in the context of parameterized and high-dimensional PDEs. Remarkably, this favorable low-rank behavior is often preserved even for nonlinear PDEs, provided the solution operator possesses sufficient regularity, such as compactness or Lipschitz continuity with respect to separable variations in the input data. This observation helps to explain the empirical success of the TNNs-based methods proposed in this work, especially in their ability to capture the intrinsic structure of high-dimensional solution manifolds while significantly reducing computational complexity.

2.2. Tensor Neural Networks

An effective approach for approximating multivariate functions, particularly in high-dimensional settings, is the separation of variables. A classical method for implementing this idea is tensor decomposition, which represents high-dimensional functions as outer products of univariate functions, a technique commonly known as *functional tensor decomposition*. In this work, we focus on two widely used tensor decomposition formats, the CP decomposition [25] and the TT decomposition [27], to construct TNNs. As shown in Figure 1, each component function of these tensor decompositions is approximated by an individual neural network. Moreover, we illustrate how these decompositions can be seamlessly integrated into the PINNs framework [32], enabling efficient approximation of solutions to high-dimensional PDEs.

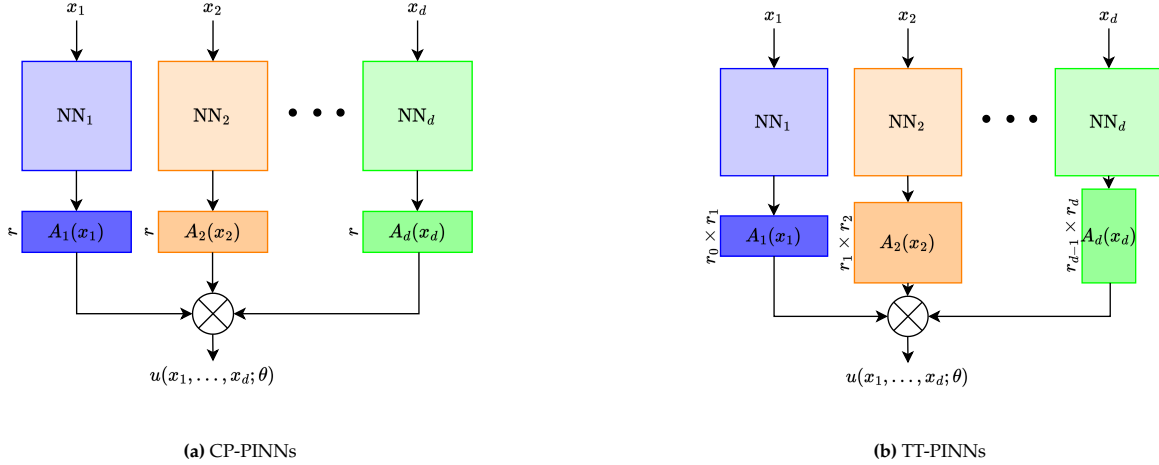


Figure 1: In TNNs, each component function, corresponding to a single variable, is approximated by an individual neural network. The resulting outputs are then combined according to (a) the CP and (b) the TT decomposition.

CP decomposition decomposes a tensor of order d into d factor components with a specified rank r [25]. For a multivariate function $u(x_1, x_2, \dots, x_d)$, the functional CP decomposition takes the form

$$u(x_1, x_2, \dots, x_d) \approx [\mathbf{A}_1(x_1) \odot \mathbf{A}_2(x_2) \cdots \odot \mathbf{A}_d(x_d)] \cdot \mathbf{1}_r, \quad (2.1)$$

where each factor component $\mathbf{A}_j(x_j) := (u_{j,1}(x_j), \dots, u_{j,r}(x_j)) \in \mathbb{R}^r$ for $j = 1, \dots, d$, $\mathbf{1}_r$ is an r -dimensional column vector with all entries equal to 1, \odot denotes the Hadamard (element-wise) product, and \cdot represents the inner vector product. This decomposition (2.1) can be incorporated into the TNNs-based PINNs framework, as illustrated in Figure 1a, resulting in the CP-PINNs architecture. To further enhance the approximation ability of CP-PINNs, we can replace the fixed vector $\mathbf{1}_r$ with a trainable parameter vector $\mathbf{W} \in \mathbb{R}^d$.

TT decomposition represents a high-dimensional tensor as a sequence of low-dimensional tensors (cores) connected in a chain-like structure, hence the name "train" [27]. For a multivariate function $u(x_1, x_2, \dots, x_d)$, the functional TT decomposition is expressed as:

$$u(x_1, x_2, \dots, x_d) \approx \mathbf{A}_1(x_1) \times_1 \mathbf{A}_2(x_2) \times_1 \cdots \times_1 \mathbf{A}_d(x_d), \quad (2.2)$$

where \times_1 denotes the contracted product, and each core is given by $\mathbf{A}_j(x_j) := (u_{j,\alpha_1,\alpha_2}(x_j)) \in \mathbb{R}^{r_{j-1} \times r_j}$. The multi-TT ranks are r_0, r_1, \dots, r_d with $r_0 = r_d = 1$. The contracted product \times_1 refers to the contraction of the last index of the first core tensor with the first index of the second core tensor. In contrast to the CP decomposition, the TT decomposition establishes explicit connections between the tensors associated with adjacent dimensions, improving numerical stability and expressiveness. This decomposition (2.2) can be effectively integrated into the TNNs-based PINNs framework, as illustrated in Figure 1b, resulting in the TT-PINNs architecture.

Tensor product decomposition has been widely used to construct low-rank approximations of operators and functions [31–33, 43]. In particular, [32] introduces a class of architectures known as TNNs, which take

advantage of the expressive efficiency of low-rank tensor formats to approximate high-dimensional functions with reduced parameter complexity. This makes TNNs especially well-suited for solving high-dimensional PDEs that exhibit low-rank structures. Notably, TNNs have demonstrated significant advantages in capturing key features of high-dimensional solutions and in mitigating the curse of dimensionality, which often arises in high-dimensional integration and function approximation tasks [33, 43]. However, their performance in addressing high-dimensional PDEs with significant high-frequency components remains largely unexplored, an issue that will be thoroughly investigated in this work.

2.3. Frequency Principle of Tensor Neural Networks

The F-Principle [18–21], also known as spectral bias [17], has been extensively studied in classical neural networks for solving PDEs with high-frequency components. Since TNNs share many architectural similarities with standard feedforward networks, they also exhibit a similar tendency to prioritize low-frequency components when approximating multi-scale solutions. To investigate this phenomenon, we introduce a toy model that illustrates how this frequency bias manifests in TNNs and why it hampers their ability to accurately capture high-frequency features. In this subsection, a theoretical explanation of this behavior is provided.

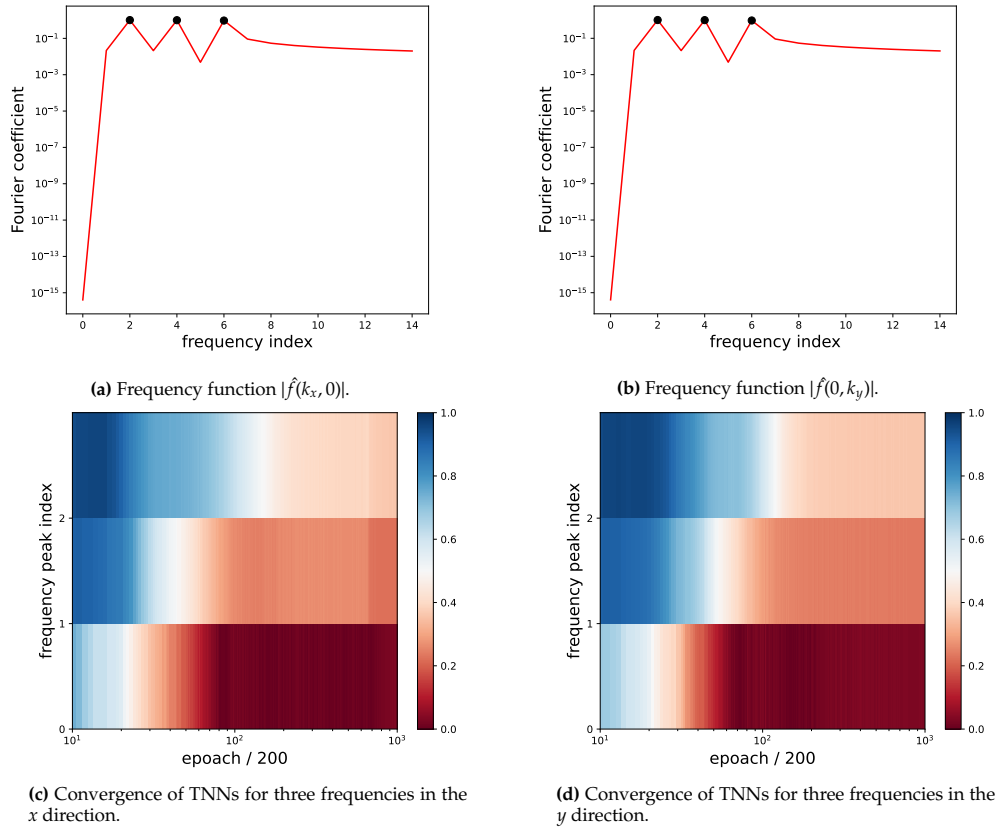


Figure 2: The frequency features of the fitting function (2.3) and the convergence of TNNs to their frequency features.

We consider the problem of fitting the following two-dimensional function:

$$f(x, y) = \sum_{i=1}^3 \sin(k_i x) + \sin(k_i y), \quad (2.3)$$

where $x, y \in [0, 2\pi]$, $k_1 = 2$, $k_2 = 4$, and $k_3 = 6$ represent three distinct frequency components in both the x - and y - directions. The Fourier coefficients of $f(x, y)$ are illustrated in Figures 2a and 2b, with the peaks marked at the corresponding frequencies $k_1 = 2$, $k_2 = 4$, and $k_3 = 6$. For the case $d = 2$, CP-PINNs and

TT-PINNs yield functionally equivalent representations. Therefore, we adopt a shallow neural network with architecture [1,100], using a separation rank $r = 100$ in the CP format. The corresponding TT format uses TT ranks $r_0 = r_2 = 1$, $r_1 = 100$, yielding an equivalent structure. The activation function is chosen as $\tanh(x)$, and training is performed using an initial learning rate of 0.001, decayed exponentially by a factor of 0.98 every 1,000 steps.

The evolution of the fitting errors for the three frequency peaks (low, medium, and high) along both spatial dimensions is shown in Figures 2c and 2d. These results reveal a distinct frequency-dependent convergence pattern: as training progresses, lower-frequency components converge first (visualized by the color transition from blue to red), followed sequentially by medium- and high-frequency components. This empirical finding directly supports the F-Principle, which states that neural networks preferentially learn low-frequency features before higher-frequency ones. Building on these observations and following [18], we establish a Fourier-domain theoretical framework to investigate the training dynamics of TNNs. For analytical tractability, we focus on a single hidden layer TNNs with \tanh activation function in a two-dimensional setting, defined as:

$$\Upsilon(x, y) = \sum_{j=1}^r a_j \tanh(w_{x,j}x + b_{x,j}) \cdot \tanh(w_{y,j}y + b_{y,j}).$$

The Fourier transform of $\Upsilon(x, y)$ is expressed as:

$$\mathcal{F}[\Upsilon](k_x, k_y) = \sum_{j=1}^r a_j \frac{\pi}{2} \frac{1}{|w_{x,j}w_{y,j}|} e^{i\left(\frac{k_x b_{x,j}}{w_{x,j}} + \frac{k_y b_{y,j}}{w_{y,j}}\right)} \left[|w_{x,j}| \delta(k_x) + \frac{i}{\sinh\left(\frac{\pi k_x}{2w_{x,j}}\right)} \right] \left[|w_{y,j}| \delta(k_y) + \frac{i}{\sinh\left(\frac{\pi k_y}{2w_{y,j}}\right)} \right].$$

We define the spectral error between the TNNs output and target function $f(x)$ as:

$$D(k_x, k_y) \triangleq \mathcal{F}[\Upsilon](k_x, k_y) - \mathcal{F}[f](k_x, k_y).$$

Applying Parseval's theorem, the loss function is equivalent in both the spectral and spatial domains:

$$Loss := \int_{\mathbb{R}^2} L(k_x, k_y) dk_x dk_y = \int_{\mathbb{R}^2} (\Upsilon(x, y) - f(x, y))^2 dx dy,$$

where $L(k_x, k_y) = |D(k_x, k_y)|^2$ and $|\cdot|$ denotes the complex modulus. To enable gradient-based optimization, we compute gradients of the loss with respect to all network parameters: $\Theta_j \triangleq \{w_{x,j}, w_{y,j}, b_{x,j}, b_{y,j}, a_j\}$ at each frequency point (k_x, k_y) in the spectral domain.

For the case where $w_{x,j} \neq 0$, $w_{y,j} \neq 0$, we express the spectral error in polar form as

$$D(k_x, k_y) := |D(k_x, k_y)| e^{i\theta(k_x, k_y)},$$

and simplify it as:

$$\begin{aligned} D(k_x, k_y) &= \sum_{j=1}^r 2\pi a_j \frac{-1}{|w_{x,j}w_{y,j}|} \frac{1}{\sinh(\pi k_x/2w_{x,j})} \frac{1}{\sinh(\pi k_y/2w_{y,j})} e^{i\left(\frac{k_x b_{x,j}}{w_{x,j}} + \frac{k_y b_{y,j}}{w_{y,j}}\right)} - \mathcal{F}[f](k_x, k_y) \\ &:= \sum_{j=1}^r \frac{a_j}{k_x k_y} D_j e^{i\theta_j} - \mathcal{F}[f](k_x, k_y), \end{aligned}$$

where $\theta_j = \frac{k_x b_{x,j}}{w_{x,j}} + \frac{k_y b_{y,j}}{w_{y,j}}$ and $D_j := D_j(z_x, z_y) = -2\pi \frac{|z_x|}{\sinh(\pi z_x/2)} \frac{|z_y|}{\sinh(\pi z_y/2)}$ with $(z_x, z_y) := \left(\frac{k_x}{w_{x,j}}, \frac{k_y}{w_{y,j}}\right)$. If we suppose $k_x/w_{x,j} > 0$ and $k_y/w_{y,j} > 0$, the gradient of the spectral loss $L(k_x, k_y)$ with respect to a_j is computed as:

$$\begin{aligned}
\frac{\partial L(k_x, k_y)}{\partial a_j} &= \overline{D(k_x, k_y)} \frac{\partial D(k_x, k_y)}{\partial a_j} + D(k_x, k_y) \frac{\partial \overline{D(k_x, k_y)}}{\partial a_j} \\
&= \frac{|D(k_x, k_y)| D_j}{k_x k_y} \left(e^{-i\theta(k_x, k_y)} e^{i\theta_j} + e^{i\theta(k_x, k_y)} e^{-i\theta_j} \right) \\
&= \frac{-4\pi}{|w_{x,j} w_{y,j}|} \exp\left(-\left|\frac{\pi k_x}{2w_{x,j}}\right| - \left|\frac{\pi k_y}{2w_{y,j}}\right|\right) \frac{1}{1 - \exp\left(-\frac{\pi k_x}{w_{x,j}}\right)} \frac{1}{1 - \exp\left(-\frac{\pi k_y}{w_{y,j}}\right)} |D(k_x, k_y)| \cos(\theta_j - \theta(k_x, k_y)).
\end{aligned} \tag{2.4}$$

Similar results hold when $k_x/w_{x,j} < 0$ or $k_y/w_{y,j} < 0$. The gradients of the spectral loss with respect to the remaining parameters, namely $\frac{\partial L(k_x, k_y)}{\partial w_{x,j}}$, $\frac{\partial L(k_x, k_y)}{\partial w_{y,j}}$, $\frac{\partial L(k_x, k_y)}{\partial b_{x,j}}$, and $\frac{\partial L(k_x, k_y)}{\partial b_{y,j}}$, can be derived in a similar fashion. The corresponding computational details are provided in Appendix A. In general, these gradients can be expressed as:

$$\left| \frac{\partial L(k_x, k_y)}{\partial \Theta_{jl}} \right| = |D(k_x, k_y)| G_{jl}(\Theta_j, k_x, k_y) H_x\left(\left|\frac{k_x}{w_{x,j}}\right|\right) H_y\left(\left|\frac{k_y}{w_{y,j}}\right|\right) \cos(\theta_j - \theta(k_x, k_y)),$$

where $H_x(z)$ and $H_y(z)$ decay exponentially to zero as the variable $z \rightarrow \infty$, and $0 < \underline{\lambda} \leq |G_{jl}(\Theta_j, k_x, k_y)| \leq \bar{\lambda}$.

The gradient of the total loss $Loss$ with respect to Θ_{jl} can be expressed as follows:

$$\frac{\partial Loss}{\partial \Theta_{jl}} = \int_{\mathbb{R}^2} \frac{\partial L(k_x, k_y)}{\partial \Theta_{jl}} dk_x dk_y \approx \sum_{k_x, k_y \in \mathbb{Z}} \frac{\partial L(k_x, k_y)}{\partial \Theta_{jl}}.$$

To evaluate the contribution of the frequency component (k_x, k_y) to the gradient of the total loss, we first present the following lemma.

Lemma 2.1. *For any bounded positive constants C_0, C_1 , and $C_2 \in \mathbb{R}/\{0\}$, $C_3 \in \mathbb{R}$, it holds that:*

$$\lim_{\delta \rightarrow 0^+} \frac{\mu\left(\left\{w \in [-\delta, \delta] : \left|\exp\left(\frac{C_1}{|w|}\right) \cos\left(\frac{C_2}{w} + C_3\right)\right| \geq C_0\right\}\right)}{2\delta} = 1,$$

where $\mu(\cdot)$ denotes the Lebesgue measure.

Proof. We first consider $C_2 > 0$, $C_3 = 0$, the proof can be completed in a similar manner for other situations.

For $|w| \in [\frac{C_2}{(n+1)\pi}, \frac{C_2}{n\pi}]$, we have

$$\left|\exp\left(\frac{C_1}{|w|}\right) \cos\left(\frac{C_2}{w} + C_3\right)\right| \geq \exp\left(\frac{C_1}{C_2} n\pi\right) \left|\cos\left(\frac{C_2}{w}\right)\right| = \tilde{c}_0 \exp(n) \left|\cos\left(\frac{C_2}{w}\right)\right|.$$

Due to $|\sin(x)| \geq |x|/2$ holding for $x \in [-\pi/2, \pi/2]$, we have

$$\left|\cos\left(\frac{C_2}{w}\right)\right| = \left|\sin\left(\frac{C_2}{w} - n\pi - \frac{\pi}{2}\right)\right| \geq \frac{1}{2} \left|\frac{C_2}{w} - n\pi - \frac{\pi}{2}\right|.$$

Let $\xi_n = \frac{C_0}{\tilde{c}_0} \exp(-n)$. For $|w| \in [\frac{C_2}{(n+1)\pi}, \frac{C_2}{(n+1/2)\pi+2\xi_n}]$ and $[\frac{C_2}{(n+1/2)\pi-2\xi_n}, \frac{C_2}{n\pi}]$ with n large enough, it follows that:

$$\left|\cos\left(\frac{C_2}{w}\right)\right| \geq \xi_n,$$

and

$$\left|\exp\left(\frac{C_1}{|w|}\right) \cos\left(\frac{C_2}{w} + C_3\right)\right| \geq C_0.$$

Therefore, it follows:

$$\begin{aligned}
& \lim_{\delta \rightarrow 0^+} \frac{\mu\left(\left\{w \in [-\delta, \delta] : \left|\exp\left(\frac{C_1}{|w|}\right) \cos\left(\frac{C_2}{w} + C_3\right)\right| \geq C_0\right\}\right)}{2\delta} \\
&= \lim_{n_0 \rightarrow +\infty} n_0 \pi \sum_{n=n_0}^{\infty} \frac{1}{(n+1/2)\pi + 2\xi_n} - \frac{1}{(n+1)\pi} + \frac{1}{n\pi} - \frac{1}{(n+1/2)\pi - 2\xi_n} \\
&= 1 - \lim_{n_0 \rightarrow +\infty} n_0 \pi \sum_{n=n_0}^{\infty} \frac{4\xi_n}{(n+1/2)^2\pi^2 - 4\xi_n^2} = 1,
\end{aligned}$$

where $n_0 = \lfloor \frac{C_2}{\delta\pi} \rfloor$. The above limitation completes the proof. \square

Theorem 2.1 generalizes Theorem 1 of [18], extending the analysis from standard DNNs to TNNs, and from one-dimensional to two-dimensional cases. Moreover, using Lemma 2.1, we provide a more concise proof to facilitate the extension of this result to higher-dimensional cases.

Theorem 2.1. Consider two-dimensional TNNs with one hidden layer using tanh function as the activation function and training parameters are all bounded. Assume that two bounded frequency points (k_x^1, k_y^1) and (k_x^2, k_y^2) satisfy $k_x^2 > k_x^1 > 0$, $k_y^2 > k_y^1 > 0$ and $b_{x,j}, b_{y,j} \neq 0$. If there exist $c_1, c_2 > 0$, such that $|D(k_x^1, k_y^1)| > c_1 > 0$, $|D(k_x^2, k_y^2)| < c_2$, we have

$$\lim_{\delta \rightarrow 0^+} \frac{\mu\left(\left\{(|w_{x,j}|, |w_{y,j}|) : \left|\frac{\partial L(k_x^1, k_y^1)}{\partial \Theta_{jl}}\right| \geq \left|\frac{\partial L(k_x^2, k_y^2)}{\partial \Theta_{jl}}\right| \text{ for all } j, l\right\} \cap (0, \delta]^2\right)}{\delta^2} = 1, \quad (2.5)$$

where $\Theta_j \triangleq \{w_{x,j}, w_{y,j}, b_{x,j}, b_{y,j}, a_j\}$, $\Theta_{jl} \in \Theta_j$, and $\mu(\cdot)$ is the Lebesgue measure of a set.

Proof. First, we prove (2.5) for the case $\Theta_{jl} = a_j$. Let us denote $\hat{H}_x(\Delta k_x) = H_x\left(\left|\frac{k_x^2}{w_{x,j}}\right|\right) / H_x\left(\left|\frac{k_x^1}{w_{x,j}}\right|\right)$ with $\Delta k_x = k_x^2 - k_x^1$. Due to the exponential decay of H_x , we have

$$\hat{H}_x(\Delta k_x) = C_4 \exp\left(\frac{C_1 \Delta k_x}{|w_{x,j}|}\right)$$

holding for sufficiently small $|w_{x,j}|$. Similarly,

$$\hat{H}_y(\Delta k_y) = C_5 \exp\left(\frac{C_6 \Delta k_y}{|w_{y,j}|}\right).$$

According to (2.4), let us define

$$K(k_x^1, k_y^1, k_x^2, k_y^2) = \frac{1 - \exp\left(-\frac{\pi k_x^2}{w_{x,j}}\right) 1 - \exp\left(-\frac{\pi k_y^2}{w_{y,j}}\right)}{1 - \exp\left(-\frac{\pi k_x^1}{w_{x,j}}\right) 1 - \exp\left(-\frac{\pi k_y^1}{w_{y,j}}\right)}.$$

In the case of $k_x^1/w_{x,j}, k_y^1/w_{y,j}, k_x^2/w_{x,j}$, and $k_y^2/w_{y,j} > 0$, we have

$$0 < \underline{\lambda} \leq |K(k_x^1, k_y^1, k_x^2, k_y^2)| \leq \bar{\lambda}, \quad (2.6)$$

holding for sufficiently small $|w_{x,j}|$ and $|w_{y,j}|$. Other cases can be treated similarly.

Then, using $|D(k_x^1, k_y^1)| > c_1 > 0$, $|D(k_x^2, k_y^2)| < c_2$, and (2.6), the inequality

$$\left|\frac{\partial L(k_x^1, k_y^1)}{\partial a_j}\right| \geq \left|\frac{\partial L(k_x^2, k_y^2)}{\partial a_j}\right|$$

is equivalent to

$$\exp\left(\frac{C_1\Delta k_x}{|w_{x,j}|}\right)\exp\left(\frac{C_6\Delta k_y}{|w_{y,j}|}\right)\left|\cos\left(\frac{k_x^1 b_{x,j}}{w_{x,j}} + \frac{k_y^1 b_{y,j}}{w_{y,j}} - \theta(k_x^1, k_y^1)\right)\right| \geq C_0.$$

With appropriate modifications, similar results hold for other configurations. By applying Lemma 2.1, we obtain

$$\lim_{\delta \rightarrow 0^+} \frac{\mu\left(\left\{\left(|w_{x,j}|, |w_{y,j}|\right) : \left|\frac{\partial L(k_x^1, k_y^1)}{\partial a_j}\right| \geq \left|\frac{\partial L(k_x^2, k_y^2)}{\partial a_j}\right| \text{ for all } j\right\} \cap (0, \delta]^2\right)}{\delta^2} = 1.$$

The proofs for the remaining parameters follow similarly. This completes the proof of the theorem. \square

Theorem 2.1 indicates that for any two non-converged frequencies, almost all sufficiently small initial weights lead to the prioritization of the lower-frequency component during gradient-based training. This result provides a theoretical explanation for the low-frequency preference observed when fitting the target function (2.3). Furthermore, Theorem 2.1 can be naturally extended to the d -dimensional case, as demonstrated by the following theorem.

Theorem 2.2. *Consider d -dimensional TNNs with one hidden layer using the tanh function as the activation function and the training parameters are bounded. Assume that bounded frequencies $\mathbf{k}^1 = (k_{x_1}^1, \dots, k_{x_d}^1)$, $\mathbf{k}^2 = (k_{x_1}^2, \dots, k_{x_d}^2)$ satisfying $k_{x_i}^2 > k_{x_i}^1 > 0$ and parameters $b_{x_i,j} \neq 0$, where $i = 1, \dots, d$. If there exist $c_1, c_2 > 0$ such that $|D(\mathbf{k}^1)| > c_1 > 0$, $|D(\mathbf{k}^2)| < c_2$, we have*

$$\lim_{\delta \rightarrow 0^+} \frac{\mu\left(\left\{\left(|w_{x_1,j}|, \dots, |w_{x_d,j}|\right) : \left|\frac{\partial L(\mathbf{k}^1)}{\partial \Theta_{jl}}\right| > \left|\frac{\partial L(\mathbf{k}^2)}{\partial \Theta_{jl}}\right| \text{ for all } j, l\right\} \cap (0, \delta]^d\right)}{\delta^d} = 1,$$

where $\Theta_j \triangleq \{a_j, w_{x_i,j}, b_{x_i,j}\}$, with $i = 1, \dots, d$, and $\mu(\cdot)$ is the Lebesgue measure of a set.

The proof of this theorem follows a similar strategy to that of Theorem 2.1. In the preceding analysis, we have provided a theoretical explanation for the low-frequency priority phenomenon observed in TNNs when solving high-dimensional problems. This behavior arises from the frequency-dependent variation in network gradients during training. To address this limitation, the next section introduces Fourier feature embeddings as a means of enhancing the ability of TNNs in capturing high-frequency information in high-dimensional multi-scale problems.

Remark 2.1. *Theorems 2 and 3 in [18] can also be extended to the TNNs framework discussed in this work to further support the F-Principle in high-dimensional settings. However, since the core focus of this paper lies in the development of a frequency-adaptive TNNs algorithm, we do not pursue those extensions here.*

3. Tensor Neural Networks with Fourier Feature

For DNNs, various classical techniques have been developed to address the challenges of solving multi-scale problems, including the random Fourier feature method [44], MscaleDNNs [34, 35]. Building upon these foundations, we first present the framework of random Fourier features and subsequently generalize its application to TNNs for high-dimensional multi-scale problems. Our numerical experiments in this section validate the efficacy of this approach while revealing limitations that motivate further development. The following section will introduce targeted enhancements to address these current shortcomings.

As established in subsection 2.3, both DNNs and TNNs exhibit spectral bias, a phenomenon characterized by slower convergence rates for high-frequency components during training [17]. Recent work by [45] demonstrates that simple sinusoidal input transformations can significantly enhance a network's ability to learn high-frequency functions. This approach represents a specific instance of Fourier feature mapping [36, 44]. The general formulation of random Fourier feature mapping $\gamma : \mathbb{R}^d \rightarrow \mathbb{R}^{2m}$ is given by:

$$\gamma[\mathbf{B}](\mathbf{x}) = \begin{bmatrix} \cos(2\pi\mathbf{B}\mathbf{x}) \\ \sin(2\pi\mathbf{B}\mathbf{x}) \end{bmatrix},$$

where the matrix $B \in \mathbb{R}^{m \times d}$ has entries sampled from Gaussian distribution $\mathcal{N}(0, \sigma^2)$, with $\sigma > 0$ controlling the frequency spectrum. The use of random Fourier features renders the Neural Tangent Kernel (NTK) stationary (i.e., shift-invariant), effectively endowing it with convolutional properties over the input domain [36]. Moreover, this mapping enables explicit control over the NTK's bandwidth, thereby improving both the training efficiency and generalization ability of the network.

The frequency characteristics of NTK eigenfunctions are determined by the scale parameter σ in the Gaussian sampling distribution $\mathcal{N}(0, \sigma^2)$ used for the matrix B . This introduces an important trade-off: 1) larger values of σ improve the network's ability to capture high-frequency components, helping to mitigate spectral bias; 2) however, excessively large values of σ can lead to overfitting and degrade performance on functions dominated by low-frequency content. To resolve this issue, [37] introduced multiple random Fourier feature mappings with different scales σ_i , where $i = 1, \dots, N_\sigma$. This approach provides greater flexibility in capturing a wide range of frequencies. The selection of σ_i is problem-dependent and must be carefully tuned to balance model expressivity and generalization.

To enhance the ability of TNNs to fit high-frequency functions, we incorporate random Fourier feature mappings into CP-PINNs or TT-PINNs, as illustrated in Figure 3. For each input variable x_i , the corresponding random Fourier feature mapping is defined as follows:

$$\gamma[B^{(i)}](x_i) = \begin{bmatrix} \cos(2\pi B^{(i)} x_i) \\ \sin(2\pi B^{(i)} x_i) \end{bmatrix}, \quad (3.1)$$

where the entries of $B^{(i)} \in \mathbb{R}^{m \times 1}$, $i = 1, \dots, d$, are independently sampled from a Gaussian distribution $\mathcal{N}(0, \sigma_i^2)$, with $\sigma_i > 0$ being a user-specified hyperparameter. The transformed variables from equation (3.1) are then used as inputs to the subnetworks corresponding to each input dimension.

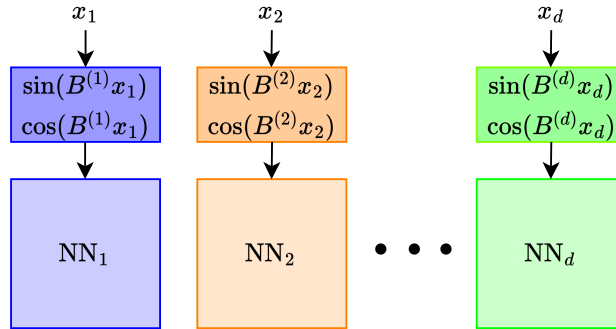


Figure 3: The variables x_i in each dimension are transformed using equation (3.1) before being fed into the corresponding sub-network. The choice between CP-PINNs and TT-PINNs depends on the distinct output structure and computational processing of each sub-network, which will not be elaborated upon here.

Next, we present a simple numerical example to demonstrate that the proposed transformation can partially alleviate the challenges associated with high-dimensional problems involving high-frequency components. Specifically, we consider a six-dimensional Poisson equation:

$$\begin{aligned} -\Delta u(x) &= f(x), & x \in \Omega, \\ u(x) &= g(x), & x \in \partial\Omega, \end{aligned} \quad (3.2)$$

where $\Omega = (0, 1)^6$. The functions $f(x)$ and $g(x)$ are chosen such that the exact solution is

$$u_{\text{exact}}(x) = \sum_{i=1}^6 \sin(2\pi x_i) + 0.1 \sin(k\pi x_i),$$

where the parameter k controls the high-frequency component of the solution. Following the PINNs

framework [14], we solve equation (3.2) by minimizing the loss function via gradient descent. We set the initial learning rate of 0.001 and adopt the activation function $\varphi(x) = 0.5 \sin(x) + 0.5 \cos(x)$ [46], which has been shown to yield results comparable to the sine function while achieving faster convergence [38].

For comparison, we evaluate four distinct neural network architectures:

- CP-PINNs: The architecture is illustrated in Figure 1a, where each sub-network follows the structure $[1, 100, 100, 100]$.
- TT-PINNs: As shown in Figure 1b, each sub-network is structured as $[1, 100, 100, r_i \times r_{i+1}]$ for $i = 0, 1, \dots, 5$. The TT ranks are set as $r_0 = 1$, $r_1 = r_2 \cdots = r_5 = 10$, and $r_6 = 1$.
- CP-PINNs with Fourier features (CP-PINNs-FF): We set $m = 50$ in equation (3.1), resulting in $\mathbb{B}^{(i)} \in \mathbb{R}^{50 \times 1}$ with $\sigma_i = 1$ for $i = 1, \dots, 6$. Each sub-network is configured as $[50 \times 2, 100, 100]$.
- TT-PINNs with Fourier features (TT-PINNs-FF): We also set $m = 50$ in (3.1), ensuring that $\mathbb{B}^{(i)} \in \mathbb{R}^{50 \times 1}$ with $\sigma_i = 1$ for $i = 1, \dots, 6$. Each sub-network is configured as $[50 \times 2, 100, r_i \times r_{i+1}]$ for $i = 0, 1, \dots, 5$. The TT ranks are set as $r_0 = 1$, $r_1 = r_2 \cdots = r_5 = 10$, and $r_6 = 1$.

To ensure a fair comparison between network architectures, CP-PINNs-FF and TT-PINNs-FF employ one layer less than standard counterparts (CP-PINNs and TT-PINNs) to compensate for the additional parameter overhead introduced by the Fourier features. The results for various values of k , which characterize the high-frequency components of the problem, are presented in Figure 4. Due to spectral bias, the relative L_2 errors of standard TNNs (CP-PINNs and TT-PINNs) remain on the order of 10^{-1} for relatively large values of k . In contrast, incorporating random Fourier features significantly improves the performance of both CP-PINNs and TT-PINNs. In this example, CP-PINNs-FF achieves the best overall accuracy among all tested architectures.

This example also highlights that for large values of frequency parameter k , using a fixed Gaussian distribution $\mathcal{N}(0, \sigma^2)$ to sample random frequencies may result in suboptimal Fourier features, thereby limiting the accuracy of TNNs to solve multi-scale problems. To overcome this limitation, we propose a frequency-adaptive method in the following section, which dynamically refines the Fourier features to better align with the spectral characteristics of the target problem. We further demonstrate that the proposed adaptive strategy improves the performance of both CP-based and TT-based networks.

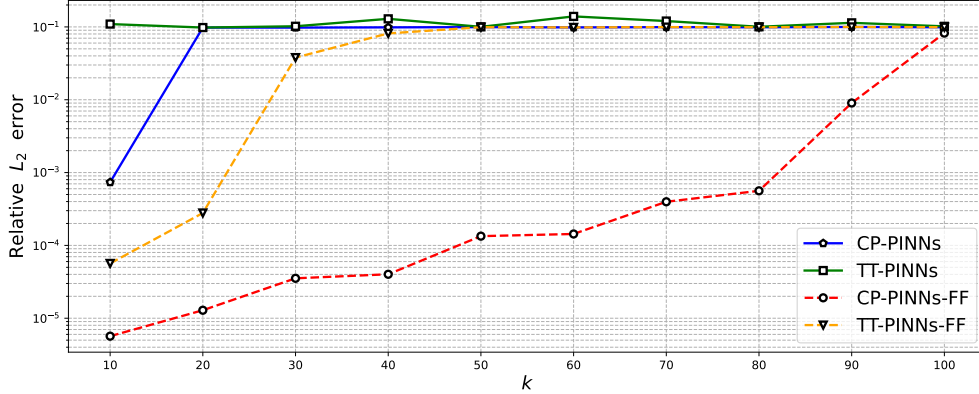


Figure 4: The relative L_2 errors for CP-PINNs, TT-PINNs, CP-PINNs-FF, and TT-PINNs-FF with different values of k .

4. Frequency-adaptive Tensor Neural Networks

It is straightforward to adopt the frequency-adaptive MscaledNNs proposed in [38] to determine the frequency features for each input dimension x_i within CP-PINNs or TT-PINNs. However, this method relies on the DFT for frequency extraction, which becomes inefficient in high-dimensional settings. Specifically, the computational cost of the DFT scales as $O(dN^d \log N)$ for a d -dimensional problem, where N denotes the number of discrete points per dimension. To overcome this limitation, we exploit the structural properties

of TNNs and propose an efficient frequency extraction method that reduces the computational cost from $O(dN^d \log N)$ to $O(dMN \log N)$, where M is a constant independent of d . To this end, we begin by briefly reviewing the frequency-adaptive MscaleDNNs approach from [38] in subsection 4.1, highlighting its limitations due to the reliance on DFT in high-dimensional scenarios. We then introduce the proposed frequency-adaptive TNNs framework and explain how it effectively addresses these challenges.

4.1. Frequency-adaptive MscaleDNNs

Consider a band-limited function $u(x)$ with $x \in \mathbb{R}^d$, whose Fourier transform is given by:

$$\hat{u}(k) := \mathcal{F}[u(x)](k).$$

Suppose $\hat{u}(k)$ has a compact support within the domain $\mathbb{K}(K_{\max}) = \{k \in \mathbb{R}^d, |k| \leq K_{\max}\}$. Using a down-scaling mappings in phase space, MscaleDNNs [34, 47] decompose $u(x)$ as:

$$u(x) = \sum_{i=1}^N a_i^d u_i(a_i x),$$

where $\hat{u}_i(k) := \mathcal{F}[u_i(x)](k)$ has a compact support $\mathbb{K}(\frac{K_{\max}}{a_i})$. As a result, we can construct networks of the following form

$$u_{\text{net}}(x; \theta) = \sum_{i=1}^N a_i^d u_i(a_i x; \theta),$$

where each sub-network $u_i(x; \theta)$ is designed to approximate the corresponding component function $u_i(x)$ at a lower frequency, rather than using the full network $u(x; \theta)$ to directly approximate the original high-frequency target function $u(x)$.

MscaleDNNs utilize a frequency-domain scaling strategy that transforms the original input x into a set of scaled inputs $\{a_1 x, a_2 x, \dots, a_N x\}$. This approach enables the network to effectively capture multi-scale features in target functions $u(x)$ with rich frequency content. Numerical experiments reported in [34, 47] demonstrate that MscaleDNNs offer an efficient, mesh-free, and easily implementable approach for solving multiscale PDEs. However, their performance is highly sensitive to the selection of scaling parameters a_i . To overcome this limitation, frequency-adaptive MscaleDNNs [38] were proposed. As shown in Algorithm 1, these networks dynamically optimize the scaling factors a_1, a_2, \dots via an adaptive frequency extraction process, significantly enhancing approximation accuracy.

Algorithm 1 Frequency-adaptive MscaleDNNs [38]

Require: Initial feature set $\mathbb{B}_0 = \{2^0, \dots, 2^{N-1}\}$, total adaptive steps I and threshold parameter $\rho \in (0, 1)$.

- 1: **Initialize:** $u_{\text{net}}^0(x; \theta_0) = \sum_{i=0}^{N-1} 2^{id} u_i^0(2^i x; \theta_0)$.
- 2: **for** $It = 0$ to I **do**
- 3: **Network Training:** Optimize parameters θ via gradient descent to obtain $u_{\text{net}}^{It}(x; \theta_{It}^*)$.
- 4: **Frequency Analysis:**
- 5: (i) Compute Fourier coefficients $\hat{u}_{\mathbf{k}}^{It}$ of $u_{\text{net}}^{It}(x; \theta_{It}^*)$ via DFT.
- 6: (ii) Extract dominant frequencies: $\mathbb{B}_{It+1} = \{\mathbf{k}_j \mid |\hat{u}_{\mathbf{k}_j}^{It}| > \rho \max_{\mathbf{k} \in \mathbb{K}} |\hat{u}_{\mathbf{k}}^{It}|\}$.
- 7: (iii) Stopping-criterion evaluation: If $\mathbb{B}_{It} = \mathbb{B}_{It+1}$, terminate the iteration.
- 8: **Network Adaptation:** $u_{\text{net}}^{It+1}(x; \theta_{It+1}) = \sum_{j=1}^J \hat{u}_{\mathbf{k}_j}^{It} u_j^{It+1}(\mathbf{k}_j \odot x; \theta_{It+1})$.
- 9: **end for**

Output: $u_{\text{net}}^I(x; \theta_I^*)$ or $u_{\text{net}}^{It}(x; \theta_{It}^*)$ when $\mathbb{B}_{It} = \mathbb{B}_{It+1}$.

The frequency-adaptive MscaleDNNs [38] utilize DFT for frequency extraction. While DFT is computationally efficient for low-dimensional problems, it requires uniform mesh sampling and incurs a computational cost that scales as $O(dN^d \log N)$. This scaling leads to the curse of dimensionality, making the approach impractical for problems with dimensionality greater than four. This limitation stands in stark contrast to the well-established ability of neural networks to handle high-dimensional tasks. To bridge this gap,

we propose a novel frequency-adaptive algorithm based on TNNs. Our approach preserves computational efficiency while effectively capturing frequency components in high-dimensional settings. By leveraging tensor decomposition techniques, the proposed method circumvents the dimensional bottlenecks inherent to DFT-based approaches. The details of this methodology are presented in the following subsections.

4.2. Frequency Capture of Tensor Neural Networks

In this subsection, we introduce an efficient frequency extraction method for TNNs with computational complexity scaling linearly in the dimension d , specifically as $O(dMN \log N)$. Without loss of generality, we assume the computational domain $\Omega = [0, 1]^d$. We begin by defining the *frequency information set* and the *i -th dimension frequency information set*.

Definition 4.1. Let $\mathbf{x} \in [0, 1]^d$ and suppose the function $F(\mathbf{x})$ admits the following Fourier expansion:

$$F(\mathbf{x}) = \sum_{\mathbf{k} \in \mathbb{K}} c_{\mathbf{k}} e^{2\pi i \mathbf{k} \cdot \mathbf{x}}, \quad c_{\mathbf{k}} \in \mathbb{C},$$

where $\mathbb{K} \subset \mathbb{Z}^d$ is defined as the frequency information set of $F(\mathbf{x})$, i.e., the set of frequencies with non-negligible spectral coefficients $c_{\mathbf{k}}$. We define \mathbb{K}_i as the i -th dimension frequency information set of $F(\mathbf{x})$ if and only if

$$k'_i \in \mathbb{K}_i \Leftrightarrow \exists (k_1, \dots, k_{i-1}, k'_i, k_{i+1}, \dots, k_d) \in \mathbb{K},$$

where $k_1, \dots, k_{i-1}, k_{i+1}, \dots, k_d \in \mathbb{Z}$.

Definition 4.2 (Cartesian product). The Cartesian product of two frequency information sets \mathbb{K}_1 and \mathbb{K}_2 , denoted $\mathbb{K}_1 \times \mathbb{K}_2$, is defined by:

$$\mathbb{K}_1 \times \mathbb{K}_2 = \{(k_1, k_2) \mid k_1 \in \mathbb{K}_1, k_2 \in \mathbb{K}_2\}.$$

By Definition 4.1 and 4.2, it follows that

$$\mathbb{K} \subset \mathbb{K}_1 \times \dots \times \mathbb{K}_d. \quad (4.1)$$

For clarity of exposition, we focus on CP-PINNs in the remainder of this subsection. Specifically, we consider a CP-PINNs with its output defined as:

$$F(\mathbf{x}) := \sum_{\alpha=1}^r f_1(x_1, \alpha) f_2(x_2, \alpha) \cdots f_d(x_d, \alpha). \quad (4.2)$$

All subsequent conclusions can be extended to TT-PINNs in a similar manner. The following theorem establishes the relationship between the frequency information set of $F(\mathbf{x})$ and those of the component functions $f_i(x_i, \alpha)$.

Theorem 4.1. Let $\mathbf{x} \in [0, 1]^d$ and assume that $F(\mathbf{x})$ admits a CP decomposition (4.2). Let \mathbb{K} denote the frequency information set of $F(\mathbf{x})$, \mathbb{K}_i the frequency information set corresponding to the i -th-dimension, and \mathbb{K}_i^α the frequency information set of $f_i(x_i; \alpha)$, for $i = 1, \dots, d$ and $\alpha = 1, \dots, r$. Then the following conclusions hold:

$$\mathbb{K}_i \subset \bigcup_{\alpha=1}^r \mathbb{K}_i^\alpha,$$

and

$$\mathbb{K} \subset \left(\bigcup_{\alpha=1}^r \mathbb{K}_1^\alpha \right) \times \dots \times \left(\bigcup_{\alpha=1}^r \mathbb{K}_d^\alpha \right).$$

Proof. We prove the case $i = 1$. The argument for $i = 2, \dots, d$ follows analogously. $\forall k_1 \in \mathbb{K}_1$, by Definition 4.1, this implies the existence of a frequency vector $\mathbf{k} = (k_1, k_2, \dots, k_d) \in \mathbb{K}$ such that the corresponding Fourier coefficient is nonzero:

$$c_{\mathbf{k}} = \int_{[0,1]^d} F(\mathbf{x}) e^{-i(2\pi \mathbf{k} \cdot \mathbf{x})} d\mathbf{x} \neq 0.$$

Substituting the CP decomposition of $F(\mathbf{x})$, we have

$$\begin{aligned} c_{\mathbf{k}} &= \int_{[0,1]^d} \sum_{\alpha=1}^r \prod_{i=1}^d f_i(x_i; \alpha) e^{-i(2\pi \mathbf{k}_i x_i)} dx_1 dx_2 \dots dx_d \\ &= \sum_{\alpha=1}^r \left(\int_{[0,1]} f_1(x_1; \alpha) e^{-i(2\pi k_1 x_1)} dx_1 \right) \left(\int_{[0,1]^{d-1}} \prod_{i=2}^d f_i(x_i; \alpha) e^{-i(2\pi \mathbf{k}_i x_i)} dx_2 \dots dx_d \right). \end{aligned}$$

Since $c_{\mathbf{k}} \neq 0$, there must exist some $\alpha \in \{1, \dots, r\}$ such that

$$\int_{[0,1]} f_1(x_1; \alpha) e^{-i(2\pi k_1 x_1)} dx_1 \neq 0.$$

By Definition 4.1, we have that $k_1 \in \mathbb{K}_1^\alpha$ for some α . Therefore, we conclude that

$$\mathbb{K}_1 \subset \bigcup_{\alpha=1}^r \mathbb{K}_1^\alpha,$$

which, together with equation (4.1), completes the proof. \square

According to Theorem 4.1, an oversampled frequency set of $F(\mathbf{x})$ can be constructed by taking the Cartesian product of $\bigcup_{\alpha=1}^r \mathbb{K}_i^\alpha$ with $i = 1, \dots, d$, where each \mathbb{K}_i^α is obtained by performing DFT on the single variable function $f_i(x_i; \alpha)$. The total computational complexity of this procedure scales as $O(drN \log N)$, which is linear in dimension d . After generating this oversampled set, we identify the most significant frequencies from it and use them to adjust the TNNs architecture. While this method successfully circumvents the curse of dimensionality, three critical issues require attention:

1. The output of CP-PINNs or TT-PINNs, denoted by $u(\mathbf{x}; \boldsymbol{\theta})$, typically serves as an approximation to the target function $u(\mathbf{x})$. As a result, the frequency information sets of target function $u(\mathbf{x})$ and $u(\mathbf{x}; \boldsymbol{\theta})$ may differ. Similar to the frequency-adaptive MscaleDNNs proposed in [38], this discrepancy can be mitigated through iterative refinement.
2. When applying Theorem 4.1 to construct an oversampled frequency set for the target function $u(\mathbf{x})$, the resulting frequency information set is only approximate. This approximation poses challenges in accurately identifying the true dominant frequencies of $u(\mathbf{x})$. To illustrate this issue, consider the following 2D example:

$$u(\mathbf{x}) = \sin(x_1) \sin(x_2) + \sin(10x_1) \sin(10x_2) + 0.1 \sin(10x_1) \sin(x_2).$$

Here, the true dominant frequencies are $(1, 1)$ and $(10, 10)$. However, a rank-2 CP decomposition of $u(\mathbf{x})$ yields:

$$u(\mathbf{x}) = \frac{1}{10} [10 \sin(x_1) + \sin(10x_1)] [\sin(x_2) + 10 \sin(10x_2)] - 10 \sin(x_1) \sin(10x_2).$$

In this representation, the oversampled frequency set may prioritize the frequency pair $(1, 10)$, which does not belong to \mathbb{K} , the true frequency set of $u(\mathbf{x})$. Consequently, selecting only the highest-ranked frequencies from the oversampled set could result in the exclusion of the actual dominant frequencies of $u(\mathbf{x})$. Fortunately, increasing the number of selected frequencies mitigates this issue and improves the chances of correctly capturing the true dominant frequencies. For example, if we pick the two most important frequencies for each component, then the true dominant frequencies are $(1, 1)$ and $(10, 10)$ will be included in the dominant frequency set.

- 3 Some frequencies selected from the oversampled frequency set may not belong to the true frequency set \mathbb{K} and can thus be regarded as frequency noise. This raises a natural question: does such noise hinder model training? Interestingly, previous work [37] suggests that random Fourier features, essentially a form of frequency noise, can actually benefit training. Their theoretical analysis demonstrates

that such noise can be advantageous. Motivated by these findings, we select the dominant frequency set from the oversampled frequency set $\bigcup_{\alpha=1}^r \mathbb{K}_1^\alpha \times \cdots \times \bigcup_{\alpha=1}^r \mathbb{K}_d^\alpha$, which may include noise, rather than the exact frequency (but computationally expensive) set \mathbb{K} . This oversampled frequency set preserves the essential frequency content of the target function while introducing stochastic components. Consequently, far from degrading performance, this approach is expected to improve it. Numerical experiments in section 5 further substantiates this claim.

4.3. Frequency-adaptive Tensor Neural Networks

We now present frequency-adaptive TNNs for solving the following high-dimension PDE:

$$\begin{aligned}\mathcal{N}(\mathbf{x}; u(\mathbf{x})) &= f(\mathbf{x}), \quad \mathbf{x} \in \Omega, \\ \mathcal{B}(\mathbf{x}; u(\mathbf{x})) &= g(\mathbf{x}), \quad \mathbf{x} \in \partial\Omega,\end{aligned}\tag{4.3}$$

where $\Omega = (0, 1)^d$, \mathcal{N} denotes a linear or non-linear differential operator, \mathcal{B} is the boundary operator, and $u(\mathbf{x})$ is the unknown solution. Following the PINNs framework, we reformulate equation (4.3) as the following soft-constrained optimization problem:

$$\min_{\theta \in \Theta} \mathcal{L}(\theta) = \min_{\theta \in \Theta} \mathcal{L}_r(\theta) + \lambda \mathcal{L}_b(\theta),\tag{4.4}$$

where

$$\mathcal{L}_r(\theta) = \sum_{i=1}^{N_r} \left| \mathcal{N}(\mathbf{x}_r^i; u_{\text{net}}(\mathbf{x}_r^i; \theta)) - f(\mathbf{x}_r^i) \right|^2 \quad \text{and} \quad \mathcal{L}_b(\theta) = \sum_{i=1}^{N_b} \left| \mathcal{B}(\mathbf{x}_b^i; u_{\text{net}}(\mathbf{x}_b^i; \theta)) - g(\mathbf{x}_b^i) \right|^2.$$

Here, $u_{\text{net}}(\mathbf{x}; \theta)$ represents the output of TNNs, Θ denotes the parameter space, and λ is a weighting factor that balances the PDE loss $\mathcal{L}_r(\theta)$ and the boundary loss $\mathcal{L}_b(\theta)$. In equation (4.4), the sets $\{\mathbf{x}_r^i\}_{i=1}^{N_r}$ and $\{\mathbf{x}_b^i\}_{i=1}^{N_b}$ represent the sample points within the domain Ω and its boundary $\partial\Omega$, respectively. The optimal parameters θ^* are typically obtained by minimizing the loss function (4.4) using a stochastic gradient-based optimization algorithm. For clarity, we adopt the CP decomposition format in our symbolic representation, as it offers a more intuitive understanding of the proposed approach. The TT decomposition follows an analogous procedure and can be implemented in a similar fashion; hence, we omit a detailed discussion.

Inspired by [38], we initialize the tensor-based network $u_{\text{net}}^0(\mathbf{x}; \theta)$ as illustrated in Figure 3, where the Fourier feature coefficients $\mathbf{B}^{(i)}$ for each dimension x_i are sampled from the Gaussian distribution $\mathfrak{N}(0, \sigma_i^2)$. Let $\mathbb{B}_{i,0}$ denote the set of all elements in $\mathbf{B}^{(i)}$, and define the initial frequency information set as

$$\mathbb{B}_0 = \mathbb{B}_{1,0} \times \cdots \times \mathbb{B}_{d,0}.$$

After training the network for T_0 steps, we obtain a preliminary solution of the form

$$u_{\text{net}}^0(\mathbf{x}, \theta_0^*) = \sum_{\alpha=1}^r u_{1,\alpha}^0(x_1; \theta_0^*) u_{2,\alpha}^0(x_2; \theta_0^*) \cdots u_{d,\alpha}^0(x_d; \theta_0^*).$$

We then perform DFT on each component $u_{i,\alpha}^0(x_i; \theta_0^*)$ using \mathcal{N} uniformly spaced mesh points in the interval $[0, 1]$, yielding Fourier coefficients $\hat{u}_{i,\alpha,k}^0$. From these, we select the top M Fourier coefficients with the largest magnitudes, and denote their corresponding Fourier frequencies as $k_{i,\alpha,1}, \dots, k_{i,\alpha,M}$. The parameter M is chosen in advance to suppress the influence of high-frequency noise and is typically selected from the range of $[10, 50]$. We define the selected frequency set for each mode as

$$\mathbb{B}_{i,\alpha,1} = \{k_{i,\alpha,1}, \dots, k_{i,\alpha,M}\}.\tag{4.5}$$

The aggregated frequency set for the i th dimension is then given by

$$\mathbb{B}_{i,1} = \bigcup_{\alpha=1}^r \mathbb{B}_{i,\alpha,1}.$$

Consequently, the refined frequency information set for the tensor-based network becomes

$$\mathbb{B}_1 = \mathbb{B}_{1,1} \times \cdots \times \mathbb{B}_{d,1}.$$

Next, we reconstruct TNNs using the refined frequency information set \mathbb{B}_1 . For each input variable x_i , the Fourier feature mapping is adjusted as:

$$\gamma[\mathbf{B}_1^{(i)}](x_i) = \begin{bmatrix} \cos(\mathbf{B}_1^{(i)} x_i) \\ \sin(\mathbf{B}_1^{(i)} x_i) \end{bmatrix},$$

where $\mathbf{B}_1^{(i)} \in \mathbb{R}^{|\mathbb{B}_{i,1}| \times 1}$ contains elements drawn from the frequency set $\mathbb{B}_{i,1}$. Unlike the initial random Fourier feature mapping, this refined mapping incorporates frequency components extracted from the DFT of the preliminary solution $u_{\text{net}}^0(\mathbf{x}; \boldsymbol{\theta}_0^*)$. As a result, it is better aligned with the dominant frequencies of the target function. This frequency adaptation enhances the expressiveness of the TNNs and enables a more accurate approximation of the multi-scale solution to the given problem (4.3). Following an additional T_0 training steps, we obtain the updated network approximation $u_{\text{net}}^1(\mathbf{x}; \boldsymbol{\theta}_1^*)$. We repeat this procedure iteratively to generate the frequency sets $\mathbb{B}_2, \mathbb{B}_3, \dots$ and the corresponding network approximations $u_{\text{net}}^2(\mathbf{x}; \boldsymbol{\theta}_2^*), u_{\text{net}}^3(\mathbf{x}; \boldsymbol{\theta}_3^*),$ and so on. The iteration is terminated when one of the following stopping criteria is satisfied: 1) the preset maximum number of iterations I is reached; or 2) the frequency set has converged, i.e., $\mathbb{B}_{It} = \mathbb{B}_{It+1}$. This iterative strategy is referred to as the frequency-adaptive TNNs algorithm, and it is summarized in Algorithm 2, using the CP format for illustration, with the TT format handled analogously.

Algorithm 2 Frequency-adaptive Tensor Neural Networks algorithm (CP)

Require: Initial Gaussian distribution $\mathcal{N}(0, \sigma_i^2)$ for Fourier feature set \mathbb{B}_0 , total adaptive steps I , and parameter M for selecting dominant frequencies.

- 1: **Initialize:** $u_{\text{net}}^0(\mathbf{x}, \boldsymbol{\theta}_0) = \sum_{\alpha=1}^r u_{1,\alpha}^0(x_1; \boldsymbol{\theta}_0) u_{2,\alpha}^0(x_2; \boldsymbol{\theta}_0) \cdots u_{d,\alpha}^0(x_d; \boldsymbol{\theta}_0)$.
 - 2: **for** $It = 0$ to I **do**
 - 3: **Network Training:** Optimize parameters $\boldsymbol{\theta}_0$ via gradient descent to obtain $u_{\text{net}}^{It}(\mathbf{x}; \boldsymbol{\theta}_{It}^*)$.
 - 4: **Frequency Analysis:**
 - 5: (i) Perform DFT on each component function $u_{i,\alpha}^{It}(x_i; \boldsymbol{\theta}_{It}^*)$, a function of one variable, to compute the Fourier coefficients $\hat{u}_{i,\alpha,k}^{It}$.
 - 6: (ii) Select the M most important frequencies into the set: $\mathbb{B}_{i,\alpha,It+1}$.
 - 7: (iii) Update frequency sets $\mathbb{B}_{i,It+1} = \bigcup_{\alpha=1}^r \mathbb{B}_{i,\alpha,It+1}$ and $\mathbb{B}_{It+1} = \mathbb{B}_{1,It+1} \times \cdots \times \mathbb{B}_{d,It+1}$.
 - 8: (iv) Stopping-criterion evaluation: If $\mathbb{B}_{It} = \mathbb{B}_{It+1}$, terminate the iteration.
 - 9: **Sub-network Adjust:** Using Algorithm 1 to adjust each sub-network $u_{i,\alpha}^{It+1}(x_i; \boldsymbol{\theta}_{It+1}^*)$.
 - 10: **Tensor Product:** $u_{\text{net}}^{It+1}(\mathbf{x}, \boldsymbol{\theta}_{It+1}) = \sum_{\alpha=1}^r u_{1,\alpha}^{It+1}(x_1; \boldsymbol{\theta}_{It+1}^*) u_{2,\alpha}^{It+1}(x_2; \boldsymbol{\theta}_{It+1}^*) \cdots u_{d,\alpha}^{It+1}(x_d; \boldsymbol{\theta}_{It+1}^*)$.
 - 11: **end for**
- Output:** $u_{\text{net}}^I(\mathbf{x}; \boldsymbol{\theta}_I^*)$ or $u_{\text{net}}^{It}(\mathbf{x}; \boldsymbol{\theta}_{It}^*)$ when $\mathbb{B}_{It} = \mathbb{B}_{It+1}$.
-

We then apply the newly proposed frequency-adaptive TNNs algorithm to solve Poisson equation (3.2) described in section 3, and compare its performance with that of CP-PINNs-FF and TT-PINNs-FF. The evaluation considers high-frequency values of $k = 60, 70, 80, 90, 100$. The relative L_2 errors for all TNNs are shown in Figure 5, which illustrates that the frequency-adaptive TNNs algorithm achieves a significant reduction in L_2 errors after just one adaptation step.

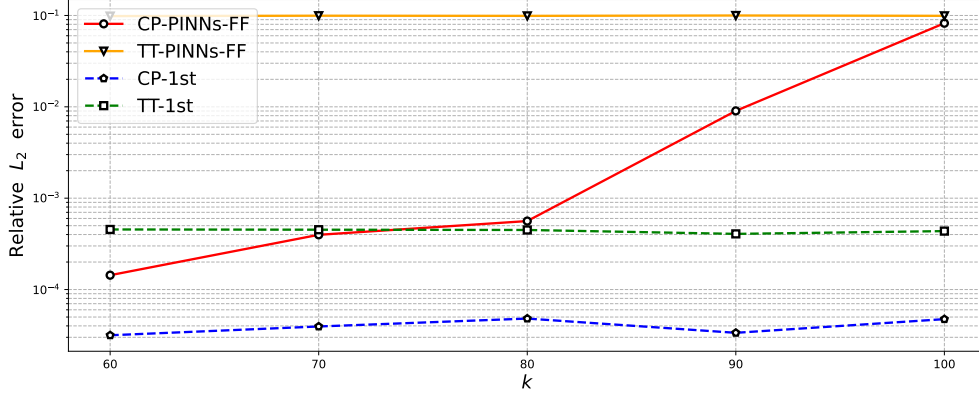


Figure 5: The relative L_2 errors for CP-PINNs-FF, TT-PINNs-FF, frequency-adaptive TNNs algorithm at $It = 1$ based on CP decomposition (denoted as CP-1st) and based on TT decomposition (denoted as TT-1st).

5. Numerical Examples

In this section, we evaluate the performance of the newly proposed frequency-adaptive TNNs in solving high-dimensional PDEs with multi-scale features. The network weights are initialized using the Glorot normal initialization scheme [48], and all models are trained using the Adam optimizer [49] with default settings. Unless otherwise specified, the activation function employed is $\varphi(x) = 0.5 \sin(x) + 0.5 \cos(x)$. The relative L_2 error used to evaluate accuracy is defined as

$$E_{\text{rel}}(u_{\text{net}}, u_{\text{exact}}) = \frac{\|u_{\text{net}} - u_{\text{exact}}\|_{L_2(\Omega)}}{\|u_{\text{exact}}\|_{L_2(\Omega)}} = \frac{\sqrt{\int_{\Omega} |u_{\text{net}}(\mathbf{x}; \theta^*) - u_{\text{exact}}(\mathbf{x})|^2 d\mathbf{x}}}{\sqrt{\int_{\Omega} |u_{\text{exact}}(\mathbf{x})|^2 d\mathbf{x}}}.$$

where u_{exact} is the exact solution and u_{net} is the output of frequency-adaptive TNNs.

Unless stated otherwise, all experiments begin with the initial network configuration $u_{\text{net}}^0(\mathbf{x}; \theta)$ at iteration $It = 0$. For the CP networks, we set $m = 50$ in equation (3.1), such that the frequency feature vectors $\mathbf{B}^{(i)} \in \mathbb{R}^{50 \times 1}$ are sampled from the Gaussian distribution $\mathcal{N}(0, \sigma_i^2)$ with $\sigma_i = 10$ for all $i = 1, \dots, d$. Each sub-network corresponding to the input variable x_i follows the architecture [100, 100, 100] in the initial network $u_{\text{net}}^0(\mathbf{x}; \theta)$. The final output layer follows the structure in equation (2.1), with a weight vector $W \in \mathbb{R}^{100 \times 1}$. For the TT networks, we adopt the same settings for $m = 50$ and $\sigma_i = 10$, and define each sub-network with architecture [100, 100, $r_i \times r_{i+1}$] for $i = 0, 1, \dots, d$. The TT-rank parameters are set as $r_0 = 1$, $r_1 = r_2 \cdots = r_{d-1} = 10$, and $r_d = 1$. The learning rate is initialized at 0.001 and decays exponentially by a factor of 0.95 every 1,000 training steps. At each adaptation step It , the neural network solution $u_{\text{net}}^{It}(\mathbf{x}; \theta_{It}^*)$ is obtained by training the network for $T_0 = 100,000$ epochs.

5.1. Poisson Equation

We first consider Poisson equation (3.2) with $d = 3$ and 12, where the computational domain is defined as $\Omega = (0, 1)^d$. For the case $d = 3$, we choose appropriate functions $f(\mathbf{x})$, $g(\mathbf{x})$ in equation (3.2) such that the exact solution is

$$u_{\text{exact}}(\mathbf{x}) = \sin(2k_1 \pi x_1) \sin(2k_1 \pi x_2) \sin(2k_2 \pi x_3) + \sin(2k_1 \pi x_1) \sin(2k_2 \pi x_2) \sin(2k_1 \pi x_3) \\ + \sin(2k_2 \pi x_1) \sin(2k_1 \pi x_2) \sin(2k_1 \pi x_3),$$

where $k_1 = 10$, $k_2 = 160$ represent two distinct frequency scales. Then, we employ the frequency-adaptive TNNs with $l = 4$ to solve the multi-scale PDE (3.2). For this example, the TT network uses rank parameters $r_0 = 1$, $r_1 = r_2 = 20$, and $r_3 = 1$. All other initial settings follow the experimental configuration described at the beginning of this section.

The relative L_2 errors at each adaptive iteration are reported in Table 1. At the initial step $It = 0$, the relative L_2 errors for CP-PINNs and TT-PINNs, both employing random Fourier features, are 9.447e-02 and 7.381e-01, respectively. These results indicate that the initial approximation $u_{\text{net}}^0(\mathbf{x}; \boldsymbol{\theta}_0^*)$ lacks high accuracy. For CP-PINNs, we then perform DFT on each component of $u_{\text{net}}^0(\mathbf{x}; \boldsymbol{\theta}_0^*)$, to obtain $\hat{u}_{i,\alpha,k}^0$. To clearly illustrate the frequency distribution, we define the average frequency amplitude across all components in the x_i -direction at It -th adaptive step as:

$$\langle |\hat{u}_{i,k}^{It}| \rangle_\alpha = \frac{1}{r} \sum_{\alpha=1}^r |\hat{u}_{i,\alpha,k}^{It}|.$$

A similar definition applies to TT-PINNs. Figures 6a and 6c visualize the distribution of $\langle |\hat{u}_{i,k}^{It}| \rangle_\alpha$ for CP-PINNs and TT-PINNs at $It = 0$, respectively. Despite the inaccuracy of $u_{\text{net}}^0(\mathbf{x}; \boldsymbol{\theta}_0^*)$, the network effectively identifies key frequency features: the coefficients at $k = 10$ and $k = 160$ are markedly larger than neighboring frequencies.

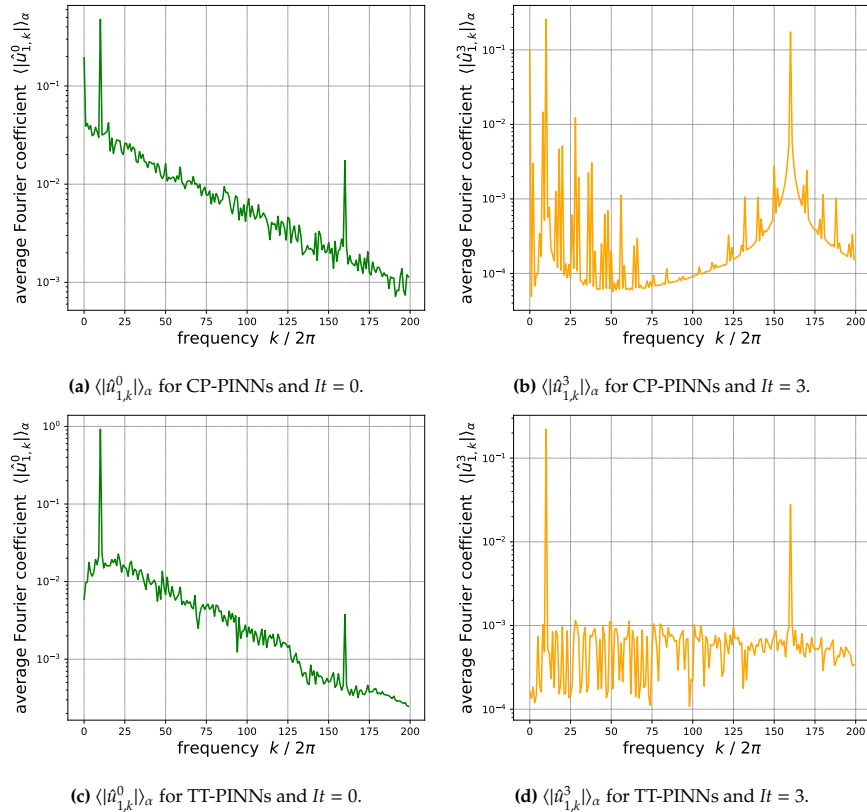


Figure 6: The distributions of $\langle |\hat{u}_{1,k}^{It}| \rangle_\alpha$ for Poisson equation (3.2) with $d = 3$.

In this test case, the parameter M in equation (4.5) is set to 10, representing the number of selected frequencies. Using Algorithm 2, we construct the frequency feature set \mathbb{B}_1 , which is then used to initialize the updated network $u_{\text{net}}^1(\mathbf{x}; \boldsymbol{\theta})$. After retraining, we obtain the refined approximation $u_{\text{net}}^1(\mathbf{x}; \boldsymbol{\theta}_1^*)$. The incorporation of posterior frequency adaptation significantly improves the accuracy, reducing the relative L_2 error to 6.155e-03 for CP-PINNs and 1.583e-02 for TT-PINNs. These results highlight the effectiveness of the frequency-adaptive strategy after just a single iteration.

Due to the presence of frequency noise, the termination condition $\mathbb{B}_{It} = \mathbb{B}_{It+1}$ is difficult to satisfy exactly. As a result, the frequency adaptation process is terminated after a fixed number of iterations, specifically at $It = 4$. The frequency distributions obtained from CP-PINNs and TT-PINNs just before the final training step are shown in Figures 6b and 6d, respectively. Compared to those from the initial adaptation, the frequency components in the final step are more sharply concentrated around $k = 10$ and $k = 160$, indicating enhanced

frequency alignment and more effective feature extraction. As frequency estimation becomes more accurate over successive iterations, the solution accuracy also improves. The final relative L_2 errors are reduced to 3.850e-03 for CP-PINNs and 1.490e-03 for TT-PINNs. These results confirm the effectiveness and robustness of the proposed frequency-adaptive TNNs framework.

Table 1: Relative L_2 error at each adaptive step for Poisson equation (3.2).

Adaptive step It	0	1	2	3	4
CP-PINNs: $d = 3$	9.447e-02	6.155e-03	3.279e-03	3.920e-03	3.850e-03
TT-PINNs: $d = 3$	7.381e-01	1.583e-02	2.949e-03	3.879e-03	1.490e-03
CP-PINNs: $d = 12$	2.360e-02	2.088e-04	4.267e-04	4.051e-04	2.825e-04
TT-PINNs: $d = 12$	9.995e-01	6.702e-02	4.535e-03	3.202e-03	3.338e-03

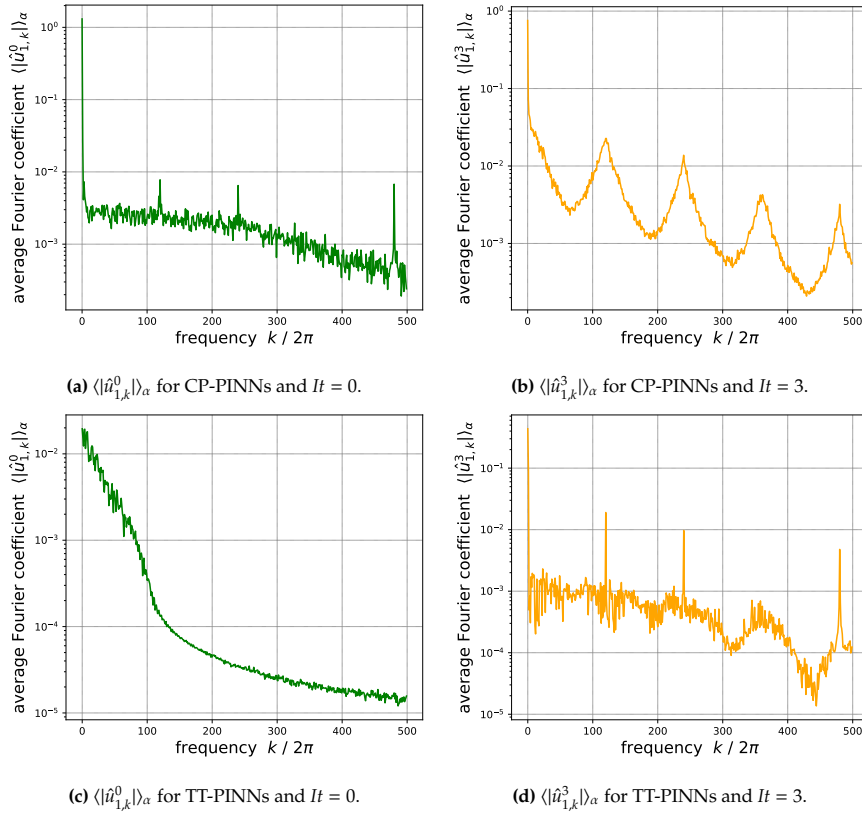


Figure 7: The distributions of $\langle |\hat{u}_{1,k}^l| \rangle_\alpha$ for Poisson equation (3.2) with $d = 12$.

Next, we consider a more challenging example involving higher dimensionality and more intricate frequency features. Specifically, we set $d = 12$, $\Omega = (0, 1)^{12}$ and choose appropriate functions $f(x)$ and $g(x)$ in the Poisson equation (3.2) such that the exact solution is given by

$$u_{\text{exact}}(x) = \sum_{i=1}^{12} \sin(2k_1 \pi x_i) + \sin(2k_2 \pi x_i) + 0.1 \sin(2k_3 \pi x_i) + 0.05 \sin(2k_4 \pi x_i),$$

where $k_1 = 1$, $k_2 = 120$, $k_3 = 240$, and $k_4 = 480$. To numerically solve this problem, we employ frequency-adaptive TNNs with $I = 4$ adaptation steps. All initial settings are kept identical to those specified in the experimental configuration at the beginning of this section.

The relative L_2 errors at each adaptive iteration are reported in Table 1. In the initial step ($It = 0$), the relative L_2 errors for CP-PINNs and TT-PINNs are 2.360e-02 and 9.995e-01, respectively. To evaluate the point-wise distribution of error distribution, we randomly sample 1,600 points in Ω and map the corresponding errors onto a 40×40 2D array. Note that this mapping is used purely for visualization purposes and does not correspond to the actual spatial coordinates of the sampled points. At $It = 0$, the point-wise errors for CP-PINNs and TT-PINNs are illustrated in Figure 8a and Figure 8c, respectively, with error magnitudes ranging approximately from 10^{-1} to 1. These results clearly show that the initial approximation $u_{\text{net}}^0(x; \theta_0^*)$ is not very accurate. We then perform the DFT on each component $u_{i,\alpha}^0(x_i; \theta_0^*)$, and examine the average frequency coefficients. The results in the x_1 -direction are presented in Figures 7a and 7c for CP-PINNs and TT-PINNs, respectively. The frequency spectrum of CP-PINNs shows clear peaks at $k = 1, 120, 240, 480$, whereas the TT-PINNs exhibit a smoother frequency distribution. Based on these observations, we set the parameter in equation (4.5) as $M = 5$ for CP-PINNs and $M = 10$ for TT-PINNs.

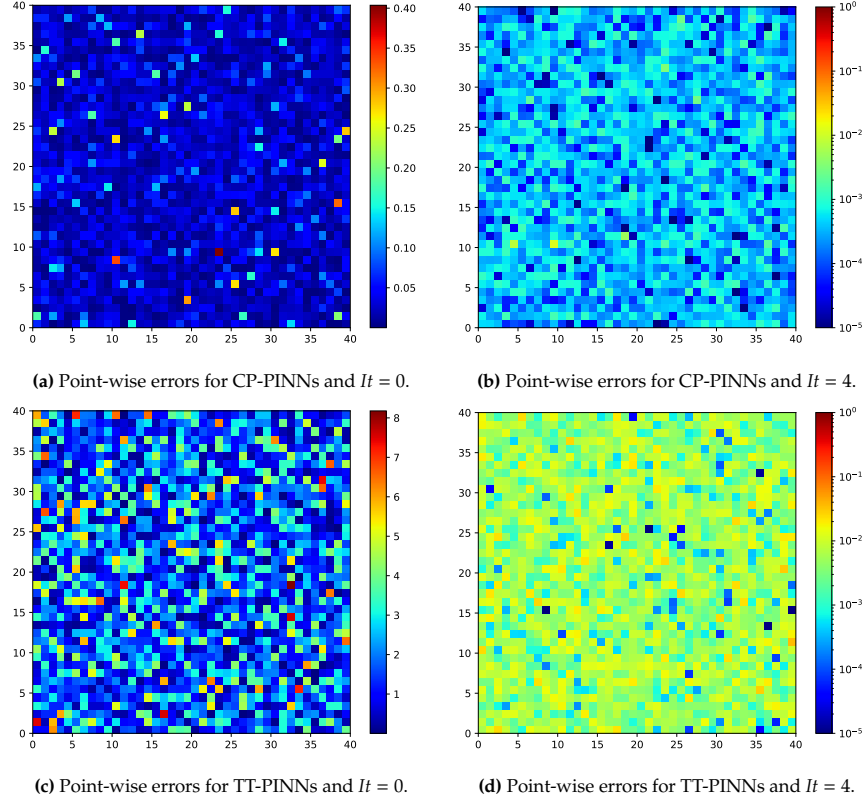


Figure 8: Point-wise errors for Poisson equation (3.2) with $d = 12$.

Using Algorithm 2, we construct the frequency feature set \mathbb{B}_1 , which is then used to initialize the updated network $u_{\text{net}}^1(x; \theta)$. After retraining, we obtain the approximation $u_{\text{net}}^1(x; \theta_1^*)$ in the first adaptive step. For CP-PINNs, since the dominant frequencies are selected in \mathbb{B}_1 , the relative L_2 is reduced to 2.088e-04, substantially lower than that of TT-PINNs (6.702e-02). As the iterations continue, the frequency-adaptive TT-PINNs gradually capture all key frequency components, as shown in Figure 7d. By the final iteration, the relative L_2 errors are further reduced to 2.825e-04 for CP-PINNs and 3.338e-03 for TT-PINNs. The corresponding point-wise errors at 1,600 randomly sampled points, illustrated in Figure 8b and Figure 8d, demonstrate a substantial reduction, by several orders of magnitude, compared to that at $It = 0$. These results underscore that, although TT-PINNs may perform poorly in the early stages, the proposed frequency-adaptive algorithm significantly enhances their performance, ultimately achieving high accuracy.

5.2. Heat Equation

To evaluate the performance of the proposed frequency-adaptive TNNs in solving spatio-temporal multi-scale problems, we consider a six-dimensional heat equation:

$$\begin{aligned} u_t(\mathbf{x}, t) &= \sum_{i=1}^6 \frac{1}{(k_i \pi)^2} u_{x_i x_i}(\mathbf{x}, t), \quad (\mathbf{x}, t) \in \Omega \times (0, T], \\ u(\mathbf{x}, 0) &= h(\mathbf{x}), \quad \mathbf{x} \in \Omega, \\ u(\mathbf{x}, t) &= g(\mathbf{x}), \quad (\mathbf{x}, t) \in \partial\Omega \times (0, T], \end{aligned} \quad (5.1)$$

where $\Omega = (0, 1)^6$, $T = 1$, and appropriate functions $h(\mathbf{x})$ and $g(\mathbf{x})$ are chosen such that the exact solution $u(\mathbf{x}, t)$ is given by:

$$u_{\text{exact}}(\mathbf{x}, t) = \exp(-t) \left(\sum_{i=1}^3 (\sin(k_{2i-1} x_{2i-1}) + \cos(k_{2i} x_{2i})) \right),$$

with $k_1 = k_2 = k_3 = 200$, $k_4 = k_5 = k_6 = 400$. We employ the frequency-adaptive TNNs with $I = 4$ adaptive iterations to numerically solve the multi-scale PDE (5.1).

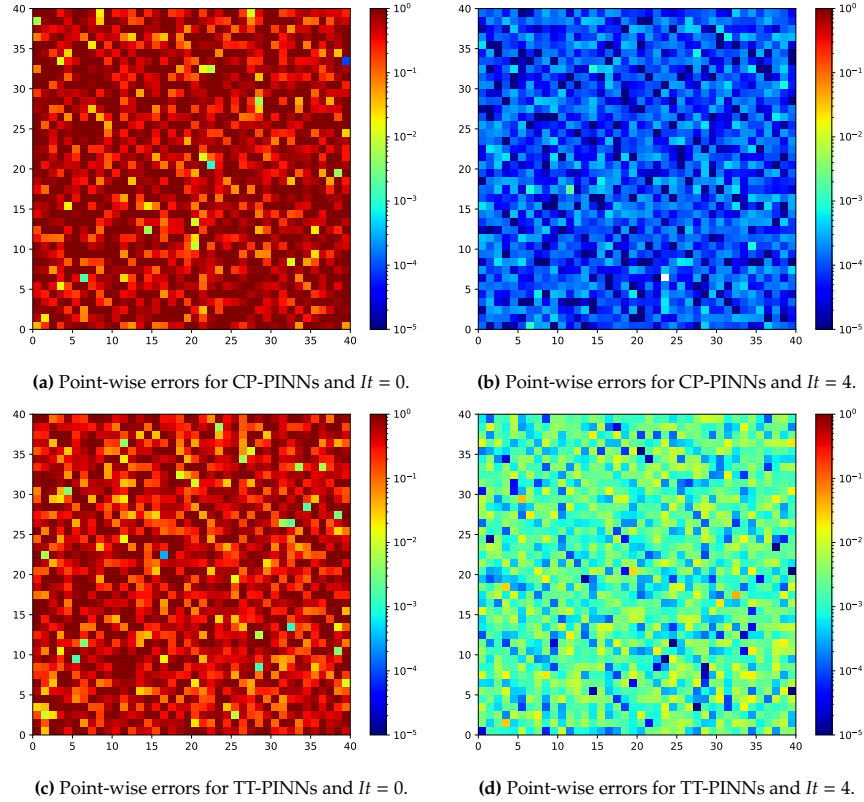


Figure 9: Point-wise errors for heat equation (5.1).

Following the approach proposed in [50], the initial condition is directly embedded into the neural network architecture, eliminating the need for a separate loss term. This not only ensures more accurate satisfaction of the initial condition but also facilitates more efficient extraction of frequency features. In this framework, the time dimension is treated in the same manner as the spatial dimensions, allowing the problem to be reformulated as a seven-dimensional PDE without explicitly distinguishing between time and space. All other hyperparameter settings remain consistent with the experimental configuration specified at the beginning of this section. We then employ the Algorithm 2 to solve the heat equation (5.1), setting the parameter M to 50. To illustrate point-wise error behavior, we randomly select 1,600 points in the

space-time domain $\Omega \times (0, T]$. The error distributions at these points for $It = 0$ and $It = 4$ are shown in Figure 9. These results clearly demonstrate that Algorithm 2 reduces point-wise errors by one to three orders of magnitude after four adaptive iterations. The relative L_2 errors at each adaptive step are reported in Table 2. Both CP-PINNs and TT-PINNs achieve highly accurate solutions, with final relative errors of 1.605e-04 and 4.664e-03, respectively.

Table 2: Relative L_2 error at each adaptive step for heat equation (5.1).

Adaptive step It	0	1	2	3	4
CP-PINNs	5.432e-02	2.909e-04	1.992e-04	1.896e-04	1.605e-04
TT-PINNs	2.450e-01	7.563e-03	2.109e-03	2.403e-03	4.664e-03

5.3. Wave Equation

The third benchmark test case involves a six-dimensional wave equation given by:

$$\begin{aligned}
u_{tt}(\mathbf{x}, t) - \frac{1}{75} \Delta_{\mathbf{x}} u(\mathbf{x}, t) &= 0, \quad (\mathbf{x}, t) \in \Omega \times (0, T], \\
u(\mathbf{x}, t) &= 0, \quad (\mathbf{x}, t) \in \partial\Omega \times (0, T], \\
u(\mathbf{x}, 0) &= \sum_{i=1}^d \sin(150\pi x_i) + \sin(300\pi x_i), \quad \mathbf{x} \in \Omega, \\
u_t(\mathbf{x}, 0) &= 0, \quad \mathbf{x} \in \Omega.
\end{aligned} \tag{5.2}$$

We take $\Omega = (0, 1)^6$, $T = 1$. The exact solution is given by

$$u_{\text{exact}}(\mathbf{x}, t) = \sum_{i=1}^6 \sin(150\pi x_i) \cos(2\pi t) + \sin(300\pi x_i) \cos(4\pi t).$$

To solve the wave equation (5.2) numerically, we employ frequency-adaptive TNNs with $I = 4$ adaptive iterations. As suggested in [51], to address the computational challenges associated with the time dimension, we adopt the following loss function:

$$\begin{aligned}
\mathcal{L}(\theta) &= \mathcal{L}_u(\theta) + \mathcal{L}_{u_t}(\theta) + \mathcal{L}_r(\theta) = \frac{\omega_u}{N_u} \sum_{i=1}^{N_u} |u_{\text{net}}(\mathbf{x}_b^i, t_u^i; \theta)|^2 \\
&+ \frac{\omega_{u_t}}{N_{u_t}} \sum_{i=1}^{N_{u_t}} \left| \frac{\partial u_{\text{net}}}{\partial t}(\mathbf{x}_{u_t}^i, 0; \theta) \right|^2 + \frac{\omega_r(t_r)}{N_r} \sum_{i=1}^{N_r} \left| \frac{\partial^2 u_{\text{net}}}{\partial t^2}(\mathbf{x}_r^i, t_r^i; \theta) - \frac{1}{75} \Delta_{\mathbf{x}} u_{\text{net}}(\mathbf{x}_r^i, t_r^i; \theta) \right|^2,
\end{aligned} \tag{5.3}$$

where $\mathbf{x}_b^i \in \partial\Omega$, and the weights are set to $\omega_u = 10,000$ and $\omega_{u_t} = 1,000$. The initial condition is directly embedded into the neural network, eliminating the need for an additional loss term. In (5.3), the weight $\omega_r(t)$ is a continuous gate function defined as $\omega_r(t) = (1 - \tanh(5(t - \mu)))/2$, where μ is the scalar shift parameter controlling the fraction of time revealed to the model. The shift parameter μ is updated at each training epoch according to:

$$\mu_{n+1} = \mu_n + 0.002e^{-0.005\mathcal{L}_r(\theta)},$$

where $\mathcal{L}_r(\theta)$ represents the PDE loss at the n th training epoch. All other initialization and hyperparameter settings remain consistent with those specified at the beginning of this section.

To visualize the point-wise errors of CP-PINNs and TT-PINNs, we randomly select 1,600 sample points in the space-time domain $\Omega \times (0, T]$. The corresponding error distributions at $It = 0$ and $It = 4$ are shown in Figure 10. These results clearly demonstrate that frequency adaptation significantly reduces point-wise errors for both CP-PINNs and TT-PINNs, achieving reductions of at least two orders of magnitude. The relative L_2 errors at each adaptive step are summarized in Table 3. Specifically, the error for CP-PINNs

decreases from 1.673e-01 to 4.797e-04, while that for TT-PINNs it is reduced from 1.149 to 5.566e-03. This example illustrates that frequency-adaptive TNNs can be effectively integrated with classical techniques [51] to solve the wave equation, resulting in substantial improvements in accuracy.

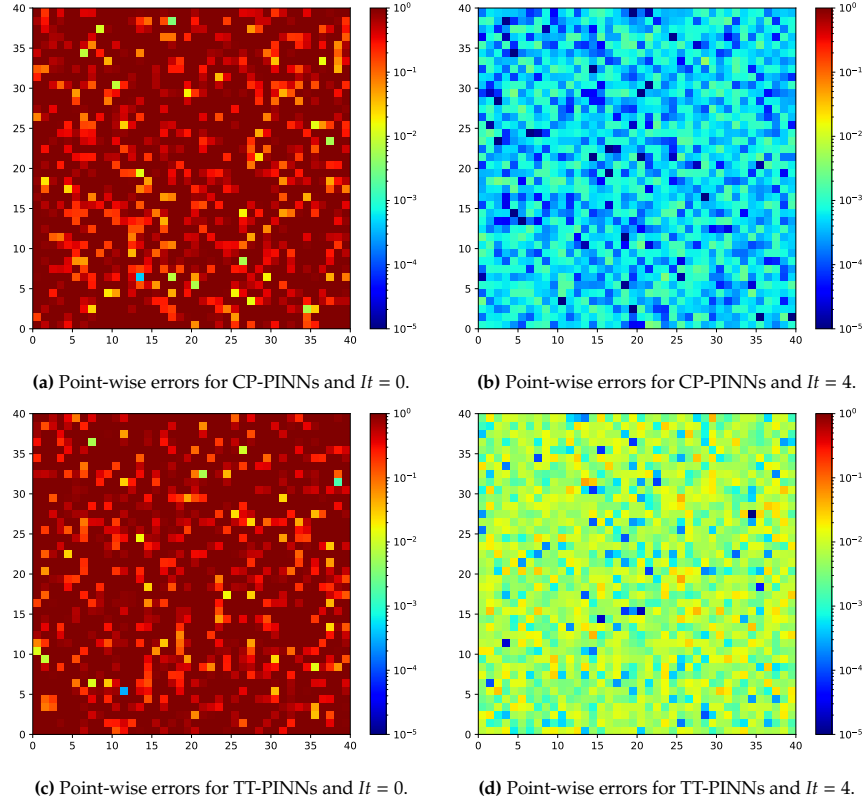


Figure 10: Point-wise errors for wave equation (5.2).

Table 3: Relative L_2 error at each adaptive step for wave equation (5.2).

Adaptive step It	0	1	2	3	4
CP-PINNs	1.673e-01	6.997e-04	4.760e-04	4.590e-04	4.797e-04
TT-PINNs	1.149e+00	6.571e-01	4.063e-01	8.892e-03	5.566e-03

5.4. Helmholtz Equation

Consider the following Helmholtz equation:

$$\begin{aligned} -\Delta u(\mathbf{x}) + \lambda^2 u(\mathbf{x}) &= f(\mathbf{x}), & \mathbf{x} \in \Omega, \\ u(\mathbf{x}) &= g(\mathbf{x}), & \mathbf{x} \in \partial\Omega, \end{aligned} \quad (5.4)$$

where $\lambda = 1$ and choose appropriate $f(\mathbf{x})$ and $g(\mathbf{x})$ such that the exact solution is:

$$u_{\text{exact}}(\mathbf{x}) = \sum_{i=1}^6 \sin(360\pi x_i).$$

We then employ the frequency-adaptive TNNs with $I = 4$ to numerically solve the six-dimensional Helmholtz equation (5.4).

Table 4: Relative L_2 error at each adaptive step for Helmholtz equation (5.4).

Adaptive step It	0	1	2	3	4
CP-PINNs	2.419e-01	1.461e-03	2.789e-04	2.451e-04	2.402e-04
TT-PINNs	9.999e-01	1.354e-03	4.041e-03	3.784e-03	3.545e-03

The corresponding relative L_2 errors for each frequency-adaptive iteration are reported in Table 4. As observed, the relative L_2 errors for CP-PINNs decrease substantially from an initial value of 2.419e-01 to 2.402e-04. Similarly, the error for TT-PINNs is reduced from 9.999e-01 to 3.545e-03. These results demonstrate clearly the accuracy and robustness of the proposed frequency-adaptive TNNs algorithm in solving high-dimensional multi-scale Helmholtz problems.

6. Conclusion

In this study, we first introduce two TNN architectures (CP-PINNs and TT-PINNs) and investigate their associated Frequency Principle (also known as spectral bias). Using Fourier analysis, we provide a theoretical explanation of this phenomenon in high-dimensional settings. To mitigate spectral bias, we incorporate Fourier features into the TNNs framework, thereby enhancing its ability to solve high-dimensional problems with significant high-frequency components. Building upon the structure of TNNs, we further propose a novel approach to extract frequency features of high-dimensional functions by performing the DFT to one-dimensional component functions. This leads to the development of frequency-adaptive TNNs, which dynamically adjust embedded frequency features based on the characteristics of the problem. Compared to fixed-frequency embedding, the adaptive strategy significantly improves the model’s ability to capture complex, high-frequency behaviors. The proposed method demonstrates strong performance across a wide range of problems, including the Poisson equation, heat, wave and Helmholtz equation.

Despite its effectiveness, the current adaptive frequency framework has certain limitations. A key drawback is the need to retrain the network from scratch at each adaptive iteration, which incurs high computational costs. A promising direction for future work involves designing projection-based techniques to transfer learned representations between iterations, thereby accelerating convergence. Moreover, since the DFT relies on structured and regular domains, extending the method to irregular geometries remains a challenging but important area for future research.

Acknowledgement

References

- [1] A. Krizhevsky, I. Sutskever, G. E. Hinton, Imagenet classification with deep convolutional neural networks, *Advances in Neural Information Processing Systems* 25 (2012).
- [2] G. Hinton, L. Deng, D. Yu, G. E. Dahl, A.-r. Mohamed, N. Jaitly, A. Senior, V. Vanhoucke, P. Nguyen, T. N. Sainath, et al., Deep neural networks for acoustic modeling in speech recognition: The shared views of four research groups, *IEEE Signal Processing Magazine* 29 (6) (2012) 82–97.
- [3] A. Vaswani, Attention is all you need, *Advances in Neural Information Processing Systems* (2017).
- [4] J. Devlin, M.-W. Chang, K. Lee, K. Toutanova, BERT: Pre-training of deep bidirectional transformers for language understanding, in: *NAACL-HLT 2019*, (2019), pp. 4171–4186.
- [5] T. Brown, B. Mann, N. Ryder, M. Subbiah, J. D. Kaplan, P. Dhariwal, A. Neelakantan, P. Shyam, G. Sastry, A. Askell, et al., Language models are few-shot learners, *Advances in Neural Information Processing Systems* 33 (2020) 1877–1901.
- [6] J. Han, A. Jentzen, et al., Deep learning-based numerical methods for high-dimensional parabolic partial differential equations and backward stochastic differential equations, *Communications in Mathematics and Statistics* 5 (4) (2017) 349–380.

- [7] B. Yu, et al., The deep Ritz method: A deep learning-based numerical algorithm for solving variational problems, *Communications in Mathematics and Statistics* 6 (1) (2018) 1–12.
- [8] Y. Zang, G. Bao, X. Ye, H. Zhou, Weak adversarial networks for high-dimensional partial differential equations, *Journal of Computational Physics* 411 (2020) 109409.
- [9] T. Tran, A. Hamilton, M. Best McKay, B. Quiring, P. S. Vassilevski, DNN approximation of nonlinear finite element equations, *CoRR abs/1911.05240* (2019).
- [10] J. Han, A. Jentzen, W. E, Solving high-dimensional partial differential equations using deep learning, *Proceedings of the National Academy of Sciences* 115 (34) (2018) 8505–8510.
- [11] J. Han, L. Zhang, R. Car, et al., Deep potential: A general representation of a many-body potential energy surface, *Communications in Computational Physics*, 23 (3) (2018) 629.
- [12] J. He, L. Li, J. Xu, C. Zheng, Relu deep neural networks and linear finite elements, *Journal of Computational Mathematics*, 38 (3) (2020) 502–527.
- [13] Y. L. Ming, et al., Deep Nitsche method: Deep Ritz method with essential boundary conditions, *Communications in Computational Physics*, 29 (5) (2021) 1365–1384.
- [14] M. Raissi, P. Perdikaris, G. E. Karniadakis, Physics-informed neural networks: A deep learning framework for solving forward and inverse problems involving nonlinear partial differential equations, *Journal of Computational Physics* 378 (2019) 686–707.
- [15] C. M. Strofer, J.-L. Wu, H. Xiao, E. Paterson, Data-driven, physics-based feature extraction from fluid flow fields using convolutional neural networks, *Communications in Computational Physics* 25 (3) (2019) 625–650.
- [16] Z. Wang, Z. Zhang, A mesh-free method for interface problems using the deep learning approach, *Journal of Computational Physics* 400 (2020) 108963.
- [17] N. Rahaman, A. Baratin, D. Arpit, F. Draxler, M. Lin, F. Hamprecht, Y. Bengio, A. Courville, On the spectral bias of neural networks, in: *International Conference on Machine Learning*, PMLR, (2019), pp. 5301–5310.
- [18] Z. J. Xu, Understanding training and generalization in deep learning by Fourier analysis, *CoRR abs/1808.04295* (2018).
- [19] Z.-Q. J. Xu, Frequency principle: Fourier analysis sheds light on deep neural networks, *Communications in Computational Physics* 28 (5) ((2020),) 1746–1767.
- [20] Y. Zhang, Z.-Q. J. Xu, T. Luo, Z. Ma, Explicitizing an implicit bias of the frequency principle in two-layer neural networks, *CoRR abs/1905.10264* (2019).
- [21] Z.-Q. J. Xu, Y. Zhang, Y. Xiao, Training behavior of deep neural network in frequency domain, in: *Neural Information Processing: 26th International Conference, ICONIP 2019, Sydney, NSW, Australia, December 12–15, 2019, Proceedings, Part I* 26, Springer, (2019), pp. 264–274.
- [22] W. Dahmen, R. DeVore, L. Grasedyck, E. Süli, Tensor-sparsity of solutions to high-dimensional elliptic partial differential equations, *Foundations of Computational Mathematics* 16 (4) (2016) 813–874.
- [23] C. Schwab, C. J. Gittelsohn, Sparse tensor discretizations of high-dimensional parametric and stochastic PDEs, *Acta Numerica* 20 (2011) 291–467.
- [24] S. Zeng, Z. Zhang, Q. Zou, Adaptive deep neural networks methods for high-dimensional partial differential equations, *Journal of Computational Physics* 463 (2022) 111232.
- [25] F. L. Hitchcock, The expression of a tensor or a polyadic as a sum of products, *Journal of Mathematics and Physics* 6 (1-4) (1927) 164–189.

- [26] L. R. Tucker, Some mathematical notes on three-mode factor analysis, *Psychometrika* 31 (3) (1966) 279–311.
- [27] I. V. Oseledets, Tensor-train decomposition, *SIAM Journal on Scientific Computing* 33 (5) (2011) 2295–2317.
- [28] A. Cohen, R. Devore, C. Schwab, Analytic regularity and polynomial approximation of parametric and stochastic elliptic PDE's, *Analysis and Applications* 9 (01) (2011) 11–47.
- [29] M. Bachmayr, A. Cohen, Kolmogorov widths and low-rank approximations of parametric elliptic PDEs, *Mathematics of Computation* 86 (304) (2017) 701–724.
- [30] A. Novikov, D. Podoprikin, A. Osokin, D. P. Vetrov, Tensorizing neural networks, *Advances in Neural Information Processing Systems* 28 (2015).
- [31] P. Jin, S. Meng, L. Lu, MIONet: Learning multiple-input operators via tensor product, *SIAM Journal on Scientific Computing* 44 (6) (2022) A3490–A3514.
- [32] S. K. Vemuri, T. Büchner, J. Niebling, J. Denzler, Functional tensor decompositions for physics-informed neural networks, in: *International Conference on Pattern Recognition*, Springer, (2025), pp. 32–46.
- [33] Y. Wang, H. Xie, P. Jin, Tensor neural network and its numerical integration, *Journal of Computational Mathematics* 42 (6) (2024) 1714–1742.
- [34] Z. Liu, W. Cai, Z.-Q. J. Xu, Multi-scale deep neural network (MscaleDNN) for solving Poisson-Boltzmann equation in complex domains, *Communications in Computational Physics* 28 (5) (2020) 1970–2001.
- [35] L. Zhang, W. Cai, Z.-Q. J. Xu, A correction and comments on " multi-scale deep neural network (MscaleDNN) for solving Poisson-Boltzmann equation in complex domains *cicp*, 28 (5): 1970–2001, 2020", *Communications in Computational Physics* 33 (5) (2023) 1509–1513.
- [36] M. Tancik, P. Srinivasan, B. Mildenhall, S. Fridovich-Keil, N. Raghavan, U. Singhal, R. Ramamoorthi, J. Barron, R. Ng, Fourier features let networks learn high frequency functions in low dimensional domains, *Advances in Neural Information Processing Systems* 33 (2020) 7537–7547.
- [37] S. Wang, H. Wang, P. Perdikaris, On the eigenvector bias of Fourier feature networks: From regression to solving multi-scale PDEs with physics-informed neural networks, *Computer Methods in Applied Mechanics and Engineering* 384 (2021) 113938.
- [38] J. Huang, R. You, T. Zhou, Frequency-adaptive multi-scale deep neural networks, *Computer Methods in Applied Mechanics and Engineering* 437 (2025) 117751.
- [39] A. Falcó, W. Hackbusch, A. Nouy, On the Dirac–Frenkel variational principle on tensor Banach spaces, *Foundations of computational mathematics* 19 (2019) 159–204.
- [40] G. Rozza, D. B. P. Huynh, A. T. Patera, Reduced basis approximation and a posteriori error estimation for parametrized partial differential equations, *Archives of Computational Methods in Engineering* 15 (3) (2008) 229–275.
- [41] B. N. Khoromskij, C. Schwab, Tensor-structured Galerkin approximation of parametric and stochastic elliptic PDEs, *SIAM Journal on Scientific Computing* 33 (1) (2011) 364–385.
- [42] H. Chen, R. Fu, Y. Wang, H. Xie, Solving high-dimensional parametric elliptic equation using tensor neural network, *CoRR abs/2402.00040* (2024).
- [43] Y. Wang, Z. Lin, Y. Liao, H. Liu, H. Xie, Solving high-dimensional partial differential equations using tensor neural network and a posteriori error estimators, *Journal of Scientific Computing* 101 (3) (2024) 1–29.

- [44] A. Rahimi, B. Recht, Random features for large-scale kernel machines, *Advances in Neural Information Processing Systems* 20 (2007).
- [45] E. D. Zhong, T. Bepko, J. H. Davis, B. Berger, Reconstructing continuous distributions of 3D protein structure from cryo-EM images, in: *International Conference on Learning Representations*, (2020).
- [46] M. Chen, R. Niu, W. Zheng, Adaptive multi-scale neural network with Resnet blocks for solving partial differential equations, *Nonlinear Dynamics* 111 (7) (2023) 6499–6518.
- [47] W. Cai, Z.-Q. J. Xu, Multi-scale deep neural networks for solving high dimensional PDEs, *CoRR* abs/1910.11710 (2019).
- [48] X. Glorot, Y. Bengio, Understanding the difficulty of training deep feedforward neural networks, in: *Proceedings of the Thirteenth International Conference on Artificial Intelligence and Statistics, JMLR Workshop and Conference Proceedings*, (2010), pp. 249–256.
- [49] D. P. Kingma, J. Ba, Adam: A method for stochastic optimization, in: *Proceedings of the 3rd International Conference on Learning Representations (ICLR)*, (2015).
- [50] I. E. Lagaris, A. Likas, D. I. Fotiadis, Artificial neural networks for solving ordinary and partial differential equations, *IEEE Transactions on Neural Networks* 9 (5) (1998) 987–1000.
- [51] S. Wang, S. Sankaran, P. Perdikaris, Respecting causality for training physics-informed neural networks, *Computer Methods in Applied Mechanics and Engineering* 421 (2024) 116813.
- [52] W. Cai, X. Li, L. Liu, A phase shift deep neural network for high frequency approximation and wave problems, *SIAM Journal on Scientific Computing* 42 (5) (2020) A3285–A3312.
- [53] A. D. Jagtap, K. Kawaguchi, G. E. Karniadakis, Adaptive activation functions accelerate convergence in deep and physics-informed neural networks, *Journal of Computational Physics* 404 (2020) 109136.
- [54] S. Liang, L. Lyu, C. Wang, H. Yang, Reproducing activation function for deep learning, *CoRR* abs/2101.04844 (2021).
- [55] J. Chen, X. Chi, Z. Yang, et al., Bridging traditional and machine learning-based algorithms for solving PDEs: The random feature method, *J Mach Learn* 1 (2022) 268–98.
- [56] G. Beylkin, M. J. Mohlenkamp, Numerical operator calculus in higher dimensions, *Proceedings of the National Academy of Sciences* 99 (16) (2002) 10246–10251.
- [57] G. Beylkin, M. J. Mohlenkamp, Algorithms for numerical analysis in high dimensions, *SIAM Journal on Scientific Computing* 26 (6) (2005) 2133–2159.
- [58] C. Wu, M. Zhu, Q. Tan, Y. Kartha, L. Lu, A comprehensive study of non-adaptive and residual-based adaptive sampling for physics-informed neural networks, *Computer Methods in Applied Mechanics and Engineering* 403 (2023) 115671.
- [59] Z. Gao, L. Yan, T. Zhou, Failure-informed adaptive sampling for PINNs, *SIAM Journal on Scientific Computing* 45 (4) (2023) A1971–A1994.
- [60] K. Tang, X. Wan, C. Yang, DAS-PINNs: A deep adaptive sampling method for solving high-dimensional partial differential equations, *Journal of Computational Physics* 476 (2023) 111868.
- [61] A. Jacot, F. Gabriel, C. Hongler, Neural tangent kernel: Convergence and generalization in neural networks, *Advances in Neural Information Processing Systems* 31 (2018).
- [62] X.-A. Li, Z.-Q. J. Xu, L. Zhang, Subspace decomposition based DNN algorithm for elliptic type multi-scale PDEs, *Journal of Computational Physics* 488 (2023) 112242.

Appendix A. Computational Details

The gradient of spectral loss $L(k_x, k_y)$ with respect to $w_{x,j}$ is calculated as:

$$\begin{aligned}
\frac{\partial L(k_x, k_y)}{\partial w_{x,j}} &= \overline{D(k_x, k_y)} \frac{\partial D(k_x, k_y)}{\partial w_{x,j}} + D(k_x, k_y) \frac{\partial \overline{D(k_x, k_y)}}{\partial w_{x,j}} \\
&= |D(k_x, k_y)| \frac{a_j}{k_x k_y} \left(\left(e^{-i\theta(k_x, k_y)} e^{i\theta_j} + e^{i\theta(k_x, k_y)} e^{-i\theta_j} \right) \frac{\partial D_j}{\partial w_{x,j}} + i \left(e^{i\theta(k_x, k_y)} e^{-i\theta_j} - e^{-i\theta(k_x, k_y)} e^{i\theta_j} \right) D_j \frac{k_x b_{x,j}}{w_{x,j}^2} \right) \\
&= 2|D(k_x, k_y)| \frac{a_j}{k_x k_y} \left(\cos(\theta_j - \theta(k_x, k_y)) \frac{\partial D_j}{\partial w_{x,j}} + \sin(\theta_j - \theta(k_x, k_y)) D_j \frac{k_x b_{x,j}}{w_{x,j}^2} \right) \\
&= 2|D(k_x, k_y)| D_j \frac{a_j}{k_x k_y} \frac{1}{w_{x,j}^2} \left(\cos(\theta_j - \theta(k_x, k_y)) \alpha_1 + \sin(\theta_j - \theta(k_x, k_y)) k_x b_{x,j} \right) \\
&= 2|D(k_x, k_y)| D_j \frac{a_j}{k_x k_y} \frac{1}{w_{x,j}^2} \sqrt{\alpha_1^2 + k_x^2 b_{x,j}^2} \cos(\theta_j - \theta(k_x, k_y) - \theta_0),
\end{aligned}$$

where $\alpha_1 = \frac{[w_{x,j} \sinh(\pi z_x/2) - \frac{\pi k_x}{2} \cosh(\pi z_x/2)]}{\sinh(\pi z_x/2)}$ is bounded as $w_{x,j}$ tends to 0 and $\cos(\theta_0) = \alpha_1 / \sqrt{\alpha_1^2 + k_x^2 b_{x,j}^2}$.

The gradient of spectral loss $L(k_x, k_y)$ with respect to $b_{x,j}$ is calculated as:

$$\begin{aligned}
\frac{\partial L(k_x, k_y)}{\partial b_{x,j}} &= \overline{D(k_x, k_y)} \frac{\partial D(k_x, k_y)}{\partial b_{x,j}} + D(k_x, k_y) \frac{\partial \overline{D(k_x, k_y)}}{\partial b_{x,j}} \\
&= i|D(k_x, k_y)| \frac{a_j}{w_{x,j} k_y} D_j \left(e^{-i\theta(k_x, k_y)} e^{i\theta_j} - e^{i\theta(k_x, k_y)} e^{-i\theta_j} \right) \\
&= 2|D(k_x, k_y)| \frac{a_j}{w_{x,j} k_y} D_j \sin(\theta_j - \theta(k_x, k_y)) \\
&= 2|D(k_x, k_y)| \frac{a_j}{w_{x,j} k_y} D_j \cos\left(\theta_j - \theta(k_x, k_y) - \frac{\pi}{2}\right).
\end{aligned}$$

The gradients of spectral loss $L(k_x, k_y)$ with respect to $w_{y,j}$ and $b_{y,j}$ can be obtained similarly.