

# OptimalThinkingBench: Evaluating Over and Underthinking in LLMs

Pranjal Aggarwal<sup>1,2</sup>, Seungone Kim<sup>1,2</sup>, Jack Lanchantin<sup>1</sup>, Sean Welleck<sup>2</sup>, Jason Weston<sup>1</sup>, Ilia Kulikov<sup>1</sup>, Swarnadeep Saha<sup>1</sup>

<sup>1</sup>FAIR at Meta, <sup>2</sup>Carnegie Mellon University

Thinking LLMs solve complex tasks at the expense of increased compute and overthinking on simpler problems, while non-thinking LLMs are faster and cheaper but underthink on harder reasoning problems. This has led to the development of separate thinking and non-thinking LLM variants, leaving the onus of selecting the optimal model for each query on the end user. In this work, we introduce **OptimalThinkingBench**, a unified benchmark that jointly evaluates overthinking and underthinking in LLMs and also encourages the development of optimally-thinking models that balance performance and efficiency. Our benchmark comprises two sub-benchmarks: **OverthinkingBench**, featuring simple queries in 72 domains, and **UnderthinkingBench**, containing 11 challenging reasoning tasks. Using novel thinking-adjusted accuracy metrics, we perform extensive evaluation of 33 different thinking and non-thinking models and show that no model is able to optimally think on our benchmark. Thinking models often overthink for hundreds of tokens on the simplest user queries without improving performance. In contrast, large non-thinking models “underthink”, often falling short of much smaller thinking models. We further explore several methods to encourage optimal thinking, but find that these approaches often improve on one sub-benchmark at the expense of the other, highlighting the need for better unified and optimal models in the future.

**Date:** August 19, 2025

**Correspondence:** Pranjal Aggarwal at [pranjal2041@gmail.com](mailto:pranjal2041@gmail.com), Swarnadeep Saha at [swarnadeep@meta.com](mailto:swarnadeep@meta.com)

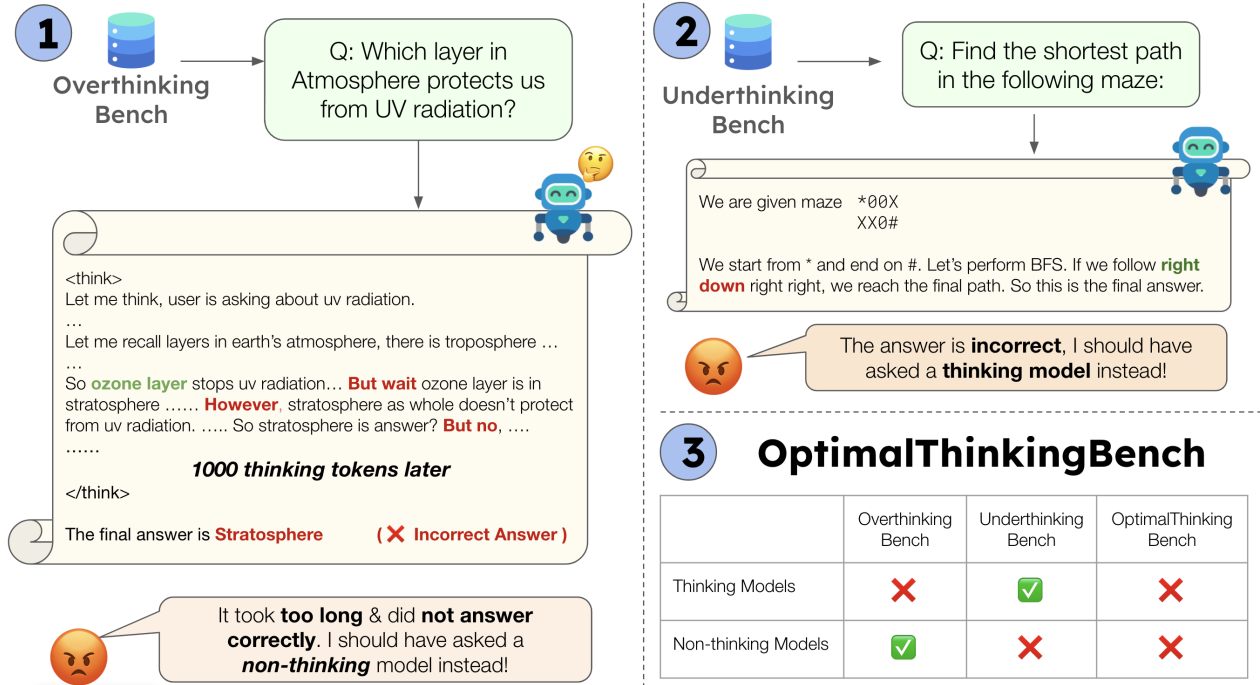
**Code:** <https://github.com/facebookresearch/RAM/tree/main/projects/otb>



## 1 Introduction

Users employ Large Language Models (LLMs) for a diverse array of tasks, ranging from answering simple factual queries to writing code or solving difficult math problems. However, for a long time, LLMs struggled with the *underthinking* problem wherein they could generate fluent text and answer simple queries but their performance would often fall short when tackling challenging reasoning problems that required step-by-step thinking (Wei et al., 2022). This situation has improved drastically in the past year as an emerging class of *thinking* models has shown remarkable performance on these more complex tasks (DeepSeek-AI et al., 2025; OpenAI et al., 2024). Although increased thinking has generally improved domains such as math and code (Muennighoff et al., 2025; Aggarwal and Welleck, 2025), its benefit for simpler queries is limited and can sometimes even lead to performance degradation (Cuadron et al., 2025; Chen et al., 2025a; Gema et al., 2025). Beyond diminishing gains, this phenomenon of *overthinking* in simple tasks also introduces significant latency, thus increasing the total cost of API-based models and affecting the user experience.

Consequently, many state-of-the-art LLMs have separate thinking and non-thinking variants (e.g., GPT-4o (Hurst et al., 2024) and o3 (OpenAI, 2025)), leaving the burden of selecting an appropriate model for a specific query to the user. This is far from ideal, as most users lack the technical knowledge to make such an *optimal* choice for each query and failure to do so would lead to sacrificing accuracy or efficiency. Hence, it is desirable to develop a model that can efficiently answer simple queries (i.e., not overthink) while spending more time on complex queries (i.e., not underthink). To encourage the development of such *optimally-thinking models* that balance cost and performance, we introduce a new benchmark called **OptimalThinkingBench**. It is a combination of two new sub-benchmarks: **OverthinkingBench** and **UnderthinkingBench** that lets us test and develop methods for *optimal* reasoning across a wide variety of domains. See Figure 1 for two example



**Figure 1** OptimalThinkingBench: A unified benchmark to evaluate overthinking and underthinking in LLMs. **OverthinkingBench** consists of simpler queries where excessive thinking either does not improve or occasionally degrades performance. **UnderthinkingBench** consists of reasoning problems where lack of thinking hurts performance.

queries from our benchmark.

To first address the challenge of overthinking by thinking models, we introduce **OverthinkingBench**, a benchmark containing simple queries where non-thinking models achieve high accuracy but thinking models yield similar or even lower scores despite generating hundreds of thinking tokens on average. We synthetically construct **OverthinkingBench** with automated filtering that ensures difficulty control, disambiguation, and answer correctness. It consists of questions across more than 72 domains with four distinct answer types. We then introduce **UnderthinkingBench**, which is constructed based on the principle that for certain questions no matter how large a non-thinking model is, its performance on complex reasoning tasks will be lower than that of a much *smaller yet thinking* model. **UnderthinkingBench** consists of 11 challenging reasoning tasks from 4 different domains: games, algorithms, graphs, and arithmetic (Stojanovski et al., 2025). Taken together, the synthetic nature of both sub-benchmarks allows each to remain dynamic, ensuring that the data generation recipe can be used to prevent benchmark contamination and evolve with increasing model competence.

To track progress on **OverthinkingBench**, we first propose Overthinking-Adjusted Accuracy (OAA), a metric that computes sample correctness below a certain thinking budget threshold. We use this metric to calculate  $AUC_{OAA}$ , an overthinking measure computing the area under the OAA curve to account for a range of thinking budgets. We evaluate models on **UnderthinkingBench** via standard accuracy. Our final metric for **OptimalThinkingBench** is the  $F_1$  score between the overthinking  $AUC_{OAA}$  and the underthinking accuracy.

We perform comprehensive evaluations with 33 different models to show that current thinking models overthink even on simple queries without improving performance, leading to a substantial drop in user experience and increasing cost. Non-thinking models, on the other hand, underthink on difficult reasoning problems. Notably, *no single model can optimally balance accuracy and efficiency* on our benchmark. In particular, only 5 out of a total of 33 tested models achieve a score of above 50% on our benchmark. o3 achieves the highest score at 72.7% while the best performance by an open-weight model is by GPT-OSS-120B at 62.5%.

Finally, to improve performance on **OptimalThinkingBench**, we explore different methods that encourage optimal thinking by either (1) penalizing overthinking with length-based rewards, (2) using a router to switch between thinking and non-thinking modes, or (3) explicitly prompting models to think optimally. While some

of these methods prove to be more effective than others, a significant gap persists, which motivates the need for better optimally-thinking LLMs in the future. In summary, our contributions are three-fold:

- We develop **OptimalThinkingBench**, a single unified benchmark to simultaneously track the progress of optimally-thinking LLMs for both performance and efficiency.
- Through comprehensive evaluations of 33 different thinking and non-thinking LLMs, we show that state-of-the-art models struggle to optimally balance accuracy and efficiency, leaving a large gap for improvement in future work.
- We explore and compare several methods to encourage optimal thinking. Our results show that, while some approaches are promising, there still exists a significant trade-off between efficient and performant LLMs.

## 2 Related Work

**Overthinking and Underthinking in LLMs.** Several recent works have analyzed the issues of both overthinking and underthinking in LLMs (Sui et al., 2025; Wang et al., 2025b; Chen et al., 2025a; Saha et al., 2024; Zhang et al., 2025b; Pu et al., 2025). Notably, these analyses span adversarial (Kumar et al., 2025), tool-use (Cuadron et al., 2025), math (Song and Zheng, 2025; Zhao et al., 2025; Su et al., 2025; Wang et al., 2025b) and unanswerable (Kirichenko et al., 2025) queries. Further, Liu et al. (2025) shows that chain-of-thought can hurt performance in tasks where deliberation hurts performance in humans. Additionally, a very recent concurrent blog post introduces a benchmark and discusses the problem of token efficiency in thinking models (TSB, 2025). Many of these studies have treated overthinking and underthinking in isolation, without unified metrics, often on different and specialized benchmarks, which has hindered the ability to effectively track progress toward optimal thinking in LLMs. **OptimalThinkingBench** addresses this issue by providing a unified benchmark and metrics, thereby demonstrating that independently optimizing models for overthinking or underthinking results in improvements in only one of these at the expense of the other.

**Methods for Addressing Overthinking and Underthinking.** A large body of prior work has explored reducing overthinking in models with efficient reasoning methods (Arora and Zanette, 2025; Kang et al., 2024; Fang et al., 2025). For instance, Aggarwal and Welleck (2025); Arora and Zanette (2025); Yi et al. (2025); Zhang et al. (2025a) modify reinforcement learning objectives, VeriThinker (Chen et al., 2025b) trains models on verification tasks, Yang et al. (2025); Jiang et al. (2025) develop early exit methods, and Wang et al. (2025a) propose a simple inference time intervention. However, these methods have almost universally focused on math and code domains, neglecting the vast proportion of general user queries (Handa et al., 2025). Similarly, past works have improved underthinking by forcefully adding tokens when the model is about to stop generation (Muennighoff et al., 2025; Jin et al., 2025). Furthermore, they typically rely on disparate evaluation setups and use their own unique metrics to measure overthinking or underthinking, making fair comparison across approaches difficult and hindering systematic progress. **OptimalThinkingBench** addresses this gap by providing a unified interface (with benchmarks and metrics) to study both overthinking and underthinking. This makes evaluation more standardized and enables fair comparison between these methods. Using this evaluation setup, we compare several of these past methods to show that while existing efficient reasoning methods improve overthinking, they often also degrade underthinking.

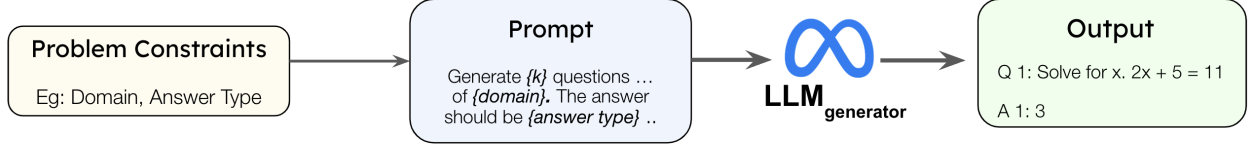
## 3 Optimal Thinking Benchmark

**OptimalThinkingBench** consists of two complementary benchmarks designed to evaluate the full spectrum of LLMs’ thinking behavior. While **OverthinkingBench** measures excessive computation on simple queries, **UnderthinkingBench** quantifies insufficient reasoning on complex tasks. Together, they provide a unified framework for assessing whether models can adaptively balance computational cost with task complexity while maintaining accuracy. We describe each benchmark in detail below.

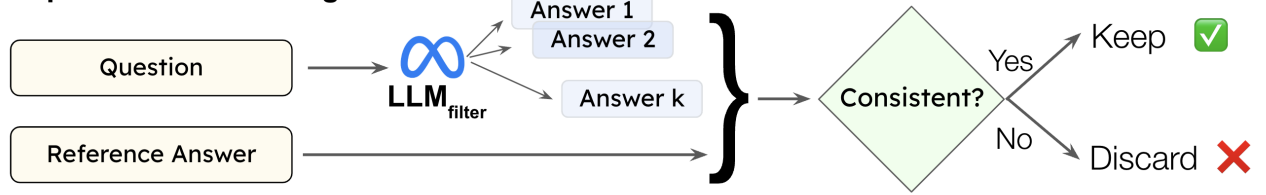
### 3.1 OverthinkingBench

**OverthinkingBench** is designed with the principle of quantifying overthinking in thinking models, i.e., the phenomenon of generation of excessive thinking tokens on simple queries without corresponding performance gains. To construct a diverse and high-quality benchmark, we employ a two-stage pipeline consisting of

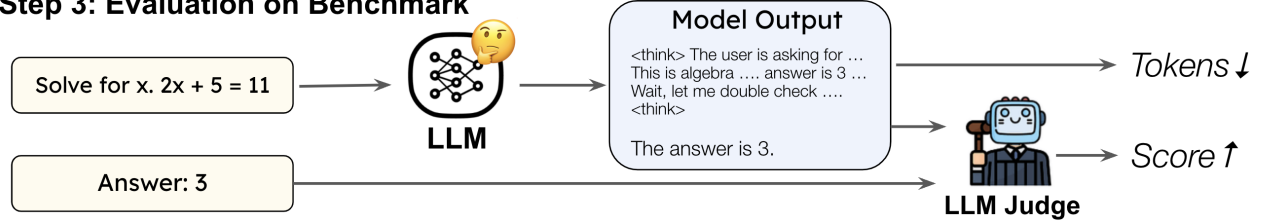
### Step 1: Constrained Dataset Generation



### Step 2: Dataset Filtering



### Step 3: Evaluation on Benchmark



**Figure 2** Generation recipe of *OverthinkingBench* (Step 1 and 2) and evaluation recipe of models on *OverthinkingBench* (Step 3). We follow a generation and filtering pipeline to generate and verify the questions and answer correctness. We evaluate model outputs on this benchmark based on the number of tokens used (overthinking) and answer correctness, using an LLM-as-a-Judge verifier.

*Constrained Dataset Generation* followed by rigorous *Dataset Filtering*, as illustrated in Figure 2. We follow a fully synthetic dataset creation recipe to ensure that *OverthinkingBench* can also be easily extended and/or difficulty adjusted without human intervention, keeping pace with the rapid progress of LLMs.

**Constrained Dataset Generation.** Creating a benchmark that covers a wide set of queries, in line with real-world query distributions, requires diversity. Naively prompting an LLM would primarily produce degenerate questions that may fail to capture the breadth of user queries (Shypula et al., 2025). To address this, we use a constrained sequential question generation setup: given a pair of constraints  $\mathcal{C} = \{D, T\}$  where  $D$  represents a specific domain and  $T$  an answer type, we prompt an LLM  $\mathcal{L}$  to generate  $n$  question-answer pairs:

$$\mathcal{L}(\mathcal{C}) \rightarrow \{(q_i, a_i)\}_{i=1}^n$$

where each pair  $(q_i, a_i)$  satisfies the specified constraints.

We source a total of 72 domains,  $D$ , that span science (e.g., Mechanics, Quantum Physics), general knowledge (e.g., Global Facts), and everyday topics from SuperGPQA (Du et al., 2025). Our answer types,  $T$ , include four categories that ensure diverse response formats: (a) numeric answers, (b) multiple-choice questions (MCQ), (c) one-word or short phrase responses, and (d) open-ended answers.

This approach offers several advantages. First, it ensures coverage across domains and answer types. Second, the modular constraints enable systematic ablation studies to understand how overthinking varies with specific domains or answer formats. Third, the generation recipe provides defense against benchmark contamination, since new questions can be generated while maintaining the same properties. In our analysis, we also vary the number of options in MCQs from 4 to 12, allowing us to investigate how distractors affect thinking behavior. The prompt templates are provided in Appendix A.

**Dataset Filtering.** Synthetically generated benchmarks require validating answer correctness and ensuring both question clarity and appropriate difficulty. Since an LLM generates both questions and answers, filtering

becomes essential. Our filtering method takes advantage of the principle that simple questions should elicit consistently correct responses. For each generated question  $q_i$ , we sample  $k = 8$  responses from a separate LLM  $\mathcal{L}'$ :

$$\mathcal{L}'(q_i) \rightarrow \{y_1, y_2, \dots, y_k\}$$

We retain a question-answer pair  $(q_i, a_i)$  if and only if all the sampled answers from the LLM  $\mathcal{L}'$  match the answer  $a_i$  generated by the LLM  $\mathcal{L}$ . For answer matching, we use an LLM-as-a-Judge  $\mathcal{L}_{\text{judge}}$  that outputs true only if the two answers agree. Exact prompt for  $\mathcal{L}_{\text{judge}}$  is presented in Figure 8.

$$\forall j \in \{1, \dots, k\} : \mathcal{L}_{\text{judge}}(q_i, a_i, y_j) = \text{True}$$

This recipe ensures three properties: (1) Answer Correctness: The agreement among samples validates the reference answer with a high likelihood. (2) Question Clarity: Consistent responses indicate unambiguous phrasing, since ambiguous questions would lead to divergent interpretations and answers. (3) Appropriate Difficulty: The requirement for 100% agreement ensures questions are simple enough that they don't require extensive reasoning. Questions that pass this filtering constitute the final **OverthinkingBench** dataset.

**Final Statistics.** After filtering, we end up with  $n = 1440$  high-quality questions, with 5 questions for each (domain, answer type) pair, totaling 360 questions per answer type and 20 questions per domain.

**Evaluation Metric.** To evaluate models on **OverthinkingBench**, we track both accuracy and the number of thinking tokens generated<sup>1</sup>, ensuring that models produce correct answers without excessive computation.

First, for accuracy, we employ the same LLM-as-a-Judge  $\mathcal{L}_{\text{judge}}$  used for dataset filtering to determine the correctness of a model answer  $y_i$ , for a given question  $q_i$  and reference answer  $a_i$ :

$$\text{Correctness}_i : \mathcal{L}_{\text{judge}}(q_i, a_i, y_i) \rightarrow \{0, 1\}$$

We rely on an LLM for correctness judgment because model responses on **OverthinkingBench** have diverse answer formats that preclude exact matching. Next, using this correctness criterion, we propose Overthinking-Adjusted Accuracy ( $\text{OAA}_t$ ), a unified metric to track a model's accuracy when using fewer than  $t$  thinking tokens:

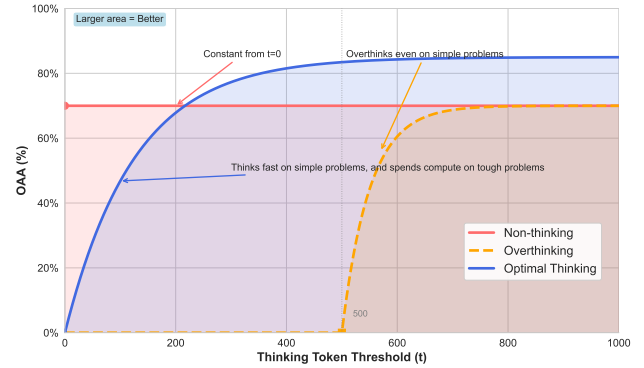
$$\text{OAA}_t = \frac{1}{n} \sum_{i=1}^n (\text{Correctness}_i \cdot \mathbb{I}(\text{ThinkTokens}_i < t))$$

However, selecting the threshold  $t$  presents a challenge, as a small threshold would cause most thinking models to score 0, while a large threshold would not penalize overthinking. Thus, as an aggregated metric, we report the area under the  $\text{OAA}_t$  curve, where the x-axis represents the threshold of thinking tokens  $t$  and the y-axis represents the corresponding  $\text{OAA}_t$  score. The metric is calculated as:

$$\text{AUC}_{\text{OAA}} = \int_0^{t_{\max}} \frac{\text{OAA}_t}{t_{\max}} dt \approx \sum_{t=0}^{t_{\max}} \frac{\text{OAA}_t}{t_{\max}} \quad (1)$$

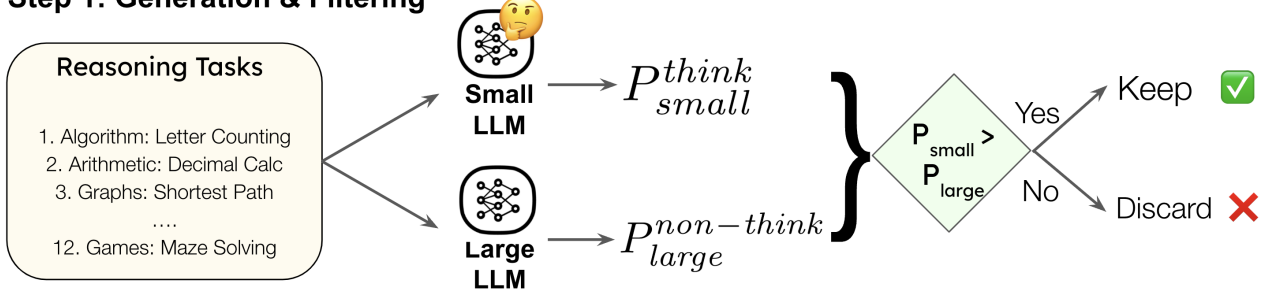
where  $t_{\max}$  denotes a pre-defined maximum number of thinking tokens. Our proposed metric has several key properties and advantages: (1) Maximum and minimum values are comparable to accuracy, making it

<sup>1</sup>We count tokens explicitly marked for thinking based on each model's guidelines (e.g., tokens between `<think>` tags).

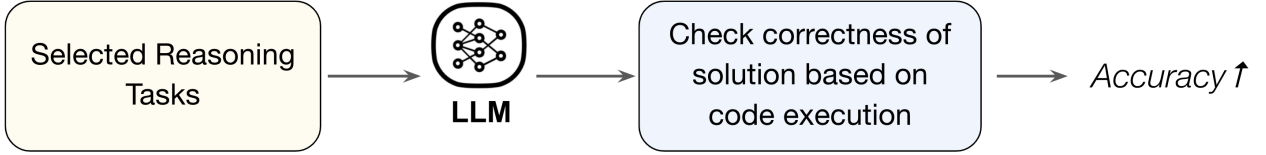


**Figure 3** Visualization of  $\text{AUC}_{\text{OAA}}$  metric showing Overthinking-Adjusted Accuracy ( $\text{OAA}_t$ ) versus thinking token threshold  $t$ . For illustration purposes only, we consider three types of models. First, a *Non-thinking* model (in red) achieves a constant 70% accuracy from  $t=0$ . Second, an *Overthinking* model (in orange) overthinks even on simple problems decreasing  $\text{AUC}_{\text{OAA}}$ . Finally, an *Optimal Thinking* model (in blue) thinks fast on simple problems, and spends more compute on harder problems, achieving better  $\text{AUC}_{\text{OAA}}$ . Shaded areas represent  $\text{AUC}_{\text{OAA}}$  values. The ranking demonstrates:  $\text{AUC}_{\text{OAA}}^{\text{optimal}} > \text{AUC}_{\text{OAA}}^{\text{non-think}} > \text{AUC}_{\text{OAA}}^{\text{overthink}}$ .

### Step 1: Generation & Filtering



### Step 2: Evaluation on Benchmark



**Figure 4** Generation recipe of **UnderthinkingBench** (Step 1) and evaluation recipe of models on **UnderthinkingBench** (Step 2). We follow a generation and filtering pipeline to first generate and then check for reasoning tasks that particularly benefit from thinking (by leveraging the difference between a small thinking model and a large non-thinking model). We evaluate models on **UnderthinkingBench** using accuracy computed with a code-based verifier.

interpretable and easy to measure progress with. (2) Models achieve high scores by simultaneously using minimal tokens (ideally 0) and answering correctly. (3) Both failure cases, where models either do not think but generate incorrect answers or generate correct answers but think a lot, will obtain low scores. (4) Despite the integral form, the metric is easily computable since token counts are fixed for each response, reducing the equation to a single term rather than integration. Figure 3 provides a visual illustration of  $AUC_{OAA}$ .

## 3.2 UnderthinkingBench

**UnderthinkingBench** is constructed based on a core principle that no matter how large a non-thinking model is, its performance on complex reasoning tasks will be lower than that of a much smaller thinking model. In other words, it evaluates how necessary “thinking” (via chain-of-thought token generation) is to solve a problem.

**Dataset Generation.** To operationalize this principle, we start with 100 different reasoning tasks from Reasoning Gym (Stojanovski et al., 2025). We evaluate the performance of a small thinking model  $P^{think}_{small}$  and a large non-thinking model  $P^{non-think}_{large}$  for each task. We retain only tasks where  $P^{think}_{small} - P^{non-think}_{large} > \lambda$ , with threshold  $\lambda = 0.1$ . This selection criterion yields 11 reasoning task types across 6 categories: games, algorithms, graphs, arithmetic, geometry and logic. Table 5 in the Appendix presents the complete list. For each task, we procedurally generate questions and evaluate models on these questions using code execution. This setup allows us to track progress of underthinking in two model types: (1) Non-thinking models may achieve low accuracy because they cannot generate sufficiently long and correct CoTs. (2) Thinking models may rely on heuristics and underthink on the problems, leading to incorrect answers. The procedural generation enables creation of new questions with increasing complexity to prevent benchmark contamination and to keep up with improving model capabilities.

**Final Statistics.** We generate 550 questions, consisting of 50 questions for each of the 12 types of reasoning tasks.

**Evaluation Metric.** **UnderthinkingBench** tests model’s ability to generate correct answers to complex reasoning tasks without constraining thinking tokens. We use the task-specific programmatic verifiers provided by Reasoning Gym. In particular, for each sample, we extract the model’s final answer from the last `\\boxed{}` in its output and pass it to the task’s verifier, which checks correctness against the problem instance via code

execution. For example, in the maze shortest-path task, the verifier simulates the proposed path to check for its validity and compares its length to an algorithmically computed optimal solution.

### 3.3 Evaluation Metric of OptimalThinkingBench

The goal of `OptimalThinkingBench` is to track progress through a single unified metric, since overthinking and underthinking represent two sides of the same problem. To standardize evaluation of models on both benchmarks, we combine  $AUC_{OAA}$  from `OverthinkingBench` and accuracy  $Acc_{ut}$  from `UnderthinkingBench` into a single  $F_1$  score:

$$F_1^{otb} = 2 \cdot \frac{AUC_{OAA} \cdot Acc_{ut}}{AUC_{OAA} + Acc_{ut}} \quad (2)$$

Overall, a model scoring high on `OptimalThinkingBench` must avoid both overthinking on simple problems and underthinking on complex ones. This metric ensures that models must perform well on both benchmarks simultaneously to achieve high scores, as  $F_1$  tends to be closer to the lower of the two component metrics.

## 4 Experimental Setup

### 4.1 OptimalThinkingBench Creation

For generating questions ( $\mathcal{L}$ ), filtering ( $\mathcal{L}'$ ), and evaluation ( $\mathcal{L}_{judge}$ ), we use the same LLM: Llama-4-Maverick with different prompts listed in Appendix A. For `OverthinkingBench`, we use 72 different domains, 4 different answer types, and for each (domain, answer type) pair, we generate 5 questions. For filtering, we sample 8 responses for each question. We use temperature = 0.6 and top\_p = 1.0. For evaluation, we set the maximum number of thinking tokens  $t_{max} = 1000$  in Equation 1. For creating `UnderthinkingBench`, we set the threshold  $\lambda = 0.3$  and use Qwen3-1.7B as the thinking model and Qwen3-235B-A22B as the non-thinking model.

### 4.2 Model Evaluation

We evaluate 33 different open-source and proprietary models on `OptimalThinkingBench`, with varying model sizes, and different families. For hybrid models, we evaluate them in both thinking and non-thinking modes. We compare models on the complete `OptimalThinkingBench` based on our  $F_1^{otb}$  metric. In addition, for each model, we report the number of thinking tokens, accuracy, and  $AUC_{OAA}$  for `OverthinkingBench`, and accuracy, thinking tokens for `UnderthinkingBench`. All evaluations are performed over 8 seeds, and consistent temperature sampling of 0.6.

## 5 Results and Analyses

### 5.1 Main Results with Thinking and Non-Thinking Models

In Table 1, we show the performance of all models on `OptimalThinkingBench`. Our evaluation reveals the following key findings on the state of current thinking and non-thinking LLMs.

**Models fail to achieve optimal balance between accuracy and efficiency.** Comparing our primary  $F_1^{otb}$  metric, we observe that o3 achieves the best performance on `OptimalThinkingBench` at 72.7%. Among the open-weight models, the best results are obtained by the GPT-OSS-120B model at 62.5%, representing a 10-point gap compared to the best closed-weight model. Apart from GPT-OSS-120B, all other open-weight models score below 50% on our benchmark. Overall, no current model effectively balances efficiency and reasoning capability because they either do well on `OverthinkingBench` or `UnderthinkingBench` but not on both at the same time. This gap demonstrates substantial room for improvement in developing *unified* models (particularly with open recipes and weights) that can adaptively adjust their computational effort based on task complexity.

**Most Thinking models exhibit severe overthinking on simple queries.** On `OverthinkingBench`, all models generate at least 100 thinking tokens for simple queries, with most models generating more than 700 tokens. This

**Table 1** Main results on **OptimalThinkingBench** comparing open/closed thinking/non-thinking models. We also show individual results for **OverthinkingBench** and **UnderthinkingBench**, reporting accuracy, thinking tokens, and our proposed metrics. The main metrics for over, under, and optimal-thinking are  $AUC_{OAA}$ , accuracy, and  $F_1^{otb}$  respectively. These metrics are bolded for the best performing model in each of the four categories.  $^\dagger$  = Hybrid models evaluated in either thinking or non-thinking mode.

Model	OptimalThinkingBench $F_1^{\text{otb}} \uparrow$	OverthinkingBench			UnderthinkingBench	
		Accuracy (%) $\uparrow$	Tokens $\downarrow$	AUC <sub>OAA</sub> $\uparrow$	Accuracy (%) $\uparrow$	Tokens $\downarrow$
Open Non-Thinking Models						
Mistral-Small-3.2-24B-2506	25.4	95.2	0	95.2	14.7	1996
Llama-3.1-8B	12.2	93.8	0	93.8	6.5	1055
Llama-3.3-70B	25.0	96.8	0	96.8	14.3	677
Llama-4-Scout	26.8	95.6	0	95.6	15.6	658
Llama-4-Maverick	33.5	95.5	0	95.5	20.3	792
Qwen2.5-7B	12.3	94.1	0	94.1	6.6	1689
Qwen2.5-Math-7B	8.3	64.1	0	64.1	4.5	1365
Qwen2.5-72B	21.2	96.9	0	<b>96.9</b>	11.9	1411
Qwen2.5-Math-72B	15.6	53.4	0	53.4	9.1	972
Qwen3-1.7B <sup>†</sup>	14.1	87.6	0	87.4	7.6	1739
Qwen3-8B <sup>†</sup>	23.7	95.4	0	95.2	13.5	1345
Qwen3-14B <sup>†</sup>	19.9	96.2	0	96.0	11.1	773
Qwen3-32B <sup>†</sup>	25.6	96.5	0	96.3	14.7	722
Qwen3-235B-A22B <sup>†</sup>	<b>33.7</b>	96.6	0	96.5	<b>20.4</b>	769
Closed Non-Thinking Models						
GPT-4o	24.5	97.3	0	97.3	14.0	378
GPT-4.1	31.4	96.6	0	96.6	18.8	640
Claude-Sonnet-4 <sup>†</sup>	<b>58.9</b>	97.8	0	<b>97.8</b>	<b>42.1</b>	741
Open Thinking Models						
Magistral-Small-2506	17.6	92.7	2303	11.6	36.6	15228
R1-Distill-Qwen-1.5B	10.5	66.4	780	28.1	6.5	10245
DeepScaleR-1.5B-Preview	11.9	69.3	692	33.0	7.3	8131
R1-Distill-Qwen-7B	22.8	85.1	562	44.9	15.2	8983
R1-Distill-Llama-8B	19.5	89.8	787	37.1	13.2	8218
Qwen3-1.7B <sup>†</sup>	32.2	91.4	753	37.6	28.1	8088
Qwen3-8B <sup>†</sup>	34.7	96.3	854	30.5	40.3	9753
R1-0528-Qwen3-8B	27.6	94.5	818	41.3	20.8	9982
Qwen3-14B <sup>†</sup>	41.3	96.5	718	38.2	45.1	8485
Qwen3-32B <sup>†</sup>	37.0	96.3	778	32.8	42.4	8934
Qwen3-235B-A22B <sup>†</sup>	33.1	96.9	948	28.7	39.1	9309
Hunyuan-A13B	44.2	95.3	361	66.6	33.1	8305
GPT-OSS-20B	50.9	95.6	128	83.8	36.5	7153
GPT-OSS-120B	<b>62.5</b>	94.9	<b>110</b>	<b>84.3</b>	<b>49.7</b>	4032
Closed Thinking Models						
Claude-Sonnet-4 <sup>†</sup>	62.0	97.7	332	71.1	54.9	10675
o3	<b>72.7</b>	95.3	<b>135</b>	<b>83.1</b>	<b>64.5</b>	4985

is reflected in the  $AUC_{OAA}$  scores that are much lower than the corresponding raw accuracy numbers. The best-performing open and closed thinking models are GPT-OSS-120B and o3, generating 110 and 135 tokens, respectively, on average. Since most of the queries in this benchmark are simple questions such as “If a steel rod is 1 meter long, what is its length in centimeters?”, the unnecessary computation by thinking models severely penalizes their  $AUC_{OAA}$  scores despite similar accuracy, highlighting higher cost and reduced utility for users. In contrast, non-thinking models achieve much higher  $AUC_{OAA}$  scores, matching their corresponding raw accuracies.

**Thinking models, however, show substantial gains on complex reasoning.** Despite overthinking on simple queries, thinking models are much better than non-thinking models on **UnderthinkingBench**. o3 obtains the highest accuracy on **UnderthinkingBench** at 64.5%, followed by GPT-OSS-120B at 49.7%. Analyzing models that

**Table 2** Results comparing different methods for improving optimal thinking on our benchmark. We evaluate on both **OverthinkingBench** and **UnderthinkingBench** to understand how methods developed to reduce overthinking impact underthinking and viseversa.

Method	OptimalThinkingBench $F_1^{\text{otb}} \uparrow$	OverthinkingBench			UnderthinkingBench	
		Accuracy (%) $\uparrow$	Tokens $\downarrow$	AUC <sub>OAA</sub> $\uparrow$	Accuracy (%) $\uparrow$	Tokens $\downarrow$
<i>Non-Thinking Models</i>						
R1-Distill-Qwen-7B	22.8	85.1	562	44.9	15.2	17967
+ VeriThinker (Chen et al., 2025b)	15.2 (-7.5)	85.9 (+0.8)	430 (-24%)	61.5 (+16.6)	8.7 (-6.6)	2070 (-88%)
+ SB-DS	18.7 (-4.1)	83.6 (-1.5)	180 (-68%)	70.5 (+25.6)	10.8 (-4.5)	3598 (-80%)
+ L1 (Aggarwal and Welleck, 2025)	24.3 (+1.5)	84.8 (-0.3)	562 (+0%)	39.1 (-5.7)	17.6 (+2.3)	3494 (-81%)
+ AdaptThink (Zhang et al., 2025a)	27.3 (+4.5)	85.4 (+0.2)	356 (-37%)	61.4 (+16.5)	17.5 (+2.3)	17176 (-4%)
Qwen3-8B	34.7	96.3	854	30.5	40.3	19505
+ Model Merging (Wu et al., 2025)	41.6 (+6.9)	96.0 (-0.3)	553 (-35%)	50.9 (+20.4)	35.1 (-5.2)	15569 (-20%)
+ L1 (Aggarwal and Welleck, 2025)	34.8 (+0.1)	95.9 (-0.4)	560 (-34%)	42.5 (+12.0)	29.5 (-10.9)	5814 (-70%)

operate in hybrid mode, all Qwen3 models score at or below 20% accuracy in non-thinking mode, with Qwen3-32B only achieving 15%. However, when these same models operate in thinking mode, their performance increases significantly. For example, Qwen3-14B’s accuracy in thinking mode increases from 11% to 45%, representing a 34% improvement. This pattern also holds for other hybrid models.

**Accuracy of distilled thinking models degrades on simple queries after distillation.** Non-thinking models that are distilled using a thinking model’s traces, e.g., Qwen models distilled from R1 traces show degradation even on raw accuracy numbers for **OverthinkingBench** upon distillation. For example, R1-Distill-Qwen-7B scores 85.1% versus 94.1% for Qwen2.5-7B, while R1-Distill-Llama3-8B performs at 89.8% compared to Llama3-8B’s 95.3%. This shows that specializing non-thinking models to perform thinking comes at the cost of reduced performance on queries that do not require thinking.

## 5.2 Methods for Improving Optimal Thinking

Given that all models exhibit a trade-off between performance and efficiency, we now explore different approaches to encourage optimal thinking in models. These include: (1) methods for efficient reasoning that mitigate overthinking, (2) routing between thinking and non-thinking modes based on the question difficulty, and (3) explicitly prompting models to not overthink or underthink.

**Efficient reasoning methods reduce overthinking but also affect performance.** Our first approach toward improving optimal thinking is to mitigate overthinking in thinking models using recently proposed methods for efficient reasoning. We test five such methods implemented with two kinds of thinking models, as shown in Table 2.<sup>2</sup> They are based on the following concepts:

- **Length-based Reward Shaping.** These methods (Aggarwal and Welleck, 2025; Zhang et al., 2025a) primarily modify the reward function to include an additional length term along with the original correctness reward.
- **Model Merging.** This method (Wu et al., 2025) merges weights of two different models with different output length distributions, to enable short CoT on simple and long CoT on complex questions.
- **Auxilliary Task Training.** This method (Chen et al., 2025b) shows that training the model for verification leads to more efficient reasoning.

Generally, these methods reduce token usage by up to 68%. However, on **UnderthinkingBench**, there is a clear decrease in accuracy in 4 out of 6 model-method combinations compared to their base versions. Notably, 2 out of these 6 configurations underperform on the overall  $F_1^{\text{otb}}$  score, indicating that efficiency gains come at the cost of reasoning capability. For example, R1-Distill-Qwen-7B achieves 22.8  $F_1^{\text{otb}}$  score, but with VeriThinker (Chen et al., 2025b), this drops to 15.2% despite significant token reduction (from 562 to 430 tokens on **OverthinkingBench**).

<sup>2</sup>We directly use these models from HuggingFace, without retraining them.

**Table 3** Comparison of a state-of-the-art router model (that routes between non-thinking and thinking modes based on question difficulty) with an oracle router on Qwen3 family of models to encourage optimal thinking.

Method	OptimalThinkingBench $F_1^{\text{otb}} \uparrow$	OverthinkingBench			UnderthinkingBench	
		Accuracy (%) $\uparrow$	Tokens $\downarrow$	AUC <sub>OAA</sub> $\uparrow$	Accuracy (%) $\uparrow$	Tokens $\downarrow$
Qwen3-1.7B	32.2	91.4	757	37.6	28.1	16176
Qwen3-1.7B-NonThink	14.1	87.6	0	87.6	7.6	3477
w/ Trained Router	34.0 (+1.8%)	88.6	194	73.9	22.1	12455
Oracle Router	42.5	87.6	0	87.6	28.1	16176
Qwen3-8B	34.7	96.3	853	30.5	40.3	19505
Qwen3-8B-NonThink	23.7	95.4	0	95.4	13.5	2689
w/ Trained Router	45.8 (+11.1%)	95.6	220	77.2	32.5	14228
Oracle Router	56.7	95.4	0	95.4	40.3	19505
Qwen3-32B	37.0	96.3	796	32.8	42.4	17869
Qwen3-32B-NonThink	25.6	96.5	0	96.3	14.7	1443
w/ Trained Router	46.2 (+9.2%)	96.3	202	78.6	32.7	13063
Oracle Router	58.9	96.5	0	96.3	42.4	17869
Qwen3-235B-A22B	33.1	96.9	970	28.7	39.1	4654
Qwen3-235B-A22B-NonThink	33.7	96.6	0	96.6	20.4	1537
w/ Trained Router	43.1 (+10.0%)	96.6	228	78.1	29.8	3771
Oracle Router	55.6	96.6	0	96.6	39.1	4654

We also note that while most efficiency methods claim similar or better performance on mathematical tasks, the range of reasoning tasks is much more diverse. **UnderthinkingBench** is specifically designed to address that via its non-math reasoning problems, thereby highlighting that efficiency gains on math may not always generalize to other complex reasoning domains. Notable exceptions are L1 (Aggarwal and Welleck, 2025) and AdaptThink (Zhang et al., 2025a) with R1-Distill-Qwen-7B, where performance improves even on **UnderthinkingBench**. Nevertheless, all methods still struggle to improve  $F_1^{\text{otb}}$  scores beyond 42%, reinforcing the need to develop better methods for optimal thinking in the future.

**Question-difficulty based routing helps optimality but still has a large gap to the oracle router.** Our next approach to improve **OptimalThinkingBench** scores leverages a router model that uses non-thinking mode for simple questions (from **OverthinkingBench**) and thinking mode for complex questions (from **UnderthinkingBench**). We evaluate an open-source router (Tran et al., 2025) on Qwen3 models (that support hybrid modes), comparing against both the best individual mode performance and an oracle router that always selects the optimal mode. This trained router is a publicly available state-of-the-art model that is prompted to classify queries as simple or complex, using which we route to non-thinking or thinking mode, respectively. We also evaluate against an oracle router that chooses the non-thinking mode for **OverthinkingBench** and the thinking mode for **UnderthinkingBench**.

The results are consistent across all models. The router improves upon the best individual mode with performance improvements ranging from 2% to 11%. Despite these improvements, all routing results fall significantly short of those obtained by an oracle router, with gaps ranging around 12 points. For example, the oracle router for Qwen3-8B achieves 56.7% compared to the actual router’s 45.8%, highlighting substantial room for improvement. These results suggest that while routing techniques may provide benefits in specific scenarios, developing effective routers for general unified reasoning remains an open challenge.

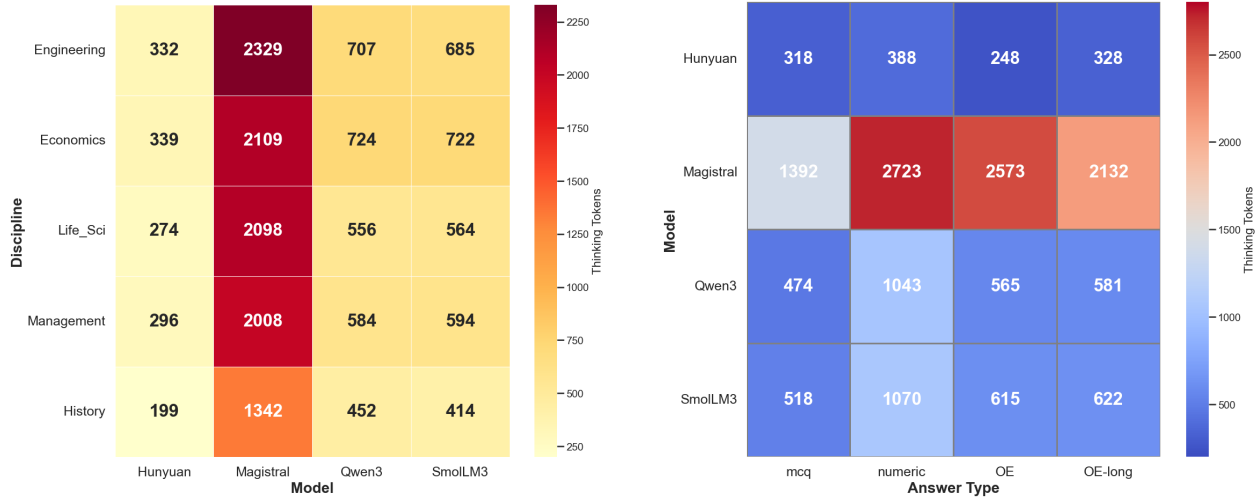
**Explicitly Prompting Models.** Next, we explore whether models can be explicitly prompted to think optimally. In particular, we use the following prompt suffixes:

- **Don’t Overthink:** We explicitly prompt models to not overthink.
- **Let’s think step-by-step:** This is a standard prompt suffix, often used in real-world queries to encourage models to think step-by-step (Kojima et al., 2022).

Table 4 shows the results of different prompt variations on **OverthinkingBench**. First, encouragingly on **OverthinkingBench**, we find that prompting models to not overthink leads to a consistent drop in tokens used (by up to 29%), without impacting accuracy. In contrast, prompting models to “Think step-by-step” leads

**Table 4** Results comparing different prompt variations on OptimalThinkingBench to encourage optimal thinking.

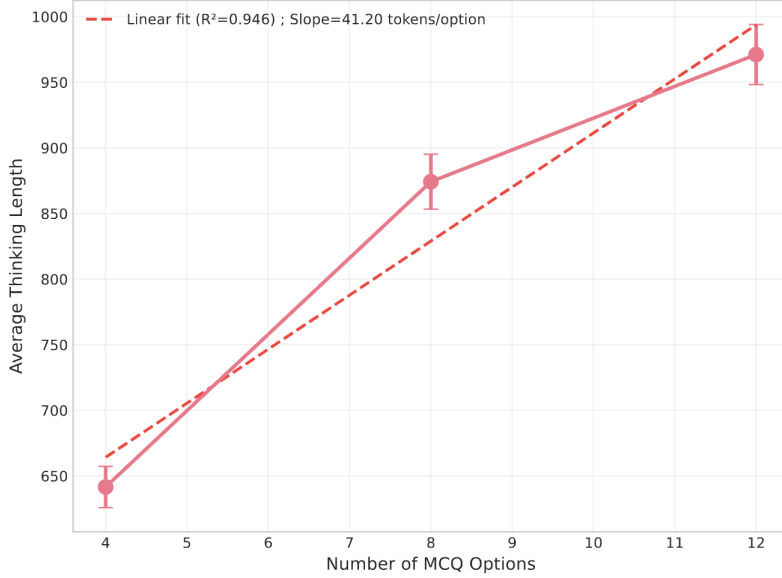
Method	OptimalThinkingBench $F_1^{\text{otb}} \uparrow$	OverthinkingBench			UnderthinkingBench	
		Accuracy (%) $\uparrow$	Tokens $\downarrow$	AUC <sub>OAA</sub> $\uparrow$	Accuracy (%) $\uparrow$	Tokens $\downarrow$
Qwen3-1.7B						
Standard	32.2	91.4	753	37.6	28.1	8088
Step-by-Step	29.3 (-2.9)	90.9 (-0.5)	893 (+19%)	28.2 (-9.5)	30.6 (+2.5)	8266 (+2%)
Don't Overthink	37.3 (+5.1)	91.0 (-0.4)	549 (-27%)	52.2 (+14.5)	29.0 (+0.9)	7193 (-11%)
Qwen3-8B						
Standard	34.7	96.3	854	30.5	40.3	9753
Step-by-Step	25.7 (-9.0)	95.5 (-0.8)	1075 (+26%)	18.5 (-11.9)	42.1 (+1.8)	10333 (+6%)
Don't Overthink	43.6 (+8.9)	96.1 (-0.1)	610 (-29%)	49.0 (+18.5)	39.3 (-1.0)	8637 (-11%)
Qwen3-14B						
Standard	41.3	96.5	718	38.2	45.1	8485
Step-by-Step	31.2 (-10.2)	96.2 (-0.4)	908 (+27%)	23.6 (-14.6)	45.9 (+0.8)	8840 (+4%)
Don't Overthink	49.1 (+7.7)	96.5 (-0.0)	534 (-26%)	53.6 (+15.4)	45.3 (+0.2)	7870 (-7%)

**(a)** Results for how thinking varies with changing domains of problems.**(b)** Results for how thinking varies with changing answer types of problems.**Figure 5** Comparison of how amount of thinking varies with changing problem domains and answer types.

to a small drop in accuracy across all Qwen models, but importantly, increasing thinking length by roughly 19-27%. This suggests that the colloquial prompt suffix further aggravates overthinking for simple queries with thinking models. On **UnderthinkingBench**, “Don’t Overthink” leads to a lower but non-trivial drop in token length across all models, while also not affecting the average accuracy. However, “Think step-by-step” leads to an increase of up to 2.5% in accuracy. Overall, these results show that with the right kind of prompts, LLMs can be made to think more optimally. We hope that our benchmark generally encourages further explorations of all these optimal thinking strategies in future models.

### 5.3 Analysis of Thinking Amount Based on Questions

**Analysis by Question Domains.** Figure 5a shows thinking token usage across different domains and model families, sorted by average thinking length with the highest domains at the top. The trends suggest that models generate more thinking tokens for STEM domains such as Science and Engineering, compared to domains like History. Interestingly, this occurs despite models achieving similar accuracy across these domains (Spearman  $\rho = -0.46$  and  $p = 0.1 > 0.05$ ), with little correlation between domain type and correctness.



**Figure 6** Results showing how amount of overthinking varies with the number of options for multiple choice questions. Despite most options being distractors, there is almost a linear increase in overthinking with an increasing number of options.

Furthermore, when examining accuracy improvements over their non-thinking counterparts, we do not find any statistically significant correlation between increased thinking and performance delta (Spearman  $\rho = 0.29$  and  $p = 0.33 > 0.05$ ). These results highlight that models cannot flexibly adjust their thinking based on the question domain, resulting in more overthinking in specific domains than in others.

**Analysis by Answer Types.** In Figure 5b, we analyze how answer types affect the amount of thinking. All models show similar behavior: they use comparable token counts for MCQ and open-ended questions while consuming substantially more tokens for numeric questions. A potential reason for this difference could be due to the increased computational complexity demanded by the numeric questions. However, as shown in Appendix subsection C.1, we evaluate the accuracy of 5 different models and find no statistically significant difference in accuracy compared to non-thinking models for the numeric domain in 4 out of 5 cases. This finding suggests that mathematical tokens in prompts trigger more extensive thinking (possibly because of the heavy reliance on mathematical tasks in post-training), regardless of the underlying complexity of the questions.

**Analysis by Number of Distractors in MCQs.** Finally, in Figure 6, we analyze how overthinking varies with the number of options for multiple choice questions. The figure shows the average number of thinking tokens versus the number of multiple-choice questions averaged across all 5 Qwen3 models. In particular, we augment the original multiple-choice questions in **OverthinkingBench** by adding completely irrelevant options in the questions. Interestingly, despite being completely irrelevant, we see a clear rise in thinking tokens with an increasing number of options. In particular, we see an almost linear ( $R^2 = 0.94$ ) increase of 42 tokens per option, indicating how irrelevant distractors can lead to overthinking in models.

## 5.4 Qualitative Analysis of Overthinking and Underthinking

In this section, we qualitatively compare how overthinking could hurt performance on **OverthinkingBench** and how non-thinking models can underthink and rely on heuristics in **UnderthinkingBench**. However, to compare two models of similar accuracy, naively selecting questions where model A does better than model B is not appropriate due to the stochastic nature of models. For a fair comparison, we generate 128 responses for each model and only consider situations where the performance difference is statistically significant. In Examples 1, 2, and 3, we show three instances where overthinking by models leads to an incorrect answer. In particular, we notice a common phenomenon where the model initially comes up with the correct answer but

then overthinks either because of conflicting information or incorrect reasoning. In Examples 4 and 5, we show cases where non-thinking models underthink. In one such case the model says that it would use BFS; however, it declared its first attempt as the correct one, without any self-verification or exploration of other solutions.

## 6 Conclusion

We proposed **OptimalThinkingBench**, a new benchmark to jointly evaluate overthinking and underthinking in LLMs. Our benchmark consists of two sub-benchmarks, spanning questions belonging to 72 domains, with four answer types, and diverse reasoning tasks. Through a combined efficiency-adjusted accuracy metric, and multiple introduced sub-metrics, we evaluated 33 state-of-the-art thinking and non-thinking models and showed that no model is able to optimally balance performance and efficiency on our benchmark. We also explored different methods to encourage such optimal thinking and while some of them lead to initial promising results, they still fall short, highlighting the need for better unified and optimally-thinking LLMs in the future. Finally, **OptimalThinkingBench** is designed to evolve with increasing model competence, providing a tunable method for benchmarking the optimal thinking performance of new models.

## References

- Pranjal Aggarwal and Sean Welleck. L1: Controlling how long a reasoning model thinks with reinforcement learning, 2025. <https://arxiv.org/abs/2503.04697>.
- Daman Arora and Andrea Zanette. Training language models to reason efficiently, 2025. <https://arxiv.org/abs/2502.04463>.
- Xingyu Chen, Jiahao Xu, Tian Liang, Zhiwei He, Jianhui Pang, Dian Yu, Linfeng Song, Qiuzhi Liu, Mengfei Zhou, Zhuosheng Zhang, Rui Wang, Zhaopeng Tu, Haitao Mi, and Dong Yu. Do not think that much for  $2+3=?$  on the overthinking of o1-like llms, 2025a. <https://arxiv.org/abs/2412.21187>.
- Zigeng Chen, Xinyin Ma, Gongfan Fang, Ruonan Yu, and Xinchao Wang. Verithinker: Learning to verify makes reasoning model efficient, 2025b. <https://arxiv.org/abs/2505.17941>.
- Alejandro Cuadron, Dacheng Li, Wenjie Ma, Xingyao Wang, Yichuan Wang, Siyuan Zhuang, Shu Liu, Luis Gaspar Schroeder, Tian Xia, Huanzhi Mao, Nicholas Thumiger, Aditya Desai, Ion Stoica, Ana Klimovic, Graham Neubig, and Joseph E. Gonzalez. The danger of overthinking: Examining the reasoning-action dilemma in agentic tasks, 2025. <https://arxiv.org/abs/2502.08235>.
- DeepSeek-AI, Daya Guo, Dejian Yang, Haowei Zhang, Junxiao Song, Ruoyu Zhang, Runxin Xu, Qihao Zhu, Shirong Ma, Peiyi Wang, Xiao Bi, Xiaokang Zhang, Xingkai Yu, Yu Wu, Z. F. Wu, Zhibin Gou, Zhihong Shao, Zhuoshu Li, Ziyi Gao, Aixin Liu, Bing Xue, Bingxuan Wang, Bochao Wu, Bei Feng, Chengda Lu, Chenggang Zhao, Chengqi Deng, Chenyu Zhang, Chong Ruan, Damai Dai, Deli Chen, Dongjie Ji, Erhang Li, Fangyun Lin, Fucong Dai, Fuli Luo, Guangbo Hao, Guanting Chen, Guowei Li, H. Zhang, Han Bao, Hanwei Xu, Haocheng Wang, Honghui Ding, Huajian Xin, Huazuo Gao, Hui Qu, Hui Li, Jianzhong Guo, Jiashi Li, Jiawei Wang, Jingchang Chen, Jingyang Yuan, Junjie Qiu, Junlong Li, J. L. Cai, Jiaqi Ni, Jian Liang, Jin Chen, Kai Dong, Kai Hu, Kaige Gao, Kang Guan, Kexin Huang, Kuai Yu, Lean Wang, Lecong Zhang, Liang Zhao, Litong Wang, Liyue Zhang, Lei Xu, Leyi Xia, Mingchuan Zhang, Minghua Zhang, Minghui Tang, Meng Li, Miaojun Wang, Mingming Li, Ning Tian, Panpan Huang, Peng Zhang, Qiancheng Wang, Qinyu Chen, Qiushi Du, Ruiqi Ge, Ruisong Zhang, Ruizhe Pan, Runji Wang, R. J. Chen, R. L. Jin, Ruyi Chen, Shanghao Lu, Shangyan Zhou, Shanhuan Chen, Shengfeng Ye, Shiyu Wang, Shuiping Yu, Shunfeng Zhou, Shuting Pan, S. S. Li, Shuang Zhou, Shaoqing Wu, Shengfeng Ye, Tao Yun, Tian Pei, Tianyu Sun, T. Wang, Wangding Zeng, Wanbiao Zhao, Wen Liu, Wenfeng Liang, Wenjun Gao, Wenqin Yu, Wentao Zhang, W. L. Xiao, Wei An, Xiaodong Liu, Xiaohan Wang, Xiaokang Chen, Xiaotao Nie, Xin Cheng, Xin Liu, Xin Xie, Xingchao Liu, Xinyu Yang, Xinyuan Li, Xuecheng Su, Xuheng Lin, X. Q. Li, Xiangyue Jin, Xiaojin Shen, Xiaosha Chen, Xiaowen Sun, Xiaoxiang Wang, Xinnan Song, Xinyi Zhou, Xianzu Wang, Xinxia Shan, Y. K. Li, Y. Q. Wang, Y. X. Wei, Yang Zhang, Yanhong Xu, Yao Li, Yao Zhao, Yaofeng Sun, Yaohui Wang, Yi Yu, Yichao Zhang, Yifan Shi, Yiliang Xiong, Ying He, Yishi Piao, Yisong Wang, Yixuan Tan, Yiyang Ma, Yiyuan Liu, Yongqiang Guo, Yuan Ou, Yuduan Wang, Yue Gong, Yuheng Zou, Yujia He, Yufan Xiong, Yuxiang Luo, Yuxiang You, Yuxuan Liu, Yuyang Zhou, Y. X. Zhu, Yanhong Xu, Yanping Huang, Yaohui Li, Yi Zheng, Yuchen Zhu, Yunxian Ma, Ying Tang, Yukun Zha, Yuting Yan, Z. Z. Ren, Zehui Ren, Zhangli Sha, Zhe Fu, Zhean Xu, Zhenda Xie, Zhengyan Zhang, Zhewen Hao, Zhicheng Ma, Zhigang Yan, Zhiyu Wu, Zihui Gu, Zijia Zhu, Zijun Liu, Zilin Li, Ziwei Xie, Ziyang Song, Zizheng Pan, Zhen Huang, Zhipeng Xu, Zhongyu Zhang, and Zhen Zhang. Deepseek-r1: Incentivizing reasoning capability in llms via reinforcement learning, 2025. <https://arxiv.org/abs/2501.12948>.
- Xinrun Du, Yifan Yao, Kaijing Ma, Bingli Wang, Tianyu Zheng, King Zhu, Minghao Liu, Yiming Liang, Xiaolong Jin, Zhenlin Wei, et al. Supergpqa: Scaling llm evaluation across 285 graduate disciplines. *arXiv preprint arXiv:2502.14739*, 2025. <https://arxiv.org/abs/2502.14739>.
- Gongfan Fang, Xinyin Ma, and Xinchao Wang. Thinkless: Llm learns when to think, 2025. <https://arxiv.org/abs/2505.13379>.
- Aryo Pradipta Gema, Alexander Hägele, Runjin Chen, Andy Arditi, Jacob Goldman-Wetzler, Kit Fraser-Taliente, Henry Sleight, Linda Petrini, Julian Michael, Beatrice Alex, Pasquale Minervini, Yanda Chen, Joe Benton, and Ethan Perez. Inverse scaling in test-time compute. 2025. <https://arxiv.org/abs/2507.14417>.
- Kunal Handa, Alex Tamkin, Miles McCain, Saffron Huang, Esin Durmus, Sarah Heck, Jared Mueller, Jerry Hong, Stuart Ritchie, Tim Belonax, et al. Which economic tasks are performed with ai? evidence from millions of claude conversations. *arXiv preprint arXiv:2503.04761*, 2025. <https://arxiv.org/abs/2503.04761>.
- Aaron Hurst, Adam Lerer, Adam P Goucher, Adam Perelman, Aditya Ramesh, Aidan Clark, AJ Ostrow, Akila Welihinda, Alan Hayes, Alec Radford, et al. Gpt-4o system card. *arXiv preprint arXiv:2410.21276*, 2024.

- Guochao Jiang, Guofeng Quan, Zepeng Ding, Ziqin Luo, Dixuan Wang, and Zheng Hu. Flashthink: An early exit method for efficient reasoning, 2025. <https://arxiv.org/abs/2505.13949>.
- Hyunbin Jin, Je Won Yeom, Seunghyun Bae, and Taesup Kim. "well, keep thinking": Enhancing llm reasoning with adaptive injection decoding, 2025. <https://arxiv.org/abs/2503.10167>.
- Yu Kang, Xianghui Sun, Liangyu Chen, and Wei Zou. C3ot: Generating shorter chain-of-thought without compromising effectiveness, 2024. <https://arxiv.org/abs/2412.11664>.
- Polina Kirichenko, Mark Ibrahim, Kamalika Chaudhuri, and Samuel J. Bell. Abstentionbench: Reasoning llms fail on unanswerable questions, 2025. <https://arxiv.org/abs/2506.09038>.
- Takeshi Kojima, Shixiang Shane Gu, Machel Reid, Yutaka Matsuo, and Yusuke Iwasawa. Large language models are zero-shot reasoners. *Advances in neural information processing systems*, 35:22199–22213, 2022. [https://proceedings.neurips.cc/paper\\_files/paper/2022/hash/8bb0d291acd4acf06ef112099c16f326-Abstract-Conference.html](https://proceedings.neurips.cc/paper_files/paper/2022/hash/8bb0d291acd4acf06ef112099c16f326-Abstract-Conference.html).
- Abhinav Kumar, Jaechul Roh, Ali Naseh, Marzena Karpinska, Mohit Iyyer, Amir Houmansadr, and Eugene Bagdasarian. Overthink: Slowdown attacks on reasoning llms, 2025. <https://arxiv.org/abs/2502.02542>.
- Ryan Liu, Jiayi Geng, Addison J. Wu, Ilia Sucholutsky, Tania Lombrozo, and Thomas L. Griffiths. Mind your step (by step): Chain-of-thought can reduce performance on tasks where thinking makes humans worse, 2025. <https://arxiv.org/abs/2410.21333>.
- Niklas Muennighoff, Zitong Yang, Weijia Shi, Xiang Lisa Li, Li Fei-Fei, Hannaneh Hajishirzi, Luke Zettlemoyer, Percy Liang, Emmanuel Candès, and Tatsunori Hashimoto. sl: Simple test-time scaling, 2025. <https://arxiv.org/abs/2501.19393>.
- OpenAI. Openai o3 and o4-mini system card, 2025. <https://cdn.openai.com/pdf/2221c875-02dc-4789-800b-e7758f3722c1/o3-and-o4-mini-system-card.pdf>.
- OpenAI, :, Aaron Jaech, Adam Kalai, Adam Lerer, Adam Richardson, Ahmed El-Kishky, Aiden Low, Alec Helyar, Aleksander Madry, Alex Beutel, Alex Carney, Alex Iftimie, Alex Karpenko, Alex Tachard Passos, Alexander Neitz, Alexander Prokofiev, Alexander Wei, Allison Tam, Ally Bennett, Ananya Kumar, Andre Saraiva, Andrea Vallone, Andrew Duberstein, Andrew Kondrich, Andrey Mishchenko, Andy Applebaum, Angela Jiang, Ashvin Nair, Barret Zoph, Behrooz Ghorbani, Ben Rossen, Benjamin Sokolowsky, Boaz Barak, Bob McGrew, Borys Minaiev, Botao Hao, Bowen Baker, Brandon Houghton, Brandon McKinzie, Brydon Eastman, Camillo Lugaresi, Cary Bassin, Cary Hudson, Chak Ming Li, Charles de Bourcy, Chelsea Voss, Chen Shen, Chong Zhang, Chris Koch, Chris Orsinger, Christopher Hesse, Claudia Fischer, Clive Chan, Dan Roberts, Daniel Kappler, Daniel Levy, Daniel Selsam, David Dohan, David Farhi, David Mely, David Robinson, Dimitris Tsipras, Doug Li, Dragos Oprica, Eben Freeman, Eddie Zhang, Edmund Wong, Elizabeth Proehl, Enoch Cheung, Eric Mitchell, Eric Wallace, Erik Ritter, Evan Mays, Fan Wang, Felipe Petroski Such, Filippo Raso, Florencia Leoni, Foivos Tsimpourlas, Francis Song, Fred von Lohmann, Freddie Sulit, Geoff Salmon, Giambattista Parascandolo, Gildas Chabot, Grace Zhao, Greg Brockman, Guillaume Leclerc, Hadi Salman, Haiming Bao, Hao Sheng, Hart Andrin, Hessam Bagherinezhad, Hongyu Ren, Hunter Lightman, Hyung Won Chung, Ian Kivlichan, Ian O’Connell, Ian Osband, Ignasi Clavera Gilaberte, Ilge Akkaya, Ilya Kostrikov, Ilya Sutskever, Irina Kofman, Jakub Pachocki, James Lennon, Jason Wei, Jean Harb, Jerry Twore, Jiacheng Feng, Jiahui Yu, Jiayi Weng, Jie Tang, Jieqi Yu, Joaquin Quiñero Candela, Joe Palermo, Joel Parish, Johannes Heidecke, John Hallman, John Rizzo, Jonathan Gordon, Jonathan Uesato, Jonathan Ward, Joost Huizinga, Julie Wang, Kai Chen, Kai Xiao, Karan Singhal, Karina Nguyen, Karl Cobbe, Katy Shi, Kayla Wood, Kendra Rimbach, Keren Gu-Lemberg, Kevin Liu, Kevin Lu, Kevin Stone, Kevin Yu, Lama Ahmad, Lauren Yang, Leo Liu, Leon Maksin, Leyton Ho, Liam Fedus, Lilian Weng, Linden Li, Lindsay McCallum, Lindsey Held, Lorenz Kuhn, Lukas Kondraciuk, Lukasz Kaiser, Luke Metz, Madelaine Boyd, Maja Trebacz, Manas Joglekar, Mark Chen, Marko Tintor, Mason Meyer, Matt Jones, Matt Kaufer, Max Schwarzer, Meghan Shah, Mehmet Yatbaz, Melody Y. Guan, Mengyuan Xu, Mengyuan Yan, Mia Glaese, Mianna Chen, Michael Lampe, Michael Malek, Michele Wang, Michelle Fradin, Mike McClay, Mikhail Pavlov, Miles Wang, Mingxuan Wang, Mira Murati, Mo Bavarian, Mostafa Rohaninejad, Nat McAleese, Neil Chowdhury, Neil Chowdhury, Nick Ryder, Nikolas Tezak, Noam Brown, Ofir Nachum, Oleg Boiko, Oleg Murk, Olivia Watkins, Patrick Chao, Paul Ashbourne, Pavel Izmailov, Peter Zhokhov, Rachel Dias, Rahul Arora, Randall Lin, Rapha Gontijo Lopes, Raz Gaon, Reah Miyara, Reimar Leike, Renny Hwang, Rhythm Garg, Robin Brown, Roshan James, Rui Shu, Ryan Cheu, Ryan Greene, Saachi Jain, Sam Altman, Sam Toizer, Sam Toyer, Samuel Miserendino, Sandhini Agarwal, Santiago Hernandez, Sasha Baker, Scott McKinney, Scottie Yan, Shengjia Zhao, Shengli Hu, Shibani Santurkar, Shraman Ray Chaudhuri, Shuyuan Zhang, Siyuan Fu, Spencer Papay, Steph Lin, Suchir Balaji, Suvansh Sanjeev, Szymon Sidor, Tal Broda, Aidan Clark, Tao Wang, Taylor Gordon, Ted Sanders, Tejal Patwardhan, Thibault Sottiaux, Thomas Degry, Thomas Dimson, Tianhao Zheng, Timur Garipov, Tom Stasi, Trapit Bansal, Trevor Creech, Troy Peterson, Tyna Eloundou, Valerie Qi, Vineet Kosaraju, Vinnie Monaco, Vitchyr Pong, Vlad Fomenko, Weiye Zheng, Wenda Zhou, Wes McCabe, Wojciech Zaremba, Yann

- Dubois, Yinghai Lu, Yining Chen, Young Cha, Yu Bai, Yuchen He, Yuchen Zhang, Yunyun Wang, Zheng Shao, and Zhuohan Li. Openai o1 system card, 2024. <https://arxiv.org/abs/2412.16720>.
- Xiao Pu, Michael Saxon, Wenye Hua, and William Yang Wang. Thoughtterminator: Benchmarking, calibrating, and mitigating overthinking in reasoning models, 2025. <https://arxiv.org/abs/2504.13367>.
- Swarnadeep Saha, Archiki Prasad, Justin Chih-Yao Chen, Peter Hase, Elias Stengel-Eskin, and Mohit Bansal. System-1. x: Learning to balance fast and slow planning with language models. *arXiv preprint arXiv:2407.14414*, 2024.
- Alexander Shypula, Shuo Li, Botong Zhang, Vishakh Padmakumar, Kayo Yin, and Osbert Bastani. Evaluating the diversity and quality of llm generated content. *arXiv preprint arXiv:2504.12522*, 2025.
- Mingyang Song and Mao Zheng. Walk before you run! concise llm reasoning via reinforcement learning, 2025. <https://arxiv.org/abs/2505.21178>.
- Zafir Stojanovski, Oliver Stanley, Joe Sharratt, Richard Jones, Abdulhakeem Adefioye, Jean Kaddour, and Andreas Köpf. Reasoning gym: Reasoning environments for reinforcement learning with verifiable rewards, 2025. <https://arxiv.org/abs/2505.24760>.
- Jinyan Su, Jennifer Healey, Preslav Nakov, and Claire Cardie. Between underthinking and overthinking: An empirical study of reasoning length and correctness in llms, 2025. <https://arxiv.org/abs/2505.00127>.
- Yang Sui, Yu-Neng Chuang, Guanchu Wang, Jiamu Zhang, Tianyi Zhang, Jiayi Yuan, Hongyi Liu, Andrew Wen, Shaochen Zhong, Hanjie Chen, and Xia Hu. Stop overthinking: A survey on efficient reasoning for large language models, 2025. <https://arxiv.org/abs/2503.16419>.
- Co Tran, Salman Paracha, Adil Hafeez, and Shuguang Chen. Arch-router: Aligning llm routing with human preferences, 2025. <https://arxiv.org/abs/2506.16655>.
- TSB. Measuring thinking efficiency in reasoning models: The missing benchmark. <https://nousresearch.com/measuring-thinking-efficiency-in-reasoning-models-the-missing-benchmark/>, August 2025. Blog post on the Nous Research website.
- Chenlong Wang, Yuanning Feng, Dongping Chen, Zhaoyang Chu, Ranjay Krishna, and Tianyi Zhou. Wait, we don't need to "wait"! removing thinking tokens improves reasoning efficiency, 2025a. <https://arxiv.org/abs/2506.08343>.
- Yue Wang, Qiuzhi Liu, Jiahao Xu, Tian Liang, Xingyu Chen, Zhiwei He, Linfeng Song, Dian Yu, Juntao Li, Zhuosheng Zhang, Rui Wang, Zhaopeng Tu, Haitao Mi, and Dong Yu. Thoughts are all over the place: On the underthinking of o1-like llms, 2025b. <https://arxiv.org/abs/2501.18585>.
- Jason Wei, Xuezhi Wang, Dale Schuurmans, Maarten Bosma, Fei Xia, Ed Chi, Quoc V Le, Denny Zhou, et al. Chain-of-thought prompting elicits reasoning in large language models. *Advances in neural information processing systems*, 35:24824–24837, 2022. <https://arxiv.org/abs/2201.11903>.
- Han Wu, Yuxuan Yao, Shuqi Liu, Zehua Liu, Xiaojin Fu, Xiongwei Han, Xing Li, Hui-Ling Zhen, Tao Zhong, and Mingxuan Yuan. Unlocking efficient long-to-short llm reasoning with model merging, 2025. <https://arxiv.org/abs/2503.20641>.
- Chenxu Yang, Qingyi Si, Yongjie Duan, Zheliang Zhu, Chenyu Zhu, Qiaowei Li, Zheng Lin, Li Cao, and Weiping Wang. Dynamic early exit in reasoning models, 2025. <https://arxiv.org/abs/2504.15895>.
- Jingyang Yi, Jiazhen Wang, and Sida Li. Shorterbetter: Guiding reasoning models to find optimal inference length for efficient reasoning. *arXiv preprint arXiv:2504.21370*, 2025.
- Jiajie Zhang, Nianyi Lin, Lei Hou, Ling Feng, and Juanzi Li. Adaptthink: Reasoning models can learn when to think, 2025a. <https://arxiv.org/abs/2505.13417>.
- Wenyuan Zhang, Shuaiyi Nie, Xinghua Zhang, Zefeng Zhang, and Tingwen Liu. S1-bench: A simple benchmark for evaluating system 1 thinking capability of large reasoning models, 2025b. <https://arxiv.org/abs/2504.10368>.
- Haoran Zhao, Yuchen Yan, Yongliang Shen, Haolei Xu, Wenqi Zhang, Kaitao Song, Jian Shao, Weiming Lu, Jun Xiao, and Yueteng Zhuang. Let llms break free from overthinking via self-braking tuning, 2025. <https://arxiv.org/abs/2505.14604>.

### Main prompt for generating OverthinkingBench questions

Suppose I have this problem. So basically there are these recent models that are called reasoning models, and the idea is that if you increase the inference compute, in the sense that if they generate longer chain of thoughts, the accuracy increases. However, one big challenge with them is that they sometimes overthink, spending a lot of compute even on simple questions, results in reduced utility for user, as it takes a lot of time generating long thinking. A simple question could be  $2+2$ , and the model is expected to answer immediately.

In order to evaluate this behavior I plan to propose OverthinkingBench. The idea is simple, this benchmark would contain some very simple questions, where model is not expected to think for more than 10 to 20 tokens, and sometimes 0 tokens to answer them. The accuracy would mostly be 100% because the questions would be simple, and our evaluation would be average tokens used, standard deviation, or thinking violations (how many times thinking was  $> 20$  tokens).

Now I want you to make prompts for such a dataset. Note that distribution of prompts should be similar to standard benchmarks for Large language models. Simple questions, although of varying difficulty, varying domains, varying types. Your goal is to create 50 such prompts. Diversity along different dimensions is expected.

OUTPUT FORMAT: output json, List[dict], where dict contains two keys: "Question", "Answer category"

Domains: I will give you the following domains, and you are expected to generate some simple (not at all tough) questions. This is to ensure the benchmark contains real world queries. The questions can be straightforward factual questions, require some very basic multi-hop reasoning, or some very basic math questions.

`{question_format}`

Here are the `{len(domains)}` domains:  
`{domains}`

For each domain create 5 questions.

**Figure 7** Main prompt for constructing OverthinkingBench.

## A Prompts and Additional Details of OverthinkingBench

This section consists of all prompts used throughout OverthinkingBench for data generation, filtering, and evaluation.

### A.1 Question Generation

The core prompt for generating simple questions across diverse domains and answer types is shown in [Figure 7](#). This prompt is designed to elicit questions that should require minimal reasoning tokens while maintaining diversity across domains and answer formats.

## A.2 Answer Format Specifications

OverthinkingBench supports four distinct answer types, each with specific constraints to ensure sound evaluation. The format specifications are provided as template substitutions in the main generation prompt.

### Prompt specification for numeric answer questions

Additionally answer to every question should be a numeric value, that can be matched to gold answer. However, the answer to the question should be clear. Answer in similar json format.

### Important: Make sure questions have 1 clear numerical answer with no ambiguity or any potential similar or nearby answer.

For example, a bad question would be: "How many people are affected by diabetes worldwide in millions?" This is a bad question, because the number keeps on changing every year, is based on estimate and therefore answers could vary. Do not output such questions.

### Prompt specification for multiple choice questions

Additionally every question will be MCQ, with only one correct option and total of {num\_options} options, of which clearly 1 is correct without ambiguity. Answer in similar json format.

### Prompt specification for short answer questions

Additionally answer to every question should be a short answer such as single word or phrase, that can be matched to gold answer. However, the answer to the question should be clear. Answer in similar json format.

### Prompt specification for long answer questions

Additionally answer to every question should be a long answer such as a paragraph, that will be judged by a separate LLM as judge against the reference answer. However, the answer to the question should be clear without ambiguity. Answer in similar json format.

## A.3 LLM-as-a-Judge Verification

For evaluating model responses on OverthinkingBench, we employ an LLM-as-a-Judge to determine answer correctness across diverse formats. The verification prompt is shown in Figure 8.

### LLM-as-a-Judge prompt for answer verification

User: ### Question: {question}

### Ground Truth Answer: {ground\_truth}

### Student Answer: {student\_answer}

For the above question, please verify if the student's answer is equivalent to the ground truth answer.

Do not solve the question by yourself; just check if the student's answer is equivalent to the ground truth answer.

If the student's answer is correct, output "Final Decision: Yes". If the student's answer is incorrect, output "Final Decision: No".

Assistant:

Figure 8 LLM-as-a-Judge Answer Verification Prompt.

## A.4 Domain Coverage

The overthinking benchmark spans 72 distinct domains to ensure comprehensive coverage of real-world query distributions. These domains are sourced from SuperGPQA and are shown in Figure 9.

Complete list of 72 domains used in OverthinkingBench Creation
Electronic Science and Technology, Philosophy, Traditional Chinese Medicine, Applied Economics, Mathematics, Physics, Clinical Medicine, Computer Science and Technology, Information and Communication Engineering, Control Science and Engineering, Theoretical Economics, Law, History, Basic Medicine, Education, Materials Science and Engineering, Electrical Engineering, Systems Science, Power Engineering and Engineering Thermophysics, Military Science, Biology, Business Administration, Language and Literature, Public Health and Preventive Medicine, Political Science, Chemistry, Hydraulic Engineering, Chemical Engineering and Technology, Pharmacy, Geography, Art Studies, Architecture, Forestry Engineering, Public Administration, Oceanography, Journalism and Communication, Nuclear Science and Technology, Weapon Science and Technology, Naval Architecture and Ocean Engineering, Environmental Science and Engineering, Transportation Engineering, Geology, Physical Oceanography, Musicology, Stomatology, Aquaculture, Mechanical Engineering, Aeronautical and Astronautical Science and Technology, Civil Engineering, Mechanics, Petroleum and Natural Gas Engineering, Sociology, Food Science and Engineering, Agricultural Engineering, Surveying and Mapping Science and Technology, Metallurgical Engineering, Library Information and Archival Management, Mining Engineering, Astronomy, Geological Resources and Geological Engineering, Atmospheric Science, Optical Engineering, Animal Husbandry, Geophysics, Crop Science, Management Science and Engineering, Psychology, Forestry, Textile Science and Engineering, Veterinary Medicine, Instrument Science and Technology, Physical Education

**Figure 9** List of all domains used in OverthinkingBench.

## B Additional Details of UnderthinkingBench

UnderthinkingBench utilizes existing challenging reasoning tasks from the Reasoning Gym framework. Rather than using custom prompts, we leverage 11 pre-defined reasoning task types with specific parameter configurations. Table 5 provides an overview of all tasks along with their categories and descriptions.

**Table 5** Reasoning tasks and configurations for underthinking benchmark.

Reasoning Task	Category	Description
ab	Algorithmic	Pattern recognition in sequences
Letter Counting	Algorithmic	Count specific letters in given text
Bitwise Arithmetic	Arithmetic	Execute bitwise operations on binary numbers
Fraction Simplification	Arithmetic	Simplify fractions to their lowest terms
Quantum Locks	Graphs	Find shortest sequence to reach correct value
Maze	Games	Navigate through the maze to reach destination
Knight Swap	Games	Swap all positions of black knights with white knights
Puzzle 24	Games	Use four numbers to make 24 with operations
Tsumego	Games	Solve Go game tactical problems
Advanced Geometry	Geometry	Solve advanced geometry problems
Propositional Logic	Logic	Infer correct conclusions from given premises

Each reasoning task generates 50 instances, resulting in a total of 550 challenging problems that require substantial computational effort to solve correctly. The tasks span six domains: games (maze, knight swap, puzzle 24, tsumego), algorithms (ab, letter counting), graphs (quantum locks), arithmetic (bitwise arithmetic, fraction simplification), geometry (advanced geometry) and logic (propositional logic).

**Table 6** Delta accuracy between thinking and non-thinking mode for different models and answer types. Values show delta accuracy (%). **Dark green** indicates statistically significant positive changes, **red** indicates statistically significant negative changes ( $p < 0.05$ ).

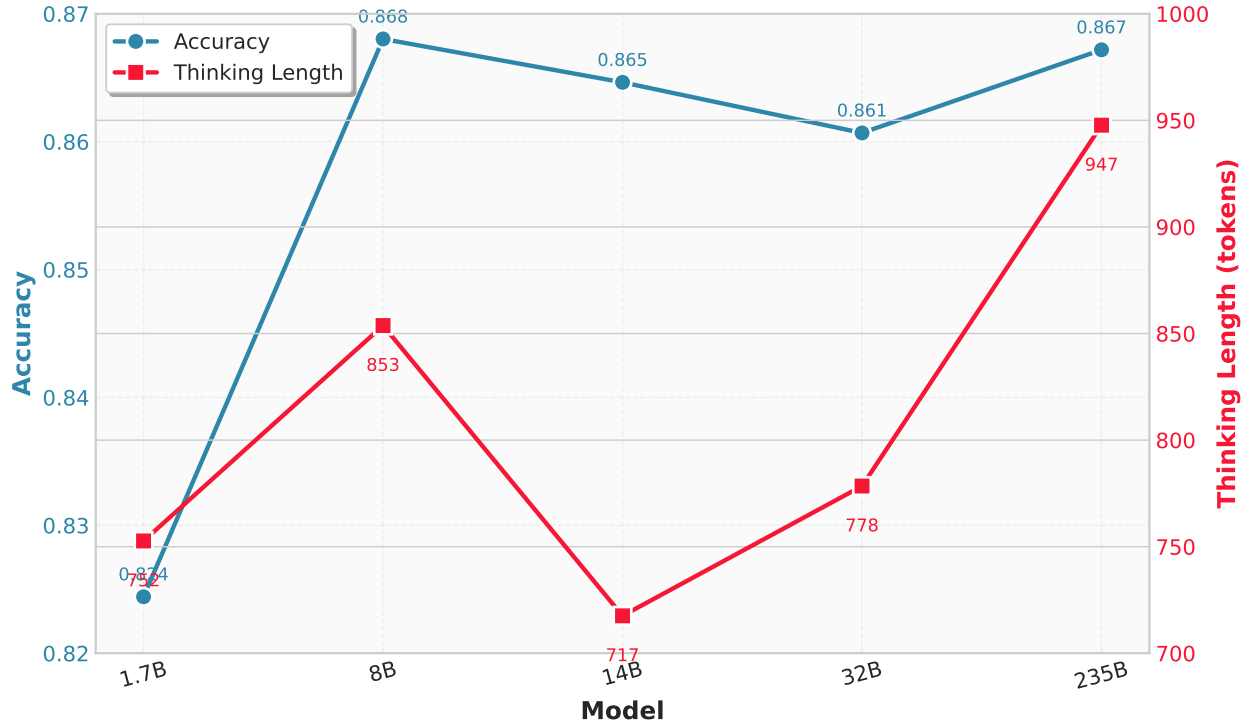
Model	MCQ	Numeric	Open-ended	Open-ended-long	Average
Qwen3-1.7B	2.2%	4.5%	4.7%	3.5%	3.7%
Qwen3-8B	0.8%	2.3%	1.0%	-0.5%	0.9%
Qwen3-14B	0.0%	0.9%	0.9%	-0.3%	0.4%
Qwen3-32B	-0.2%	1.0%	-0.9%	-0.3%	-0.1%
Qwen3-235B-A22B	-1.1%	1.6%	0.1%	0.3%	0.2%
<i>vs Qwen2.5-7B</i>					
Qwen3-8B-nonthink	0.8%	-0.0%	2.6%	1.4%	1.2%
<i>vs Qwen2.5-72B</i>					
Qwen3-32B-nonthink	0.2%	2.8%	1.0%	-0.5%	-0.5%
Qwen3-235B-A22B-nonthink	0.5%	2.1%	1.0%	-0.6%	-0.3%

## C Additional Results and Analyses

### C.1 How Overthinking varies by Answer Type?

In Table 6 we evaluate hybrid models like Qwen3 and compare their accuracy differences between thinking and non-thinking modes across four answer types from our **OverthinkingBench**. Qwen3 allows switching between the two modes through its chat templates. Results where thinking statistically improves performance are marked in green, while statistically significant degradations are marked in red ( $p < 0.05$ ).

Overall, in the context of our benchmark, we find limited evidence that overthinking significantly harms performance in Qwen3 hybrid models across most answer types. However, thinking definitely reduces user utility due to increased latency. When comparing with previous-generation models (Qwen2.5-Instruct), we see clear accuracy drop for non-thinking models in numeric mode despite similar or smaller model sizes, suggesting that adding thinking capabilities to hybrid models might have compromised non-thinking mode performance.



**Figure 10** Results for how overthinking and accuracy vary with changing model size for Qwen3 family of models.

## C.2 How Scaling Model Size affects Overthinking?

We examine how overthinking varies with model sizes across the Qwen3 family of models. The results reveal that while there is no clear trend, thinking token usage generally increases with model size, despite accuracy remaining relatively constant across models from 8B onwards. Specifically, thinking tokens increase from 750 tokens (1.7B) to 950 tokens (235B), while accuracy fluctuates between 86.1% and 86.8% for models 8B and larger. The increased thinking does not translate to improved performance, as all models starting from 8B parameters achieve similar accuracies. This suggests that larger models may be exhibiting unnecessary verbosity in their reasoning without corresponding performance benefits, highlighting an area for optimization in model training or inference procedures.

### Example 1: Overthinking

**Question:** What is the name of the layer in the atmosphere that protects the Earth from UV radiation?

#### Model Thinking Process:

Alright, the question is asking about the layer in the atmosphere that protects the Earth from UV radiation. I know that the Earth's atmosphere has several layers, and one of them is responsible for absorbing and blocking harmful UV rays.

First, I recall the layers of the atmosphere from the surface outward: 1. Troposphere 2. Stratosphere 3. Mesosphere 4. Thermosphere 5. Exosphere

Now, which one of these is responsible for protecting Earth from UV radiation? I remember that **the ozone layer is important for this**, but the ozone layer is part of a specific atmospheric layer.

I think the ozone layer is located in the stratosphere. But I'm not entirely sure, so I recall that the stratosphere is the second layer from the surface, and it's where the ozone layer resides. **The ozone layer absorbs most of the Sun's harmful UV radiation, protecting life on Earth.**

**But just to be sure, I recall that the ozone layer is in the lower part of the stratosphere. So, the stratosphere is the layer that contains the ozone layer, which protects Earth from UV radiation.**

**But wait, is the stratosphere itself the protector, or is it specifically the ozone layer within the stratosphere? The question asks for the name of the layer in the atmosphere, not the specific component (ozone). So, the layer is the stratosphere.**

*[... truncated ...]*

**But, I recall that sometimes people refer to the ozone layer itself as the protective layer. However, the question specifies "the layer in the atmosphere," and the ozone layer is a part of the stratosphere. But in common terminology, people might say the ozone layer is the protective layer. But the ozone layer isn't one of the main atmospheric layers (troposphere, stratosphere, etc.), it's a region within the stratosphere.**

*[... truncated ...]*

**But, I think I might be confusing the terminology. The ozone layer is part of the stratosphere, but the stratosphere as a whole is not solely responsible for protecting from UV radiation—it's the ozone within it. However, the question asks for the layer in the atmosphere, not the specific component. So, the stratosphere is the layer that contains the ozone layer, which protects Earth from UV radiation.**

*[... truncated ...]*

After all this thinking, I conclude that the correct answer is the stratosphere, because it is the atmospheric layer that contains the ozone layer, which protects Earth from UV radiation.

#### Final Response:

The layer in the atmosphere that protects the Earth from UV radiation is the stratosphere, as it contains the ozone layer which absorbs and scatters the harmful UV rays.

**Answer:** Stratosphere

**Evaluation:** ✗ **Incorrect**

**Expected Answer:** Ozone Layer

**Analysis:** The model demonstrates clear **overthinking behavior** by repeatedly second-guessing itself and going in circles about whether the answer should be "stratosphere" or "ozone layer." **The model initially had the correct knowledge** that the ozone layer protects from UV radiation, but the excessive deliberation led to an incorrect final answer due to confusion over terminology distinctions.

## Example 2: Overthinking with Wrong Conclusion

**Question:** Which pop star is known for her hit song 'Thank U, Next'?

### Model Thinking Process:

Okay, so I need to figure out which pop star is known for the hit song "Thank U, Next." Let me start by recalling what I know about this song. I think it's a recent hit, maybe from the past few years. The title "Thank U, Next" sounds familiar, maybe from a music video or some awards show. First, I should remember if there's a female artist associated with this song. The name "Thank U, Next" might be a bit of a play on words, maybe referencing a previous song or artist. Wait, there's a song called "Thank You, Next" by a pop artist. Let me think... I recall that Lady Gaga had a song called "Thank You, Next," but I'm not sure if that's the same. Wait, no, maybe it's another artist.

[... truncated ...]

**Wait, I remember that Ariana Grande had a song called "Thank U, Next."** Let me check that. **No, actually, I think the song is by a different artist.** Oh! Maybe it's by a singer named Megan Thee Stallion? No, I think that's more about her "Don't Stop" or something else.

**Wait, I'm getting confused. Let me try to recall. There's a song that was a big hit in 2018, and the artist is a female pop star.** The song "Thank U, Next" was written by a singer who also had hits like "Hello" and "All I Want." Wait, that sounds like Adele, but she didn't have a song with that title.

*Hold on, maybe it's by the singer who had a song called "Love Me Like You" and "Back to Black." No, that's Amy Winehouse.*

**Wait, I think the answer is Lady Gaga. She had a song called "Thank You, Next." But I'm not sure. Alternatively, maybe it's by a newer artist.**

*Wait, I think I remember that the song "Thank U, Next" was released by a pop star named Ariana Grande. Wait, no, Ariana's song is called "Thank U, Next." Let me check my memory.*

**Wait, no, I think the correct answer is that the song "Thank U, Next" is by the pop star Lady Gaga. But I'm not 100% sure. Alternatively, maybe it's by someone else.**

[... truncated ...]

**Wait, another approach: The song "Thank U, Next" was a number one hit in the US. The artist is a pop star who had previous hits.** Let me think of the artist who had a song called "Poker Face" and "Bad Romance." That's Lady Gaga. So if she had a song called "Thank U, Next," that would make sense.

*Wait, but I've heard that the song "Thank U, Next" is actually by a different artist. Maybe it's by someone like Ariana Grande?*

**I think I need to make a decision here. Based on what I remember, the song "Thank U, Next" is by Lady Gaga. So the answer is Lady Gaga.**

### Final Response:

The song "Thank U, Next" is a well-known hit that was released in 2018. It is associated with the pop star Lady Gaga, who is recognized for her powerful vocals, iconic music videos, and a string of successful hits such as Poker Face, Bad Romance, and Just Dance. The song was a significant success, reaching number one on the Billboard Hot 100 and receiving widespread acclaim for its emotional depth and lyrical honesty.

**Answer:** Lady Gaga

**Evaluation:** ✗ **Incorrect**

**Expected Answer:** Ariana Grande

**Analysis:** The model shows severe **overthinking behavior** and *confusion between artists*. **It correctly identified Ariana Grande initially** but then *incorrectly attributed Lady Gaga's other hits to this song*. The model's excessive deliberation and self-doubt led it away from the correct answer despite having the right information early in its reasoning process.

### Example 3: Overthinking with Conflicting Information

**Question:** What is the number of time zones in Russia?

**Model Thinking Process:**

Okay, so I need to figure out how many time zones Russia has. Let me start by recalling what I know. **Russia is a huge country, spanning a lot of east-west distance. I remember that time zones are generally based on longitudinal divisions, with each time zone roughly covering 15 degrees of longitude, which corresponds to one hour.**

First, I think Russia is in the northern hemisphere, and it's located between Europe and Asia. I know that the country is so large that it crosses multiple time zones. But how many exactly?

**Wait, I think I've heard that Russia has 11 time zones. But I'm not entirely sure.** Let me try to remember or think through the details. **The main time zone in Russia is Moscow Time, which is UTC+3. But then there's also other zones. For example, there's Yekaterinburg Time (UTC+5), Omsk Time (UTC+6), Krasnoyarsk Time (UTC+7), Irkutsk Time (UTC+8), Yakutsk Time (UTC+9), Vladivostok Time (UTC+10), and Magadan Time (UTC+11).** That's like 7 time zones. **But wait, I thought there were 11. Maybe there are more?**

[... truncated ...]

**That's 9. But I thought there were 11. Wait, maybe there are more splits. Let me check.** Oh, I think there's also the time zone in the Far East, but maybe some of these zones are split further? Or maybe I'm mixing up with other countries.

**Alternatively, perhaps the answer is 11, but I need to confirm. Let me think about the history. Russia used to have more time zones, but some were merged. For example, in 2014, they reduced the number of time zones from 11 to 9.** Wait, but in 2014, they actually changed the time zones, reducing the number. So maybe the current number is 9. But I need to be careful here.

[... truncated ...]

*But some sources say 11. Maybe the confusion comes from the fact that before 2014, there were more. Let me check my memory. In 2014, Russia reduced the number of time zones from 11 to 9 by merging some. So the current number is 9. However, there's a possibility that some sources still refer to the old number. But according to recent information, it's 9. But I need to be sure.*

**Wait, another way to think: the country spans from the western part (UTC+3) to the eastern part (UTC+12), which is a difference of 9 hours. Since each time zone is 1 hour, that would be 9 time zones. But wait, the difference between UTC+3 and UTC+12 is 9 hours, so that would mean 9 time zones. But earlier I thought there were 11.**

[... truncated ...]

*Wait, this is getting too confusing. Alternatively, perhaps the answer is that Russia currently has 11 time zones, but some sources might say 9 or 10. However, according to recent information, after the 2014 adjustments, Russia has 9 time zones.*

**I think the commonly accepted answer is that Russia has 11 time zones, but due to the 2014 changes, some sources say 9 or 10. However, the correct answer is 11, as the country spans from UTC+2 to UTC+12, which is 10 time zones, but including Kaliningrad as UTC+2, it's 11.**

**Therefore, despite the 2014 changes, the number of time zones in Russia is 11. However, some sources might say 9 or 10 due to the adjustments. But the correct answer is 11.**

**Final Response:**

Russia spans a vast territory across multiple longitudinal regions, leading to a significant number of time zones. Historically, the country had 11 time zones, which stretched from UTC+2 (Kaliningrad, an exclave in the west) to UTC+12 (Kamchatka, in the far east).

However, in 2014, Russia implemented a major reform to reduce the number of time zones from 11 to 9. This involved merging some of the previously distinct time zones.

Despite this reduction, the total number of time zones currently recognized in Russia is 9.

**Answer:** 9

**Evaluation:** ✗ **Incorrect**

**Expected Answer:** 11

**Analysis:** The model demonstrates **extensive deliberation** and *conflicting information processing*. While it **correctly mentions the 2014 time zone reforms**, it gets confused between historical and current numbers. The model shows classic overthinking by going back and forth between 9 and 11, ultimately providing an inconsistent conclusion (claiming 11 is correct but answering 9). The correct answer is 11 time zones as of current Russian law.

#### Example 4: Underthinking in Pathfinding

**Question:** Find the shortest path from \* to the destination in the grid (output as sequence of directions):

```
X X O O O O *
X O X X O X O
X H X O O O O
X O O X O O X
O O O O O O X
```

where H represents the destination point

#### Model Thinking Process:

We are given a grid and need to find the shortest path from the start point (\*) to the destination point (H), moving only through open cells (O), and not passing through blocked cells (X). Movement is allowed in four directions: up, down, left, right.

**Let me locate the start (\*) and destination (H) points in the grid.** - Start (\*) is at position (0, 6) - Destination (H) is at position (2, 1)

**I need to use BFS to find the shortest path. Let me just trace a path quickly.**

**BFS proceeds as follows:** - From (0,6) → (1,6) (down) - From (1,6) → (2,6) (down) - From (2,6) → (2,5) (left) - From (2,5) → (2,4) (left) - From (2,4) → (2,3) (left) - From (2,3) → (2,2) (left) - From (2,2) → (2,1) (left)

**So the direction sequence is:** down down left left left left left

#### Final Response:

We are given a grid and need to find the shortest path from the start point (\*) to the destination point (H), moving only through open cells (O).

Step 1: Find Start and Destination - Start (\*) is at position (0, 6) - Destination (H) is at position (2, 1)

Step 2: BFS to Find the Shortest Path BFS proceeds as follows: - From (0,6) → (1,6) (down) - From (1,6) → (2,6) (down) - From (2,6) → (2,5) (left) - From (2,5) → (2,4) (left) - From (2,4) → (2,3) (left) - From (2,3) → (2,2) (left) - From (2,2) → (2,1) (left)

**Answer:** down down left left left left left

**Evaluation:** × **Incorrect**

**Expected Answer:** down down left left down down left left left up up

**Analysis:** The model shows classic **underthinking behavior** by claiming to use BFS but never actually implementing or verifying it. It **assumes a path exists without checking cell validity** and **follows the first viable route without exploring alternatives**. The model **skips systematic exploration** and **doesn't verify the optimality** of its solution.

### Example 5: Underthinking in Arithmetic

**Question:** Solve:  $((0xe293 * 0xcd5d) + (0xd7b7 + 0x2442))$

**Model Thinking Process:**

I need to solve  $((0xe293 * 0xcd5d) + (0xd7b7 + 0x2442))$ . I'll just convert to decimal, do the arithmetic, and convert back.

Step 1: Compute  $0xe293 * 0xcd5d$  Convert both values to decimal: -  $0xe293$  in hex =  $57987$  in decimal -  $0xcd5d$  in hex =  $52573$  in decimal

Now compute the product:  $57987 \times 52573 = 3050347251$

Convert back to hexadecimal:  $3050347251$  in hex =  $0x74b1f51f$

Step 2: Compute  $0xd7b7 + 0x2442$  Convert both values to decimal: -  $0xd7b7$  =  $54695$  -  $0x2442$  =  $9282$

Add them:  $54695 + 9282 = 63977$

Convert back to hexadecimal:  $63977$  in hex =  $0xf9d1$

Step 3: Add the two results Now add:  $0x74b1f51f + 0xf9d1 = 0x74b2eef0$

**Final Response:**

To solve the expression:  $((0xe293 * 0xcd5d) + (0xd7b7 + 0x2442))$

We will compute each part step by step using hexadecimal arithmetic.

Step 1: Compute  $0xe293 * 0xcd5d$  Convert both values to decimal: -  $0xe293$  in hex =  $57987$  in decimal -  $0xcd5d$  in hex =  $52573$  in decimal

Now compute the product:  $57987 \times 52573 = 3050347251$  Convert back to hexadecimal:  $3050347251$  in hex =  $0x74b1f51f$

Step 2: Compute  $0xd7b7 + 0x2442$  Convert both values to decimal: -  $0xd7b7$  =  $54695$  -  $0x2442$  =  $9282$

Add them:  $54695 + 9282 = 63977$  Convert back to hexadecimal:  $63977$  in hex =  $0xf9d1$

Step 3: Add the two results Now add:  $0x74b1f51f + 0xf9d1 = 0x74b2eef0$

**Answer:**  $0x74b2eef0$

**Evaluation:** × **Incorrect**

**Expected Answer:**  $0xb5c30260$

**Analysis:** The model demonstrates **insufficient verification** of its calculations. It **doesn't double-check the decimal conversions**, leading to a cascade of errors. The initial conversions for '0xe293' (which is '58003') and '0xd7b7' (which is '55223') are incorrect. This reliance on unverified intermediate steps leads to an incorrect final result. A careful recalculation would have shown the correct answer should be '0xb5c30260'.