

Psyche-R1: Towards Reliable Psychological LLMs through Unified Empathy, Expertise, and Reasoning

Chongyuan Dai¹, Jinpeng Hu¹, Hongchang Shi¹, Zhuo Li², Xun Yang³, Meng Wang^{1,4}

¹Hefei University of Technology

²The Chinese University of Hong Kong, Shenzhen

³University of Science and Technology of China

⁴Institute of Artificial Intelligence (IAI), Hefei Comprehensive National Science Center
{taisungyun, 2024170833}@mail.hfut.edu.cn, jinpenghu@hfut.edu.cn,
xyang21@ustc.edu.cn, eric.mengwang@gmail.com

Abstract

Amidst a shortage of qualified mental health professionals, the integration of large language models (LLMs) into psychological applications offers a promising way to alleviate the growing burden of mental health disorders. Recent reasoning-augmented LLMs have achieved remarkable performance in mathematics and programming, while research in the psychological domain has predominantly emphasized emotional support and empathetic dialogue, with limited attention to reasoning mechanisms that are beneficial to generating reliable responses. Therefore, in this paper, we propose Psyche-R1, the first Chinese psychological LLM that jointly integrates empathy, psychological expertise, and reasoning, built upon a novel data curation pipeline. Specifically, we design a comprehensive data synthesis pipeline that produces over 75k high-quality psychological questions paired with detailed rationales, generated through chain-of-thought (CoT) reasoning and iterative prompt-rationale optimization, along with 73k empathetic dialogues. Subsequently, we employ a hybrid training strategy wherein challenging samples are identified through a multi-LLM cross-selection strategy for group relative policy optimization (GRPO) to improve reasoning ability, while the remaining data is used for supervised fine-tuning (SFT) to enhance empathetic response generation and psychological domain knowledge. Extensive experiment results demonstrate the effectiveness of the Psyche-R1 across several psychological benchmarks, where our 7B Psyche-R1 achieves comparable results to 671B DeepSeek-R1.

Introduction

The shortage of qualified mental health professionals has spurred increasing interest in applying artificial intelligence within the psychological domain to support mental health assistance (Wolohan et al. 2018; Al Asad et al. 2019; Tanana et al. 2021). Recently, large language models (LLMs) have demonstrated impressive capabilities across a wide range of domains owing to their exceptional text understanding capabilities (Naveed et al. 2023; Zhang et al. 2023). Therefore, many LLM-based studies have been proposed to advancing the mental health services (Cho et al. 2023; Ye et al. 2025).

Prior research has established the critical importance of empathy optimization in psychological counseling (Qiu et al. 2024; Sorin et al. 2024; Zhang et al. 2024). For example, SoulChat (Chen et al. 2023) enhances empathetic responding by fine-tuning a model on a large-scale, multi-turn

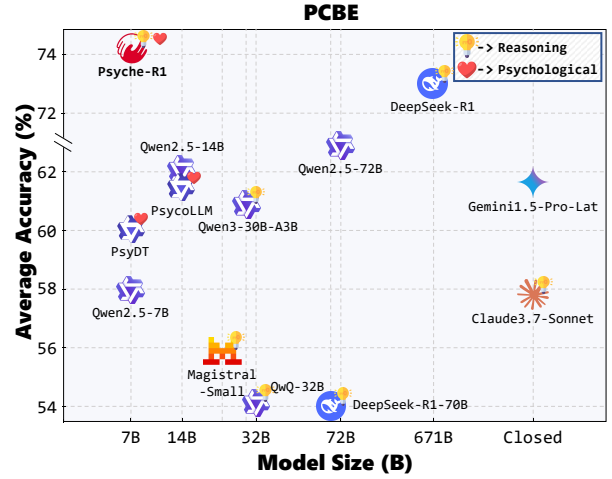


Figure 1: Comparison of different LLMs on the PCEB, plotted by average standard accuracy versus model size.

empathetic dialogue dataset. Similarly, AUGESC (Zheng et al. 2023) improves emotional sensitivity in dialogue systems by incorporating an emotion-aware attention mechanism. However, these approaches often lack the expertise foundation required for psychology, which is important for accurate psychological understanding. Some studies have attempted to address this limitation through integration of psychological knowledge (Chen, Lu, and Wang 2023; Xiao et al. 2024; Wu, Huang, and Lu 2025). For example, PsychoLLM (Hu et al. 2024) integrates psychological knowledge by training its model on knowledge-based question-answer (QA) pairs, while CPsyExam (Zhao et al. 2025) leverages examination questions covering theoretical knowledge from different psychology-related subjects to further improve model performance. Although existing studies have achieved considerable success, they remain limited in their capacity for complex reasoning. In fact, reasoning-augmented LLMs trained through reinforcement learning (RL) have demonstrated superior performance across various domains, particularly in mathematics, code generation, and medical domain (Chen et al. 2024; Guo et al. 2025). However, as shown in Figure 1, these reasoning-augmented LLMs exhibit limited performance in the psychological do-

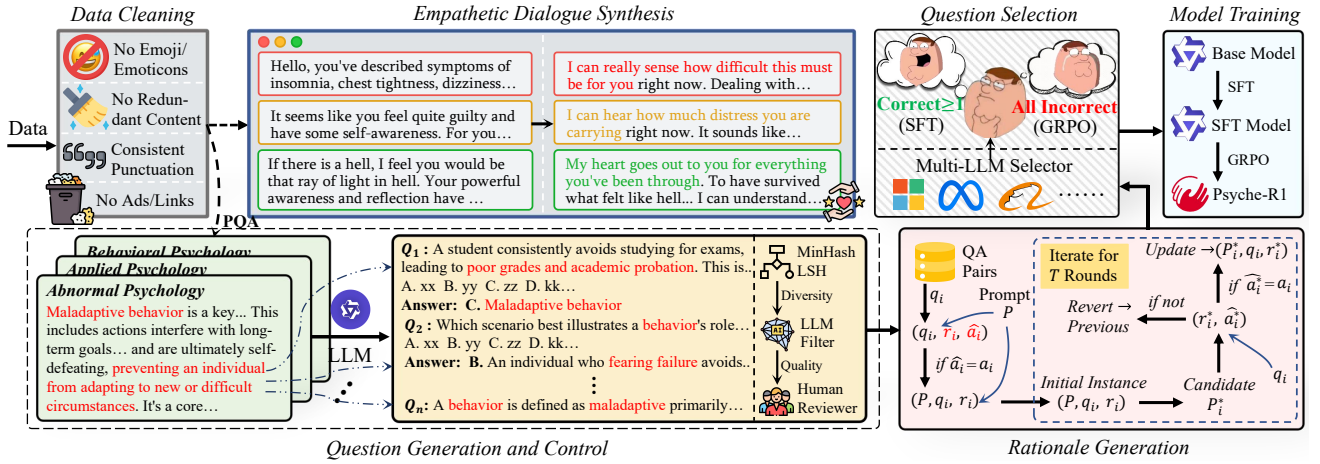


Figure 2: Overview of our proposed pipeline for constructing the dataset and Psyche-R1. Our pipeline involves generating psychological questions paired with detailed rationales, along with empathetic dialogues.

main, since they focus on logic reasoning, while neglecting the unification of empathy and expertise beyond general common sense. In fact, within the psychological domain, reasoning plays a critical role, as it contributes not only to generating more accurate and reliable responses but also to supporting deeper empathetic engagement and more coherent integration of psychological knowledge.

Therefore, in this paper, we propose a novel data curation pipeline and introduce *Psyche-R1* that integrates empathy, domain-specific expertise, and reasoning capabilities. Specifically, to construct a high-quality training corpus, we design a comprehensive data synthesis pipeline that first generates psychological questions from various resources. Afterward, we apply chain-of-thought (CoT) prompting to generate initial detailed rationale for each question, followed by an iterative prompt-rationale optimization process, aiming to enhance both the coherence of the reasoning and its alignment with the corresponding questions. In parallel, we synthesize 73k empathetic dialogues to support affective understanding. Then, we adopt a multi-LLM cross-selection strategy to categorize questions into challenging and non-challenging subsets based on their inferred complexity. The non-challenging subset is used for supervised fine-tuning (SFT) to enhance empathetic response generation and domain knowledge, while the challenging subset is utilized for training with group relative policy optimization (GRPO) to improve the model’s reasoning capabilities, with both jointly contributing to the development of *Psyche-R1*. Experimental results on a range of psychological benchmarks, including knowledge assessment, case-based analysis, and empathy evaluation, demonstrate the effectiveness of *Psyche-R1*, where 7B *Psyche-R1* significantly outperforms models of similar scale and achieves competitive performance relative to substantially larger models such as DeepSeek-R1.

Psyche-R1

In this section, we give the details of the data curation procedure and two-stage training paradigm, encompassing data collection, psychological reasoning data synthesis and em-

pathetic dialogue synthesis.

Data Collection

Data Resource. To construct a comprehensive and diverse dataset, we curate a wide range of resources:

- **Type I:** Classic psychology textbooks and curricular materials from psychology programs, covering more than 19 subfields and concentrated and systematically organized content, including cognitive psychology, developmental psychology, social psychology and so on.
- **Type II:** Psychological question banks from public Chinese educational platforms, encompassing theoretical principles and conceptual knowledge across psychology.
- **Type III:** Data distilled from Qwen2.5-72B-Instruct (Team 2024b) to supplement underrepresented subfields (e.g., sports psychology) and enhance dataset coverage.
- **Type IV:** Dialogic interactions harvested from established mental health support platforms, including Yixinli¹, Jiandanxinli², and Zhihu³, all dedicated to delivering professional psychological support to the public.

The first three resource types (i.e., **Type I**, **Type II** and **Type III**) are used to construct the psychological reasoning question-answer (PCQA) dataset, designed to enhance domain-specific knowledge acquisition and reasoning capabilities. The **Type IV** resource is employed to develop the empathetic dialogue dataset.

Data Cleaning. To ensure data quality, we implement several important data cleaning steps to improve the quality.

- To process materials in non-textual formats such as images and PDFs, we employ OLMOCR⁴ for accurate text recognition and conversion to text format. Subsequently, three trained volunteers manually curate the

¹<https://www.xinli001.com/>

²<https://www.jiandanxinli.com/>

³<https://www.zhihu.com/>

⁴<https://olmocr.allenai.org/>

OCR-extracted data to ensure the resulting corpus is suitable for downstream processing.

- We standardize the usage of Chinese and English punctuation and remove irrelevant content, including emojis, emoticons, and links, to filter out potential noise.
- After previous step, for empathetic dialogue construction, we further use LLMs to evaluate the reasonableness and relevance of QA pairs and filter responses that lack substantive advice. For instance, given the question “I have been experiencing insomnia recently and feel anxious. What should I do?”, if the response is merely “Believe that everything will get better,” it would be filtered out due to the absence of specific professional advice.

Psychological Reasoning Data Synthesis

Question Generation and Control. Following data cleaning, we proceed to generate structured questions and corresponding answers (QA) from the curated psychological textbooks and instructional materials (i.e., resource **Type I**). Specifically, the source material is first segmented into multiple textual chunks, with each chunk designed to encapsulate the maximum amount of domain-specific content. Subsequently, we leverage LLMs to generate a set of different questions along with answer based on these text segments. Meanwhile, for resource **Type III**, we use the similar way to generate QA without segment-level contextual augmentation, aiming to supplement psychological subfields that are underrepresented or difficult to source from publicly accessible materials. Through these steps, we obtain approximately 200k generated QA pairs in total.

All generated QA pairs, together with data derived from the **Type II** resource are integrated into a unified QA pool containing approximately 210k entries and we implement a multi-stage quality control procedure to ensure the integrity and utility of the synthesized data. In detail, we use min-hash locality-sensitive hashing (LSH) to cluster similar questions and select the optimal one through LLM-based ranking. Afterward, we prompt the LLM with few-shot examples to identify and filter out low-quality questions, specifically those exhibiting incomplete information, logical confusion, or unclear expression. Finally, we invite 10 undergraduate and graduate students to manually review the questions to eliminate redundant content and reduce potential noise in the dataset, ultimately retaining about 90k QA pairs.

Rationale Generation. We further generate detailed rationales for the aforementioned questions through CoT prompting, following a multi-step reasoning approach (Hsieh et al. 2023) to provide clear reasoning paths for model training. In detail, the CoT prompt guides the model to first comprehend the question, recognize relevant psychological concepts and knowledge, and decompose the problem into a sequence of analytical steps. At each stage of this process, the model is required to articulate an intermediate rationale, ultimately generating a final answer derived from the accumulated reasoning. Formally, given a CoT prompt P and a QA pair (q_i, a_i) , this procedure yields a rationale-augmented instance (q_i, r_i, \hat{a}_i) , where r_i denotes the reasoning path and \hat{a}_i the model-predicted answer. If the predicted answer

aligns with the ground truth (i.e., $\hat{a}_i = a_i$), we regard the r_i as a valid rationale. In contrast, if the predicted answer is incorrect (i.e., $\hat{a}_i \neq a_i$), we guide the model to regenerate the rationale up to T time. Instances failing to produce correct predictions after T regeneration attempts are pruned from the final curated dataset. After obtaining the initial rationale, we employ a self-supervised optimization strategy to iteratively refine both the prompt and the rationale with the goal of enhancing their clarity and reliability. Specifically, for each instance (P, q_i, r_i, \hat{a}_i) , the prompt P and rationale r_i are jointly updated over multiple rounds, enabling the model to progressively improve its reasoning process. Each round of optimization consists of two sequential steps:

- **Prompt refinement:** We first guide the LLM to generate an improved candidate prompt P_i^* from the current prompt, question, and rationale, represented as $P_i^* \leftarrow LLM(P, q_i, r_i)$, aiming to enhance reasoning guidance.
- **Rationale revision:** Based on the candidate prompt P_i^* , the LLM subsequently generates a revised rationale along with its corresponding predicted answer, denoted as $(r_i^*, \hat{a}_i^*) \leftarrow LLM(P_i^*, q_i)$.

If the \hat{a}_i^* matches the ground truth a_i , we retain P_i^* as an updated prompt and continue iteration based on the updated instance $(P_i^*, q_i, r_i^*, \hat{a}_i^*)$. Otherwise, the process reverts to the previous prompt-rationale pair to maintain alignment with correct reasoning paths. We repeat this process for R rounds ($R = 3$ in this paper). After completing all iterations, we evaluate the rationales generated at each round for a given question and select the one that demonstrates the highest quality, denoted as $(P_i^*, q_i, r_i^*, \hat{a}_i^* = a_i)$. At this stage, we filter approximately 75k high-quality instances from the initial set of 90k pairs obtained in the previous step.

Question Selection. While the preceding steps yield high-quality data, not all samples exhibit sufficient complexity for effective reinforcement learning (RL). To address this, in this stage, we adopt a multi-LLM cross-selection strategy aimed at identifying and isolating the most challenging psychology-related samples from the constructed dataset for subsequent use in the reinforcement learning phase. In detail, we employ three distinct LLMs (i.e., Qwen, Llama, and Phi) to independently answer each question in the constructed psychological data. Questions that receive incorrect responses from all three models are aggregated into a challenging subset with 19k instances. This subset is intended to represent highly difficult instances with strong potential to enhance the model’s reasoning capabilities through reinforcement learning process.

Empathetic Dialogue Synthesis

In addition to psychological QA pairs, empathy is recognized as a core component of effective mental health support (Sorin et al. 2024). To this end, we incorporate empathetic expressions into the dialogue corpus from online platforms to enhance its emotional richness and relevance to real-world psychological interactions. Specifically, we refine these dialogues through LLMs to achieve the following objectives. We first enhance emotional resonance by

incorporating empathetic expressions and techniques (e.g., “Hearing about your experience, I wish I could give you a warm hug.”). Subsequently, we ensure that each dialogue provides evidence-based guidance to deepen the understanding of users’ issues, instead of limiting responses to surface-level empathy. Finally, we deliver solution-oriented support by offering concrete coping strategies and practical steps that address the specific challenges presented. Through these steps, we ultimately obtain 73k high-quality dialogue data equipped with sufficient empathetic expressions.

Data Split

Leveraging the aforementioned pipelines, we curate a comprehensive dataset tailored for psychological understanding, reasoning, and empathetic interaction. The dataset includes over 75k psychological questions with detailed rationales, among which 19k are identified as challenging samples through multi-LLM cross-selection. The challenging subset is denoted as \mathcal{D}_{pc} and the remaining data are denoted as \mathcal{D}_{pr} . In parallel, the dataset contains over 73k empathetic dialogues engineered for contextually appropriate psychosocial interactions, denoted as \mathcal{D}_{em} . To further enrich our training data, we additionally introduce the following datasets:

- (1) The PsychoLLM dataset (Hu et al. 2024) contains single-turn QA, multi-turn dialogues, and knowledge-based QA for psychological counseling. We retain its multi-turn dialogue and knowledge-based QA components, represented as \mathcal{D}_{ps} .
- (2) The CPsyExam train set (Zhao et al. 2025) comprises over 10k examination questions from various psychology-related disciplines. We further filter the data to remove potentially noisy items, resulting in a refined set of 8,000 high-quality questions, denoted as \mathcal{D}_{cp} .

Ultimately, the curated datasets are partitioned into two distinct subsets aligned with specialized training objectives. One category, represented as $\mathcal{D}_{sft} = \mathcal{D}_{pr} \cup \mathcal{D}_{em} \cup \mathcal{D}_{ps}$, is designated for SFT. The other category, denoted as $\mathcal{D}_{grpo} = \mathcal{D}_{pc} \cup \mathcal{D}_{cp}$, is reserved for GRPO. Details of the prompts for the data synthesis are provided in Appendix A.

Model Training

To enhance both reasoning capabilities and performance in empathy and expertise, we employ a hybrid training strategy.

Stage 1: Supervised Fine-Tuning. In the first stage, we perform SFT on \mathcal{D}_{sft} . Given an input $x = q$, the primary objective is to train the model to generate a coherent rationale r followed by a corresponding answer a , where the complete output is denoted as $y = r + a$. We adopt Qwen2.5-7B-Instruct (Team 2024b) as our backbone model and conduct full-parameter SFT to enhance model performance in empathy, expertise and reasoning. The model is optimized using an autoregressive language modeling object, aiming to minimize the negative log-likelihood of target response sequences. The loss function is formally defined as:

$$\mathcal{L}(\theta) := -\mathbb{E}_{(x,y) \sim \mathcal{D}_{sft}} \left[\sum_{t=1}^T \log P(y_t \mid q, y_{<t}; \theta) \right] \quad (1)$$

where θ denotes the trainable model parameters.

Stage 2: Group Relative Policy Optimization. Building upon the reasoning competencies acquired through SFT, we subsequently implement GRPO (Shao et al. 2024) on \mathcal{D}_{grpo} to further refine psychological reasoning proficiency via RL training. To better guide policy learning and optimize the model’s reasoning process, we leverage a composite reward function, which is specified as follows:

- **Format reward:** To ensure resolvable and interpretable outputs, we incorporate the format reward R_{format} . The model is required to generate both a reasoning process and a final answer, where the reasoning must be enclosed within the tags of $\langle \text{think} \rangle$ and $\langle / \text{think} \rangle$, and the final answer must appear after the $\langle / \text{think} \rangle$ tag. Responses that adhere to this format receive a reward of +1.25; otherwise, the assigned reward is -1.
- **Accuracy reward:** To encourage the model to generate accurate responses, we introduce the accuracy reward R_{accuracy} . Considering that some questions have multiple correct options, we incorporate a flexible evaluation strategy that considers the overlap between the predicted answer \hat{A} and the gold answer A . This reward mechanism encourages the model to generate reasoning processes to align with the ground-truth solution. The specific reward function is defined as follows:

$$R_{\text{accuracy}} = \begin{cases} +1, & \text{if } \hat{a} = a \\ \frac{|\hat{a} \cap a|}{|a|}, & \text{if } \hat{a} \subseteq a \text{ and } a \neq \emptyset \\ -1, & \text{otherwise} \end{cases} \quad (2)$$

We combine these two rewards to form the final reward $R_{\text{final}} = R_{\text{format}} + R_{\text{accuracy}}$. This formulation encourages the model to generate well-structured reasoning processes while rewarding partial credit for incomplete but valid answers, leading to more effective policy learning through nuanced reward signals during training.

Experimental Setting

Baselines

We compared *Psyche-R1* with four categories of LLMs, including: (1) **General LLMs**, which demonstrate excellent performance across general tasks, but lack explicit reasoning capabilities. These include MiniCPM4-8B (Team et al. 2025), Qwen2.5-7B-Instruct, Qwen2.5-14B-Instruct, and Qwen2.5-72B-Instruct (Team 2024b). (2) **Reasoning-augmented LLMs**, which possess explicit reasoning capabilities, including DeepSeek-R1 (Guo et al. 2025), DeepSeek-R1-Distill-Llama-70B, QwQ-32B, Qwen3-30B-A3B, Qwen3-235B-A22B (Yang et al. 2025), and Magistral-Small-2506⁵. (3) **Closed-source LLMs**, which typically represent the state-of-the-art performance, including GPT-4o (Hurst et al. 2024), and Claude3.7-Sonnet⁶. (4) **Psychological LLMs**, which have been fine-tuned on psychological datasets. These include CPsyCounX (Zhang et al. 2024), EmoLLM (Team 2024a), PsychoLLM (Hu et al. 2024), and PsyDT (Xie et al. 2025). Notice that for the hybrid

⁵<https://mistral.ai/>

⁶<https://claude.ai/>

Model	Case			Moral			Theory			Avg.	Case (QA)		
	SMCQ	MMCQ		SMCQ	MMCQ		SMCQ	MMCQ			R-1	R-L	B-4
MiniCPM4-8B	50.00	28.59	43.64	81.58	50.63	58.23	65.62	34.06	43.00	51.75 (57.01)	23.05	12.90	1.35
Qwen2.5-7B-Instruct	47.57	31.64	47.49	87.83	59.50	71.02	78.46	42.45	55.17	57.91 (64.59)	20.94	11.28	1.28
Qwen2.5-14B-Instruct	47.13	41.10	55.93	89.81	63.93	73.60	80.32	50.16	61.26	62.08 (68.01)	22.69	13.93	1.53
Qwen2.5-72B-Instruct	46.91	40.34	53.11	90.79	70.25	78.48	82.63	47.63	59.74	63.09 (68.61)	21.43	12.02	1.16
DeepSeek-R1	79.25	44.25	60.86	95.39	68.99	77.95	92.19	57.60	69.41	72.95 (79.18)	17.65	9.19	0.94
DeepSeek-R1-70B	56.30	30.72	46.95	88.16	52.53	65.66	68.01	25.64	45.63	53.56 (61.79)	22.77	13.23	1.16
QwQ-32B	56.51	23.35	41.27	88.82	41.14	53.06	82.12	32.69	49.90	54.11 (61.95)	18.39	7.48	0.84
Qwen3-30B-A3B	59.65	31.51	47.28	91.45	55.06	65.66	80.75	47.45	59.25	60.98 (67.34)	20.53	12.06	1.18
Qwen3-235B-A22B	68.58	41.91	57.24	93.42	69.62	78.90	88.36	56.70	68.64	69.77 (75.86)	18.96	11.14	1.11
Magistral-Small-2506	56.58	33.26	49.11	82.89	53.80	67.99	70.10	37.76	52.35	55.73 (63.17)	22.90	11.97	1.21
GPT-4o	65.63	13.67	34.53	88.15	33.54	54.79	74.65	24.10	45.07	49.96 (60.47)	23.45	12.75	1.18
Gemini1.5-Pro-Latest	61.04	35.57	49.87	84.87	62.03	70.62	80.84	43.22	53.44	61.26 (66.78)	21.63	10.93	1.06
Claude3.7-Sonnet	63.39	19.40	34.23	90.13	60.13	70.04	76.73	37.37	48.99	57.86 (63.92)	21.59	11.11	1.23
CPsyCounX	40.87	16.91	32.90	75.17	36.08	54.85	54.78	19.03	38.90	40.47 (49.58)	22.83	11.94	1.48
EmoLLM	46.93	21.87	40.02	84.21	34.17	51.05	71.72	26.18	44.49	47.51 (56.40)	22.15	11.69	1.20
PsycoLLM	55.58	35.07	42.89	88.81	69.62	74.20	72.63	48.59	54.12	61.72 (64.71)	24.45	17.45	2.04
PsyDT	35.56	35.20	50.14	86.33	69.70	78.66	80.70	52.72	62.26	60.04 (65.61)	20.65	13.41	1.16
Psyche-R1	63.31	56.26	66.21	92.76	79.62	82.54	87.70	66.54	73.34	74.37 (77.64)	27.31	15.33	2.40

Table 1: Comparisons of different models on the PCEB, where Case, Moral, Theory, and Case (QA) are case analysis, theoretical proficiency, professional ethics, and case-based QA, respectively. Underlined numbers indicate the elastic accuracy for MMCQ, while the bold numbers indicate the highest performance. The average value represents the average of the standard accuracy rates, and values in parentheses denotes the mean of the standard accuracy for SMCQ and the elastic accuracy for MMCQ.

reasoning-augmented models Qwen3 series and Claude3.7-Sonnet, we set them to reasoning mode to stimulate their best performance. Details of the model version and parameter information are provided in Appendix B.

Implementation Details

In our experiments, we employ LLaMA-Factory (Zheng et al. 2024) for SFT. Specifically, we adopt a learning rate of $1e-5$, a batch size of 256, and conduct training for 2 epochs. For the GRPO phase, we implement the VeRL framework (Sheng et al. 2024) with a learning rate of $1e-6$, a batch size of 128, and 2 training epochs. All experiments are performed on 8 RTX A6000 GPUs, each equipped with 48GB. Detailed training hyperparameters are provided in Appendix C.

Benchmarks and Evaluation Metrics

We conduct comprehensive evaluations on two psychological examination benchmarks:

- **Psychological counselor examination benchmark (PCEB)** (Hu et al. 2024): this consists of 3,863 multiple-choice questions (MCQ) and 100 open-ended case analysis items, curated from the official National Psychological Counselor Examination in China.
- **CPsyExam test set** (Zhao et al. 2025): this includes 4,102 questions spanning 39 distinct psychological subfields. Following the original protocol, we evaluate under both zero-shot and five-shot settings, ensuring consistency by using identical exemplars across all evaluated models in the latter setting.

Note that the MCQ comprises two types of questions: MCQ with only a single correct option (SMCQ), and MCQ with multiple correct options (MMCQ). The aforementioned dataset generally contains two question types: MCQ and

subjective questions. For MCQ, we adopt the metrics introduced in PsycoLLM (Hu et al. 2024), including **standard accuracy**, which requires predictions to exactly match the ground truth, and **elastic accuracy**, which gives partial credit when predictions are a subset of the correct answers. For subjective questions, we utilize the existing text generation metrics, including **Rouge-1 (R-1)**, **Rouge-L (R-L)** (Lin 2004), and **Bleu-4** (Papineni et al. 2002).

Results and Analyses

Results on the PCEB

To evaluate the performance of different models, we present the results on the PCEB in Table 1. These results reveal several key observations. **First**, *Psyche-R1* exhibits strong performance across evaluation tasks in both MCQ and subjective questions. This demonstrates the effectiveness of our proposed dataset and training strategy in simultaneously enhancing psychological reasoning and text generation capabilities for psychological tasks. **Second**, while DeepSeek-R1 excels in MCQ, its performance in subjective questions is notably limited. This performance disparity can be attributed to its training methodology, which employs RL on datasets primarily consisting of mathematical and coding tasks with deterministic solutions. Although this approach strengthens logical reasoning, it appears to bias the model towards single-answer patterns, thereby limiting its capability to generate diverse and nuanced responses in open-ended psychological assessments. **Third**, existing psychological LLMs (e.g., CPsyCounX and EmoLLM) achieve strong performance in subjective questions while demonstrating limited abilities in MCQ. This imbalanced performance stems from their reliance on training exclusively on counseling dialogues or empathetic conversations, which

Model	Zero-Shot				Five-Shot				Avg. (Zero-Shot)
	Knowledge		Case		Knowledge		Case		
	SMCQ	MMCQ	SMCQ	MMCQ	SMCQ	MMCQ	SMCQ	MMCQ	
MiniCPM4-8B	69.58	41.74	57.33	37.00	68.50	42.77	54.67	38.00	60.46
Qwen2.5-7B-Instruct	76.99	43.66	68.67	44.50	78.63	42.00	68.67	40.50	67.37
Qwen2.5-14B-Instruct	81.39	49.30	72.00	48.50	82.42	54.29	71.00	48.00	71.84
Qwen2.5-72B-Instruct	84.61	52.75	73.50	54.50	86.64	63.77	75.33	55.00	74.98
DeepSeek-R1	87.49	56.98	76.83	59.00	88.78	66.58	77.30	61.50	78.28
DeepSeek-R1-70B	76.48	22.80	61.81	19.17	76.89	40.99	62.70	37.95	60.57
GPT-4o	80.70	30.73	66.33	28.00	81.82	54.80	68.67	52.50	65.79
Gemini 1.5-Pro-Latest	82.08	40.59	68.33	43.00	83.93	53.65	71.00	45.00	69.66
CPsyCounX	57.56	22.41	46.33	31.00	63.46	21.77	50.67	23.50	47.44
EmoLLM	78.41	45.33	72.50	48.00	79.92	36.88	74.17	39.50	69.32
PsycoLLM	78.33	51.98	65.33	42.00	78.63	50.45	65.57	36.00	69.20
PsyDT	80.83	48.91	69.67	41.50	81.13	40.97	68.33	40.00	70.71
Psyche-R1	82.72	61.59	70.50	49.50	83.45	61.46	76.17	52.00	74.90

Table 2: Comparisons of different models on the CPsyExam test set. The average represents the overall zero-shot accuracy.

Model	Case		Moral		Theory	
	SMCQ	MMCQ	SMCQ	MMCQ	SMCQ	MMCQ
-	47.57	31.64	87.83	59.50	78.46	42.45
SFT	56.70	41.53	92.00	75.95	83.29	59.06
SFT + RL	63.31	56.26	92.76	79.62	87.70	66.54

Table 3: Standard accuracy of the ablation study on PCEB.

constrains their abilities to develop comprehensive competencies. **Fourth**, closed-source models such as GPT-4o and Claude3.7-Sonnet demonstrate relatively weaker performance, which may be attributed to limited Chinese language representation in their training corpora.

Results on the CPsyExam Test Set

To further explore the model performance, we present the results on the CPsyExam test set in Table 2. Similar to the trends observed in previous experiments, both *Psyche-R1* and DeepSeek-R1 demonstrate superior performance. Across these models, psychological LLMs consistently achieve higher accuracy in SMCQ than in MMCQ, as the latter requires exhaustive evaluation of all options, demanding more comprehensive domain knowledge and reasoning capabilities. Under the five-shot setting, most models exhibit substantial improvements in MMCQ (e.g., PsyDT achieves a 47.64% improvement in knowledge-type MMCQ). This observation aligns with existing studies, which demonstrate that well-designed few-shot examples can effectively enhance model performance in certain tasks. In contrast, DeepSeek-R1 exhibits a slight performance decline under the five-shot setting compared to its zero-shot setting, suggesting that few-shot prompting may interfere with its inherent reasoning capability, which is consistent with the existing findings (Guo et al. 2025).

Discussion

Effect of SFT and RL. We conduct an ablation study on SFT and RL, with results presented in Table 3. The re-

Model	EmoE.	CogE.	Con.	Sta.	Saf.
CPsyCounX	1.73	2.05	2.15	1.96	1.00
EmoLLM	1.86	2.44	2.84	2.34	1.00
PsycoLLM	1.97	2.27	2.41	2.10	1.00
PsyDT	2.21	2.46	2.36	2.34	1.00
Qwen2.5-7B-Instruct	1.52	2.00	2.36	1.72	1.00
Psyche-R1	2.33	2.69	2.78	2.11	1.00

Table 4: Comparisons of psychological LLMs on PsyDT test set. The evaluation metrics comprise: emotional empathy (EmoE.), cognitive empathy (CogE.), conversation strategy (Con.), state and attitude (Sta.), and safety (Saf.).

sults demonstrate that SFT yields substantial improvements across all metrics, which can be attributed to fine-tuning the model on our proposed dataset encompassing empathetic dialogues and psychological questions paired with rationales. Based on SFT, RL training further enhances model performance, with particularly pronounced gains observed in case tasks. This advancement demonstrates the efficacy of RL training on challenging examples identified through multi-LLM cross-selection, thereby enabling the model to handle more sophisticated psychological scenarios.

Performance on Counseling Tasks. Beyond examination tasks, we evaluate the performance of *Psyche-R1* on counseling tasks and compare it with its base model and several outstanding psychological LLMs. Following the method of PsyDT (Xie et al. 2025), constrained by limited computational resources, we randomly sample 200 items from its test set and employ GPT-4o (2024-05-13) as the evaluator. As shown in Table 4, *Psyche-R1* achieves significant improvements compared to its base model, demonstrating its ability in counseling tasks that demand emotional empathy, cognitive empathy and so on. This excellent performance stems from the synergistic interplay between two crucial elements: the synthesized empathetic dialogues, which directly improve counseling effectiveness, and advanced reasoning mechanisms, which enable a deeper understanding of ques-

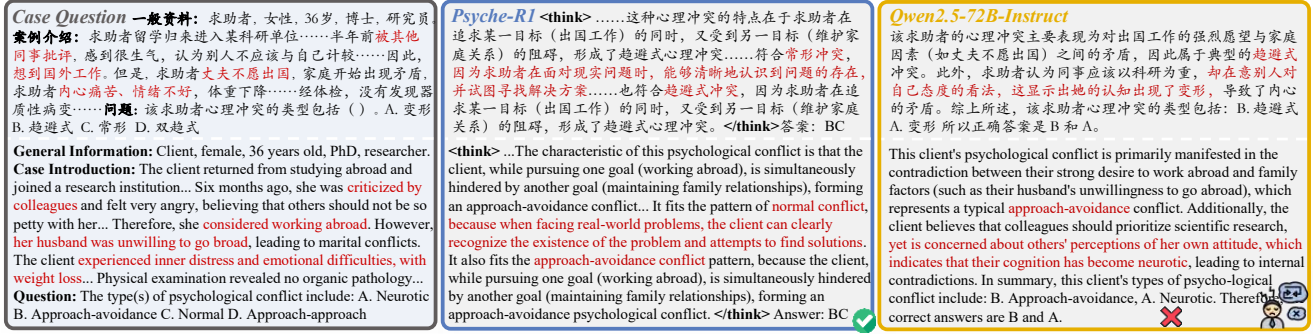


Figure 3: A Qualitative example from the CPsyExam test set comparing *Psyche-R1* and Qwen2.5-72B-Instruct.

tions, thereby yielding more accurate and emotionally informed responses within relevant contexts.

Case Study. We present a case study examining how *Psyche-R1* and Qwen2.5-72B-Instruct (Team 2024b) derive conclusions from narrative evidence, as shown in Figure 3. This case involves a scientist confronting a significant life decision. These two models display distinct reasoning processes when distinguishing between normal and neurotic conflict. *Psyche-R1* first identifies the dilemma that the client is facing, and points out that the client can recognize the problem and find solutions. It subsequently presents detailed evidence-based reasoning, ultimately reaching the conclusion of the normal conflict through a clear and efficient reasoning path. In contrast, Qwen2.5-72B-Instruct misinterprets the client’s concern about others’ perceptions as the neurotic cognition, resulting from disproportionately emphasizing isolated details rather than comprehensive reasoning. This case demonstrates that comprehensive evidence-based reasoning is crucial for accurate psychological inference. This can be observed in *Psyche-R1*, which conducts detailed factual reasoning throughout the narrative, rather than simply focusing on specific descriptions in isolation.

Related Work

LLMs for Psychology. The success of LLMs has spurred interest in developing LLM-driven mental health applications (Demszky et al. 2023). Early research focused primarily on improving the accessibility of mental health services. Research in this phase concentrated on two directions: One direction involves leveraging NLP techniques for emotion recognition to enable automated detection of depression (Huang et al. 2019) and suicidal ideation (Lee et al. 2020). The other focuses on constructing empathetic dialogue systems by fine-tuning LLMs on single-turn (Lai et al. 2023) or multi-turn (Qiu et al. 2024) dialogue data to enhance their emotional support and understanding abilities (Team 2024a; Xie et al. 2025). As research progressed, researchers began to explore more diverse mental health applications. Some studies have transformed traditional psychometric tools (e.g., psychological scales) into interactive systems to improve user engagement (Kuribayashi, Oseki, and Baldwin 2024; Yang et al. 2024). Another line of research has focused on the specialized demands of the psychological domain, developing professional-grounded men-

tal health applications based on established psychological therapies (Lee et al. 2024; Shen et al. 2024) or concepts (Zhang et al. 2025).

LLM Reasoning. In recent years, techniques such as CoT prompting (Wei et al. 2022; Hsieh et al. 2023) have significantly advanced the development of LLM reasoning. Building upon this foundation, researchers have explored more sophisticated reasoning architectures. For instance, Tree of Thoughts (Yao et al. 2023) enables systematic exploration of multiple reasoning paths with self-evaluation, while PAL (Gao et al. 2023) integrates reasoning with external tools through program generation. These approaches further enhance model performance in handling complex tasks. A new breakthrough was marked by the release of reasoning LLMs like OpenAI o1 (Jaech et al. 2024) and DeepSeek-R1 (Guo et al. 2025). These models, which are trained through reinforcement learning to enhance reasoning capabilities, demonstrate exceptional performance in mathematical and coding tasks (Comanici et al. 2025; Yang et al. 2025). Motivated by these advances, researchers have employed advanced RL algorithms, such as GRPO (Shao et al. 2024) and DAPO (Yu et al. 2025), to extend reasoning capabilities to domain-specific applications, including medicine (Liu et al. 2025) and finance (Zhu et al. 2025). However, within the field of psychology, limited research has investigated the utility of reasoning. To our knowledge, *Psyche-R1* is the first psychological LLM that unifies empathy, domain-specific expertise, and reasoning capabilities.

Conclusion

In this paper, we propose *Psyche-R1*, the first Chinese psychological LLM that jointly integrates empathy, expertise, and reasoning. To support model development, we design a multi-stage data synthesis pipeline that generates high-quality psychological reasoning samples with detailed rationales and empathetic dialogues. The reasoning rationales are further enhanced through iterative prompt-rationale optimization, and a multi-LLM cross-selection strategy is employed to identify challenging examples. Finally, the challenging subset is used for GRPO, while the remaining data are employed for SFT, together contributing to the final model. Extensive experiments demonstrate that *Psyche-R1* outperforms existing psychological LLMs, achieving performance comparable to DeepSeek-R1.

References

- Al Asad, N.; Pranto, M. A. M.; Afreen, S.; and Islam, M. M. 2019. Depression detection by analyzing social media posts of user. In *2019 IEEE international conference on signal processing, information, communication & systems (SPIC-SCON)*, 13–17. IEEE.
- Chen, J.; Cai, Z.; Ji, K.; Wang, X.; Liu, W.; Wang, R.; Hou, J.; and Wang, B. 2024. Huatuogpt-o1, towards medical complex reasoning with llms. *arXiv preprint arXiv:2412.18925*.
- Chen, Y.; Xing, X.; Lin, J.; Zheng, H.; Wang, Z.; Liu, Q.; and Xu, X. 2023. SoulChat: Improving LLMs’ Empathy, Listening, and Comfort Abilities through Fine-tuning with Multi-turn Empathy Conversations. In *Findings of the Association for Computational Linguistics: EMNLP 2023*, 1170–1183.
- Chen, Z.; Lu, Y.; and Wang, W. 2023. Empowering Psychotherapy with Large Language Models: Cognitive Distortion Detection through Diagnosis of Thought Prompting. In *Findings of the Association for Computational Linguistics: EMNLP 2023*, 4295–4304.
- Cho, Y.; Kim, M.; Kim, S.; Kwon, O.; Kwon, R. D.; Lee, Y.; and Lim, D. 2023. Evaluating the efficacy of interactive language therapy based on LLM for high-functioning autistic adolescent psychological counseling. *arXiv preprint arXiv:2311.09243*.
- Comanici, G.; Bieber, E.; Schaekermann, M.; Pasupat, I.; Sachdeva, N.; Dhillon, I.; Blistein, M.; Ram, O.; Zhang, D.; Rosen, E.; et al. 2025. Gemini 2.5: Pushing the frontier with advanced reasoning, multimodality, long context, and next generation agentic capabilities. *arXiv preprint arXiv:2507.06261*.
- Demszky, D.; Yang, D.; Yeager, D. S.; Bryan, C. J.; Clapper, M.; Chandhok, S.; Eichstaedt, J. C.; Hecht, C.; Jamieson, J.; Johnson, M.; et al. 2023. Using large language models in psychology. *Nature Reviews Psychology*, 2(11): 688–701.
- Gao, L.; Madaan, A.; Zhou, S.; Alon, U.; Liu, P.; Yang, Y.; Callan, J.; and Neubig, G. 2023. Pal: Program-aided language models. In *International Conference on Machine Learning*, 10764–10799. PMLR.
- Guo, D.; Yang, D.; Zhang, H.; Song, J.; Zhang, R.; Xu, R.; Zhu, Q.; Ma, S.; Wang, P.; Bi, X.; et al. 2025. Deepseek-r1: Incentivizing reasoning capability in llms via reinforcement learning. *arXiv preprint arXiv:2501.12948*.
- Hsieh, C.-Y.; Li, C.-L.; YEH, C.-K.; Nakhost, H.; Fujii, Y.; Ratner, A. J.; Krishna, R.; Lee, C.-Y.; and Pfister, T. 2023. Distilling Step-by-Step! Outperforming Larger Language Models with Less Training Data and Smaller Model Sizes. In *The 61st Annual Meeting Of The Association For Computational Linguistics*.
- Hu, J.; Dong, T.; Gang, L.; Ma, H.; Zou, P.; Sun, X.; Guo, D.; Yang, X.; and Wang, M. 2024. Psycollm: Enhancing llm for psychological understanding and evaluation. *IEEE Transactions on Computational Social Systems*.
- Huang, Z.; Epps, J.; Joachim, D.; and Sethu, V. 2019. Natural language processing methods for acoustic and landmark event-based features in speech-based depression detection. *IEEE Journal of selected topics in Signal Processing*, 14(2): 435–448.
- Hurst, A.; Lerer, A.; Goucher, A. P.; Perelman, A.; Ramesh, A.; Clark, A.; Ostrow, A.; Welihinda, A.; Hayes, A.; Radford, A.; et al. 2024. Gpt-4o system card. *arXiv preprint arXiv:2410.21276*.
- Jaech, A.; Kalai, A.; Lerer, A.; Richardson, A.; El-Kishky, A.; Low, A.; Helyar, A.; Madry, A.; Beutel, A.; Carney, A.; et al. 2024. Openai o1 system card. *arXiv preprint arXiv:2412.16720*.
- Kuribayashi, T.; Oseki, Y.; and Baldwin, T. 2024. Psychometric Predictive Power of Large Language Models. In *Findings of the Association for Computational Linguistics: NAACL 2024*, 1983–2005.
- Lai, T.; Shi, Y.; Du, Z.; Wu, J.; Fu, K.; Dou, Y.; and Wang, Z. 2023. Supporting the demand on mental health services with AI-based conversational large language models (LLMs). *BioMedInformatics*, 4(1): 8–33.
- Lee, D.; Park, S.; Kang, J.; Choi, D.; and Han, J. 2020. Cross-lingual suicidal-oriented word embedding toward suicide prevention. In *Findings of the Association for Computational Linguistics: EMNLP 2020*, 2208–2217.
- Lee, S.; Mac Kim, S.; Kim, M.; Kang, D.; Yang, D.; Kim, H.; Kang, M.; Jung, D.; Kim, M.; Lee, S.; et al. 2024. Cactus: Towards Psychological Counseling Conversations using Cognitive Behavioral Theory. In *Findings of the Association for Computational Linguistics: EMNLP 2024*, 14245–14274.
- Lin, C.-Y. 2004. Rouge: A package for automatic evaluation of summaries. In *Text summarization branches out*, 74–81.
- Liu, C.; Wang, H.; Pan, J.; Wan, Z.; Dai, Y.; Lin, F.; Bai, W.; Rueckert, D.; and Arcucci, R. 2025. Beyond distillation: Pushing the limits of medical llm reasoning with minimalist rule-based rl. *arXiv preprint arXiv:2505.17952*.
- Naveed, H.; Khan, A. U.; Qiu, S.; Saqib, M.; Anwar, S.; Usman, M.; Akhtar, N.; Barnes, N.; and Mian, A. 2023. A comprehensive overview of large language models. *ACM Transactions on Intelligent Systems and Technology*.
- Papineni, K.; Roukos, S.; Ward, T.; and Zhu, W.-J. 2002. Bleu: a method for automatic evaluation of machine translation. In *Proceedings of the 40th annual meeting of the Association for Computational Linguistics*, 311–318.
- Qiu, H.; He, H.; Zhang, S.; Li, A.; and Lan, Z. 2024. SMILE: Single-turn to Multi-turn Inclusive Language Expansion via ChatGPT for Mental Health Support. In *Findings of the Association for Computational Linguistics: EMNLP 2024*, 615–636.
- Shao, Z.; Wang, P.; Zhu, Q.; Xu, R.; Song, J.; Bi, X.; Zhang, H.; Zhang, M.; Li, Y.; Wu, Y.; et al. 2024. Deepseekmath: Pushing the limits of mathematical reasoning in open language models. *arXiv preprint arXiv:2402.03300*.
- Shen, H.; Li, Z.; Yang, M.; Ni, M.; Tao, Y.; Yu, Z.; Zheng, W.; Xu, C.; and Hu, B. 2024. Are Large Language Models Possible to Conduct Cognitive Behavioral Therapy? In *2024 IEEE International Conference on Bioinformatics and Biomedicine (BIBM)*, 3695–3700. IEEE.

- Sheng, G.; Zhang, C.; Ye, Z.; Wu, X.; Zhang, W.; Zhang, R.; Peng, Y.; Lin, H.; and Wu, C. 2024. HybridFlow: A Flexible and Efficient RLHF Framework. *arXiv preprint arXiv:2409.19256*.
- Sorin, V.; Brin, D.; Barash, Y.; Konen, E.; Charney, A.; Nadkarni, G.; and Klang, E. 2024. Large language models and empathy: systematic review. *Journal of medical Internet research*, 26: e52597.
- Tanana, M. J.; Soma, C. S.; Kuo, P. B.; Bertagnolli, N. M.; Dembe, A.; Pace, B. T.; Srikumar, V.; Atkins, D. C.; and Imel, Z. E. 2021. How do you feel? Using natural language processing to automatically rate emotion in psychotherapy. *Behavior research methods*, 53(5): 2069–2082.
- Team, E. 2024a. EmoLLM: Reinventing Mental Health Support with Large Language Models. <https://github.com/SmartFlowAI/EmoLLM>.
- Team, M.; Xiao, C.; Li, Y.; Han, X.; Bai, Y.; Cai, J.; Chen, H.; Chen, W.; Cong, X.; Cui, G.; et al. 2025. MiniCPM4: Ultra-Efficient LLMs on End Devices. *arXiv preprint arXiv:2506.07900*.
- Team, Q. 2024b. Qwen2.5: A Party of Foundation Models. Wei, J.; Wang, X.; Schuurmans, D.; Bosma, M.; Xia, F.; Chi, E.; Le, Q. V.; Zhou, D.; et al. 2022. Chain-of-thought prompting elicits reasoning in large language models. *Advances in neural information processing systems*, 35: 24824–24837.
- Wolohan, J.; Hiraga, M.; Mukherjee, A.; Sayyed, Z. A.; and Millard, M. 2018. Detecting linguistic traces of depression in topic-restricted text: Attending to self-stigmatized depression with NLP. In *Proceedings of the first international workshop on language cognition and computational models*, 11–21.
- Wu, S.; Huang, X.; and Lu, D. 2025. Psychological health knowledge-enhanced LLM-based social network crisis intervention text transfer recognition method. In *Proceedings of the 2025 International Conference on Health Big Data*, 156–161.
- Xiao, M.; Xie, Q.; Kuang, Z.; Liu, Z.; Yang, K.; Peng, M.; Han, W.; and Huang, J. 2024. HealMe: Harnessing Cognitive Reframing in Large Language Models for Psychotherapy. In *Proceedings of the 62nd Annual Meeting of the Association for Computational Linguistics (Volume 1: Long Papers)*, 1707–1725.
- Xie, H.; Chen, Y.; Xing, X.; Lin, J.; and Xu, X. 2025. PsyDT: Using LLMs to Construct the Digital Twin of Psychological Counselor with Personalized Counseling Style for Psychological Counseling. In Che, W.; Nabende, J.; Shutova, E.; and Pilehvar, M. T., eds., *Proceedings of the 63rd Annual Meeting of the Association for Computational Linguistics (Volume 1: Long Papers)*, 1081–1115. Vienna, Austria: Association for Computational Linguistics. ISBN 979-8-89176-251-0.
- Yang, A.; Li, A.; Yang, B.; Zhang, B.; Hui, B.; Zheng, B.; Yu, B.; Gao, C.; Huang, C.; Lv, C.; et al. 2025. Qwen3 technical report. *arXiv preprint arXiv:2505.09388*.
- Yang, Q.; Wang, Z.; Chen, H.; Wang, S.; Pu, Y.; Gao, X.; Huang, W.; Song, S.; and Huang, G. 2024. PsychoGAT: A Novel Psychological Measurement Paradigm through Interactive Fiction Games with LLM Agents. In *Proceedings of the 62nd Annual Meeting of the Association for Computational Linguistics (Volume 1: Long Papers)*, 14470–14505.
- Yao, S.; Yu, D.; Zhao, J.; Shafran, I.; Griffiths, T.; Cao, Y.; and Narasimhan, K. 2023. Tree of thoughts: Deliberate problem solving with large language models. *Advances in neural information processing systems*, 36: 11809–11822.
- Ye, J.; Xiang, L.; Zhang, Y.; and Zong, C. 2025. SweetieChat: A Strategy-Enhanced Role-playing Framework for Diverse Scenarios Handling Emotional Support Agent. In *Proceedings of the 31st International Conference on Computational Linguistics*, 4646–4669.
- Yu, Q.; Zhang, Z.; Zhu, R.; Yuan, Y.; Zuo, X.; Yue, Y.; Dai, W.; Fan, T.; Liu, G.; Liu, L.; et al. 2025. Dapo: An open-source llm reinforcement learning system at scale. *arXiv preprint arXiv:2503.14476*.
- Zhang, C.; Li, R.; Tan, M.; Yang, M.; Zhu, J.; Yang, D.; Zhao, J.; Ye, G.; Li, C.; and Hu, X. 2024. CPsyCoun: A Report-based Multi-turn Dialogue Reconstruction and Evaluation Framework for Chinese Psychological Counseling. In *Findings of the 62nd Annual Meeting of the Association for Computational Linguistics, ACL 2024*, 13947–13966. Association for Computational Linguistics (ACL).
- Zhang, H.; Chen, J.; Jiang, F.; Yu, F.; Chen, Z.; Chen, G.; Li, J.; Wu, X.; Zhiyi, Z.; Xiao, Q.; et al. 2023. HuatuoGPT, Towards Taming Language Model to Be a Doctor. In *Findings of the Association for Computational Linguistics: EMNLP 2023*, 10859–10885.
- Zhang, J.; He, H.; Ma, L.; Song, N.; He, S.; Zhang, S.; Qiu, H.; Zhou, Z.; Li, A.; Dai, Y.; et al. 2025. ConceptPsy: A comprehensive benchmark suite for hierarchical psychological concept understanding in LLMs. *Neurocomputing*, 637: 130070.
- Zhao, J.; Zhu, J.; Tan, M.; Yang, M.; Li, R.; Di, Y.; Zhang, C.; Ye, G.; Li, C.; Hu, X.; et al. 2025. CPsyExam: A Chinese Benchmark for Evaluating Psychology using Examinations. In *Proceedings of the 31st International Conference on Computational Linguistics*, 11248–11260.
- Zheng, C.; Sabour, S.; Wen, J.; Zhang, Z.; and Huang, M. 2023. AugESC: Dialogue Augmentation with Large Language Models for Emotional Support Conversation. In *Findings of ACL*.
- Zheng, Y.; Zhang, R.; Zhang, J.; Ye, Y.; and Luo, Z. 2024. LlamaFactory: Unified Efficient Fine-Tuning of 100+ Language Models. In Cao, Y.; Feng, Y.; and Xiong, D., eds., *Proceedings of the 62nd Annual Meeting of the Association for Computational Linguistics (Volume 3: System Demonstrations)*, 400–410. Bangkok, Thailand: Association for Computational Linguistics.
- Zhu, J.; Chen, Q.; Dou, H.; Li, J.; Guo, L.; Chen, F.; and Zhang, C. 2025. Dianjin-r1: Evaluating and enhancing financial reasoning in large language models. *arXiv preprint arXiv:2504.15716*.