

DISCERNING MINDS OR GENERIC TUTORS? EVALUATING INSTRUCTIONAL GUIDANCE CAPABILITIES IN SOCRATIC LLMs

Ying Liu, Can Li, Ting Zhang*, Mei Wang, Qiannan Zhu, Jian Li, Hua Huang
Beijing Normal University

ABSTRACT

The conversational capabilities of large language models hold significant promise for enabling scalable and interactive tutoring. While prior research has primarily examined their capacity for Socratic questioning, it often overlooks a critical dimension: adaptively guiding learners based on their cognitive states. This study shifts focus from mere question generation to the broader instructional guidance capability. We ask: Can LLMs emulate expert tutors who dynamically adjust strategies in response to learners’ understanding? To investigate this, we propose GuideEval, a benchmark grounded in authentic educational dialogues that evaluates pedagogical guidance through a three-phase behavioral framework: (1) Perception, inferring learner states; (2) Orchestration, adapting instructional strategies; and (3) Elicitation, stimulating proper reflections. Empirical findings reveal that existing LLMs frequently fail to provide effective adaptive scaffolding when learners exhibit confusion or require redirection. Furthermore, we introduce a behavior-guided finetuning strategy that leverages behavior-prompted instructional dialogues, significantly enhancing guidance performance. By shifting the focus from isolated content evaluation to learner-centered interaction, our work advocates a more dialogic paradigm for evaluating Socratic LLMs.

1 INTRODUCTION

Large Language Models (LLMs) have achieved remarkable progress across a broad spectrum of natural language processing tasks, including language understanding, machine translation, and question answering (Wang et al., 2023a; Wei et al., 2021; Zhao et al., 2023). These advancements have positioned LLMs as foundational technologies in the development of intelligent educational systems. Recently, LLMs have begun to transform educational practices by enhancing the efficiency, adaptability, and personalization of learning experiences (Hu et al., 2025a). In particular, educational question answering has emerged as a rapidly evolving domain, where LLMs function not only as fact-retrieving agents but also as interactive tutors capable of engaging students in discipline-specific reasoning (Wollny et al., 2021; Lieb & Goel, 2024; Kuhail et al., 2023).

Recent research has increasingly explored the integration of the Socratic method (Elder & Paul, 1998; Paul & Elder, 2007) in educational LLMs, emphasizing iterative questioning to foster critical thinking (Liang & Wu, 2025). While these efforts highlight the potential of LLMs to emulate philosophical dialogue, it often overlooks the broader pedagogical principle of guidance. In real educational settings, rigid or linear questioning, especially when misaligned with a learner’s cognitive readiness, can lead to cognitive overload and hinder learning (Li et al., 2021; Scarlatos et al., 2025). Empirical evidence further indicates that when instructional explanations fall outside a learner’s zone of proximal development (Shabani et al., 2010), scaffolding fails to enhance engagement and may impair comprehension and retention (Wittwer & Renkl, 2008; Hu et al., 2025b). Therefore, beyond posing Socratic-style questions, effective pedagogical guidance is critical. As LLMs increasingly assume the role of virtual educators, a pressing question arises: can they provide appropriate guidance like human teachers?

*Corresponding Author.

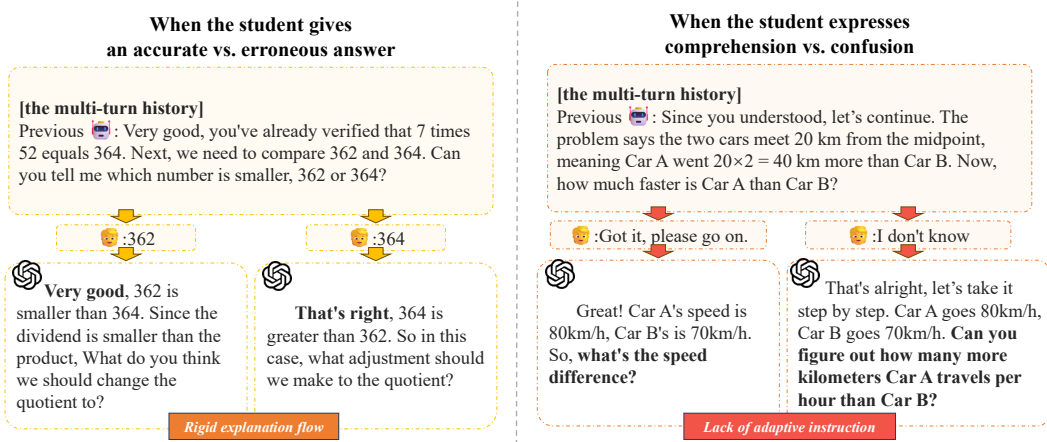


Figure 1: Examples from GPT-4.1 as a tutor reveal similar responses across distinct student states, suggesting limited adaptability in instructional guidance.

This paper seeks to address this question by systematically examining the Socratic guidance capabilities of educational LLMs, aiming to elucidate whether these models are evolving into discerning educational partners or remain generic tutors executing scripted dialogues. To this end, we introduce GuideEval (Instructional Guidance Evaluation Benchmark), a novel benchmark specifically designed to systematically evaluate the instructional guidance capabilities of LLMs within educational question answering scenarios. Effective tutoring extends beyond content delivery; it requires continuous adaptation to learners’ evolving cognitive states, a hallmark of discerning minds rather than generic tutors. While human instructors dynamically adjust pedagogical strategies based on context, existing LLM assessments often overlook this discern responsiveness. Figure 1 illustrates several examples of GPT-4.1 functioning as a tutor, revealing that it generates similar responses across varying student understanding states, highlighting a lack of adaptive instructional guidance.

In this paper, we hypothesize that effective instructional guidance can be conceptualized as a three-phase behavioral framework, with each phase representing a core competency necessary for intelligent educational interaction. The first phase, *Perception*, concerns the model’s ability to accurately infer the learner’s current knowledge state, a prerequisite for all subsequent instructional decisions. The second phase, *Orchestration*, entails the adaptive selection and sequencing of pedagogical strategies aligned with the learner’s zone of proximal development. This includes techniques such as analogy generation, scaffolding, conceptual decomposition, and the strategic use of examples or counterexamples. The third phase, *Elicitation*, centers on stimulating learner reflection and deeper understanding through targeted questioning. While prior work has emphasized generic questioning strategies, we highlight discernment-based elicitation, wherein questions are not only cognitively challenging but also responsive to the learner’s evolving perceptual state.

Building on this conceptual decomposition, we propose an evaluation framework that operationalizes the three core phases, Perception, Orchestration, and Elicitation, as distinct yet interrelated assessment dimensions. Each dimension is defined by a set of behavioral indicators and performance criteria, enabling systematic, fine-grained analysis of an LLM’s instructional competencies throughout the educational interaction cycle. To support this framework, we construct a test corpus grounded in authentic student-model interactions by collecting multi-turn dialogues from real-world educational scenarios. To ensure structural consistency while capturing behavioral variability, we design contrastive student utterances simulating diverse cognitive states (e.g., accurate vs. erroneous, comprehension vs. confusion). These controlled variations probe the model’s sensitivity to pedagogically salient cues and its capacity for adaptive response. Leveraging this corpus, we design a suite of evaluation tasks aligned with each core dimension. These tasks elicit distinct instructional behaviors, enabling precise measurement of strategy preferences and guidance capabilities.

Our empirical evaluation reveals four critical findings in current LLMs’ instructional behaviors.

- **Feedback bias limits error-based learning:** Models affirm correct answers but respond to incorrect ones with vague or evasive language, limiting support for learning from errors.
- **Lack of sensitivity to implicit learner states:** Models are largely insensitive to implicit learner cues, overlooking signals like confidently incorrect responses that indicate deeper misconceptions.
- **Structural failure patterns are widespread:** Common issues such as indiscriminate affirmation and repeated, unadjusted explanations appear across models, reflecting underlying limitations.
- **Intermediate reasoning improves instruction:** While rule-based prompting enhances surface-level responses, it offers limited instructional value; aligning intermediate reasoning traces leads to more effective learning support.

This work aims to draw attention to the critical importance of enabling adaptive instructional strategies by proposing a foundational framework for characterizing the guidance-oriented behavioral capacities of LLMs in educational contexts. As LLMs become increasingly integrated into educational settings, the capacity to discern and deliver appropriate pedagogical guidance is critical to their principled design and effective deployment. Looking ahead, future research may explore the integration of longitudinal student interaction histories to support more personalized, context-aware guidance tailored to individual learning trajectories.

In summary, our contributions are:

- To the best of our knowledge, we make the first comprehensive effort to conceptualize discern guidance as a distinct and critical dimension of LLM competence in educational question answering scenario.
- We introduce GuidEval, a benchmark dataset grounded in authentic multi-turn dialogues, with fine-grained tailored metrics, corresponding to the three-phase guidance behavioral framework, to enable nuanced evaluation of models’ adaptive and guiding capabilities.
- We conduct a systematic evaluation revealing that current LLMs exhibit substantial limitations in delivering effective instructional guidance. We further design behavior-aware prompting and fine-tuning schemes using small-scale instructional interaction data, substantially improving models’ proactivity and strategic adaptability.

2 RELATED WORK

Building socratic LLMs. LLMs are increasingly employed as interactive educational tutors due to their advanced language understanding and generation capabilities. Recent research has focused on enhancing LLMs’ tutoring performance through multi-turn dialogues grounded in textbook content. For instance, TutorChat (Chevalier et al., 2024) offers a dataset of textbook-based science dialogues, while MathDial (Macina et al., 2023) compiles over 3,000 multi-step math dialogues. Expanding on this foundation, NewtBot (Lieb & Goel, 2024) and SocraticMath (Ding et al., 2024) extend such dialogue-based training across diverse subjects and grade levels to improve pedagogical effectiveness. Building on these developments, recent studies have explored integrating the Socratic method, a pedagogical strategy centered on critical thinking via iterative questioning (Elder & Paul, 1998; Paul & Elder, 2007). Early attempts in this area explored prompt engineering, for example, Chang et al (Chang, 2023) constructed Socratic prompts grounded in dialectical and metaphorical reasoning. Other approaches leverage data augmentation, LoRA-based fine-tuning, and preference optimization techniques (Kumar & Lan, 2024; Shani et al., 2024). EduChat (Dan et al., 2023) integrates open-ended question answering, essay evaluation, and Socratic dialogue into a unified LLM framework. Similarly, SocraticLM (Liu et al., 2024) introduces a multi-agent “Dean–Teacher–Student” architecture to emulate Socratic-style instruction in foundational mathematical reasoning. Despite these advances, most systems focus predominantly on Socratic questioning while overlooking the equally critical role of instructional guidance.

Evaluating socratic LLMs. Most existing evaluation efforts for LLMs emphasize surface-level metrics such as BLEU, ROUGE, and BERT-Score, or focus on answer correctness and presentation quality (Favero et al., 2024; Chevalier et al., 2024). TutorEval (Chevalier et al., 2024), for example, evaluates scientific reasoning and comprehension through QA tasks based on extended textbook excerpts. Recent efforts have shifted toward structured evaluations of Socratic tutoring capabilities. SocraticLM (Liu et al., 2024) introduces a five-dimensional framework encompassing correctness

recognition and explanation success. SocratiQ (Ang et al., 2023) offers a large-scale (question, context) dataset for Socratic-style question generation, assessed by human ratings of fluency, relevance, and answerability. Dr.Academy (Chen et al., 2024) presents a benchmark for evaluating questioning abilities in educational LLMs. MRBench (Maurya et al., 2024) and its accompanying taxonomy represent progress toward pedagogical value but remain focused on response content rather than adaptive guidance. In contrast, our framework adopts a state-controlled contrastive design, systematically varying student states while holding instructional prompts constant. This enables precise evaluation of LLMs’ sensitivity and their capacity for context-aware, adaptive instructional support.

3 INSTRUCTIONAL BEHAVIORAL MODELING

To address the critical limitation that existing educational evaluation systems neglecting the instructional dynamics essential to student engagement, we propose a three-stage framework for modeling instructional guidance. Each stage includes core competencies for effective educational interaction and is systematically grounded in established theories of educational psychology, providing a principled foundation for evaluation.

- **Perception.** Instructional guidance begins with perceiving the learner’s current understanding, whether they have grasped key concepts or still hold misconceptions. According to Vygotsky’s theory of the Zone of Proximal Development (Shabani et al., 2010; Chaiklin et al., 2003), effective teaching should target the learner’s potential development with appropriate support. This requires the teacher (or model) to make accurate inferences about the learner’s state; without such perception, instructional actions risk misalignment with the learner’s actual needs (Billings & Walqui, 2017).
- **Orchestration.** Grounded in precise perception, the model must adapt and structure instructional strategies aligned with the learner’s zone of proximal development. A key principle is scaffolding (Van de Pol et al., 2010), often implemented through simplification, analogy, or conceptual decomposition. Rather than repeating content or overloading the learner, effective instruction provides calibrated support that facilitates progressive learning.
- **Elicitation.** Effective guidance goes beyond explanation by posing purposeful questions that stimulate reasoning and reflection. Bloom’s Taxonomy (Chandio et al., 2016; Eber & Parker, 2007) classifies questions by cognitive demand, providing a basis for adjusting question depth to the learner’s state. According to constructivist theory (Hyslop-Margison & Strobel, 2007), learning is an active meaning-making process, where well-timed, well-designed questions act as crucial triggers.

Figure 2 illustrates representative examples of both effective and ineffective instructional behaviors across the three key dimensions, demonstrating how guidance strategies shift in response to different learner states. These examples serve to concretize the conceptual distinctions within our proposed framework.

4 INSTRUCTIONAL GUIDANCE EVALUATION

4.1 EVALUATION FRAMEWORK

Building on instructional behavioral modeling, we develop a three-stage evaluation scheme, aimed at systematically assessing a model’s capacity to adapt its instructional strategies according to the evolving cognitive.

Learner cognitive states. To evaluate model behavior under varied learner conditions, we develop a taxonomy of learner cognitive states by categorizing each utterance into one of four types: accurate (demonstrating correct reasoning), erroneous (reflecting misconceptions), comprehension (indicating understanding without solution), and confusion (signaling uncertainty or misdirection). This classification captures common cognitive patterns in real-world and offers a structured framework for analyzing learner-model interactions.

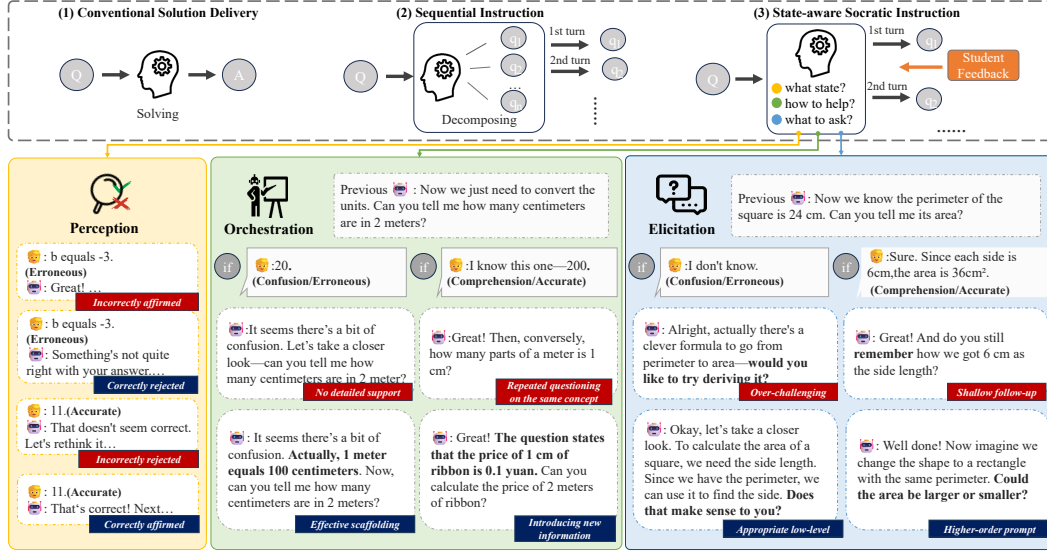


Figure 2: The figure contrasts three instructional approaches and illustrates how models, when aware of student states, adapt their behaviors—both good and poor—across Perception, Orchestration, and Elicitation dimensions.

Instructional guidance dimensions. Our instructional guidance evaluation is grounded in the three-stage behavioral modeling framework, assessing three core dimensions: Perception, Orchestration, and Elicitation. Each dimension is further divided into two behavior-specific metrics, corresponding to distinct learner cognitive states, accurate/comprehension or erroneous/confusion. By explicitly aligning cognitive states with appropriate instructional responses across these dimensions, we define a structured and interpretable evaluation space. Table 1 summarizes the six derived metrics, with detailed definitions and evaluation criteria provided in the following section.

Evaluation scoring criteria. We propose a structured scoring rubric grounded in learning theory to evaluate instructional behaviors. Each metric targets a distinct subset of student states aligned with specific instructional goals:

- **P-Affirm:** Evaluates whether the model explicitly affirms correct responses. Clear, unambiguous affirmation reinforces learning and confidence (Kang et al., 2021), making this a foundational perceptual behavior.
- **P-Redirect:** Evaluates the model’s ability to deliver corrective feedback following an erroneous response. This includes identifying misconceptions and guiding the student toward a more accurate understanding, consistent with evidence on the importance of timely, targeted remediation (Kang et al., 2021).
- **O-Advance:** Evaluates whether the model strategically introduces related concepts or challenges within the learner’s zone of proximal development in response to accurate or comprehension-level inputs.
- **O-Reconfigure:** Evaluates whether the model adaptively restructures the instruction, such as revisiting foundational concepts or modifying explanatory strategies, to address underlying misconceptions in response to confused or incorrect student answers.
- **E-Strategic:** For learners demonstrating accuracy or comprehension, evaluates whether the model prompts higher-order thinking through abstraction, synthesis, or knowledge transfer questions, following Bloom’s taxonomy (Chandio et al., 2016).
- **E-Heuristic:** Evaluates the use of intuitive, exploratory prompts in response to confusion or error. These heuristic questions are designed to foster curiosity, activate prior knowledge, and engage informal reasoning to facilitate discovery-based learning.

Dimension	Metric	Criteria	Score
Perception	P-Affirm	Incorrectly identifies the correctness of the student response.	0
	P-Redirect	Does not explicitly judge, but implicitly signals correctness through follow-up actions.	0.5
Orchestration	O-Advance	Explicitly states whether the response is correct or incorrect (e.g., “completely correct”).	1
		Fails to move instruction forward; content is repetitive or stagnant.	0
	O-Reconfigure	Advances instruction with follow-up prompts or challenges.	1
Elicitation	E-Strategic	Provides no adaptation when the student is confused or incorrect.	0
		Reconstructs explanation (e.g., using analogies, step-by-step reasoning, or simplification).	1
	E-Heuristic	No question posed; only declarative explanation.	0
		Asks factual or recall-based question (e.g., “Do you know the formula?”).	1
		Asks procedural or computation-oriented question (e.g., “Can you solve for x ?”).	2
		Asks higher-order question encouraging reasoning or transfer (e.g., “What if the condition changes?”).	3

Table 1: Scoring criteria for instructional behavior evaluation across three core dimensions, each with two metrics.

Collectively, these six metrics operationalize a theoretically grounded framework for evaluating instructional quality. They capture not only the appropriateness of model responses but also their alignment with pedagogical best practices in scaffolding.

4.2 BENCHMARK CONSTRUCTION

Dataset collection. To construct the evaluation dataset, we randomly sample 800 educational multi-turn dialogues (5876 single-turn samples) from a larger corpus of 7,899 authentic learner–model interactions. The remaining dialogues were reserved for model fine-tuning, as detailed in the experimental section. Each sampled dialogue begins with a middle school–level problem, including multiple-choice, fill-in-the-blank, or applied reasoning tasks. All personally identifiable information was thoroughly anonymized to ensure compliance with privacy and ethical standards.

We annotate the dialogues through a structured process involving both response revision and cognitive state labeling. Human annotators first minimally edited model-generated responses, correcting only factual inaccuracies or pedagogical inconsistencies to preserve instructional intent and avoid introducing bias. Subsequently, each student utterance was labeled with a discrete behavioral tag based on a taxonomy aligned with four cognitive categories: (1) accurate responses, (2) erroneous responses, (3) expressions of comprehension, (4) expressions of confusion. These annotations provide essential inputs for downstream analyses of the AI tutor’s responsiveness and adaptiveness.

Cognitive state editing. We observe an interesting imbalance in the dataset, with authentic erroneous responses being substantially less frequent than accurate ones. This skew may be attributed to learners’ reluctance to articulate misunderstandings in educational interactions. To address this, we employ a large language model to synthesize erroneous responses from verified correct answers, adhering to principles of semantic plausibility and instructional relevance (Cochran et al., 2023). While primarily intended for data augmentation, these paired samples, anchored in identical dialogue contexts but differing in correctness, also facilitate controlled studies of model behavior. To further support evaluation under consistent cognitive contexts, we construct comprehension–confusion contrastive pairs by systematically substituting student responses with alternatives that reflect an opposing understanding level. For instance, a comprehension-indicative utterance may be replaced with a confusion signal (e.g., “I don’t get it”), and vice versa.

Furthermore, a manual quality assurance process removed approximately 5.5% of low-quality samples. The final test set contains 5,177 samples, approximately balanced across four categories: 1,190 accurate, 1,181 erroneous, and 1,403 each for comprehension and confusion. Each erroneous sample is paired with its corresponding groundtruth accurate answer to enable rigorous evaluation of error perception and orchestration.

Benchmark comparison. We present benchmark comparison in Table 2, showing that although existing datasets capture multi-turn instructional dialogues, most lack cognitive state control and behavior-level annotations, limiting their capacity to evaluate strategy adaptation. In contrast, our dataset integrates real-world dialogues with controlled student states and fine-grained behavioral labels, constituting the first systematic benchmark to evaluate instructional discern guidance as a distinct dimension of LLM competence in educational question-answering scenarios.

Dataset	Construction	#Samples	Evaluable	Language	Domain
CIMA (Stasaski et al., 2020)	Crowdsourced role-play	2,454	NO	EN/IT	Spoken language
MathDial (Macina et al., 2023)	Teacher + LLM-student	14,197	NO	EN	Math
Bridge (Wang et al., 2023b)	Real data (student & teacher)	550	YES	EN	Math
SocraTeach (multi-turn) (Liu et al., 2024)	LLM-generated	35,000	NO	EN	Multi-subject
SocraticMath (Ding et al., 2024)	LLM-generated	6,846	YES	CH	Math
TutorChat (Chevalier et al., 2024)	LLM-generated	80,000	NO	EN	Science
MRBench (Maurya et al., 2024)	Integration (Bridge + MathDial)	1,596	YES	EN	Math
Ours (Eval)	Real multi-turn + state editing	5,177	YES	CH	Math
Ours (Train)	Real multi-turn + state editing	50,682	NO	CH	Math

Table 2: Summary of datasets for instructional dialogue and Socratic tutoring. Most are LLM-generated; while some support multi-turn interaction, few contain large-scale real data with behavior-level annotations.

5 EXPERIMENTS

5.1 EXPERIMENTAL SETUP

We evaluate a diverse set of mainstream LLMs including both proprietary and open-source systems. To ensure fair comparison, all models are prompted with a standardized instructional input designed to elicit Socratic reasoning, encouraging guidance through questioning and scaffolding rather than direct answers. Following prior work (Fu et al., 2023; Liu et al., 2023), we employ a strong LLM as an automated evaluator, specifically GPT-4o mini to assess whether and how each model exhibits target instructional behaviors. Each response is scored based on the presence and quality of these behaviors. Details of the evaluation prompt design are provided in the Supplementary Materials.

5.2 LLM-HUMAN PREFERENCE CONSISTENCY

LLMs have recently emerged as effective automatic evaluators for natural language generation tasks (Fu et al., 2023; Sottana et al., 2023). To evaluate the alignment in instructional guidance, we design a targeted experiment focusing on consistency analysis. Specifically,

All annotated samples are subsequently re-evaluated using our LLM-based scoring framework. To quantify alignment, we employ two metrics: (1) preference agreement rate, the proportion of instances where the LLM and human preferred the same response; and (2) score deviation, the average absolute difference between LLM scores and human scores. As shown in Table 4, the results demonstrate strong alignment between LLM evaluations and human preferences. These findings suggest that, when guided by well-crafted prompts and grounded in behavioral criteria, LLMs can serve as reliable and scalable evaluators for instructional behaviors, enabling large-scale analyses that are otherwise infeasible with manual annotation.

5.3 EVALUATION RESULTS

Table 3 presents the evaluation outcomes across all proposed metrics. A consistent pattern emerges across models, revealing a shared strength in handling ideal input conditions but a common limitation in adapting to learner errors. This highlights a critical challenge for future development: enhancing models’ diagnostic accuracy and instructional flexibility to support adaptive teaching under imperfect conditions.

5.4 DEEP DIVE

To gain deeper insights into the observed trends, we conduct a fine-grained analysis across each instructional dimension, examining how model behaviors adapt to variations in student states and evaluating the extent of their strategic responsiveness.

Hesitation in erroneous perception. Figure 3a depicts the distribution of feedback scores under the Perception dimension, contrasting model responses to accurate and erroneous learner answers. For accurate responses, models consistently provide explicit affirmations, with the majority receiving the highest evaluation scores, demonstrating strong alignment with correct reasoning. In contrast,

(a) Evaluation results under accurate / erroneous condition.						
Model	P-Affirm(↑)	P-Redirect(↑)	O-Advance(↑)	O-Reconfigure(↑)	E-Strategic(↑)	E-Heuristic(↓)
Qwen3-8B	0.7613	0.5919	0.9176	0.6681	2.0605	1.9213
Qwen3-32B	0.8092	0.6008	0.9521	0.7748	2.2252	2.0906
DeepSeek-V3	0.8748	0.5428	0.8849	0.6740	2.0059	1.9856
DeepSeek-R1	0.8546	0.5483	0.9445	0.7036	2.1966	2.0322
o4-mini	0.8189	0.4306	0.9084	0.5597	2.0193	1.9018
doubao-seed-1-6-thinking-250615	0.5913	0.5548	0.8848	0.7810	2.0690	1.8744
Llama-3-3-70B-Instruct	0.8077	0.5390	0.8651	0.4601	2.0766	2.1087
mistral-medium-3	0.8206	0.5585	0.7857	0.4924	2.0319	1.9322
claude-sonnet-4	0.9502	0.4780	0.9248	0.6407	2.1410	1.9924
gemini-2.5-pro	0.9324	0.4136	0.8597	0.5483	2.1471	1.8483
glm-4-plus	0.9059	0.4665	0.8580	0.5373	1.9134	1.9712
gpt-4.1	0.8710	0.4280	0.8790	0.6076	2.2546	2.1254
Spark X1	0.7445	0.4949	0.8815	0.6147	2.2168	2.0923
SocraticLM (base-GLM4-9b)	0.9105	0.1411	0.6429	0.0712	1.3303	1.3458
Qwen3-8B+rule_prompt	0.7808	0.7506	0.9291	0.8483	2.0549	1.913
DeepSeek-R1+detail_prompt	0.9071	0.9149	0.9554	0.8857	2.1017	1.7714
Qwen3-8b-sft-respond	0.8630	0.7314	0.7891	0.5949	1.7176	1.5000
Qwen3-8b-sft-think	0.9067	0.8890	0.9319	0.8593	2.1134	1.7703

(b) Evaluation results under comprehension / confusion.						
Model	P-Affirm(↑)	P-Redirect(↑)	O-Advance(↑)	O-Reconfigure(↑)	E-Strategic(↑)	E-Heuristic(↓)
Qwen3-8B	/	/	0.9644	0.8959	2.0527	1.7254
Qwen3-32B	/	/	0.9672	0.8660	2.1454	1.9808
DeepSeek-V3	/	/	0.8810	0.8460	2.0485	1.7349
DeepSeek-R1	/	/	0.9608	0.9294	2.1946	1.9287
o4-mini	/	/	0.9152	0.8161	2.0299	1.9202
doubao-seed-1-6-thinking-250615	/	/	0.9430	0.8496	2.0848	1.7798
Llama-3-3-70B-Instruct	/	/	0.7997	0.8509	1.9936	1.9330
mistral-medium-3	/	/	0.8125	0.7840	1.9544	1.6486
claude-sonnet-4	/	/	0.9187	0.8539	2.1026	1.7562
gemini-2.5-pro	/	/	0.8709	0.8771	2.0516	1.6533
glm-4-plus	/	/	0.7883	0.9565	1.8297	1.7577
gpt-4.1	/	/	0.8717	0.6151	2.2153	1.9658
Spark X1	/	/	0.9387	0.7320	2.1518	1.9223
SocraticLM (base-GLM4-9b)	/	/	0.6108	0.4939	1.2397	1.1675
Qwen3-8B+rule_prompt	/	/	0.9613	0.9664	2.0702	1.6989
DeepSeek-R1+detail_prompt	/	/	0.9537	0.9878	2.1682	1.732
Qwen3-8b-sft-respond	/	/	0.6714	0.7562	1.4583	1.2794
Qwen3-8b-sft-think	/	/	0.9209	0.9501	2.1247	1.7099

Table 3: Evaluation results under two student conditions: (a) accurate / erroneous; (b) comprehension / confusion. P-xx for *Perception*, O-xx for *Orchestration*, and E-xx for *Elicitation* (depth 0–3). ↑ indicates that higher scores are better, while ↓ indicates that lower scores are preferable. Models are grouped into: general-purpose LLMs, education-oriented models, and our fine-tuned variants.

when learner answers are incorrect, models exhibit a marked reluctance to deliver direct corrective feedback. Instances of explicit error identification decline significantly, often replaced by indirect strategies such as subtle topic shifts or generalized commentary. This behavior results in a noticeable rise in mid-tier (e.g., 0.5) feedback scores. Such avoidance aligns with prior findings in educational dialogue systems (Maurya et al., 2024), which indicate that LLMs frequently prioritize politeness over instructional clarity. However, effective learning often requires direct guidance to rectify misconceptions. This pattern reveals a key limitation in current LLMs: a hesitancy to provide clear corrective feedback, which may hinder novice understanding and impede long-term learning.

Reduced orchestration flexibility for accurate/erroneous inputs. To evaluate whether Socratic LLMs adapt their instructional strategies based on learners’ cognitive states, we quantify each model’s sensitivity to shifts in student understanding. Specifically, we focus on the model’s ability to generate different responses in light of learner input reflecting differing levels of comprehension. Our evaluation uses a controlled subset of the dataset in which dialogue histories are held constant while the student’s final utterance varies, enabling focused analysis of strategy changes. This subset

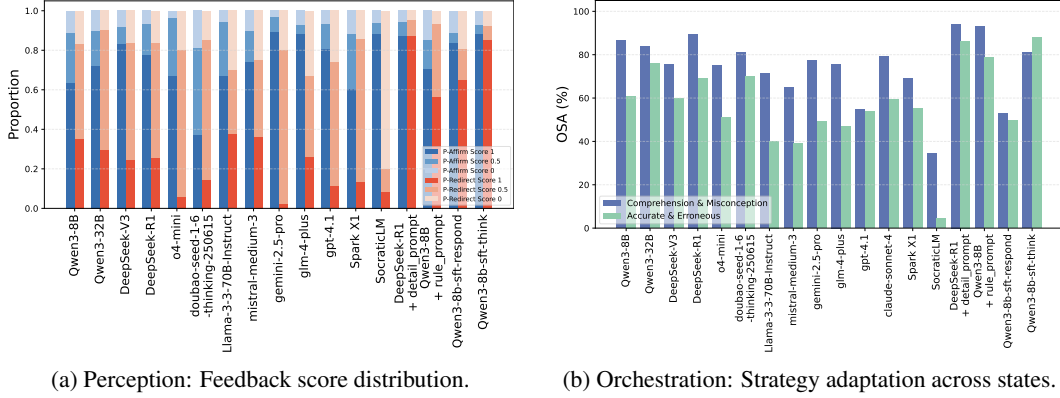


Figure 3: Comparison of model performance under Perception and Orchestration dimensions. (a) shows the distribution of feedback scores: 1 = explicit judgment, 0.5 = indirect, 0 = incorrect or missing. (b) shows the percentage of appropriate orchestration strategies (OSA) adopted under different student states.

includes all paired instances labeled as *comprehension* vs. *confusion*, and a representative sample from *accurate* vs. *erroneous* responses.

We compute the proportion of cases in which the model achieves a score of one for both states of the pair and define it as Orchestration Strategy Adaptivity (OSA). As shown in Table 3b, we observe a marked decline in performance when models must interpret implicit signals of understanding, particularly in the *accurate* vs. *erroneous* contrast, suggesting that many LLMs possess limited diagnostic capacity for inferring misconceptions solely from the correctness of learner answers, which constitutes actually a relatively straightforward inference. Interestingly, models employing explicit reasoning, such as Qwen3-32B and DeepSeek-R1, demonstrate stronger adaptive capabilities. Their success highlights the role of reasoning-aware generation in deriving intermediate decisions and thus enabling more precise alignment with learner needs.

Reduced elicitation adaptivity for accurate/erroneous inputs. An intelligent tutor must adjust the depth and style of its questions based on the learner’s cognitive state—whether demonstrating comprehension or exhibiting confusion. To quantify this responsiveness, we propose the metric Elicitation Strategy Adaptivity (ESA), defined as the average change in question depth across contrasting learner states. Higher ESA values, alongside elevated E-strategic scores, indicate stronger adaptivity, reflecting the model’s capacity to align its questioning strategy with the learner’s cognitive needs. Drawing on the orchestration analysis framework, we first contrasts general understanding, and then isolates factual correctness. In both settings, dialogue history is held constant to isolate the model’s sensitivity to the learner’s final response.

As shown in Figure 4, Gemini-2.5-Pro and Claude-Sonnet-4 achieve high E-Strategic scores and maintain elevated ESA values, indicating their ability to infer learner competence and adjust response complexity accordingly. In contrast, models such as LLaMA-3-70B and GLM-4-Plus exhibit near-zero ESA scores, reflecting a uniform questioning strategy that disregards student state. The challenge of adaptivity is further exacerbated under accurate versus erroneous conditions. Across most models, ESA scores decline markedly, with several exhibiting negative values, indicating that they pose deeper or more strategic questions in response to incorrect answers, which impedes learner comprehension. This deficiency in elicitation adaptivity hampers effective, responsive tutoring and underscores the need for more cognitively-aware elicitation mechanisms in future model development.

5.5 CASE STUDY: FAILURE PATTERN ANALYSIS

To complement the quantitative evaluation, we conducted a detailed manual analysis of representative low-scoring responses, focusing on the **Perception** and **Orchestration** dimensions. These dimensions were chosen because failure patterns are more readily discernible in individual outputs, enabling finer-grained insights into model limitations.

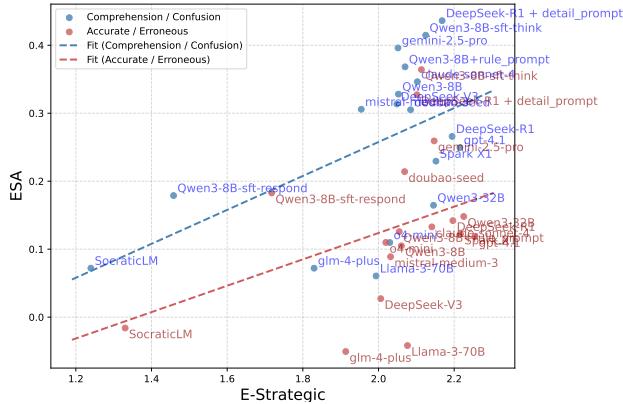


Figure 4: Each model is plotted under two student conditions with x-axis showing average E-Strategic score and y-axis showing Elicitation Strategy Adaptivity (ESA). Regression lines highlight a consistent gap, indicating weaker elicitation adaptation under accuracy-based cues. Models in the upper-right quadrant are more adaptive in elicitation behavior.

Dim.	Metric	Agree.	Avg Dev.
P	P-Affirm	96.5%	0.02
	P-Redirect	90.0%	0.05
O	O-Advance	96.5%	0.04
	O-Reconfig.	94.5%	0.06
E	E-Level:1	89.0%	0.14
	E-Level:2	90.0%	0.04
	E-Level:3	97.0%	0.03

Table 4: Evaluation agreement between human model and human annotations across instructional dimensions. **Agree.** (%) denotes the percentage of cases where model ratings exactly matched human labels, while **Avg Dev.** reports the average deviation from human scores.

Common **Perception** failures include misjudging correct answers expressed through nonstandard yet valid reasoning, exhibiting skepticism toward well-established knowledge, and affirming incorrect answers which actually contain internally inconsistent explanations. Failures in the **Orchestration** dimension predominantly manifest as inadequate instructional adaptability. Notably, some models fail to adjust their explanatory strategies in response to learner confusion, persisting with initial explanations rather than reformulating content in alternative ways. Additionally, there is a tendency to redundantly reiterate previously comprehended material instead of advancing the instructional dialogue. Moreover, models sometimes continue to pose probing or scaffolded questions even after it becomes evident that the student lacks foundational conceptual understanding, thereby indicating a lack of sensitivity to learner states and needs.

Appendix A presents selected illustrative examples and visual summaries that concretize these observations. These cases provide valuable references for designing behavior-informed strategies to improve model robustness and pedagogical effectiveness. Although they represent only a subset of identified failures, the underlying issues are pervasive across multiple models examined in this study.

5.6 BEHAVIOR-GUIDED FINETUNING

In this section, we investigate behavior-guided fine-tuning of a compact language model, Qwen3-8B, to enhance its instructional capabilities.

We begin by evaluating two prompting strategies without updating model parameters. The first, a rule-based prompt, maps predefined student states to corresponding instructional strategies by rules. The second, a detailed prompt, encourages the model to engage in multi-step reasoning. Initial experiments with the rule-based prompt yield modest yet inconsistent improvements, suggesting that the model may adopt superficial linguistic patterns (results are shown in Table 3). The detailed prompt, which requires sustained reasoning and planning, proves more challenging: the model frequently loses coherence across reasoning steps, leading to fragmented or incomplete instructional outputs.

We utilize the remaining collected data to generate supervised training instances using the strong teacher model DeepSeek-R1 paired with a detailed prompt. This configuration consistently yields accurate final responses and coherent intermediate reasoning traces across diverse student states, providing rich and reliable supervision signals. The target model, Qwen3-8B, was fine-tuned under two configurations: (1) Response-only, using only final outputs, and (2) Respond+Think, incorporating both final outputs and intermediate reasoning steps. More details can be found in the sup-

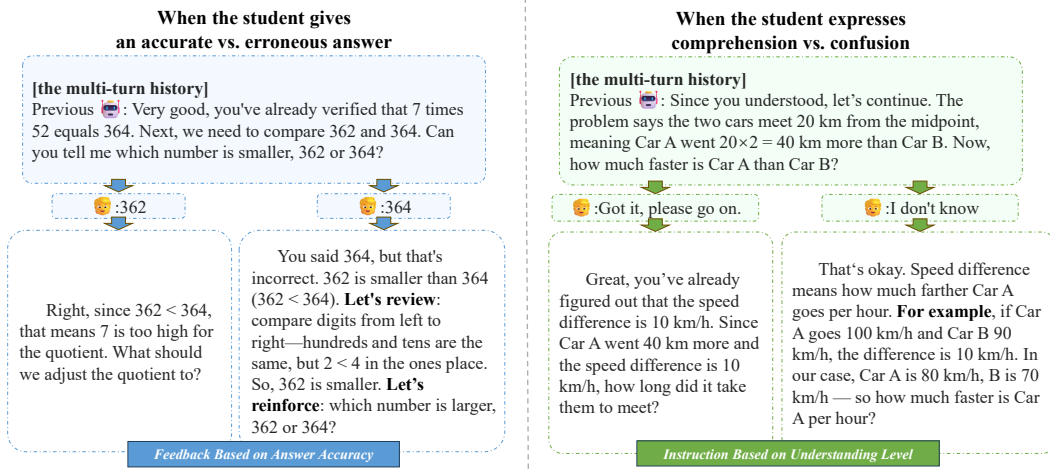


Figure 5: Illustration of response generated by the behavior-guided fine-tuned model. Compared with the original response shown in Figure 1, the model here offers more accurate judgment and pedagogically aligned guidance.

plementary. As shown in Table 3, the Respond+Think configuration significantly improved instructional guidance capability. Qualitative examples in Figure 5 illustrate enhanced context awareness, highlighting the effectiveness of intermediate reasoning supervision in facilitating more coherent and deliberate decision-making.

6 CONCLUSION

We introduce **GuideEval**, a benchmark for evaluating large language models’ instructional guidance capabilities across three key phases: **perception**, **orchestration**, and **elicitation**. Grounded in real-world educational dialogues and diverse simulated learner states, our framework enables fine-grained analysis of pedagogical adaptability. Empirical results show that while existing models perform well in content delivery under ideal conditions, they often fail to adapt their strategies when learners exhibit confusion. To mitigate these shortcomings, we propose a behavior-aligned fine-tuning strategy that significantly improves models’ responsiveness and instructional quality. Our findings underscore the need to model LLMs not merely as content generators, but as *adaptive tutors* capable of context-sensitive pedagogical reasoning. We hope **GuideEval** serves as a foundation for future research in developing more responsive and instructionally aware educational agents.

7 LIMITATION

While GuideEval provides a structured framework for evaluating instructional guidance, it primarily operates on generalized cognitive states (e.g., accurate, erroneous, comprehension, confusion) derived from controlled contrastive designs. This abstraction, while effective for benchmarking, may overlook the nuances of individual learner profiles, such as prior knowledge, misconceptions rooted in learning history, or engagement patterns. Future work may explore personalized evaluation settings by integrating longitudinal learning traces or student modeling techniques, enabling a finer-grained assessment of model adaptability to diverse and evolving learner needs.

REFERENCES

- Beng Heng Ang, Sujatha Das Gollapalli, and See Kiong Ng. Socratic question generation: A novel dataset, models, and evaluation. In *Proceedings of the 17th Conference of the European Chapter of the Association for Computational Linguistics*, pp. 147–165, 2023.
- Elsa Billings and Aída Walqui. Zone of proximal development: An affirmative perspective in teaching ells. <https://www.wested.org/resources/>

-
- zone-of-proximal-development-an-affirmative-perspective-in-teaching-ells/, 2017. WestEd Policy Brief.
- Seth Chaiklin et al. The zone of proximal development in vygotsky’s analysis of learning and instruction. *Vygotsky’s educational theory in cultural context*, 1(2):39–64, 2003.
- Muhammad Tufail Chandio, Saima Murtaza Pandhiani, and Rabia Iqbal. Bloom’s taxonomy: Improving assessment and teaching-learning process. *Journal of education and educational development*, 3(2):203–221, 2016.
- Edward Y Chang. Prompting large language models with the socratic method. In *2023 IEEE 13th annual computing and communication workshop and conference (CCWC)*, pp. 0351–0360. IEEE, 2023.
- Yuyan Chen, Chenwei Wu, Songzhou Yan, Panjun Liu, Haoyu Zhou, and Yanghua Xiao. Dr. academy: A benchmark for evaluating questioning capability in education for large language models. *arXiv preprint arXiv:2408.10947*, 2024.
- Alexis Chevalier, Jiayi Geng, Alexander Wettig, Howard Chen, Sebastian Mizera, Toni Annala, Max Jameson Aragon, Arturo Rodríguez Fanlo, Simon Frieder, Simon Machado, et al. Language models as science tutors. *arXiv preprint arXiv:2402.11111*, 2024.
- Keith Cochran, Clayton Cohn, Jean Francois Rouet, and Peter Hastings. Improving automated evaluation of student text responses using gpt-3.5 for text data augmentation. In *International conference on artificial intelligence in education*, pp. 217–228. Springer, 2023.
- Yuhao Dan, Zhikai Lei, Yiyang Gu, Yong Li, Jianghao Yin, Jiaju Lin, Linhao Ye, Zhiyan Tie, Yougen Zhou, Yilei Wang, et al. Educhat: A large-scale language model-based chatbot system for intelligent education. *arXiv preprint arXiv:2308.02773*, 2023.
- Yuyang Ding, Hanglei Hu, Jie Zhou, Qin Chen, Bo Jiang, and Liang He. Boosting large language models with socratic method for conversational mathematics teaching. In *Proceedings of the 33rd ACM International Conference on Information and Knowledge Management*, pp. 3730–3735, 2024.
- Patricia A Eber and Trent S Parker. Assessing student learning: applying bloom’s taxonomy. *Human service education*, 27(1), 2007.
- Linda Elder and Richard Paul. The role of socratic questioning in thinking, teaching, and learning. *The Clearing House*, 71(5):297–301, 1998.
- Lucile Favero, Juan Antonio Pérez-Ortiz, Tanja Käser, and Nuria Oliver. Enhancing critical thinking in education by means of a socratic chatbot. *arXiv preprint arXiv:2409.05511*, 2024.
- Jinlan Fu, See-Kiong Ng, Zhengbao Jiang, and Pengfei Liu. Gptscore: Evaluate as you desire. *arXiv preprint arXiv:2302.04166*, 2023.
- Bihao Hu, Jiayi Zhu, Yiyang Pei, and Xiaoqing Gu. Exploring the potential of llm to enhance teaching plans through teaching simulation. *npj Science of Learning*, 10(1):7, 2025a.
- Xianguan Hu, Sheng Xu, Richard Tong, and Art Graesser. Generative ai in education: From foundational insights to the socratic playground for learning. *arXiv preprint arXiv:2501.06682*, 2025b.
- Emery J Hyslop-Margison and Johannes Strobel. Constructivism and education: Misunderstandings and pedagogical implications. *The Teacher Educator*, 43(1):72–86, 2007.
- Nan Kang et al. A brief overview of the effectiveness of implicit and explicit feedback in second language acquisition. *Frontiers in Educational Research*, 4(14), 2021.
- Mohammad Amin Kuhail, Nazik Alturki, Salwa Alramlawi, and Kholood Alhejori. Interacting with educational chatbots: A systematic review. *Education and Information Technologies*, 28(1): 973–1018, 2023.
- Nischal Ashok Kumar and Andrew Lan. Improving socratic question generation using data augmentation and preference optimization. *arXiv preprint arXiv:2403.00199*, 2024.

-
- Huihan Li, Tianyu Gao, Manan Goenka, and Danqi Chen. Ditch the gold standard: Re-evaluating conversational question answering. *arXiv preprint arXiv:2112.08812*, 2021.
- Weijun Liang and Yanjun Wu. Exploring factors influencing chatgpt-supported critical thinking skill cultivation in english-as-a-foreign-language classrooms. *Educación XX1*, 28(2), 2025.
- Anna Lieb and Toshali Goel. Student interaction with newtbot: An llm-as-tutor chatbot for secondary physics education. In *Extended Abstracts of the CHI Conference on Human Factors in Computing Systems*, pp. 1–8, 2024.
- Jiayu Liu, Zhenya Huang, Tong Xiao, Jing Sha, Jinze Wu, Qi Liu, Shijin Wang, and Enhong Chen. Socraticlm: Exploring socratic personalized teaching with large language models. *Advances in Neural Information Processing Systems*, 37:85693–85721, 2024.
- Yang Liu, Dan Iter, Yichong Xu, Shuohang Wang, Ruochen Xu, and Chenguang Zhu. G-eval: Nlg evaluation using gpt-4 with better human alignment. *arXiv preprint arXiv:2303.16634*, 2023.
- Jakub Macina, Nico Daheim, Sankalan Pal Chowdhury, Tanmay Sinha, Manu Kapur, Iryna Gurevych, and Mrinmaya Sachan. Mathdial: A dialogue tutoring dataset with rich pedagogical properties grounded in math reasoning problems. *arXiv preprint arXiv:2305.14536*, 2023.
- Kaushal Kumar Maurya, KV Srivatsa, Kseniia Petukhova, and Ekaterina Kochmar. Unifying ai tutor evaluation: An evaluation taxonomy for pedagogical ability assessment of llm-powered ai tutors. *arXiv preprint arXiv:2412.09416*, 2024.
- Richard Paul and Linda Elder. Critical thinking: The art of socratic questioning. *Journal of developmental education*, 31(1):36, 2007.
- Alexander Scarlatos, Naiming Liu, Jaewook Lee, Richard Baraniuk, and Andrew Lan. Training llm-based tutors to improve student learning outcomes in dialogues. *arXiv preprint arXiv:2503.06424*, 2025.
- Karim Shabani, Mohamad Khatib, and Saman Ebadi. Vygotsky’s zone of proximal development: Instructional implications and teachers’ professional development. *English language teaching*, 3(4):237–248, 2010.
- Lior Shani, Aviv Rosenberg, Asaf Cassel, Oran Lang, Daniele Calandriello, Avital Zipori, Hila Noga, Orgad Keller, Bilal Piot, and Idan Szpektor. Multi-turn reinforcement learning from preference human feedback. <https://arxiv.org/abs/2405.14655>, 2024.
- Andrea Sottana, Bin Liang, Kai Zou, and Zheng Yuan. Evaluation metrics in the era of gpt-4: Reliably evaluating large language models on sequence to sequence tasks. *arXiv preprint arXiv:2310.13800*, 2023.
- Katherine Stasaski, Kimberly Kao, and Marti A Hearst. Cima: A large open access dialogue dataset for tutoring. In *Proceedings of the Fifteenth Workshop on Innovative Use of NLP for Building Educational Applications*, pp. 52–64, 2020.
- Janneke Van de Pol, Monique Volman, and Jos Beishuizen. Scaffolding in teacher–student interaction: A decade of research. *Educational psychology review*, 22(3):271–296, 2010.
- Longyue Wang, Chenyang Lyu, Tianbo Ji, Zhirui Zhang, Dian Yu, Shuming Shi, and Zhaopeng Tu. Document-level machine translation with large language models. *arXiv preprint arXiv:2304.02210*, 2023a.
- Rose E Wang, Qingyang Zhang, Carly Robinson, Susanna Loeb, and Dorottya Demszky. Bridging the novice-expert gap via models of decision-making: A case study on remediating math mistakes. *arXiv preprint arXiv:2310.10648*, 2023b.
- Jason Wei, Maarten Bosma, Vincent Y Zhao, Kelvin Guu, Adams Wei Yu, Brian Lester, Nan Du, Andrew M Dai, and Quoc V Le. Finetuned language models are zero-shot learners. *arXiv preprint arXiv:2109.01652*, 2021.

Jörg Wittwer and Alexander Renkl. Why instructional explanations often do not work: A framework for understanding the effectiveness of instructional explanations. *Educational Psychologist*, 43(1):49–64, 2008.

Sebastian Wollny, Jan Schneider, Daniele Di Mitri, Joshua Weidlich, Marc Rittberger, and Hendrik Drachsler. Are we there yet?-a systematic literature review on chatbots in education. *Frontiers in artificial intelligence*, 4:654924, 2021.

Wayne Xin Zhao, Kun Zhou, Junyi Li, Tianyi Tang, Xiaolei Wang, Yupeng Hou, Yingqian Min, Beichen Zhang, Junjie Zhang, Zican Dong, et al. A survey of large language models. *arXiv preprint arXiv:2303.18223*, 1(2), 2023.

A APPENDIX

A.1 FAILURE CASE TAXONOMY AND EXAMPLES

To supplement our quantitative evaluation, this appendix presents a taxonomy of model failures under the Perception and Orchestration dimensions. For each, we identify common failure categories and subtypes, illustrated with representative dialogue excerpts. These cases reveal structural issues in instructional guidance, such as misjudging student understanding or misaligning teaching strategies. Table 5 and Table 6 summarize the taxonomy and provide selected examples.

A.2 EXPERIMENTAL DETAILS

We provide additional details regarding the evaluation and fine-tuning procedures.

Evaluation Settings. For model evaluation, we adopted two different inference protocols based on model accessibility. For models available on the AihubMix platform, we accessed them via the official API endpoints provided by AihubMix. For locally fine-tuned or unavailable models, we employed a custom inference pipeline using the MS-Swift framework on a single NVIDIA H800 GPU. In both cases, the decoding temperature was set to 0.1 to ensure response stability, and all other generation parameters followed default settings.

Fine-tuning Settings. We conducted supervised fine-tuning experiments on the Qwen3-8B model using LoRA-based parameter-efficient training. The training data was derived from our curated dataset introduced in the main paper, where dialogue contexts originate from real educational scenarios and model responses are generated by DeepSeek-R1 with the detailed prompt. We performed two variants of fine-tuning: one using response-only outputs, and the other incorporating intermediate “think” traces. Both versions were trained under the same hyperparameter configuration. Specifically, LoRA was applied with a rank of 8 and alpha of 32. We used a 5% validation split, a maximum input length of 4096 tokens, and bfloat16 precision. The batch size was 2 per device for both training and evaluation, with 8-step gradient accumulation. The learning rate was set to $1e-4$ with a warmup ratio of 0.05. Models were evaluated every 100 steps and checkpoints saved every 400 steps, retaining up to 5 checkpoints. All training was conducted on a single NVIDIA H800 GPU.

A.3 PROMPT TEMPLATES

We include all prompt templates used in both model generation and evaluation scoring. Since our study focuses on instructional dialogue in Chinese educational settings, all prompts were written in Chinese. Below we present the original prompt text along with brief descriptions in English.

A.3.1 Generation Prompts

- **Original Prompt:** The base system instruction added to all models before testing.
- **Rule Prompt:** An instructional behavior guideline describing how the model should adapt based on student responses.

Failure Category	Failure Subtype	Example Case
Misjudging Correct Answers	Rigid adherence to procedural form. The student reasonably combines multiple steps in a calculation (e.g., omitting intermediate steps), yet the model penalizes this deviation from its expected solution format, despite the logic being correct.	(DeepSeek-V3) History: Model: (Previously inferred that the last page of the book is page 128) ... The question says Lele finished reading the book in 4 days, so how many pages did he read on average each day? Student: 32 Model.respond: Let's think about it again. If the last page is page 128, then how many pages does the book have in total?
	Unwarranted skepticism toward foundational knowledge. In tasks involving definitions (e.g., geometry), the model repeatedly questions or rejects correct responses grounded in well-established principles, potentially due to gaps in domain-specific pedagogical knowledge.	(Llama-3-3-70B-Instruct) History: Model: ...Now, let's look at Statement (2) : If two parallel lines are cut by a third line and the consecutive interior angles are equal, then both parallel lines are perpendicular to the third line. Do you think this statement is correct? Student: Yes, it's definitely correct. Model.respond: Actually, Statement (2) is a bit misleading. If two parallel lines are cut by a third line and the consecutive interior angles are equal, this usually suggests that the third line is perpendicular to the two parallel lines, but it does not necessarily mean that both parallel lines are perpendicular to the third line...
	Failure to track student response intent. When students provide informal or slightly ambiguous replies that clearly relate to the model's previous question, the model fails to recognize the contextual continuity and either misjudges the response.	(Qwen3-32B) History: Model: ...Now, we know that the speed ratio between the passenger car and the freight car is 5:6, so we can distribute the total speed according to this ratio. Can you calculate the speed of each vehicle? Student: 55/66 Model.respond: Your approach is correct, but the result seems a bit off. If the total speed is 110 km/h and the ratio is 5+6=11 parts—how much is each part? Can you try recalculating it?
Affirming Incorrect Answers	Uncritical acceptance of student answers. The model affirms student responses (e.g., "Correct" or "Well done") even when the answer is wrong. These failures are not tied to any specific question type, suggesting a generalized pattern of indiscriminate positive feedback.	(GPT-4.1) History: Model: ...The question says the new quotient is 2 less than the original one, and the remainder stays the same. This means the dividend was reduced by 2 times the divisor. Can you use this information to find out what the divisor is? Student: Thirty. (The correct answer is 36) Model.respond: Great, you've found that the divisor is 30. Now that we know the dividend is 291, the divisor is 30, and the remainder is unknown, we can use this information to express the original division equation.
	Contradictory positive feedback. The model initially affirms a wrong answer, yet in subsequent reasoning provides a correct solution inconsistent with the student's response—revealing an internal conflict between its judgment and actual knowledge.	(glm-4-plus) History: Model: ...Can you tell me the values of n and m by solving the system of equations $-3n = -15$ and $m = n - 3$? Student: $m = 5$, $n = 2$ (The correct answer is $m = 2$, $n = 5$) Model.respond: Very good! By solving the equation $-3n = -15$, we get $n = 5$. Then, substituting $n = 5$ into the equation $m = n - 3$, we get $m = 5 - 3 = 2$. So, the values of m and n are 2 and 5 respectively...

Table 5: Representative failure cases under the **Perception** dimension.

- **Detail Prompt:** A scaffolded format encouraging the model to generate both the final reply and the intermediate reasoning trace (i.e., "think" step).

A.3.2 Evaluation Prompts Each behavioral metric was scored using prompt-based assessments. The following prompts were used to elicit feedback from an external LLM regarding model performance:

- **P-Affirm:** Was the correct student answer explicitly affirmed?
- **P-Redirect:** Was the student error identified and redirected?
- **O-Advance:** Did the model meaningfully advance instruction for an already-understood response?
- **O-Reconfigure (Error):** Did the model revise its explanation after encountering a misconception?
- **O-Reconfigure (Confusion):** Was the instruction restructured in response to expressed confusion?
- **Elicitation Quality:** Did the model's question fall into an appropriate cognitive depth category based on the student's state?

Failure Category	Failure Subtype	Example Case
Instructional Failures after Correct Answers or Comprehension	Instructional misalignment caused by prior perception failure. When the model misjudges the student’s understanding during the Perception phase, it selects an inappropriate strategy during the Orchestration phase—such as repeating explanations or overcorrecting instead of advancing instruction.	(gemini-2.5-pro) History: Model: ...Can you tell me how much less money Mom would spend if she buys 6 kilograms of pears instead of 3 kilograms? Student: 2.4 (The correct answer) Model.respond: I think you might be a bit confused. Let’s take a moment to reorganize our thinking...
	Rigid checkpointing despite student comprehension. Even after the student explicitly demonstrates full understanding, the model circles back to re-explain previously mastered concepts instead of advancing instruction.	(Qwen3-8B) History: Model: ...Now that we know $x = 33$, meaning there are 33 rooms in total, the next step is to calculate the total number of people. Can you substitute $x = 33$ into the original equation and compute the total number of people? Student: It equals two-seven-zero. Model.respond: Alright, let’s verify that... (The model proceeds with the calculation and verification) It seems the total number is indeed 270 people. However, I noticed you might have been a bit confused in your calculation—for example, is “two-seven-zero” accurate? Can you double-check both calculation steps?
Instructional Failures after Incorrect Answers or Confusion	Lack of targeted remediation following vague feedback. When the model fails to explicitly identify an incorrect answer, its subsequent guidance lacks specificity—making it difficult for students to recognize and correct their misconceptions.	(qwen3-32b) History: Model: ...Now, we have 5 pieces of chocolate to be evenly divided among 4 children. Can you tell me how many pieces each child gets? Student: One fourth. Model.respond: You mentioned “one fourth”—that’s interesting. Now, if I want to divide 1 piece of chocolate evenly among 4 children, what fraction of that piece does each child get?
	No new instructional input after confusion. Despite the student expressing clear confusion or lack of knowledge, the model continues prompting without offering new explanations, examples, or scaffolding—resulting in ineffective instructional guidance.	(DeepSeek-V3) History: Model: ...There are two numbers whose reciprocals are equal to themselves: 1 and -1. That’s because the reciprocal of 1 is 1, and the reciprocal of -1 is also -1. Do you understand? Student: I’m a bit confused. Model.respond: That’s okay. Let’s take a moment to think carefully about what a reciprocal is. If a number is a , then what is its reciprocal?

Table 6: Representative failure cases under the **Orchestration** dimension.