

Public support for misinformation interventions depends on perceived fairness, effectiveness, and intrusiveness

Catherine King*, Samantha C. Phillips*, and Kathleen M. Carley
Software and Societal Systems Department, Carnegie Mellon University

September 1, 2025

Abstract

The proliferation of misinformation on social media has concerning possible consequences, such as the degradation of democratic norms. While recent research on countering misinformation has largely focused on analyzing the effectiveness of interventions, the factors associated with public support for these interventions have received little attention. We asked 1,010 American social media users to rate their support for and perceptions of ten misinformation interventions implemented by the government or social media companies. Our results indicate that the perceived fairness of the intervention is the most important factor in determining support, followed by the perceived effectiveness of that intervention and then the intrusiveness. Interventions that supported user agency and transparency, such as labeling content or fact-checking ads, were more popular than those that involved moderating or removing content or accounts. We found some demographic differences in support levels, with Democrats and women supporting interventions more and finding them more fair, more effective, and less intrusive than Republicans and men, respectively. It is critical to understand which interventions are supported and why, as public opinion can play a key role in the rollout and effectiveness of policies.

Keywords: misinformation interventions, public opinion, user perceptions, social media governance, countermeasures

1 Introduction

There is widespread concern among Americans about the consequences of online misinformation¹. Scholars have linked misinformation to the degradation of democratic institutions and norms [21, 70] and the spread of conspiracy theories [16, 22, 63], although the extent of

*Corresponding authors: [cking2@cs.cmu.edu], [samanthp@cs.cmu.edu]

¹<https://www.ipsos.com/en-us/most-americans-feel-fake-news-will-be-big-problem-2024-presidential-election>

its harms remains a topic of active debate [1, 10, 21]. In response, a growing body of work has examined interventions aimed at curbing misinformation, including social corrections [3], warning labels [47], accuracy prompts [55], and policy-based efforts [58]. Several review articles synthesize this literature [6, 15, 31], typically evaluating interventions based on their ability to reduce the creation, spread, or belief in false content. However, effectiveness alone is insufficient to ensure the success of misinformation interventions in real-world settings. Public trust and willingness to engage with these interventions are critical.

Indeed, researchers and policymakers have emphasized the importance of public participation in designing responses to misinformation [19, 42]. Public opinion can play a pivotal role in motivating public policy [11]. Furthermore, social media platforms are unlikely to implement unpopular countermeasures, as they are responsive to the desires of their users and any potential revenue implications [45]. Understanding when and why members of the public support different types of interventions is thus essential to addressing misinformation at scale.

Recent research has examined the relationship between various personal attributes, including partisanship, trust in institutions, and previous exposure to misinformation or interventions, with support for interventions against misinformation [46, 64]. However, perceived qualities of misinformation countermeasures that may predict preferences remain unaddressed. In this study, we investigate three features - fairness, effectiveness, and intrusiveness - of interventions that have been previously identified as key predictors of public policy support across various domains [26], including climate change initiatives [5, 33] and public health interventions [7, 18]. Perceived fairness is critical in predicting support for misinformation interventions, as content moderation efforts often raise concerns about potential bias or disproportionate impacts on specific groups [12, 19, 50, 58, 61, 71]. Effectiveness is important because support is likely to depend on whether the intervention is seen as capable of meaningfully reducing misinformation exposure or harm [67, 69]. Finally, intrusiveness matters because interventions perceived as overreaching or invasive are less likely to be supported [38, 65].

Furthermore, the entity responsible for implementing an intervention may shape how individuals weigh concerns about fairness, effectiveness, and intrusiveness. For instance, perceptions of whether an intervention infringes on free speech can depend on the implementing actor, making fairness particularly salient. In the United States, citizens have expressed greater concern about government restrictions on speech than similar actions taken by private companies [49].

Therefore, our first research question focuses on how perceived fairness, intrusiveness, and effectiveness of an intervention predict support for a given intervention, depending on whether the measure is implemented by social media platforms or the government.

RQ1.1 To what extent does a misinformation intervention’s perceived fairness, intrusiveness, and effectiveness predict support?

RQ1.2 How do the attributes people consider when forming preferences change due to the implementer of the intervention?

Next, we compare the general support, perceived fairness, perceived effectiveness, and

perceived intrusiveness for each intervention. This allows us to identify which strategies are viewed more or less favorably on average, and where opinion is most divided and influenced by the implementation institution.

RQ2 What is the average and variance in support, perceived fairness, perceived intrusiveness, and perceived effectiveness for each intervention?

Furthermore, certain segments of the U.S. population on social media may be more or less accepting of misinformation interventions. Understanding demographic and partisan differences in intervention support informs public messaging and intervention design, as well as larger trends in values involved in policy support judgments. Therefore, we ask,

RQ3.1 How strongly do demographic differences predict support for misinformation interventions?

RQ3.2 Does support depend on different attributes for different demographic groups?

To address these research questions, we surveyed 1,010 U.S. residents who use social media at least once a week. These participants represent those most likely to have encountered and be impacted by online misinformation and interventions [48]. We randomized whether participants were told the government or social media platforms would implement the interventions. Participants rated their support for, and perceived effectiveness, fairness, and intrusiveness of each intervention. We included ten interventions designed to encompass some of the most studied measures in the literature.

This research contributes to current debates about the feasibility and design of misinformation interventions by providing systematic evidence on how the public evaluates trade-offs among competing priorities. In doing so, it offers insight into the conditions under which interventions are likely to be perceived as legitimate or acceptable, and how these perceptions may differ across contexts and communities. To our knowledge, this is the first study to compare public support for a broad array of intervention types implemented by both government entities and platforms. In addition, we develop a typology of misinformation interventions to assist in comparing and contrasting support for various policies and implementers.

2 Intervention Typology

In this study, we examined ten interventions that could be implemented by either a social media platform or a government entity. These interventions were selected to represent a broad range of possible countermeasures. To develop this list of comprehensive interventions, we reviewed the existing literature on previous categorizations of interventions and the lifecycle of misinformation on social media to better understand when and where interventions should be deployed [39].

2.1 Previous categorizations

While there are multiple intervention categorizations proposed in previous review articles, there is no common typology [6, 15, 28, 31, 43]. Some review articles, such as Courchesne et al., categorize only interventions that have been publicly announced as implemented by various social media platforms. These platform-only intervention categories include advertising policy, content/account moderation, content labeling, content reporting, and content distribution [15]. Other prominent review articles categorize interventions not only in terms of which parts of the platforms are affected but also by what part of the social media misinformation pipeline is targeted (such as the creation, spread, or belief in misinformation) [6, 43]. For example, the Blair et al. article categorizes 11 types of interventions into four main groups: *Institutional*, which targets the original creators and distributors of misinformation by altering the platforms, training journalists, etc.; *Sociopsychological*, which targets the spread of misinformation by discouraging users from sharing it; *Informational*, which targets the belief in misinformation through prebunking, debunking, or tagging content; and *Educational*, which aims to prevent belief in misinformation [6]. Similarly, the Kozyreva et al. article classifies nine types of interventions into three main categories: *Nudges*, which target the spread of misinformation by discouraging users from sharing it; *Refutation Strategies*, which target the belief in misinformation through fact-checking, debunking, or tagging content; and *Boosts and Educational Interventions*, which aim to prevent belief in misinformation [43].

Many of these previously defined categorizations overlap in several areas. However, some potential intervention categories are absent in many review papers, such as user-led interventions like social corrections or user reporting [3, 41] and external structural measures such as data sharing and transparency [31]. A recent bibliometric analysis of the literature on misinformation interventions combined the categorizations of several prominent review articles and added a separate category for both user-based measures and external, institutional measures [40]. To effectively categorize interventions, it is crucial to consider all possible individuals or organizations involved (users, platforms, governments, or other institutions) in addition to the specific part of the misinformation lifecycle being targeted and how.

2.2 Targeting the misinformation pipeline

The lifecycle of misinformation content on social media is often referred to as the “misinformation pipeline” [13]. Previous definitions tend to include the creation and dissemination of a misinformation message, in addition to what happens after the message has spread [13, 52, 73]. We define the misinformation pipeline as consisting of three main phases: **creation**, **spread**, and **belief**. This pipeline informs the development of targeted intervention categories for each stage of the misinformation lifecycle.

2.2.1 Creation

This phase typically refers to the original inception of the misinformation message [73] and the accounts that will share it [52]. There are two related components of this stage: the *network creation* and the *content creation*. Network creation refers to the creation of accounts

that will initially disseminate the message, along with the networks they form to further spread the message [52]. Malicious users may obtain or hijack existing accounts, or create a set of coordinating bot accounts [52]. Content creation is the process of developing the original misinformation message and transforming it into a media product [52, 73].

Potential interventions in the creation step of the misinformation pipeline typically focus on detecting fake accounts and inauthentic activity [52], or on the algorithmic detection of misinformation content [13].

2.2.2 Spread

This phase refers to how platforms and users distribute misinformation content [13, 73]. There are two related components: *sharing* and *amplification*. The initial sharing refers to the direct act of sharing the misinformation content with others, such as by posting the content, messaging the content directly to specific users, or forwarding the message. Further amplification refers to how engagement with content or algorithmic bias can further spread the message [13]. Malicious users can also coordinate with other users or use bot accounts to artificially boost engagement with a post to further its initial spread [52].

Potential interventions in this step of the misinformation pipeline typically concentrate on introducing friction before regular users share content without thinking [43] or implementing algorithmic downranking and other platform alterations to reduce artificial amplification [73].

2.2.3 Belief

This phase refers to the false beliefs that may arise from the spread of misinformation [13]. Belief has two related components: *verification* and *prevention*. Verification refers to the verification of the posted and spread content. Verification can happen through automated systems or human fact-checkers [13]. Fact-checking can lead to content labels, warnings, or removal. Prevention interventions include inoculating or warning users about specific misinformation content or techniques they may encounter [44] as well as any educational efforts aimed at improving media literacy skills and overall competencies [2, 34].

Potential interventions in this step of the misinformation pipeline typically focus on correcting, labeling, or removing false content [72], educating and warning the public about the misinformation they may encounter [44], and promoting trust in reliable news sources [2].

2.3 Proposed intervention categorization

After reviewing the literature on previous categorizations and the misinformation pipeline, we developed six general categories of countermeasures, as shown in Table 1. These categories are primarily classified by the part of the misinformation lifecycle targeted and the affected environments.

The first four general categories focus on interventions that occur on platforms, and these can be initiated by the social media companies themselves, or governments can exercise oversight through regulation or other legislative measures. Platform interventions often involve algorithmic changes regarding what accounts and content can be created or distributed on the

platform (account moderation, content moderation, content distribution) or front-end design changes concerning how content is displayed or can be interacted with after it has spread (content labeling). More specifically, account moderation strategies typically target the creation phase of the misinformation pipeline by controlling account creation and determining which accounts are permitted to post content. Content moderation interventions usually target the spread of misinformation by reducing or removing algorithmic amplification, while content distribution interventions focus on managing the sharing of misinformation by user accounts. Finally, content labeling interventions occur after misinformation has already been shared, and they employ verification techniques to correct or warn about false or misleading information.

The last two categories, media literacy and external structural responses, occur off-platform and can be implemented by platforms, governments, or various civic organizations. Media literacy and other educational initiatives primarily focus on preventing the belief phase in the misinformation pipeline, while structural strategies may target any part of the pipeline. These external structural responses are measures taken outside platform ecosystems to support a healthier information environment.

Table 1: Intervention categorization.

Category	Target	Definition
Account Moderation	Creation	The moderation of user accounts such as by suspending, banning, or limiting users
Content Moderation	Spread	The moderation of content such as by removing, downranking, or debunking content
Content Distribution	Spread	Affecting the distribution or sharing of content such as by using redirection, accuracy prompts, or friction
Content Labeling	Belief	The use of labeling or misinformation disclosure to notify users, provide additional context, or fact-check
Media Literacy	Belief	Training efforts aimed at improving the public’s media literacy and critical thinking skills
External Structural Responses	Various	Measures taken outside the platform ecosystems such as regulation, data sharing, and investing in journalism

We identified 1-2 representative interventions per category from the literature to present to study participants. Participants were told in advance whether the implementer of the intervention was social media platforms or government entities, explicitly mentioning that the determiner of what misinformation is would fall on the intervention implementer (e.g., platforms could fact-check internally or use an external, independent organization). The interventions are described in Table 2.

Table 2: Selected misinformation interventions. Text in [brackets] was included when the specified implementer was the government.

Category	Intervention
Account Moderation	1. [Require social media companies to] permanently ban users who post misinformation a certain number of times [24, 59].
Content Moderation	2. [Require social media companies to] remove posts verified to contain misinformation [35]. 3. [Require social media companies to] de-emphasize posts that are verified to contain misinformation [25].
Content Distribution	4. [Require social media companies to] temporarily delay users posting content the user did not open or spent less than a certain amount of time viewing [23, 57]. 5. [Require social media companies to] put all advertising through a fact-checking process [31].
Content Labeling	6. [Require social media companies to] notify users if they posted content verified to contain misinformation [15]. 7. [Require social media companies to] publicly label posts verified to contain misinformation with information about and from verified sources [53, 74].
Media Literacy	8. Invest in digital media literacy and promote educational content about detecting misinformation on and offline [27, 62].
External Structural Responses	9. Promote and invest in local media, which is thought to be most in tune with local norms, culture, and context [8, 68]. 10. [Require social media companies to] regularly release data and/or internal research reports about misinformation prevalence, spread, and mitigation to the public and outside researchers [54].

3 Data and Methods

This study, numbered “STUDY2022_00000143”, was approved by the Carnegie Mellon University Institutional Review Board as exempt from a full review because no personally identifiable information was to be collected. Informed consent was obtained from all participants. 1,010 adults residing in the United States who use social media at least once a week were recruited via Cloud Research, an online recruitment platform, using pre-screened Mechanical Turk survey participants. Each participant was randomly assigned to see interventions implemented by either the government or social media companies. Each participant saw a random subset of 8 (of 10) interventions.

There were 1,684 participants who started the survey, 661 of which were removed before any responses to outcome measures were recorded. The majority of removed participants were removed because they either failed to consent, failed the bot checks, or failed Qualtrics’ duplicate response detection. Only 5 participants were removed because they did not fulfill the American residency or social media user requirements. Of the 1,023 participants who qualified for the survey and responded to at least some outcome measures, 13 quit before completing the survey.

3.1 Measures

Support for intervention(s) We asked participants to rate a subset of interventions as {strongly support, somewhat support, neither support nor oppose, somewhat oppose, strongly oppose}. These responses are coded from 1 to 5 (least to most support).

Perceived fairness of intervention(s) We asked participants to rate a subset of interventions as {very fair, somewhat fair, neither fair nor unfair, somewhat unfair, very unfair}. These responses are coded from 1 to 5 (least to most fair).

Perceived intrusiveness of intervention(s) We asked participants to rate a subset of interventions as {very intrusive, somewhat intrusive, neither intrusive nor unintrusive, somewhat unintrusive, very unintrusive}. These responses are coded from 1 to 5 (least to most intrusive).

Perceived effectiveness of intervention(s) We asked participants to rate a subset of interventions as {very effective, somewhat effective, neither effective nor ineffective, somewhat ineffective, very ineffective}. These responses are coded from 1 to 5 (least to most effective).

3.2 Analyses

3.2.1 RQ1

We indicated in our pre-registration (<https://osf.io/b2yjt/>) that we planned to run a multilevel model to account for random effects (i.e., random slope and intercept) of interventions and participants, as each participant saw 8 of the 10 selected interventions, drawn randomly, and multiple participants rated each intervention.

We also pre-registered that if this model did not converge, we would fit an OLS regression model with robust standard errors clustered on participants and interventions. Since the multilevel model did not converge, the model output reported in this article is an OLS regression

with robust standard errors clustered on participants and interventions (see Supplementary Information Table S1). We additionally ran planned robustness checks by including participants who responded to a part of the survey but did not complete it (see SI Table S2). This does not change the direction or significance of the effects found in the primary model.

We calculated adjusted fractional Bayes factors with Gaussian approximations for the primary models using the BFPack R package [51]. We report BF10 for each estimate where the alternative hypothesis is directional based on the sign of the estimate (i.e., $b < 0$, $b > 0$) and the null hypothesis is $b = 0$. Thus, if $BF > 1$, the evidence is more consistent with the alternative hypothesis; if $BF < 1$, the evidence is more consistent with the null hypothesis.

3.2.2 RQ2

We indicated in the pre-registration that we would conduct descriptive analyses of the average and spread of the ratings for each intervention. In addition, we conducted ad hoc t-tests (see SI Table S3) comparing ratings of each intervention if they were implemented by platforms or by governments (significant at $p = 0.0011$ with Bonferroni correction for 44 t-tests total).

3.2.3 RQ3.1

For our analysis of individual differences in support and perceptions of interventions, we ran the planned participant regression models as specified in our pre-registration. SI Table S4 shows the main results, and Tables S5 and S6 show the same models run with different codings of the partisanship variable. In addition, to complement the pre-registered regressions, we ran one-way ANOVA tests comparing average support, perceived fairness, perceived effectiveness and perceived intrusiveness across categories for each demographic variable measured categorically (i.e., partisanship, gender, age, income, education, ideology, and misinformation exposure frequency) (see SI Table S7).

3.2.4 RQ3.2: Ad-hoc analysis

Finally, we included partisanship and gender interacting with implementer and perceptions of fairness, effectiveness, and intrusiveness to predict support (i.e., added demographic variables to the model used in RQ1) (see SI Table S8). We also ran the same model with gender and ideology included (see SI Table S9).

4 Results

4.1 Perceived fairness, effectiveness, intrusiveness and implementer influence support for interventions.

Figure 1 shows the regression coefficients for RQs 1.1 and 1.2. Full regression results are in SI Table S1. Perceived fairness is most strongly associated with support ($\beta = 0.624$, $SE = 0.016$, $p < 0.001$), followed by perceived effectiveness ($\beta = 0.302$, $SE = 0.015$, $p < 0.001$) and intrusiveness ($\beta = -0.065$, $SE = 0.010$, $p < 0.001$).

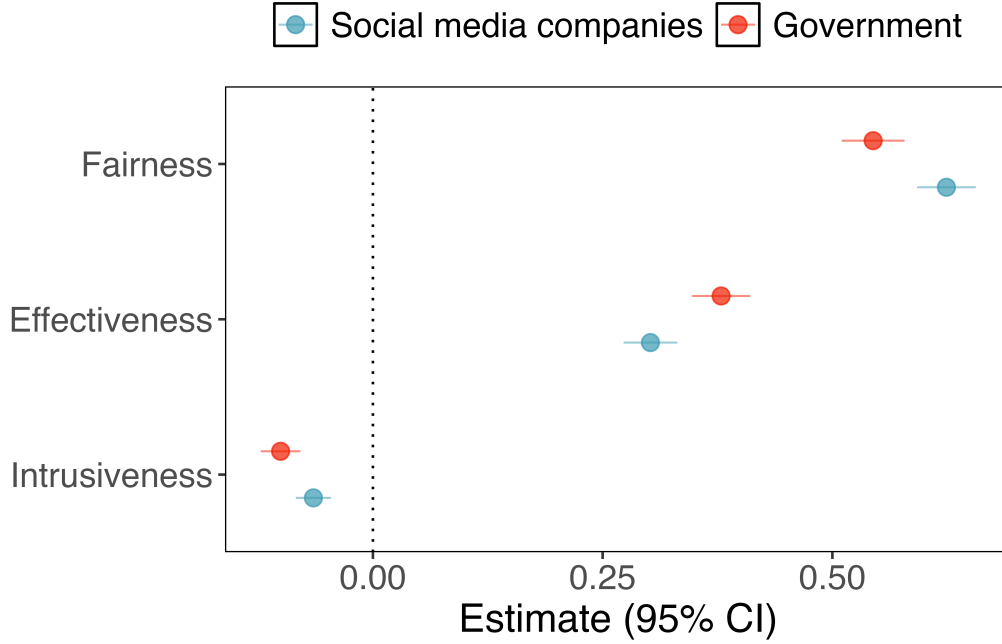


Figure 1: Estimate and 95% CI of the effect of perceived fairness, effectiveness and intrusiveness on support depending on implementer.

These effects are moderated by the implementer, though implementer on its own is not significant in the model ($\beta = 0.123$, $SE = 0.089$, $p = 0.167$, reference level: platform). Fairness is less associated with support when the implementer is government than social media platforms ($\beta = -0.080$, $SE = 0.024$, $p < 0.001$), while intrusiveness ($\beta = -0.036$, $SE = 0.015$, $p = 0.015$) and effectiveness ($\beta = 0.077$, $SE = 0.022$, $p < 0.001$) are more strongly associated.

4.2 Overall support and perceptions of interventions.

Figure 2 contains the estimate and 95% CI for support, perceived fairness, perceived effectiveness, and perceived intrusiveness for each intervention by each implementer (government and social media company). Participants were more supportive of interventions in the content labeling category and less supportive of those in the content distribution or moderation categories.

When comparing the ratings of interventions when implemented by platforms versus governments, we found that overall, people support interventions more ($t = 5.48$, $p < 0.0001$) and perceive them as more fair ($t = 5.58$, $p < 0.0001$), more effective ($t = 3.63$, $p < 0.001$), and less intrusive ($t = -6.08$, $p < 0.0001$) when implemented by platforms compared to governments. There is not a significant difference in perceptions depending on the implementing entity for most interventions examined separately with the following exceptions. First, notifying users was supported more ($t = 3.41$, $p < 0.001$) and perceived as less intrusive ($t = -3.59$, $p < 0.001$) if implemented by platforms compared to governments. In

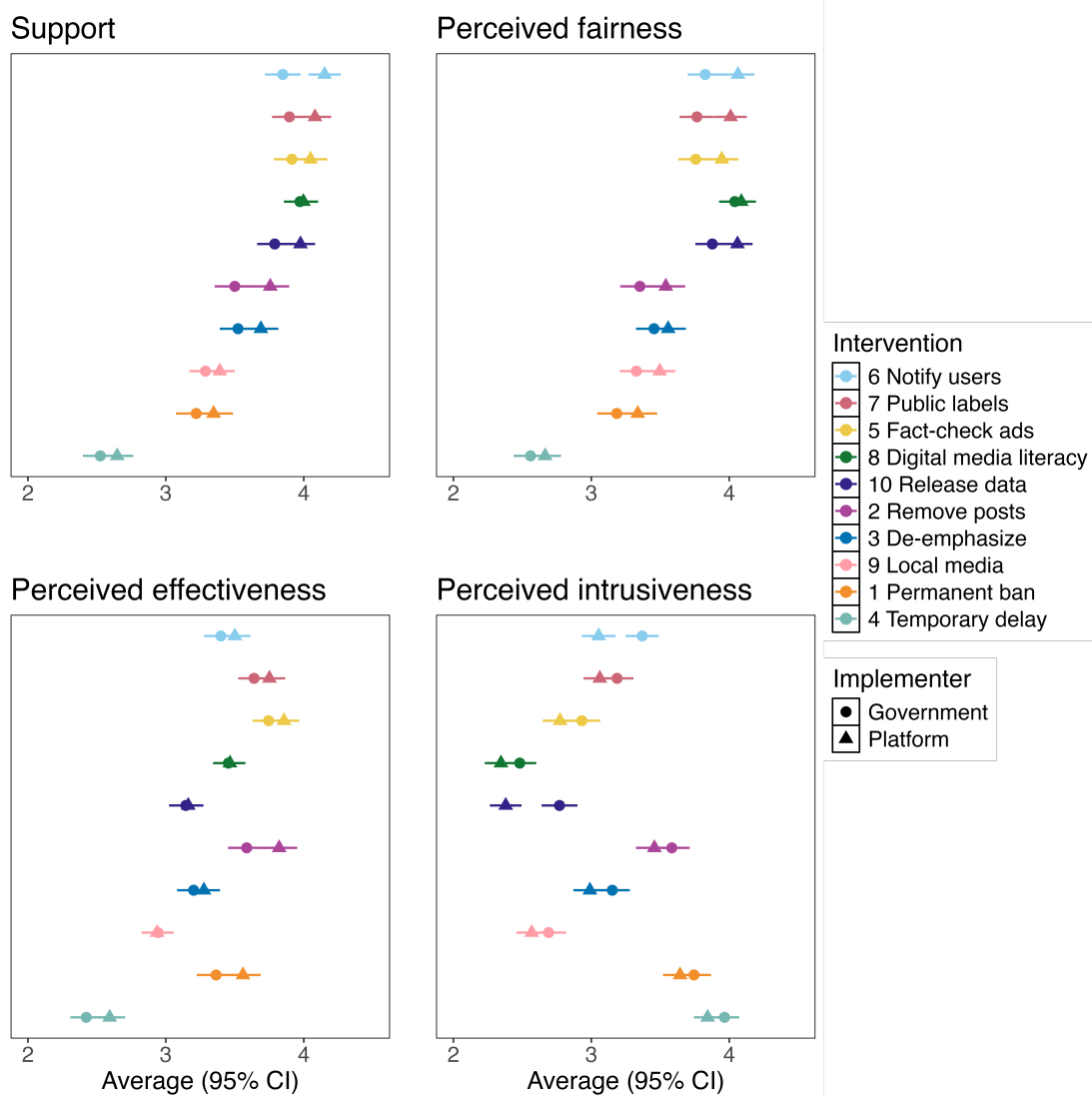


Figure 2: Average and 95% CI support, perceived fairness, perceived effectiveness, and perceived intrusiveness for each intervention (1-10) and implementer (government and platform) on a 1-5 Likert scale.

addition, releasing data and/or internal research is perceived as significantly more intrusive if implemented by governments rather than by platforms directly ($t = -4.4$, $p < 0.0001$). Full ad-hoc t-test results are in SI Table S3.

4.3 Individual differences in support and perceptions of interventions.

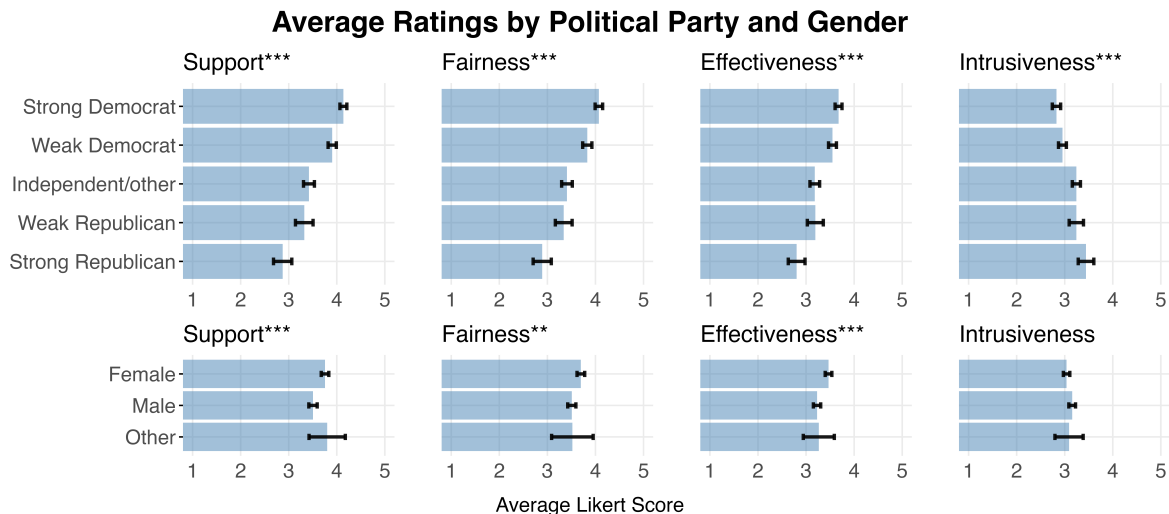


Figure 3: Average ratings by political party and gender. One-way ANOVA tests were run on each grouping, with stars indicating the level of significance: $p < 0.05^*$, $p < 0.01^{**}$, and $p < 0.001^{***}$

Next, we investigate individual differences in support and perceived attributes of misinformation interventions (full regression outputs are in SI Table S4). Unsurprisingly, we find Democrats support interventions more than Independents/other ($\beta = -0.284$, $SE = 0.074$, $p < 0.001$) and Republicans ($\beta = -0.285$, $SE = 0.107$, $p = 0.008$). We also find Independents/other and Republicans perceive interventions as less fair and effective than Democrats ($p < 0.01$ for all), while only Independents/other perceive interventions as more intrusive than Democrats ($\beta = 0.212$, $SE = 0.066$, $p < 0.01$). These results are robust to separating the “Independent” and “Other/unaffiliated” categories and mapping partisan categories to corresponding numeric values (see SI Tables S4 and S5). Similarly, liberal leaning participants tend to support interventions more than conservative leaning participants ($\beta = -0.295$, $SE = 0.037$, $p < 0.001$). Liberal ideology is also associated with perceiving interventions as more fair, more effective, and less intrusive ($p < 0.001$ for all).

We find men support interventions less than women on average ($\beta = -0.199$, $SE = 0.054$, $p < 0.001$). Men perceive countermeasures as less fair, less effective, and more intrusive than women on average as well ($p < 0.05$ for all). Moreover, people with higher incomes tend to support interventions more ($\beta = 0.031$, $SE = 0.016$, $p = 0.047$) and perceive them as more fair ($\beta = 0.045$, $SE = 0.016$, $p < 0.01$). Finally, older participants perceive interventions as more intrusive ($\beta = 0.038$, $SE = 0.018$, $p < 0.05$) and more fair ($\beta = 0.044$, $SE = 0.021$, $p < 0.05$).

0.05) than younger participants. Education level and previous exposure to misinformation are not associated with support level or any perceptions of interventions.

In our exploratory ANOVA analysis to investigate these results further (see SI Table S7), we found statistically significant differences in support for gender, partisanship, ideology, and education ($p < 0.05$ for all). Unlike in the regression analysis, income groups do not differ in support ($p = 0.211$). Figure 3 shows the average support level, perceived fairness, perceived effectiveness, and perceived intrusiveness broken down by partisanship and gender. Notably, gender, partisanship and ideology are the only variables that differ across all outcomes in both regression and ANOVA analyses (except the ANOVA for gender and intrusiveness)². Analogous figures for all of the remaining demographic variables can be found in Figure S1.

Ad hoc analysis: Partisanship influences features that predict support.

From our analysis of individual differences in support, we identified partisanship and gender to examine further. We performed an ad hoc analysis to examine how gender and partisanship interact with the implementer of the intervention and perceived attributes to predict support (see SI Table S8). We find that partisanship interacts with implementer and fairness, with Republicans caring more about fairness than Democrats ($\beta = 0.061, SE = 0.030, p = 0.040$). There is also a larger difference in support for interventions implemented by government versus social media companies for Republicans and Independents than for Democrats ($\beta = -0.094, SE = 0.039, p = 0.017$; $\beta = -0.108, SE = 0.036, p = 0.003$), where interventions implemented by governments are less supported.

After accounting for partisanship and gender, the implementer becomes a significant factor in the model. Specifically, platform-led interventions receive greater support than government-led ones ($\beta = 0.213, SE = 0.094, p = 0.024$). As shown in Figure 2, interventions implemented by companies are generally supported more and are overall perceived more positively across the three factors. In addition, we ran the same model with political ideology included instead of partisanship (see Table S9). We again find a significant interaction between political ideology and perceived fairness, where more conservative-leaning participants weigh fairness more than liberal-leaning participants ($\beta = 0.028, SE = 0.010, p = 0.005$).

5 Discussion

In this work, we surveyed American social media users to examine public acceptance of interventions against misinformation implemented by the government and social media companies. We found that belief in fairness was most strongly associated with support for an intervention, followed by effectiveness, and finally intrusiveness. Fairness was more of a concern when the implementer was social media companies than the government, while effectiveness and intrusiveness were more salient when the government was the implementer (Figure 1). However, in general, the same intervention implemented by social media companies received more support, was perceived as fairer and more effective, and was viewed

²We exclude ideology from Figure 3 for conciseness as partisanship and political ideology are strongly associated; see Table S10.

as less intrusive than when implemented by the government (Figure 2). These findings may reflect public attitudes towards businesses and government, where companies are more trusted to address misinformation in a timely manner at scale. Alternatively, people may believe that social media companies have a greater responsibility to address misinformation than the government. Platform interventions are also more visible to social media users, whereas government regulation in this domain is largely absent in the U.S. More experience with platform interventions may increase familiarity and, therefore, positive impressions of interventions (e.g., mere exposure effect [32, 75]).

Our results further indicate that people desire agency and transparency in misinformation interventions, echoing findings from Saltz et al. [64] and research from other policy contexts [17, 26]. They support interventions that provide information to users that they can use when deciding how to interact with certain content, such as notifying them if they have posted misinformation, adding public labels to content containing misinformation, implementing digital media literacy programs, and requiring platforms to release of data or internal research reports related to misinformation. There was also strong support for holding advertising accountable through fact-checking. People were generally less supportive of interventions that involve removing or de-emphasizing posts identified as containing misinformation and banning users who repeatedly post misinformation. While banning users is largely not supported, many believed that it would be relatively effective. Belief in effectiveness is simply not enough to support certain interventions that are considered unfair or intrusive. When choosing which interventions to implement, the most supported categories target the **belief** phase of the misinformation pipeline rather than the **creation** of networks or content and their **spread**. These results are consistent with the literature in other policy areas, which finds that the public generally prefers informational interventions over more restrictive measures that target earlier stages in the misinformation pipeline even though they are often less effective [18, 29].

Interestingly, two of the least supported interventions do not directly involve any censoring activity. Promoting and investing in local media was perceived to be largely ineffective. It may be that this intervention was too vague for participants to envision how it could help mitigate misinformation. Finally, the least popular intervention by a large margin was temporarily delaying users when attempting to post content they did not or barely viewed. It was rated as the least fair and effective and the most intrusive. This result is fairly unexpected considering that some platforms currently implement this intervention, including Facebook and X [14, 57]. Social media affords instantaneous communication and content, which could drive impatience for even the slightest inconvenience or delay (e.g., commercial breaks [9]). Therefore, when employing nudge-based approaches like accuracy prompts [55] or temporary delays in posting, it is imperative to minimize intrusiveness in the user experience, such as through design choices.

Average support for and perceptions of interventions did not significantly differ depending on implementor for most of the interventions (when tested separately), with a few key exceptions. First, people were more likely to support notifications to users who post misinformation when implemented by platforms rather than when implemented by the government (i.e., required of platforms through government regulation). In addition, participants rated this intervention as significantly more intrusive if implemented by the government compared to platforms. It may be that the lack of clarity about the government’s role in notifying

users of misinformation in their content may have reduced support and positive perceptions, which could also apply to other interventions where the government is regulating platforms. For example, requiring platforms to release data and internal research was viewed as more intrusive than when platforms do so without a government requirement.

The analysis of individual differences in support for and perceptions of interventions revealed that men tend to support misinformation interventions less than women, and that Republicans and Independents support them less than Democrats. In addition to supporting interventions less, men and Republicans viewed them as less fair, less effective and more intrusive than women and Democrats, respectively. The gender gap reflects broader trends of women supporting more (government) regulations than men across policy domains [56]. The gap in support is, in part, explained by differences in perceptions of the proposed interventions. Future work should examine how perceived features of policies interact with other factors like emotional reactions and issue awareness to predict differences in support between genders [66].

Furthermore, the partisan differences align with findings from Saltz et al. [64]. Previous studies have shown that Republicans are more likely to perceive interventions as biased against them [64, 71]. A 2022 Pew Research poll found that approximately 70% of Republicans believe that major technology companies favor the views of liberals over conservatives, while only 22% of Democrats say they believe companies favor conservatives over liberals [71]. While there is some evidence that Republican content and accounts are disproportionately removed, it may be because they tend to share lower quality news (as rated by politically balanced groups of laypeople) [30, 50]. Therefore, it is likely that because Republicans believe that they are more likely to be censored for their viewpoints, they perceive interventions as less fair and are less supportive of all interventions potentially employed by companies or the government. Whether this perception is accurate or not, it is imperative that social media companies work to (re)build trust among all their users when introducing interventions against misinformation.

Fairness emerged as the most significant predictor of support for interventions, and it varied across demographic groups, with fairness being especially important for Republicans. This emphasis on fairness is not unique to misinformation and social media policies. Across a variety of policy contexts, including health, environment, and transportation, perceived fairness and effectiveness are often among the most predictive factors associated with support [4, 5, 7, 26]. In fact, a systematic review found that enhancing the communication of a policy’s effectiveness to participants can boost support levels by 4%, a small but meaningful increase [60].

Intrusiveness is also a related factor, but it is not surprising that it holds less importance in the social media space than in other policy contexts. Previous studies have shown that when interventions are perceived to more directly impact an individual’s personal choices or daily life, like increased costs associated with owning a car [36], they tend to be unpopular [18, 29, 33]. It may be that the potential intrusiveness of social media policies on the user experience does not result in as severe of consequences for the typical individual as those in other policy areas, which could impact access to food, health care, transportation, and more.

6 Limitations and Future Work

While this study is among the first to analyze the factors associated with support for misinformation interventions, several limitations could be addressed in future work. First, we focused our survey on active social media users, as those individuals would be the most affected by any potential policies and the most familiar with current interventions. We also only included ten interventions to limit the length of the survey, allowing us to focus more on the factors behind support. However, several new and emerging interventions were not included. For example, X’s (formerly Twitter) Community Notes program has been relatively successful at increasing the volume of fact-checks and boosting trust in misinformation flags by using crowd-sourced misinformation detection and labels [12, 20], although reports of its overall effectiveness in reducing engagement with misleading content are mixed [12, 37]. Future research should supplement these results by surveying a wider range of interventions.

Furthermore, the framing of and details included in intervention descriptions may have affected responses. Research shows that policies are more accepted when their goals or methods are clearly explained [60], which could be varied in future studies of public support. We also indicated that the implementer of the intervention is responsible for misinformation detection, which is an oversimplification. Future work should assess how people think misinformation should be detected, and how this influences their support for downstream interventions.

Finally, we focused exclusively on effectiveness, fairness, and intrusiveness. More factors (e.g., transparency) should be considered in future surveys about public acceptance of policies. Problem awareness may also be an important aspect to consider in future research [18, 26].

7 Conclusion

Collectively, our findings suggest that fairness is valued above intrusiveness and effectiveness when determining support for misinformation interventions, and it is especially critical for specific groups like Republicans. When designing and implementing misinformation interventions, mitigating any possible disproportionate impacts on certain groups or individuals is critical. In addition, public messaging should emphasize why each intervention is needed and how they are being implemented fairly, in addition to providing recourse for users when necessary. Furthermore, there is more support for and positive perceptions of interventions deployed by social media companies than the government, which may reflect broader trends in institutional trust. Most likely, effective misinformation interventions require collaboration across institutions. However, broader support for company-implemented interventions can be leveraged in public communications and education.

Our analysis of support levels and perceived features of interventions highlights the importance of promoting user agency to garner widespread support. For example, platforms can allow users to engage with misinformation warnings and nudges behind interstitials rather than strictly and opaquely removing violating content. At the same time, interventions should be carefully designed and implemented to minimize disruption to the user experience. Overall, this work has important implications for designing misinformation in-

terventions and messaging that will be positively received by social media users.

Data availability

This study was pre-registered on the Open Science Framework (OSF): <https://osf.io/b2yjt/>. The data, code, and supplemental material can be also be found on OSF.

Acknowledgements

This work was supported by the Knight Foundation, the Office of Naval Research’s MURI: Persuasion, Identity, & Morality in Social-Cyber Environments grant N00014-21-12749, Carnegie Mellon University’s Graduate small Project Help (GuSH), the Center for Computational Analysis of Social and Organizational Systems (CASOS), and the Center for Informed Democracy and Social-cybersecurity (IDeaS). The views and conclusions contained in this document are those of the authors alone. The funders have no role in study design, data collection and analysis, decision to publish, or preparation of the manuscript.

Ethical considerations

This study, numbered “STUDY2022_00000143”, was approved by the Carnegie Mellon University Institutional Review Board as exempt from a full review because no personally identifiable information was to be collected. Written informed consent was obtained from all participants.

Author contributions

C.K., S.C.P, and K.M.C conceptualized the study and methodology. C.K. and K.M.C. acquired funding. C.K. and S.C.P. created the survey and contributed equally to data curation, software, formal analysis, visualization, writing of the original draft, and reviewed and edited the manuscript. K.M.C reviewed and edited the manuscript. K.M.C. was responsible for project administration and supervision.

References

- [1] Jennifer Allen and David Rand. Combating Misinformation Runs Deeper Than Swatting Away ‘Fake News’. <https://www.scientificamerican.com/article/combating-misinformation-runs-deeper-than-swatting-away-fake-news/>, September 2024.
- [2] Sacha Altay, Andrea De Angelis, and Emma Hoes. Media literacy tips promoting reliable news improve discernment and enhance trust in traditional media. *Communications Psychology*, 2(1):74, 2024.
- [3] Sumitra Badrinathan and Simon Chauchard. “I Don’t Think That’s True, Bro!” Social Corrections of Misinformation in India. *The International Journal of Press/Politics*, 29(2):394–416, 2024.

- [4] Sebastian Bamberg and Daniel Rölle. Determinants of People’s Acceptability of Pricing Measures – Replication and Extension of a Causal Model. In Jens Schade and Bernhard Schlag, editors, *Acceptability of Transport Pricing Strategies*, pages 235–248. Emerald Group Publishing Limited, January 2003.
- [5] Magnus Bergquist, Andreas Nilsson, Niklas Haring, and Sverker C. Jagers. Meta-analyses of fifteen determinants of public opinion about climate change taxes and laws. *Nature Climate Change*, 12(3):235–240, March 2022.
- [6] Robert A. Blair, Jessica Gottlieb, Brendan Nyhan, Laura Paler, Pablo Argote, and Charlene J. Stainfield. Interventions to counter misinformation: Lessons from the Global North and applications to the Global South. *Current Opinion in Psychology*, 55:101732, February 2024.
- [7] Colin Bos, Ivo Van Der Lans, Frank Van Rijnsoever, and Hans Van Trijp. Consumer Acceptance of Population-Level Intervention Strategies for Healthy Food Choices: The Role of Perceived Effectiveness and Perceived Fairness. *Nutrients*, 7(9):7842–7862, September 2015.
- [8] Sarah Bradshaw and Lisa-Maria Neudert. The Road Ahead: Mapping Civil Society Responses to Disinformation. Technical report, National Endowment for Democracy, January 2021.
- [9] Hanne Bruun. The delay economy of “continuity” and the emerging impatience culture of the digital era. *Nordic Journal of Media Studies*, 1(1):85–101, 2019.
- [10] Ceren Budak, Brendan Nyhan, David M. Rothschild, Emily Thorson, and Duncan J. Watts. Misunderstanding the harms of online misinformation. *Nature*, 630(8015):45–53, June 2024.
- [11] Paul Burstein. The impact of public opinion on public policy: A review and an agenda. *Political Research Quarterly*, 56(1):29–40, 2003.
- [12] Yuwei Chuai, Haoye Tian, Nicolas Pröllochs, and Gabriele Lenzini. Did the Roll-Out of Community Notes Reduce Engagement With Misinformation on X/Twitter? *Proc. ACM Hum.-Comput. Interact.*, 8(CSCW2):428:1–428:52, November 2024.
- [13] Giovanni Luca Ciampaglia. The Digital Misinformation Pipeline. In Olga Zlatkin-Troitschanskaia, Gabriel Wittum, and Andreas Dengel, editors, *Positive Learning in the Age of Information: A Blessing or a Curse?*, pages 413–421. Springer Fachmedien, Wiesbaden, 2018.
- [14] Mitchell Clark. Facebook wants to make sure you’ve read the article you’re about to share. <https://www.theverge.com/2021/5/10/22429174/facebook-article-popup-read-misinformation>, May 2021.
- [15] Laura Courchesne, Julia Ilhardt, and Jacob N Shapiro. Review of social science research on the impact of countermeasures against influence operations. *Harvard Kennedy School Misinformation Review*, 2021.

- [16] David De Coninck, Thomas Frissen, Koen Matthijs, Leen d’Haenens, Grégoire Lits, Olivier Champagne-Poirier, Marie-Eve Carignan, Marc D. David, Nathalie Pignard-Cheynel, Sébastien Salerno, and Melissa Génereux. Beliefs in Conspiracy Theories and Misinformation About COVID-19: Comparative Perspectives on the Role of Anxiety, Depression and Exposure to and Trust in Information Sources. *Frontiers in Psychology*, 12:646394, April 2021.
- [17] Jenny de Fine Licht. Policy Area as a Potential Moderator of Transparency Effects: An Experiment. *Public Administration Review*, 74(3):361–371, 2014.
- [18] Stephanie Diepeveen, Tom Ling, Marc Suhrcke, Martin Roland, and Theresa M. Marteau. Public acceptability of government intervention to change health-related behaviours: A systematic review and narrative synthesis. *BMC Public Health*, 13(1):756, August 2013.
- [19] Joan Donovan. Why social media can’t keep moderating content in the shadows. *MIT Technology Review*, 2020.
- [20] Chiara Patricia Drolsbach, Kirill Solovev, and Nicolas Pröllochs. Community notes increase trust in fact-checking on social media. *PNAS Nexus*, 3(7):pgae217, July 2024.
- [21] Ullrich Ecker, Jon Roozenbeek, Sander van der Linden, Li Qian Tay, John Cook, Naomi Oreskes, and Stephan Lewandowsky. Misinformation poses a bigger threat to democracy than you might think. *Nature*, 630(8015):29–32, June 2024.
- [22] Adam M. Enders, Joseph E. Uscinski, Michelle I. Seelig, Casey A. Klofstad, Stefan Wuchty, John R. Funchion, Manohar N. Murthi, Kamal Premaratne, and Justin Stoler. The Relationship Between Social Media Use and Beliefs in Conspiracy Theories and Misinformation. *Political Behavior*, 45(2):781–804, June 2023.
- [23] Lisa Fazio. Pausing to consider why a headline is true or false can help reduce the sharing of false news. *Harvard Kennedy School Misinformation Review*, 1(2), 2020.
- [24] Zihan Gao and Jacob Thebault-Spieker. Investigating influential users’ responses to permanent suspension on social media. *Proceedings of the ACM on Human-Computer Interaction*, 8(CSCW1):1–41, 2024.
- [25] Tarleton Gillespie. Do Not Recommend? Reduction as a Form of Content Moderation. *Social Media + Society*, 8(3), July 2022.
- [26] Sonja Grelle and Wilhelm Hofmann. When and Why Do People Accept Public-Policy Interventions? An Integrative Public-Policy-Acceptance Framework. *Perspectives on Psychological Science*, 19(1):258–279, January 2024.
- [27] Andrew M Guess, Michael Lerner, Benjamin Lyons, Jacob M Montgomery, Brendan Nyhan, Jason Reifler, and Neelanjan Sircar. A digital media literacy intervention increases discernment between mainstream and false news in the united states and india. *Proceedings of the National Academy of Sciences*, 117(27):15536–15545, 2020.

- [28] Paweł Gwiaździński, Aleksander B. Gundersen, Michal Piksa, Izabela Krysińska, Jonas R. Kunst, Karolina Noworyta, Agata Olejniuk, Mikołaj Morzy, Rafal Rygula, Tomi Wójtowicz, and Jan Piasecki. Psychological interventions countering misinformation in social media: A scoping review. *Frontiers in Psychiatry*, 13, 2023.
- [29] Désirée Hagmann, Michael Siegrist, and Christina Hartmann. Taxes, labels, or nudges? Public acceptance of various interventions designed to reduce sugar intake. *Food Policy*, 79:156–165, August 2018.
- [30] Oliver L Haimson, Daniel Delmonaco, Peipei Nie, and Andrea Wegner. Disproportionate removals and differing content moderation experiences for conservative, transgender, and black social media users: Marginalization and moderation gray areas. *Proceedings of the ACM on Human-Computer Interaction*, 5(CSCW2):1–35, 2021.
- [31] Todd C Helmus and Marta Kepe. A compendium of recommendations for countering russian and other state-sponsored propaganda. Technical report, RAND, 2021.
- [32] Michael C Horowitz, Lauren Kahn, Julia Macdonald, and Jacquelyn Schneider. Adopting AI: how familiarity breeds both trust and contempt. *AI & Society*, 39(4):1721–1735, 2024.
- [33] Robert A Huber, Michael L Wicki, and Thomas Bernauer. Public support for environmental policy depends on beliefs concerning effectiveness, intrusiveness, and fairness. *Environmental Politics*, 29(4):649–673, 2020.
- [34] Se-Hoon Jeong, Hyunyi Cho, and Yoori Hwang. Media Literacy Interventions: A Meta-Analytic Review. *The Journal of Communication*, 62(3):454–472, June 2012.
- [35] Jialun Aaron Jiang, Peipei Nie, Jed R. Brubaker, and Casey Fiesler. A Trade-off-centered Framework of Content Moderation. *ACM Transactions on Computer-Human Interaction*, 30(1):3:1–3:34, March 2023.
- [36] Steffen Kallbekken, Jorge H. Garcia, and Kristine Korneliussen. Determinants of public support for transport taxes. *Transportation Research Part A: Policy and Practice*, 58:67–78, December 2013.
- [37] Sarawut Kankham and Jian-Ren Hou. Community Notes vs. Related Articles: Assessing Real-World Integrated Counter-Rumor Features in Response to Different Rumor Types on Social Media. *International Journal of Human-Computer Interaction*, 41(12):7711–7725, September 2024.
- [38] Prerana Khatiwada, Luke Halko, Nabih Syed, Ashrey Mahesh, Anesh Alvanpour, and Matthew Louis Mauriello. Spotting online news: A mixed method study of online news engagement and perceptions on misinformation interventions. *Proceedings of the ACM on Human-Computer Interaction*, 9(2), 2025.
- [39] Catherine King. *Effective and Practical Strategies for Combatting Misinformation*. PhD thesis, Carnegie Mellon University, 2025.

- [40] Catherine King, Peter Carragher, and Kathleen M. Carley. Mapping the Scientific Literature on Misinformation Interventions: A Bibliometric Review. *Workshop Proceedings of the 19th International AAAI Conference on Web and Social Media*, 2025:10, June 2025.
- [41] Catherine King, Samantha C Phillips, and Kathleen M Carley. A path forward on online misinformation mitigation based on current user behavior. *Scientific Reports*, 15(1):9475, 2025.
- [42] Vasilis Koulolias, Gideon Mekonnen Jonathan, Miriam Fernandez, and Dimitris Sotirchos. *Combating Misinformation: An ecosystem in co-creation*. OECD Publishing, 2018.
- [43] Anastasia Kozyreva, Philipp Lorenz-Spreen, Stefan M. Herzog, Ullrich K. H. Ecker, Stephan Lewandowsky, Ralph Hertwig, Ayesha Ali, Joe Bak-Coleman, Sarit Barzilai, Melisa Basol, Adam J. Berinsky, Cornelia Betsch, John Cook, Lisa K. Fazio, Michael Geers, Andrew M. Guess, Haifeng Huang, Horacio Larreguy, Rakoen Maertens, and . . . Sam Wineburg. Toolbox of individual-level interventions against online misinformation. *Nature Human Behaviour*, 8(6):1044–1052, May 2024.
- [44] Stephan Lewandowsky and Sander van der Linden. Countering Misinformation and Fake News Through Inoculation and Prebunking. *European Review of Social Psychology*, 32(2):348–384, February 2021.
- [45] Yi Liu, Pinar Yildirim, and Z John Zhang. Implications of revenue models and technology for content moderation strategies. *Marketing Science*, 41(4):831–847, 2022.
- [46] Justin D Martin and Fouad Hassan. Testing classical predictors of public willingness to censor on the desire to block fake news online. *Convergence*, 28(3):867–887, 2022.
- [47] Paul Mena. Cleaning Up Social Media: The Effect of Warning Labels on Likelihood of Sharing False News on Facebook. *Policy & Internet*, 12(2):165–183, 2020.
- [48] Dar Meshi and Maria D Molina. Problematic social media use is associated with believing in and engaging with fake news. *PloS ONE*, 20(5):e0321361, 2025.
- [49] Amy Mitchell and Mason Walker. More Americans now say government should take steps to restrict false information online than in 2018. <https://www.pewresearch.org/fact-tank/2021/08/18/more-americans-now-say-government-should-take-steps-to-restrict-false-information-online-than-in-2018/>, August 2021.
- [50] Mohsen Mosleh, Qi Yang, Tauhid Zaman, Gordon Pennycook, and David G Rand. Differences in misinformation sharing can lead to politically asymmetric sanctions. *Nature*, 634(8034):609–616, 2024.
- [51] Joris Mulder, Donald R. Williams, Xin Gu, Andrew Tomarken, Florian Böing-Messing, Anton Olsson-Collentine, Marlyne Meijerink, Janosch Menke, Robbie Van Aert,

- Jean-Paul Fox, Herbert Hoijsink, Yves Rosseel, Eric-Jan Wagenmakers, and Caspar Van Lissa. **BFpack** : Flexible Bayes Factor Testing of Scientific Theories in *R*. *Journal of Statistical Software*, 100(18), 2021.
- [52] Lynnette H. X. Ng and Araz Taeihagh. How does fake news spread? Understanding pathways of disinformation spread through APIs. *Policy & Internet*, 13(4):560–585, 2021.
- [53] Orestis Papakyriakopoulos and Ellen Goodman. The Impact of Twitter Labels on Misinformation Spread and User Engagement: Lessons from Trump’s Election Tweets. In *Proceedings of the ACM Web Conference 2022*, WWW ’22, pages 2541–2551, New York, NY, USA, April 2022. Association for Computing Machinery.
- [54] Irene Pasquetto, Briony Swire-Thompson, Michelle A. Amazeen, Fabricio Benevenuto, Nadia M. Brashier, Robert M. Bond, Lia C. Bozarth, Ceren Budak, Ullrich K. H. Ecker, Lisa K. Fazio, Emilio Ferrara, Andrew J. Flanagin, Alessandro Flammini, Deen Freelon, Nir Grinberg, Ralph Hertwig, Kathleen Hall Jamieson, Kenneth Joseph, Jason J. Jones, and ... Kai-Cheng Yang. Tackling misinformation: What researchers could do with social media data. *Harvard Kennedy School Misinformation Review*, 1(8), 2020.
- [55] Gordon Pennycook and David G Rand. Nudging social media toward accuracy. *The Annals of the American Academy of Political and Social Science*, 700(1):152–164, 2022.
- [56] Auto Bailout Now Backed, Stimulus Divisive. <https://www.pewresearch.org/politics/2012/02/23/section-2-views-of-government-regulation/>, February 2012.
- [57] Carlie Porterfield. Twitter Begins Asking Users To Actually Read Articles Before Sharing Them. <https://www.forbes.com/sites/carlieporterfield/2020/06/10/twitter-begins-asking-users-to-actually-read-articles-before-sharing-them/>, June 2020.
- [58] Roxana Radu. Fighting the ‘Infodemic’: Legal Responses to COVID-19 Disinformation. *Social Media+ Society*, 6(3), 2020.
- [59] Adrian Rauchfleisch and Jonas Kaiser. The impact of deplatforming the far right: An analysis of YouTube and BitChute. *Information, Communication & Society*, 27(7):1478–1496, May 2024.
- [60] J. P. Reynolds, K. Stautz, M. Pilling, S. van der Linden, and T. M. Marteau. Communicating the effectiveness and ineffectiveness of government policies and their impact on public support: A systematic review with meta-analysis. *Royal Society Open Science*, 7(1):190522, January 2020.
- [61] Timothy S Rich, Ian Mildén, and Mallory Treece Wagner. Research note: Does the public support fact-checking social media? it depends who and how you ask. *Harvard Kennedy School Misinformation Review*, 1(8), 2020.
- [62] Jon Roozenbeek, Sander Van Der Linden, Beth Goldberg, Steve Rathje, and Stephan Lewandowsky. Psychological inoculation improves resilience against misinformation on social media. *Science Advances*, 8(34):eabo6254, 2022.

- [63] Bettina Rottweiler and Paul Gill. Conspiracy Beliefs and Violent Extremist Intentions: The Contingent Effects of Self-efficacy, Self-control and Law-related Morality. *Terrorism and Political Violence*, 34(7):1485–1504, October 2020.
- [64] Emily Saltz, Soubhik Barari, Claire Leibowicz, and Claire Wardle. Misinformation interventions are common, divisive, and poorly understood. *Harvard Kennedy School Misinformation Review*, 2(5), 2021.
- [65] Emily Saltz, Claire R Leibowicz, and Claire Wardle. Encounters with visual misinformation and labels across platforms: An interview and diary study to inform ecosystem approaches to misinformation interventions. In *Extended Abstracts of the 2021 CHI Conference on Human Factors in Computing Systems*, pages 1–6, 2021.
- [66] Mark Schlesinger and Caroline Heldman. Gender gap or gender gaps? New perspectives on support for government action and policies. *Journal of Politics*, 63(1):59–92, 2001.
- [67] Li Qian Tay, Stephan Lewandowsky, Mark J Hurlstone, Tim Kurz, and Ullrich KH Ecker. A focus shift in the evaluation of misinformation interventions. *Harvard Kennedy School Misinformation Review*, 4(5):mr–2020, 2023.
- [68] Benjamin Toff and Nick Mathews. Is social media killing local news? an examination of engagement and ownership patterns in us community news on facebook. *Digital Journalism*, 12(9):1397–1416, 2024.
- [69] Stephanie Jean Tsang and Lin Zhou. Understanding public preference for misinformation interventions: support for digital platform monitoring, media literacy education and legislation. *Online Information Review*, 2025.
- [70] Joshua Tucker, Andrew Guess, Pablo Barbera, Cristian Vaccari, Alexandra Siegel, Sergey Sanovich, Denis Stukal, and Brendan Nyhan. Social Media, Political Polarization, and Political Disinformation: A Review of the Scientific Literature. *SSRN Electronic Journal*, 2018.
- [71] Emily A. Vogels. Support for more regulation of tech companies has declined in U.S., especially among Republicans. <https://www.pewresearch.org/short-reads/2022/05/13/support-for-more-regulation-of-tech-companies-has-declined-in-u-s-especially-among-republicans/>, May 2022.
- [72] Nathan Walter and Sheila T. Murphy. How to unring the bell: A meta-analytic approach to correction of misinformation. *Communication Monographs*, 85(3):423–441, July 2018.
- [73] Claire Wardle and Hossein Derakhshan. Information Disorder: Toward an interdisciplinary framework for research and policy making. Technical report, Council of Europe, September 2017.
- [74] Kamya Yadav. Platform Interventions: How Social Media Counters Influence Operations. Technical report, Carnegie Endowment for International Peace, January 2021.
- [75] Robert B Zajonc. Attitudinal effects of mere exposure. *Journal of personality and social psychology*, 9(2p2):1, 1968.