

Variety Is the Spice of Life: Detecting Misinformation with Dynamic Environmental Representations

Bing Wang
College of Computer
Science and Technology,
Jilin University
Changchun, Jilin, China
wangbing1416@gmail.com

Ximing Li*
College of Computer
Science and Technology,
Jilin University
Changchun, Jilin, China
liximing86@gmail.com

Yiming Wang
College of Computer
Science and Technology,
Jilin University
Changchun, Jilin, China
yimingw17@gmail.com

Changchun Li
College of Computer
Science and Technology,
Jilin University
Changchun, Jilin, China
changchunli93@gmail.com

Jiaxu Cui
College of Computer
Science and Technology,
Jilin University
Changchun, Jilin, China
cjx@jlu.edu.cn

Renchu Guan
College of Computer
Science and Technology,
Jilin University
Changchun, Jilin, China
guanrenchu@jlu.edu.cn

Bo Yang*
College of Computer
Science and Technology,
Jilin University
Changchun, Jilin, China
ybo@jlu.edu.cn

Abstract

The proliferation of misinformation across diverse social media platforms has drawn significant attention from both academic and industrial communities due to its detrimental effects. Accordingly, automatically distinguishing misinformation, dubbed as **Misinformation Detection (MD)**, has become an increasingly active research topic. The mainstream methods formulate MD as a static learning paradigm, which learns the mapping between the content, links, and propagation of news articles and the corresponding manual veracity labels. However, the static assumption is often violated, since in real-world scenarios, the veracity of news articles may vacillate within the dynamically evolving social environment. To tackle this problem, we propose a novel framework, namely **Misinformation Detection with Dynamic Environmental Representations (MISDER)**. The basic idea of MISDER lies in learning a social environmental representation for each time period and employing a temporal model to predict the representation for future periods. In this work, we specify the temporal model as the LSTM model, continuous dynamics equation, and pre-trained dynamics system, suggesting three variants of MISDER, namely MISDER-LSTM, MISDER-ODE, and MISDER-PT, respectively. To evaluate the performance of MISDER, we compare three variants to various MD baselines across two prevalent MD datasets, and the experimental results can indicate the effectiveness of our proposed model.

*Ximing Li and Bo Yang are the corresponding authors. All authors are also affiliated with Key Laboratory of Symbolic Computation and Knowledge Engineering of the Ministry of Education, Jilin University.

Permission to make digital or hard copies of all or part of this work for personal or classroom use is granted without fee provided that copies are not made or distributed for profit or commercial advantage and that copies bear this notice and the full citation on the first page. Copyrights for components of this work owned by others than the author(s) must be honored. Abstracting with credit is permitted. To copy otherwise, or republish, to post on servers or to redistribute to lists, requires prior specific permission and/or a fee. Request permissions from [permissions@acm.org](https://permissions.acm.org).
CIKM '25, 10 - 14 November, 2025, Seoul, Korea

© 2025 Copyright held by the owner/author(s). Publication rights licensed to ACM.
ACM ISBN 978-1-4503-XXXX-X/18/06
<https://doi.org/XXXXXXX.XXXXXXX>

CCS Concepts

• **Computing methodologies** → **Artificial intelligence**; • **Information systems** → **Social networks**.

Keywords

social media, misinformation detection, time series prediction

ACM Reference Format:

Bing Wang, Ximing Li, Yiming Wang, Changchun Li, Jiaxu Cui, Renchu Guan, and Bo Yang. 2025. Variety Is the Spice of Life: Detecting Misinformation with Dynamic Environmental Representations. In *Proceedings of The 34th ACM International Conference on Information and Knowledge Management (CIKM '25)*. ACM, New York, NY, USA, 11 pages. <https://doi.org/XXXXXXX.XXXXXXX>

1 Introduction

Social media platforms, e.g., Twitter and Weibo, have nowadays emerged as the main medium for distributing news articles in real life. These platforms provide more convenient access to news, but they also bring the persistent issue of fake ones, posing risks to various domains, e.g., societal credibility and economy [9, 45]. For example, the dissemination of fake claims regarding the *Russia-Ukraine* war has instilled panic within the global community, resulting in significant repercussions for their import and export trade.¹ Consequently, to prevent the widespread of misinformation, automatically distinguishing them, dubbed as **Misinformation Detection (MD)**, becomes the capital challenge of the big picture of misinformation control, aiming to eliminate the negative effects of misinformation. Naturally, MD has recently gained considerable attention from both academic and industrial communities [34, 55, 58].

Over the past decade, numerous MD arts have been proposed and achieved remarkable performance [4, 16, 30]. Generally, these methods predominantly focus on detecting misinformation by leveraging the semantic features of news content in offline datasets [29, 52, 59]. To further enhance detection accuracy, they often incorporate a range of external features inspired by various psychological and sociological theories, e.g., emotional signals [55], publisher intents

¹<https://www.bbc.com/news/60513452>

Table 1: Two examples illustrating the dynamic evolution of the veracity of news. They show that the veracity of the same news piece can vacillate in different social environments.

<p>❶ News: Trump received the majority in the Electoral College and won upset victories in the Rust Belt region. The pivotal victory in this region, which Trump won by less than 80,000 votes in the three states, was considered the catalyst that won him the Electoral College vote.</p> <p>Veracity label: Real (2016) \Rightarrow Fake (2020)</p>
<p>❷ News: The government announced at a press conference that we are currently in a period of high incidence of respiratory infectious diseases, the peak period of influenza and the second wave of new pneumonia, which has led to an increase in the number of fever patients currently seeking treatment.</p> <p>Veracity label: Real (2021) \Rightarrow Fake (2023)</p>

[39, 46], and entity knowledge [10, 58], from news to provide additional contextual cues to enhance the performance of MD. Typically, these approaches implement detection by manually annotating a **static** veracity label, e.g., fake and real, for each news article. This labeled data is then used to train deep learning models that learn the underlying patterns between the news content and its corresponding veracity label [39, 52, 55]. By identifying these patterns, the models aim to generalize effectively to new, unseen data.

Despite these static regimes achieving encouraging success, they are often overly idealist in real-world scenarios. This is mainly because the static assumption is often violated. The recent sociological literature presents, beyond the intrinsic characteristics of the news, the **social environment** also plays a role in affecting the veracity of news [7, 13]. Referring to Cambridge Dictionary,² the social environment is defined as: “*all the facts, opinions, etc. relating to a particular thing or event.*” However, the social environment always **dynamically** evolves over periods. Therefore, the veracity of any news article may vacillate within such a dynamic social environment. As two representative examples shown in Fig. 1, the veracity can be changed as the evolution of facts and public opinions about the presidential election and the coronavirus pandemic.

Motivated by the aforementioned analysis, we aim to indirectly obtain dynamic veracity by learning the evolution of the social environment over time. To achieve this goal, we propose a novel MD framework, named **Misinformation Detection with Dynamic Environmental Representations (MISDER)**. The basic idea behind MISDER is to learn a social environmental representation for each time period and employ a time series model to explicitly capture the evolving patterns of these representations, and then predict their future states. Specifically, we take inspiration from the recent advancements in prompt tuning techniques [23, 26] and incorporate a learnable prompt into a pre-trained misinformation detector. This prompt, referred to as **Dynamic Environmental Representation (DER)**, serves as a representation of the current social environment. To make DER dynamic, we split the original MD dataset into several subsets according to their time stamps. Based on these subsets, we can train a specific DER for each time period. These period-specific

DERs are then treated as ground-truth labels to learn a time series prediction model that captures their temporal dynamics. We further introduce three variants of our proposed method based on the used time series model, namely **MISDER-LSTM**, **MISDER-ODE**, and **MISDER-PT**. In detail, the MISDER-LSTM variant employs a standard LSTM model for temporal prediction, capturing sequential dependencies between DERs. On the other hand, due to the evolution of the social environment being consistently continuous, we draw inspiration from [53, 56] to present MISDER-ODE, which learns a neural dynamics equation for continuous-time predictions. Additionally, we propose a pre-trained MISDER-PT variant, leveraging pre-trained models for enhanced generalization in predicting evolving social environments.

We conduct an evaluation of our proposed method MISDER using two time-specific benchmark datasets *Weibo* [34] and *GossipCop* [35]. These datasets allow us to simulate a realistic temporal setting by training our model on past-period data and testing it on future-period data. Through comprehensive experiments, we demonstrate the superior performance of MISDER variants compared to current state-of-the-art MD methods. Additionally, we conduct an in-depth exploration of the continuous prediction capabilities of the MISDER-ODE variant including long-term prediction analysis and a case study. *Our source code and data are released in <https://github.com/wangbing1416/MISDER>.*

Overall, our contributions can be summarized into the following three aspects:

- In this study, we address the issue of the dynamic social environment and propose a novel MD framework MISDER.
- Our framework aims to fully leverage social environmental representations by employing a prompt tuning technique. To capture the evolution of these representations, we introduce three variants: MISDER-LSTM based on the LSTM model, MISDER-ODE utilizing continuous-time dynamics equations, and MISDER-PT using pre-trained dynamics systems.
- Extensive experimental results demonstrate the significant impact of our proposed framework MISDER in improving the performance of MD models. Moreover, we thoroughly investigate the continuous nature exhibited by MISDER-ODE throughout the analysis.

2 Related Work

In this section, we review and summarize some related literature on misinformation detection, time-series prediction, and neural dynamics equations.

2.1 Misinformation Detection

In general, the primary goal of a misinformation detector is to identify fake and misleading content disseminated on social media platforms. Over the past decade, most MD studies have focused on analyzing the inherent semantic content of news to distinguish between real and fake information. Specifically, some studies have developed MD methods designed to process news articles containing only textual information, and they enhance their models by incorporating, such as entity knowledge [10, 58], sentiment signals [28, 55], publisher intents [39, 46], and event information [44, 54], into their detectors. Many of these approaches draw inspiration

²<https://dictionary.cambridge.org/>

from psychological and sociological theories, leveraging specialized tools to extract associated features and integrating them with the semantic representations of news content. For example, BERT-EMO [55] highlights the importance of emotional cues conveyed by both the publishers of the news and the reactions of the crowd, therefore, it captures the dual emotional features to enhance MD. In addition, with the emergence of Large Language Model (LLM) technology, some recent studies have utilized LLMs to enhance existing MD models through data augmentation, *e.g.*, generating knowledge-intensive textual rationales [15], simulating user responses to generate user comments [31, 38], and improving retrieval-augmented generation systems to utilize external evidence [41].

In addition to textual information, social media platforms often host multimodal content, including text, images, and videos. Therefore, to address the detection of misinformation including text and image pairs, some recent works design multimodal MD models to capture and integrate features of different modalities [4, 19, 40, 43, 44]. For example, HAMI-M³D [42] enhances multimodal MD by capturing image manipulation artifacts and intent-related features, which are then integrated with multimodal semantic features to improve detection accuracy. Another line of MD works involves considering the propagation structure of news pieces on social media. These approaches treat a news article, along with its associated comments and reposts, as a tree structure, and employ a variety of graph-based models, *e.g.*, graph convolutional networks [21, 25], to capture their hidden embeddings [27, 29].

In this study, we focus on the temporal evolution of misinformation that received limited attention in existing research. To our knowledge, only Zhu et al. [58] and Hu et al. [16] attempt to mitigate the entity and topic bias resulting from shifts in the training data collected from different time periods. However, their focus is solely on the evolution of the distributions in entities and topics, and they do not provide an explicit definition of temporal evolution as a time series. Moreover, recent MD works also involve the consideration of social context. However, it is important to note that their notion of social context primarily revolves around users, comments, and retweets of a tweet, rather than our broader understanding including social events, *etc.* Specifically, they incorporate social context to explore the evolutions of user stances towards specific news events to address the challenge of detecting emerging misinformation. To achieve this, these works introduce a variety of time series methods using LSTM models [24, 36, 60].

2.2 Time Series Prediction and Dynamics

Previous time series prediction works treat the time series data as a sequence of vectors and use various deep models, *e.g.*, CNN and RNN, to capture their temporal dependency [22, 51]. Recently, with the potential of Transformer models [37] in sequence prediction tasks, some studies have begun improving their architecture to reduce computational complexity and expand the input window of the attention mechanism [49, 57]. Meanwhile, some studies have started exploring the performance of Transformer-based pre-trained language models [8, 32] on time-series data [12] and have proposed a variety of adaptation methods to generalize these language models to time-series tasks [2, 18].

Table 2: Summary of notations and their descriptions.

Notation	Description
$\mathbf{x}_i \in \mathcal{D}$	i -th news article in the dataset
$y_i \in \{0, 1\}$	veracity label of \mathbf{x}_i
t_i	time stamp of \mathbf{x}_i
$\{\mathbf{z}^\tau\}_{\tau=1}^T$	DERs in T time periods
N	number of samples in \mathcal{D}
K	length of DER
T	number of temporal subsets of \mathcal{D}
$\mathcal{G}_\Pi(\cdot)$	pre-trained embedding layer
$\mathcal{F}_\theta(\cdot)$	feature extractor
$f_\Phi(\cdot, t)$	time series model
\mathbf{W}_C	veracity classifier

Although time series prediction is a classic task with remarkable performance, its discrete nature makes it challenging to operate effectively in continuous states. This issue can be addressed by dynamics equations. Typically, a dynamics equation is formalized as an Ordinary Differential Equation (ODE), and its goal is to model the continuous-time evolution of real-world systems, such as physical and genetic systems [11]. Recently, there has been increasing attention from the community towards neural dynamics equations with the advancement of deep learning techniques. These approaches aim to learn an ODE using data-driven methods [3, 17, 48]. For instance, NeuralODE [3] takes inspiration from residual networks [14], and enables an end-to-end training of an ODE system using a neural network and a black-box ODESOLVER. Another approach, NDCN [53], implements NeuralODE on complex networks and proposes an encoding-decoding process.

3 The Proposed Model

In this section, we introduce the brief task definition of time-evolving MD and our proposed **MISDER** method in more detail.

Task definition. In MD, the training dataset of N samples is typically denoted as $\mathcal{D} = \{\mathbf{x}_i, y_i\}_{i=1}^N$, where \mathbf{x}_i indicates the i -th news article and $y_i \in \{0, 1\}$ represents its corresponding veracity label, *i.e.*, *fake* or *real*. The primary target of MD is to induce a misinformation detector to give accurate veracity predictions for unseen news articles. In our work, we concentrate on the time-evolving MD setting. To accomplish this, we extend the training dataset to $\mathcal{D} = \{\mathbf{x}_i, y_i, t_i\}_{i=1}^N$, where t_i represents the time stamps of \mathbf{x}_i . Then, \mathcal{D} is utilized to supervise the misinformation detector, enabling it to predict the veracities of unseen news articles whose time stamps are situated in the future of \mathcal{D} [58]. For clarity, the important notations and their descriptions are listed in Table 2.

3.1 Model Overview

In this study, we present a novel MISDER framework to address the issue of dynamic social environment. Generally, the training process of our MISDER consists of two stages: **model warm-up** and **dynamic environment learning**. For clarity, the overall framework of MISDER is demonstrated in Fig. 1.

The model warm-up stage learns an initial misinformation detector using the dataset \mathcal{D} . Specifically, given a piece of news article

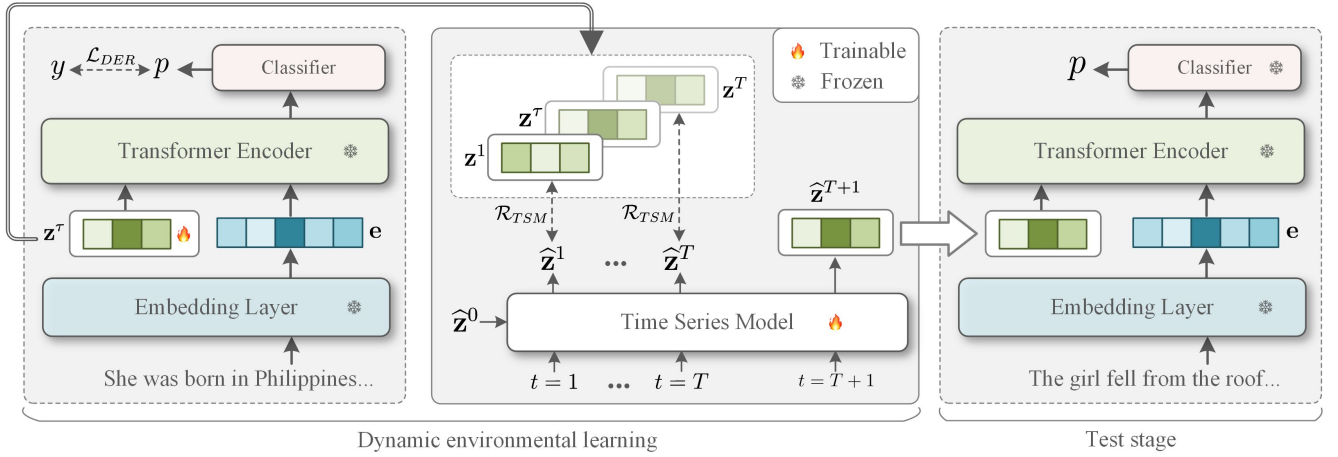


Figure 1: The overall framework of MISDER. Our main target is to learn a DER for each period and predict them for future periods. Accordingly, we split the overall MD dataset into multiple subsets according to their time stamps, and use them to train DERs $\{z^\tau\}_{\tau=1}^T$ for each subset. Based on these DERs, we learn a time series model specified by the LSTM model or neural dynamics equation to predict a new DER for the future.

$\mathbf{x}_i = \{w_{ij}\}_{j=1}^L \in \mathcal{D}$, where L indicates the news length, we utilize a pre-trained embedding layer $\mathcal{G}_\Pi(\cdot)$, e.g., the embedding matrix of BERT [8], to generate its word embedding $\mathbf{e}_i = \mathcal{G}_\Pi(\mathbf{x}_i) \in \mathbb{R}^{L \times D}$. Our primary motivation is to capture the temporal evolution of the social environment of news. To achieve this, we introduce a **Dynamic Environmental Representation (DER)**. Inspired by the recent prompt tuning technique [26], one DER is initialized as a learnable matrix, denoted as $\mathbf{z}^0 \in \mathbb{R}^{K \times D}$, where K represents the prompt length which is empirically fixed to 32. Then, \mathbf{z}^0 and \mathbf{e}_i are concatenated and jointly fed into an arbitrary news feature extractor $\mathcal{F}_\theta(\cdot)$ to get the veracity prediction p_i of \mathbf{x}_i as follows:

$$p_i = \mathcal{F}_\theta([\mathbf{z}^0; \mathbf{h}_i]) \mathbf{W}_C, \quad (1)$$

where $[\cdot; \cdot]$ indicates the concatenation operation, and \mathbf{W}_C denotes a veracity classifier implemented by a typical feed-forward neural network, which contains two linear layers and two ReLU activation functions. Accordingly, the training objective of the model warm-up stage is as follows:

$$\min_{\Pi, \theta, \mathbf{W}_C, \mathbf{z}^0} \mathcal{L}_{MWU} = \frac{1}{N} \sum_{i=1}^N \ell_{BCE}(p_i, y_i), \quad (2)$$

where $\ell_{BCE}(\cdot, \cdot)$ denotes the binary cross-entropy loss.

Afterward, the dynamic environment learning stage involves training different DERs for distinct periods, and uses them to learn a time series model for predicting a new DER for the future period. Specifically, we first split the original MD dataset \mathcal{D} into its T subsets, denoted as $\{\mathcal{D}^\tau\}_{\tau=1}^T$, based on their respective time stamps t_i . Given the subset \mathcal{D}^τ corresponding to the τ -th period, we freeze the parameters of the embedding layer Π , the misinformation detector θ and the veracity classifier \mathbf{W}_C , and exclusively optimize the DER, i.e., \mathbf{z}^τ with the objective as follows:

$$\min_{\{\mathbf{z}^\tau\}_{\tau=1}^T} \mathcal{L}_{DER} = \frac{1}{T} \sum_{\tau=1}^T \frac{1}{|\mathcal{D}^\tau|} \sum_{i=1}^{|\mathcal{D}^\tau|} \ell_{BCE}(p_i^\tau, y_i^\tau), \quad (3)$$

$$p_i^\tau = \mathcal{F}_\theta([\mathbf{z}^\tau; \mathbf{e}_i^\tau]) \mathbf{W}_C, \quad \mathbf{e}_i^\tau = \mathcal{G}_\Pi(\mathbf{x}_i^\tau), \quad \mathbf{x}_i^\tau \in \mathcal{D}^\tau,$$

where $|\mathcal{D}^\tau|$ indicates the number of the samples in \mathcal{D}^τ . To specify \mathbf{z}^τ to represent the social environment of the MD data in the τ -th time period, we design a strategy to initialize it before being optimized by \mathcal{L}_{DER} . To achieve this, referring to the definition of the social environment “the facts about a particular event,” we first use an off-the-shelf large language model, e.g., GPT-3 [1], to extract an event set \mathcal{E}^τ of the articles in \mathcal{D}^τ , with manually designed prompts such as “Extract the event from the article”. Then, we input \mathcal{E}^τ into the embedding layer $\mathcal{G}_\Pi(\cdot)$ to obtain their hidden representations and average these representations as the initialization of \mathbf{z}^τ .

Given the optimized $\{\mathbf{z}^\tau\}_{\tau=1}^T$, we further consider them as the ground-truth labels, which are used to train a time series model $f_\Phi(\cdot, t)$. The objective of optimizing Φ is represented as:

$$\min_{\Phi} \mathcal{R}_{TSM}, \quad (4)$$

where \mathcal{R}_{TSM} will be introduced in the following sections. During the dynamic environment learning stage, Eqs. (3) and (4) are optimized alternatively. Then, by utilizing this time series model, we can obtain the predicted DER $\hat{\mathbf{z}}^{T+1} = f_\Phi(\mathbf{z}, T+1)$ for the future testing time period $T+1$. Accordingly, we can develop a new misinformation detector to provide accurate predictions for the news articles posted during this future period. For clarity, we summarize the overall implementations of MISDER in Alg. 1.

In the subsequent sections, we will describe two specific variations MISDER-LSTM, MISDER-ODE, and MISDER-PT of our proposed method based on the structures of the time series models.

3.2 Discrete-time MISDER-LSTM

For this variant, we utilize a widely used discrete LSTM model to implement the time series prediction model. Specifically, given a sequence of DERs $\{\mathbf{z}^0, \mathbf{z}^1, \dots, \mathbf{z}^{T-1}\}$, we employ an LSTM model [33] as the time series prediction model to generate the prediction

of current time step τ :

$$\hat{\mathbf{z}}^\tau = f_\Phi \left([\mathbf{z}^0, \mathbf{z}^1, \dots, \mathbf{z}^{\tau-1}] \right). \quad (5)$$

Therefore, the training objective of the dynamic environment learning step in Eq. (4) is formulated as follows:

$$\min_{\Phi} \mathcal{R}_{TSM} = \frac{1}{T} \sum_{\tau=1}^T \|\hat{\mathbf{z}}^\tau - \mathbf{z}^\tau\|, \quad (6)$$

where $\|\cdot\|$ is the L1 loss function.

3.3 Continuous-time MISDER-ODE

For this variant, a continuous-time neural dynamics equation is used to implement the time series model. In contrast to the discrete-time MISDER-LSTM, the evolutions of the social environment always exhibit continuous and emergent patterns over time. Therefore, we introduce a continuous-time variant MISDER-ODE to capture the dynamics. Specifically, MISDER-ODE is designed to learn the following neural dynamics equation $f_\Phi(\cdot, t)$, which represents the time-dependent differential of the DER.

$$\frac{d\mathbf{z}}{dt} = f_\Phi(\mathbf{z}, t). \quad (7)$$

Using this dynamics equation, we can calculate the predicted DER $\hat{\mathbf{z}}^\tau$ at an arbitrary and continuous time τ by employing the following formulation:

$$\hat{\mathbf{z}}^\tau = \hat{\mathbf{z}}^0 + \int_0^\tau f_\Phi(\mathbf{z}, t) dt, \quad (8)$$

where $\hat{\mathbf{z}}^0$ represents the initial state of a dynamics function, and we fix $\hat{\mathbf{z}}^0 = \mathbf{z}^0$.

To enable the random optimization of the parameter Φ , we draw inspiration from NDCN [53] to design our dynamics implementation. The specific optimization objective can be formulated as follows:

$$\begin{aligned} \min_{\Phi} \quad & \mathcal{R}_{TSM} = \frac{1}{T} \int_0^T \|\hat{\mathbf{z}}^\tau - \mathbf{z}^\tau\| dt, \\ \text{s.t.} \quad & \mathbf{z}_h^0 = f_{\mathbf{W}_E}(\hat{\mathbf{z}}^0), \\ & \mathbf{z}_h^\tau = \mathbf{z}_h^0 + \int_0^\tau f_\Phi(\mathbf{z}_h, t) dt, \\ & \hat{\mathbf{z}}^\tau = f_{\mathbf{W}_D}(\mathbf{z}_h^\tau), \end{aligned} \quad (9)$$

where $f_{\mathbf{W}_E}(\cdot)$ and $f_{\mathbf{W}_D}(\cdot)$ are two feed-forward neural networks to encode $\hat{\mathbf{z}}^0$ into the hidden space and decode the predicted version $\hat{\mathbf{z}}^\tau$ back, respectively. We calculate the dynamics using the ODESOLVER implemented with the widely-adopted *dopri5* strategy [47]:

$$\int_0^\tau f_\Phi(\mathbf{z}_h, t) dt = \text{ODESOLVER}(\mathbf{z}_h, \tau, \Phi). \quad (10)$$

To simplify the integral in Eq. (9), we use the pre-defined subsets $\{\mathcal{D}^\tau\}_{\tau=1}^T$ and formulate Eq. (9) as Eq. (6).

3.4 Pre-trained MISDER-PT

Typically, a dynamics system is solely effective on one specific dataset. Inspired by existing pre-training techniques [2, 18], we use a dynamics system pre-trained on multiple dynamics data [2], which is initialized by a pre-trained language model [32], and induce a new variant MISDER-PT. This approach can not only capture the semantics present in DER, but also learn its temporal evolution.

Algorithm 1 Training summary of MISDER.

Input: Training dataset \mathcal{D} ; iteration numbers E_w and E_d of two steps.

Output: Parameters of the misinformation detector $\Omega = \{\Pi, \theta, \{\mathbf{z}^\tau\}_{\tau=1}^T, \mathbf{W}_C\}$ and the time series model Φ .

- 1: Initialize Π and θ with the pre-trained BERT model, and randomly initialize the other parameters.
 - 2: // Step 1: model warm-up
 - 3: **for** $i = 1, 2, \dots, E_w$ **do**
 - 4: Draw a mini-batch \mathcal{B} from \mathcal{D} randomly.
 - 5: Optimize Ω with \mathcal{L}_{MWU} in Eq. (2).
 - 6: **end for**
 - 7: // Step 2: dynamic environment learning
 - 8: **for** $i = 1, 2, \dots, E_d$ **do**
 - 9: Draw a subset \mathcal{D}^τ from \mathcal{D} .
 - 10: Draw a mini-batch \mathcal{B}^τ from \mathcal{D}^τ randomly.
 - 11: Calculate $\hat{\mathbf{z}}^\tau$ with Eq. (5) or Eq. (8).
 - 12: Alternatively optimize \mathbf{z}^τ with \mathcal{L}_{DER} , and Φ with \mathcal{R}_{TSM} .
 - 13: **end for**
-

Specifically, similar to Eq. (9), we replace the original FFNN layer \mathbf{W}_E with a convolutional layer and a T5 encoder layer [32], and replace \mathbf{W}_D with a T5 decoder layer. Since T5 is trained on general-purpose text generation tasks, this dynamical model is inherently semantic-aware. Upon this, we follow Chang et al. [2] and further pre-train the dynamical model using dynamics data to enable it to capture temporal dependency awareness. Formally, the pre-training data is denoted as a time series $\mathbf{z}_p = [\mathbf{z}_p^I; \mathbf{z}_p^O]$, where a sequence is split into an input state sequence \mathbf{z}_p^I and an output state sequence \mathbf{z}_p^O . The pre-training objective is to reconstruct \mathbf{z}_p^I and forecast \mathbf{z}_p^O as follows:

$$\begin{aligned} \min_{\mathbf{W}_E, \mathbf{W}_D, \mathbf{W}_R^I, \mathbf{W}_R^O} \quad & \|f_{\mathbf{W}_D}(f_{\mathbf{W}_E}(\mathbf{z}_p^I))\mathbf{W}_R^I, \mathbf{z}_p^I\| \\ & + \|f_{\mathbf{W}_D}(f_{\mathbf{W}_E}(\mathbf{z}_p^I))\mathbf{W}_R^O, \mathbf{z}_p^O\|, \end{aligned} \quad (11)$$

where \mathbf{W}_R^I and \mathbf{W}_R^O are different linear heads for reconstructing and forecasting tasks. Based on the pre-trained models $f_{\mathbf{W}_E}(\cdot)$ and $f_{\mathbf{W}_D}(\cdot)$, we follow Eq. (9) to calculate the dynamics of DERs and their optimization objective.

4 Experiments

In this section, We empirically evaluate and analyze the proposed MISDER method specified by three variants.

4.1 Experimental Settings

Datasets. We conduct our experiments on two prevalent MD datasets *Weibo* [34] and *GossipCop* [35].

- The *Weibo* dataset [34] is a collection of Chinese news articles spanning from 2010 to 2018. In this work, we focus on a challenging dynamic MD setting. Therefore, following previous works [58], we split the dataset into training, validation, and test sets. Specifically, the news articles posted between 2010 and 2017 are assigned to the training set, and the ones posted in 2018 are split as the validation and test sets.

Table 3: Statistics of two prevalent MD datasets.

Dataset	# Training		# Validation		# Test	
	Fake	Real	Fake	Real	Fake	Real
<i>Weibo</i> [34]	2,561	7,660	499	1,918	754	2,957
<i>GossipCop</i> [35]	2,024	5,039	604	1,774	601	1,758

- For the *GossipCop* dataset [35], we also split it according to the time stamps. Its training set includes articles published from 2000 to 2017, while the test set consists of articles published in 2018.

For clarity, the statistics of two datasets are shown in Table 3.

Baselines. We compare our MISDER with dozens of MD baselines, and their brief descriptions are listed as follows:

- **EANN** [44] is a classical multimodal MD model that employs an adversarial network to extract event-invariant features for addressing emergent MD. Following [58], we discard the image modality to adapt the setting in this paper.
- **MDFEND** [30] is dedicated to multi-domain adaptive MD and presents a mixture-of-expert model comprising multiple domain experts.
- **BERT-EMO** [55] integrates emotional signals into the MD model by extracting sentiment features from text contents, thereby enhancing the detection of misinformation.
- **BERT** [8] is a prevalent language model that is pre-trained on a large corpus, and we employ it as the backbone detector to evaluate the plug-and-play baselines and MISDER.
- **ENDEF** [58] stands out as the sole MD study that specifically focuses on the temporal evolution of misinformation articles. It is a plug-and-play method that can be combined with various backbone models, *e.g.*, BERT.
- **DER** [26] represents an MD model that incorporates a learnable DER z into the BERT model.

Implementation details. For the backbone models BERT, we utilize the publicly available *chinese-bert-wwm-ext* [6]³ for the Chinese dataset *Weibo* and *bert-base-uncased* [8]⁴ for the English dataset *GossipCop*. MISDER-PT initializes a T5 model *t5-base* [32]⁵ without instruct tuning to keep its pre-trained temporal capability. To optimize these pre-trained BERT models while maintaining computational efficiency, we follow the previous approach [58] by freezing the parameters of the first ten Transformer layers [37] and fine-tuning only the final layer. The sequence length K of DER is empirically set to 32. During the training stage, we implement an early stop mechanism to prevent overfitting. This mechanism halts training if the Macro F1 score on the validation set does not improve for 5 consecutive epochs, ensuring that the model generalizes effectively without unnecessary overtraining. We employ the Adam optimizer [20] with a learning rate of 7×10^{-5} for BERT and the veracity classifier, 1×10^{-5} for DER and 1×10^{-3} for the time series model, and the batch size is consistently fixed to 64. For the

implementation of the ODESOLVER, which is integral to our MISDER-ODE and MISDER-PT variants, we use the open-access repository provided by Chen et al. [3].⁶

4.2 Main Results and Analysis

We conduct a comparative analysis of our proposed three variants of MISDER-LSTM, MISDER-ODE, and MISDER-PT against several baseline models. Their experimental results are reported in Table 4. To ensure the credibility of the experimental results, the experiments for each model are repeated five times with five different random seeds {1, 2, 3, 4, 5}, and their average scores and standard deviations are presented finally. Following previous works [58], we utilize six widely used metrics to evaluate the performance of these methods. The employed metrics include macro F1, accuracy (Acc.), Area Under Curve (AUC), standardized sparse AUC (spAUC), as well as the F1 scores for real and misinformation ($F1_{\text{real}}$ and $F1_{\text{fake}}$). The experimental results generally indicate that all three variants consistently surpass the baseline methods across all evaluation metrics. Our MISDER method is designed to be plug-and-play, and compared to the backbone detector BERT, MISDER can significantly enhance its performance, and the results on most metrics show statistically significant improvements over the baseline model. For instance, we observe improvements of 0.93 and 1.64 in the F1 scores for real and misinformation, respectively, using MISDER-ODE on the *Weibo* dataset. Compared to the state-of-the-art method ENDEF, which also addresses the time-evolving nature of MD, MISDER also demonstrates competitive results. For example, it achieves improvements of 0.90 and 0.88 in terms of Macro F1 and Acc. on the *Weibo* dataset. This comparison highlights the effectiveness of temporal modeling approaches such as ENDEF and MISDER when applied in scenarios where the model is trained on historical data and evaluated on future data. Moreover, the introduction of our time series model, which incorporates social environmental features, provides further enhancements in predictive performance. By modeling the dynamic evolution of the social environment, this approach allows MISDER to capture long-term trends and subtle contextual shifts, making it particularly well-suited for real-world MD tasks.

Turning to compare our three variants, the experimental results and their corresponding standard deviations clearly indicate the following ranking: MISDER-PT > MISDER-ODE > MISDER-LSTM. This result highlights several important insights. First, the continuous-time dynamical models MISDER-ODE and MISDER-PT consistently outperform the discrete-time time series model MISDER-LSTM, demonstrating the advantage of modeling temporal dynamics in a continuous framework rather than relying on discrete time steps. Second, the pre-trained MISDER-PT variant exhibits the strongest generalization and predictive capabilities. This suggests that incorporating pre-training enhances the model’s ability to adapt to a wide range of data and contexts, leading to better performance and greater robustness across different evaluation metrics.

4.3 Sensitivity Analysis

In this section, we conduct a sensitivity analysis on two crucial hyper-parameters to facilitate parameter selection.

³Downloaded from <https://huggingface.co/hfl/chinese-bert-wwm-ext>.

⁴Downloaded from <https://huggingface.co/bert-base-uncased>.

⁵Downloaded from <https://huggingface.co/google-t5/t5-base>.

⁶Downloaded from <https://github.com/rtqichen/torchdiffeq>.

Table 4: Experimental results of our MISDER on two prevalent datasets *Weibo* and *GossipCop*. All reported scores are reproduced by us. The bold and underlined fonts indicate the best and second best scores. The results marked by * indicate that the performance of MISDER are statistically significant than the baseline BERT model (paired t-test < 0.05).

Method	Macro F1	Accuracy	AUC	spAUC	F1 _{real}	F1 _{fake}
Dataset: <i>Weibo</i>						
BiGRU [5]	74.53±0.36	83.61±0.96	86.86±0.45	69.99±0.95	89.47±0.74	60.06±0.70
EANN [44]	75.61±0.37	83.95±0.97	87.18±0.46	70.13±0.95	89.89±0.74	60.87±0.71
MDFEND [30]	75.44±0.84	83.99±0.98	86.95±0.87	69.90±0.71	89.92±0.73	60.94±1.11
BERT-EMO [55]	76.11±0.95	84.32±0.66	87.61±1.12	70.97±0.72	90.19±0.44	61.23±1.54
CED [50]	75.96±0.32	84.38±0.63	87.40±0.91	70.39±0.55	90.18±0.54	61.74±0.85
DM-INTER [39]	75.83±0.73	84.07±0.46	87.12±0.56	70.11±0.73	89.87±0.46	61.58±0.83
BERT [8]	75.53±0.32	84.28±0.33	87.19±0.46	70.69±0.47	90.16±0.28	60.91±0.74
+ ENDEF [58]	75.92±0.52	84.73±0.35	87.31±0.58	70.25±0.40	90.48±0.29	61.37±1.11
+ DER [26]	75.09±0.32	84.20±0.33	86.78±0.46	<u>71.12</u> ±1.16	90.16±0.28	60.02±0.74
+ MISDER-LSTM	76.19±0.59*	84.77±0.49	87.94±0.84*	70.24±0.39	90.48±0.38	61.90±1.01*
+ MISDER-ODE	76.59±0.25*	85.37±0.32*	<u>87.99</u> ±0.73*	71.06±0.98	<u>90.95</u> ±0.19*	62.13±0.50*
+ MISDER-PT	76.82 ±0.79*	85.61 ±0.63*	88.84 ±0.80*	72.09 ±0.63*	91.09 ±0.39*	62.55 ±0.78*
Dataset: <i>GossipCop</i>						
BiGRU [5]	77.24±0.57	83.26±0.65	85.57±0.41	73.24±0.43	88.94±0.56	65.56±0.99
EANN [44]	78.52±0.69	84.66±0.43	87.36±0.51	75.47±0.51	90.00±0.30	67.05±1.20
MDFEND [30]	78.62±0.49	84.59±0.38	87.65±0.42	75.90±0.33	89.92±0.31	67.32±0.91
BERT-EMO [55]	78.84±0.37	84.65±0.50	87.57±0.57	75.60±0.39	89.92±0.41	67.75±0.50
CED [50]	78.58±0.59	84.46±0.91	87.14±0.57	73.89±1.49	89.78±0.82	67.39±1.15
DM-INTER [39]	78.52±0.57	84.48±0.73	87.20±0.66	74.95±0.63	89.90±0.44	67.47±0.74
BERT [8]	78.32±0.32	84.66±0.30	86.72±0.52	74.63±0.55	90.04±0.26	66.61±0.66
+ ENDEF [58]	79.01±0.73	84.89±0.58	86.98±0.53	75.02±0.66	90.11±0.43	67.91±1.22
+ DER [26]	78.31±0.33	84.79±0.26	86.65±0.08	74.82±0.50	90.16±0.27	66.47±0.88
+ MISDER-LSTM	79.18±0.30*	84.82±0.58	87.04±0.62	75.24±0.51*	90.20±0.35	68.32±0.75*
+ MISDER-ODE	<u>79.67</u> ±0.28*	<u>85.26</u> ±0.30*	<u>87.57</u> ±0.22*	<u>75.75</u> ±0.35*	<u>90.31</u> ±0.28	69.04 ±0.51*
+ MISDER-PT	79.98 ±0.49*	85.43 ±0.37*	87.91 ±0.46*	76.56 ±0.69*	90.83 ±0.47*	<u>68.95</u> ±0.79*

4.3.1 Varying Time Intervals. During the training process of the time series model, we partition the complete dataset \mathcal{D} into T subsets $\{\mathcal{D}^t\}_{t=1}^T$ based on the time stamps. In this section, we empirically investigate the impact of different partitioning granularities on model performance. Specifically, we explore various approaches, such as partitioning the data into subsets representing one season (three months) or one full year. To evaluate these partitioning strategies, we conduct experiments with two variants MISDER-LSTM and MISDER-ODE, which are representatives of discrete and continuous time models respectively, on two datasets *GossipCop* and *Weibo*. The experimental results are reported in Fig. 2.

The experimental results reveal a clear and consistent trend: models trained with seasonal data (i.e., data segmented into finer, more frequent time intervals) consistently outperform those trained with coarser, yearly time periods. This observation underscores the potential benefits of utilizing fine-grained temporal data to train more accurate and effective time series models. It suggests that models can capture more nuanced temporal patterns and dynamics when trained on data with higher time resolution, leading to improved performance in MD. Additionally, we observe that MISDER-LSTM is more sensitive to the length of the time interval than MISDER-ODE. This sensitivity indicates that the discrete nature of the LSTM model makes it more susceptible to variations in time

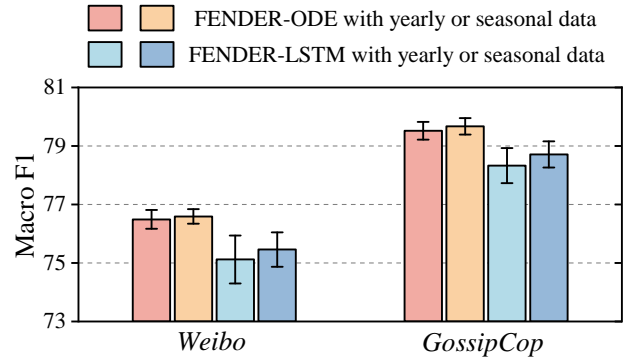
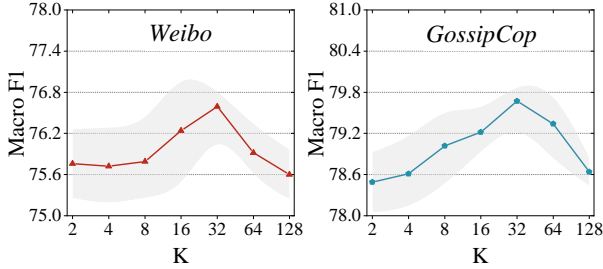


Figure 2: Sensitivity analysis of the time interval, i.e., yearly and seasonal intervals.

granularity. In contrast, MISDER-ODE, which leverages continuous dynamics equations, demonstrates greater robustness to changes in input data. The continuous-time framework of MISDER-ODE appears to better capture long-term dependencies and subtle shifts in the temporal evolution of the data, making it less sensitive to the specific choice of time intervals.

Table 5: Long-term prediction results of MISDER. \uparrow and \downarrow denotes the gap between the results compared to the 0% drop rate.

Rate	Model	Macro F1	Acc.	AUC	spAUC	F1 _{real}	F1 _{fake}	Avg. Δ
0 %	MISDER-PT	79.98	85.43	87.91	76.56	90.83	68.95	-
	MISDER-ODE	79.67	85.26	87.57	75.75	90.31	69.04	-
	MISDER-LSTM	79.18	84.82	87.04	75.24	90.20	68.32	-
10 %	MISDER-PT	79.63 \downarrow 0.35	85.37 \downarrow 0.06	87.79 \downarrow 0.12	75.72 \downarrow 0.84	90.63 \downarrow 0.20	68.63 \downarrow 0.32	-0.315
	MISDER-ODE	79.67 \downarrow 0.00	84.35 \downarrow 0.91	87.22 \downarrow 0.35	75.85 \uparrow 0.10	89.42 \downarrow 0.89	69.93 \uparrow 0.89	-0.193
	MISDER-LSTM	78.45 \downarrow 0.72	84.01 \downarrow 0.81	86.45 \downarrow 0.59	74.57 \downarrow 0.67	89.40 \downarrow 0.80	67.45 \downarrow 0.87	-0.743
30 %	MISDER-PT	79.16 \downarrow 0.82	84.59 \downarrow 0.84	87.63 \downarrow 0.28	75.62 \downarrow 0.94	89.80 \downarrow 1.03	68.51 \downarrow 0.44	-0.725
	MISDER-ODE	79.08 \downarrow 0.59	83.73 \downarrow 1.53	86.54 \downarrow 1.03	75.87 \uparrow 0.12	88.94 \downarrow 1.37	69.22 \uparrow 0.18	-0.703
	MISDER-LSTM	78.07 \downarrow 1.11	82.51 \downarrow 2.31	86.37 \downarrow 0.67	76.25 \uparrow 1.01	87.93 \downarrow 2.27	67.80 \downarrow 0.52	-0.978
50 %	MISDER-PT	78.65 \downarrow 1.33	83.95 \downarrow 1.48	86.39 \downarrow 1.52	75.65 \downarrow 0.91	89.29 \downarrow 1.54	68.02 \downarrow 0.93	-1.285
	MISDER-ODE	78.51 \downarrow 1.16	83.95 \downarrow 1.31	86.04 \downarrow 1.53	76.00 \uparrow 0.25	88.95 \downarrow 1.36	68.07 \downarrow 0.97	-1.013
	MISDER-LSTM	77.27 \downarrow 1.91	81.61 \downarrow 3.21	85.55 \downarrow 1.49	75.68 \uparrow 0.44	87.20 \downarrow 3.00	67.11 \downarrow 1.21	-1.730

**Figure 3: Sensitivity analysis of the sequence length K .**

4.3.2 Varying Sequence Length L . The length L of our designed DER is a crucial hyper-parameter in our model. In this section, we conduct a sensitivity analysis to examine the impact of this parameter on model performance. Specifically, we experiment with MISDER-ODE on two datasets, selecting values for L from the set $\{2, 4, 8, 16, 32, 64, 128\}$. The corresponding macro F1 scores for each configuration are presented in Fig. 3. Interestingly, the results reveal a clear pattern: the model consistently achieves its best performance when $L = 32$. Beyond this point, whether L increases or decreases, performance on both datasets shows a noticeable decline. We offer two main explanations for this observation. First, smaller sequence lengths (i.e., lower values of L) are insufficient for effectively capturing the complexity and evolution of the social environment over time. The social dynamics, which are central to our model, require a minimum sequence length to adequately reflect these shifts. Second, excessively large sequence lengths place a significant burden on the time series modeling process. When L becomes too large, the model struggles with increased computational complexity and potentially suffers from overfitting, as it may start to capture irrelevant noise or lose focus on key temporal patterns.

4.4 Long-term Prediction

Typically, time series models are evaluated through long-term prediction analysis, which assesses the model’s ability to make accurate predictions over an extended time span, with a significant gap between the training and test datasets. In this section, we conduct experiments on the *GossipCop* dataset to investigate the long-term prediction capabilities of the three variants of our model. To carry

Table 6: Time costs of MD models on two datasets.

Time	BERT	MISDER-LSTM	MISDER-ODE	MISDER-PT
<i>Weibo</i>	11.7	13.3 (1.13 \times)	14.5 (1.23 \times)	18.0 (1.53 \times)
<i>GossipCop</i>	12.2	14.6 (1.19 \times)	15.6 (1.27 \times)	17.9 (1.46 \times)

out this analysis, we first sort the training dataset in ascending order based on time, ensuring that the temporal order is preserved. Then, we systematically discard a portion of the data from the tail end of the dataset, simulating the scenario where future data is withheld for testing. The proportion of data to be removed, or the drop rate, is selected from the set $\{10\%, 30\%, 50\%\}$. The results are presented in Table 5, and we report the average decline (Avg. Δ) to illustrate the average decreases in performance across all metrics.

As the drop rate increases, the performance of these variants consistently declines, highlighting the challenges posed by limited training data. At a drop rate of 10%, both variants MISDER-LSTM and MISDER-ODE exhibit similar levels of performance, with no significant difference observed between them. However, as the drop rate rises to 30% or 50%, the performance of MISDER-LSTM experiences a notable and more rapid decline compared to MISDER-ODE and MISDER-PT. These findings indicate that MISDER-ODE and MISDER-PT, with their continuous dynamics equations, demonstrate superior capabilities in handling long-term predictions and exhibit greater resilience when confronted with data scarcity. The continuous nature of these models allows them to better capture and extrapolate from the available data, even when significant portions are missing. In contrast, MISDER-LSTM appears to be more susceptible to data gaps, suggesting that the discrete nature of the LSTM model constrains its ability to generalize over extended time periods. The discrete steps in the LSTM’s processing mechanism may lead to a loss of information continuity, which is crucial for maintaining accuracy in scenarios with high drop rates.

4.5 Time Cost Analysis

Compared to the process of training a standard detector, our proposed MISDER framework incorporates an additional dynamic environment learning phase, which can potentially increase computational costs. To thoroughly evaluate this aspect, we conduct a time

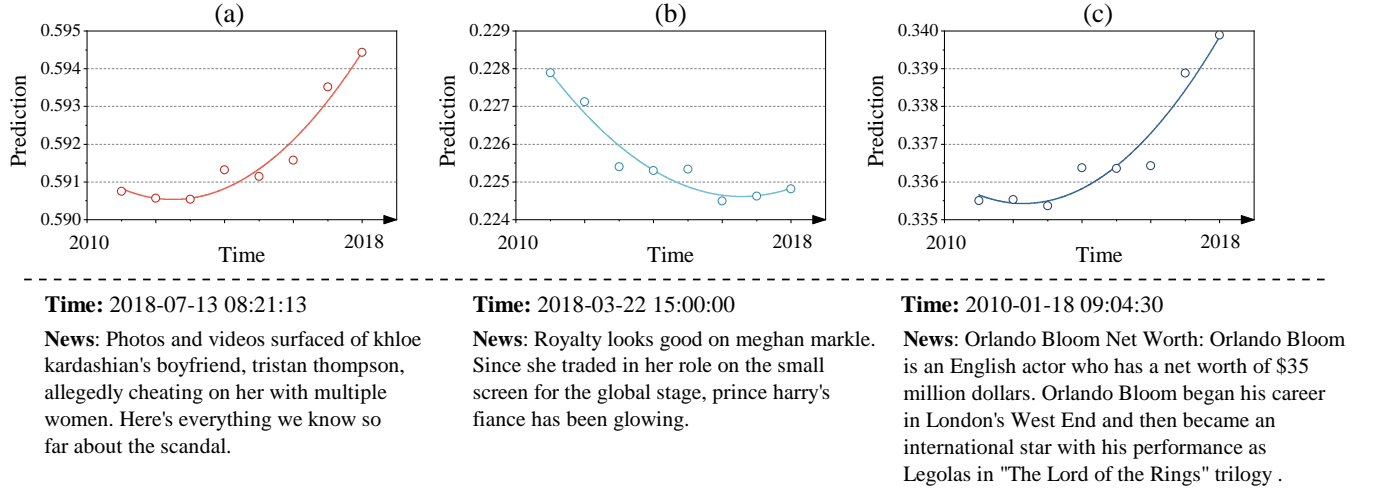


Figure 4: We illustrate three representative examples for the case study of the MISDER-ODE variant.

cost analysis in this section. Specifically, we record the runtime performance of BERT and our three variants across two datasets. The average runtimes for five experiments, each using five different random seeds, are presented in Table 6. The experimental results reveal a clear trend: as the scale of the time series model increases, the runtime of the model also progressively increases. Notably, the most complex variant MISDER-PT of our framework exhibits a runtime that is up to 1.53 times longer than that of the baseline BERT model, which is acceptable. This significant increase in computational time, however, is accompanied by a corresponding improvement in model accuracy. Specifically, the accuracy of MISDER-PT is enhanced by a factor of 1.33 compared to the baseline. This suggests that the additional time cost is justified by the substantial performance gains, making the trade-off between computational resources and model performance a reasonable one.

4.6 Case Study

During the dynamic environment learning process in our model, we focus on learning a temporal-evolving DER while keeping all other parameters fixed. This approach enables the MISDER framework to generate a distinct MD model for each time period, allowing it to adapt to the evolving nature of the social environment. To explore this inherent dynamic, we present three representative cases, shown in Fig. 4, that illustrate how the model's predictions evolve over time.

In this experiment, we provide veracity predictions for each time period and track how these predictions change as time progresses. The cases are drawn from the *GossipCop* dataset, which spans from 2000 to 2017. Specifically, cases (a) and (b) are from 2018, with their veracity labels being fake and real, respectively. Over time, we observe that the predictions for these cases converge more closely with the ground-truth labels, indicating that the model accurately captures the temporal dynamics and shifting social context. This behavior highlights the ability of our approach to adapt to the evolving nature of news dissemination and public opinion. In contrast, case (c) is from 2010 and has a veracity label of real. Interestingly,

the model's predictions for this case diverge significantly from the ground-truth label as time progresses. This anomaly underscores the challenges associated with long-term prediction and suggests that the social context surrounding a news piece may have shifted considerably over time, leading to a reevaluation of its veracity.

5 Conclusion and Future Works

In this paper, we focus on capturing the dynamically evolving social context, which plays a crucial role in affecting the veracities of news articles. To achieve this goal, we propose a novel temporal MD framework named MISDER. Our approach begins by employing a prompt tuning technique as the social contextual representation and pre-training the misinformation detector using the complete dataset. We then efficiently fine-tune the representation with data from each time period while keeping the other parameters frozen. Concurrently, we learn a time series model, such as an LSTM model or a continuous-time dynamics equation, using the fine-tuned representations as ground-truth labels. The ultimate aim is to predict a new representation for the future period, facilitating the detection process. Our experimental results demonstrate that MISDER outperforms state-of-the-art MD baselines across two datasets. Additionally, we conduct further experiments to investigate the continuous nature of the dynamics equation.

Limitations. To be honest, our MISDER framework does have certain limitations. One of the notable issues is the imbalanced numbers of samples in the training dataset for each time period. For instance, in the *GossipCop* dataset, we observe only 12 samples for summer in 2010, whereas there are 1,700 samples for winter in 2017. This imbalance in the data unavoidably affects the performance of the fine-tuned social contextual representations.

Acknowledgement

We acknowledge support for this project from the National Key R&D Program of China (No.2021ZD0112501, No.2021ZD0112502), the National Natural Science Foundation of China (No.62276113), and China Postdoctoral Science Foundation (No.2022M721321).

References

- [1] Tom B. Brown, Benjamin Mann, Nick Ryder, Melanie Subbiah, Jared Kaplan, Prafulla Dhariwal, Arvind Neelakantan, Pranav Shyam, Girish Sastry, Amanda Askell, et al. 2020. Language Models are Few-Shot Learners. In *Advances in Neural Information Processing Systems*.
- [2] Ching Chang, Wei-Yao Wang, Wen-Chih Peng, and Tien-Fu Chen. 2025. LLM4TS: Aligning Pre-Trained LLMs as Data-Efficient Time-Series Forecasters. *ACM Transactions on Intelligent Systems and Technology* 16, 3 (2025).
- [3] Tian Qi Chen, Yulia Rubanova, Jesse Bettencourt, and David Duvenaud. 2018. Neural Ordinary Differential Equations. In *Advances in Neural Information Processing Systems*. 6572–6583.
- [4] Yixuan Chen, Dongsheng Li, Peng Zhang, Jie Sui, Qin Lv, Tun Lu, and Li Shang. 2022. Cross-modal Ambiguity Learning for Multimodal Fake News Detection. In *The ACM Web Conference*. 2897–2905.
- [5] Kyunghyun Cho, Bart van Merriënboer, Dzmitry Bahdanau, and Yoshua Bengio. 2014. On the Properties of Neural Machine Translation: Encoder-Decoder Approaches. In *Workshop on Syntax, Semantics and Structure in Statistical Translation*. 103–111.
- [6] Yiming Cui, Wanxiang Che, Ting Liu, Bing Qin, Shijin Wang, and Guoping Hu. 2020. Revisiting Pre-Trained Models for Chinese Natural Language Processing. In *Findings of the Association for Computational Linguistics: EMNLP*. 657–668.
- [7] Jeroen De Ridder. 2021. What's so bad about misinformation? *Inquiry* (2021), 1–23.
- [8] Jacob Devlin, Ming-Wei Chang, Kenton Lee, and Kristina Toutanova. 2019. BERT: Pre-training of Deep Bidirectional Transformers for Language Understanding. In *Conference of the North American Chapter of the Association for Computational Linguistics*. 4171–4186.
- [9] Nicholas Di Fonzo, Martin J Bourgeois, Jerry Suls, Christopher Homan, Noah Stupak, Bernard P Brooks, David S Ross, and Prashant Bordia. 2013. Rumor clustering, consensus, and polarization: Dynamic social impact and self-organization of hearsay. *Journal of Experimental Social Psychology* 49, 3 (2013), 378–399.
- [10] Yaqian Dun, Kefei Tu, Chen Chen, Chunyan Hou, and Xiaojie Yuan. 2021. KAN: Knowledge-aware Attention Network for Fake News Detection. In *AAAI Conference on Artificial Intelligence*. 81–89.
- [11] Jianxi Gao, Baruch Barzel, and Albert-László Barabási. 2016. Universal Resilience Patterns in Complex Networks. *Nature* 530, 7590 (2016), 307–312.
- [12] Nate Gruver, Marc Finzi, Shikai Qiu, and Andrew Gordon Wilson. 2023. Large Language Models Are Zero-Shot Time Series Forecasters. In *Advances in Neural Information Processing Systems*.
- [13] Selin Gurgun, Deniz Cemiloglu, Emily Arden Close, Keith Phalp, Preslav Nakov, and Raian Ali. 2023. Why Do We Not Stand Up to Misinformation? Factors Influencing the Likelihood of Challenging Misinformation on Social Media and the Role of Demographics. *Technology in Society* (2023), 102444.
- [14] Kaiming He, Xiangyu Zhang, Shaoqing Ren, and Jian Sun. 2016. Deep Residual Learning for Image Recognition. In *IEEE Conference on Computer Vision and Pattern Recognition*. 770–778.
- [15] Beizhe Hu, Qiang Sheng, Juan Cao, Yuhui Shi, Yang Li, Danding Wang, and Peng Qi. 2024. Bad Actor, Good Advisor: Exploring the Role of Large Language Models in Fake News Detection. In *AAAI Conference on Artificial Intelligence*. 22105–22113.
- [16] Beizhe Hu, Qiang Sheng, Juan Cao, Yongchun Zhu, Danding Wang, Zhengjia Wang, and Zhiwei Jin. 2023. Learn over Past, Evolve for Future: Forecasting Temporal Trends for Fake News Detection. In *Annual Meeting of the Association for Computational Linguistics: Industry Track*. 116–125.
- [17] Zijie Huang, Yizhou Sun, and Wei Wang. 2023. Generalizing Graph ODE for Learning Complex System Dynamics across Environments. In *ACM SIGKDD Conference on Knowledge Discovery and Data Mining*. 798–809.
- [18] Ming Jin, Shiyu Wang, Lintao Ma, Zhixuan Chu, James Y. Zhang, Xiaoming Shi, Pin-Yu Chen, Yuxuan Liang, Yuan-Fang Li, Shirui Pan, and Qingsong Wen. 2024. Time-LLM: Time Series Forecasting by Reprogramming Large Language Models. In *International Conference on Learning Representations*.
- [19] Dhruv Khattar, Jaipal Singh Goud, Manish Gupta, and Vasudeva Varma. 2019. MVAE: Multimodal Variational Autoencoder for Fake News Detection. In *The World Wide Web Conference*. 2915–2921.
- [20] Diederik P. Kingma and Jimmy Ba. 2015. Adam: A Method for Stochastic Optimization. In *International Conference on Learning Representations*.
- [21] Thomas N. Kipf and Max Welling. 2017. Semi-Supervised Classification with Graph Convolutional Networks. In *International Conference on Learning Representations*.
- [22] Guokun Lai, Wei-Cheng Chang, Yiming Yang, and Hanxiao Liu. 2018. Modeling Long- and Short-Term Temporal Patterns with Deep Neural Networks. In *International ACM SIGIR Conference on Research & Development in Information Retrieval*. 95–104.
- [23] Brian Lester, Rami Al-Rfou, and Noah Constant. 2021. The Power of Scale for Parameter-Efficient Prompt Tuning. In *Conference on Empirical Methods in Natural Language Processing*. 3045–3059.
- [24] Ke Li, Bin Guo, Siyuan Ren, and Zhiwen Yu. 2022. AdaDeBunk: An Efficient and Reliable Deep State Space Model for Adaptive Fake News Early Detection. In *ACM International Conference on Information & Knowledge Management*. 1156–1165.
- [25] Ximing Li, Bing Wang, Yang Wang, and Meng Wang. 2024. Graph-based Text Classification by Contrastive Learning with Text-level Graph Augmentation. *ACM Transactions on Knowledge Discovery from Data* 18, 4 (2024), 77:1–77:21.
- [26] Xiang Lisa Li and Percy Liang. 2021. Prefix-Tuning: Optimizing Continuous Prompts for Generation. In *Annual Meeting of the Association for Computational Linguistics*. 4582–4597.
- [27] Hongzhan Lin, Pengyao Yi, Jing Ma, Haiyun Jiang, Ziyang Luo, Shuming Shi, and Ruifang Liu. 2023. Zero-Shot Rumor Detection with Propagation Structure via Prompt Learning. In *AAAI Conference on Artificial Intelligence*. 5213–5221.
- [28] Alex Munyole Luvembe, Weimin Li, Shaohua Li, Fangfang Liu, and Guiqiong Xu. 2023. Dual Emotion Based Fake News Detection: A Deep Attention-weight Update Approach. *Information Processing and Management* 60, 4 (2023), 103354.
- [29] Jing Ma, Wei Gao, and Kam-Fai Wong. 2018. Rumor Detection on Twitter with Tree-structured Recursive Neural Networks. In *Annual Meeting of the Association for Computational Linguistics*. 1980–1989.
- [30] Qiong Nan, Juan Cao, Yongchun Zhu, Yanyan Wang, and Jintao Li. 2021. MD-FEND: Multi-domain Fake News Detection. In *ACM International Conference on Information and Knowledge Management*. 3343–3347.
- [31] Qiong Nan, Qiang Sheng, Juan Cao, Beizhe Hu, Danding Wang, and Jintao Li. 2024. Let Silence Speak: Enhancing Fake News Detection with Generated Comments from Large Language Models. In *ACM International Conference on Information and Knowledge Management*. 1732–1742.
- [32] Colin Raffel, Noam Shazeer, Adam Roberts, Katherine Lee, Sharan Narang, Michael Matena, Yanqi Zhou, Wei Li, and Peter J. Liu. 2020. Exploring the Limits of Transfer Learning with a Unified Text-to-Text Transformer. *Journal of Machine Learning Research* 21 (2020), 140:1–140:67.
- [33] Hasim Sak, Andrew W. Senior, and Françoise Beaufays. 2014. Long Short-Term Memory Based Recurrent Neural Network Architectures for Large Vocabulary Speech Recognition. *CoRR* abs/1402.1128 (2014).
- [34] Qiang Sheng, Juan Cao, Xueyao Zhang, Rundong Li, Danding Wang, and Yongchun Zhu. 2022. Zoom Out and Observe: News Environment Perception for Fake News Detection. In *Annual Meeting of the Association for Computational Linguistics*. 4543–4556.
- [35] Kai Shu, Deepak Mahudeswaran, Suhang Wang, Dongwon Lee, and Huan Liu. 2020. FakeNewsNet: A Data Repository with News Content, Social Context, and Spatiotemporal Information for Studying Fake News on Social Media. *Big Data* 8, 3 (2020), 171–188.
- [36] Mengzhu Sun, Xi Zhang, Jiaqi Zheng, and Guixiang Ma. 2022. DDGCN: Dual Dynamic Graph Convolutional Networks for Rumor Detection on Social Media. In *AAAI Conference on Artificial Intelligence*. 4611–4619.
- [37] Ashish Vaswani, Noam Shazeer, Niki Parmar, Jakob Uszkoreit, Llion Jones, Aidan N. Gomez, Lukasz Kaiser, and Illia Polosukhin. 2017. Attention is All you Need. In *Advances in Neural Information Processing Systems*. 5998–6008.
- [38] Herun Wan, Shangbin Feng, Zhaoxuan Tan, Heng Wang, Yulia Tsvetkov, and Minnan Luo. 2024. DELL: Generating Reactions and Explanations for LLM-Based Misinformation Detection. In *Findings of the Association for Computational Linguistics, ACL*. 2637–2667.
- [39] Bing Wang, Ximing Li, Changchun Li, Bo Fu, Songwen Pei, and Shengsheng Wang. 2024. Why Misinformation is Created? Detecting them by Integrating Intent Features. In *ACM International Conference on Information and Knowledge Management*. 2304–2314.
- [40] Bing Wang, Ximing Li, Changchun Li, Shengsheng Wang, and Wanfu Gao. 2024. Escaping the Neutralization Effect of Modality Features Fusion in Multimodal Fake News Detection. *Information Fusion* 111 (2024), 102500.
- [41] Bo Wang, Jing Ma, Hongzhan Lin, Zhiwei Yang, Ruichao Yang, Yuan Tian, and Yi Chang. 2024. Explainable Fake News Detection with Large Language Model via Defense Among Competing Wisdom. In *ACM on Web Conference*. 2452–2463.
- [42] Bing Wang, Shengsheng Wang, Changchun Li, Renchu Guan, and Ximing Li. 2024. Harmfully Manipulated Images Matter in Multimodal Misinformation Detection. In *ACM International Conference on Multimedia*. 2262–2271.
- [43] Longzheng Wang, Chuang Zhang, Hongbo Xu, Yongxiu Xu, Xiaohan Xu, and Siqi Wang. 2023. Cross-modal Contrastive Learning for Multimodal Fake News Detection. In *ACM International Conference on Multimedia*. 5696–5704.
- [44] Yaqing Wang, Fenglong Ma, Zhiwei Jin, Ye Yuan, Guangxu Xun, Kishlay Jha, Lu Su, and Jing Gao. 2018. EANN: Event Adversarial Neural Networks for Multi-Modal Fake News Detection. In *ACM SIGKDD International Conference on Knowledge Discovery & Data Mining*. 849–857.
- [45] Yuxi Wang, Martin McKee, Aleksandra Torbica, and David Stuckler. 2019. Systematic Literature Review on the Spread of Health-related Misinformation on Social Media. *Social science & medicine* 240 (2019), 112552.
- [46] Zhengjia Wang, Danding Wang, Qiang Sheng, Juan Cao, Silong Su, Yifan Sun, Beizhe Hu, and Siyuan Ma. 2023. Understanding News Creation Intent: Frame, Dataset, and Method. *CoRR* abs/2312.16490 (2023).
- [47] Gerhard Wanner and Ernst Hairer. 1996. *Solving Ordinary Differential Equations II*. Vol. 375.

- [48] Hao Wu, Huiyuan Wang, Kun Wang, Weiyan Wang, Changan Ye, Yangyu Tao, Chong Chen, Xian-Sheng Hua, and Xiao Luo. 2024. Prometheus: Out-of-distribution Fluid Dynamics Modeling with Disentangled Graph ODE. In *International Conference on Machine Learning*.
- [49] Haixu Wu, Jiehui Xu, Jianmin Wang, and Mingsheng Long. 2021. Autoformer: Decomposition Transformers with Auto-Correlation for Long-Term Series Forecasting. In *Advances in Neural Information Processing Systems*. 22419–22430.
- [50] Lianwei Wu, Yuan Rao, Cong Zhang, Yongqiang Zhao, and Ambreen Nazir. 2023. Category-Controlled Encoder-Decoder for Fake News Detection. *IEEE Transactions on Knowledge and Data Engineering* 35, 2 (2023), 1242–1257.
- [51] Zonghan Wu, Shirui Pan, Guodong Long, Jing Jiang, Xiaojun Chang, and Chengqi Zhang. 2020. Connecting the Dots: Multivariate Time Series Forecasting with Graph Neural Networks. In *ACM SIGKDD Conference on Knowledge Discovery and Data Mining*. 753–763.
- [52] Qichao Ying, Xiaoxiao Hu, Yangming Zhou, Zhenxing Qian, Dan Zeng, and Shiming Ge. 2023. Bootstrapping Multi-View Representations for Fake News Detection. In *AAAI Conference on Artificial Intelligence*. 5384–5392.
- [53] Chengxi Zang and Fei Wang. 2020. Neural Dynamics on Complex Networks. In *ACM SIGKDD Conference on Knowledge Discovery and Data Mining*. 892–902.
- [54] Jiajun Zhang, Zhixun Li, Qiang Liu, Shu Wu, Zilei Wang, and Liang Wang. 2024. Evolving to the Future: Unseen Event Adaptive Fake News Detection on Social Media. In *ACM International Conference on Information and Knowledge Management*. 4273–4277.
- [55] Xueyao Zhang, Juan Cao, Xirong Li, Qiang Sheng, Lei Zhong, and Kai Shu. 2021. Mining Dual Emotion for Fake News Detection. In *The Web Conference*. 3465–3476.
- [56] Yunhao Zhang, Minghao Liu, Shengyang Zhou, and Junchi Yan. 2024. UP2ME: Univariate Pre-training to Multivariate Fine-tuning as a General-purpose Framework for Multivariate Time Series Analysis. In *International Conference on Machine Learning*.
- [57] Haoyi Zhou, Shanghang Zhang, Jieqi Peng, Shuai Zhang, Jianxin Li, Hui Xiong, and Wancai Zhang. 2021. Informer: Beyond Efficient Transformer for Long Sequence Time-Series Forecasting. In *AAAI Conference on Artificial Intelligence*. 11106–11115.
- [58] Yongchun Zhu, Qiang Sheng, Juan Cao, Shuokai Li, Danding Wang, and Fuzhen Zhuang. 2022. Generalizing to the Future: Mitigating Entity Bias in Fake News Detection. In *International ACM SIGIR Conference on Research and Development in Information Retrieval*. 2120–2125.
- [59] Yongchun Zhu, Qiang Sheng, Juan Cao, Qiong Nan, Kai Shu, Minghui Wu, Jindong Wang, and Fuzhen Zhuang. 2023. Memory-Guided Multi-View Multi-Domain Fake News Detection. *IEEE Transactions on Knowledge and Data Engineering* 35, 7 (2023), 7178–7191.
- [60] Yuhui Zuo, Wei Zhu, and Guoyong Cai. 2022. Continually Detection, Rapidly React: Unseen Rumors Detection Based on Continual Prompt-Tuning. In *International Conference on Computational Linguistics*. 3029–3041.