
CAMA: ENHANCING MATHEMATICAL REASONING IN LARGE LANGUAGE MODELS WITH CAUSAL KNOWLEDGE

Lei Zan*

Huawei Noah's Ark Lab
France
xdzanlei@gmail.com

Keli Zhang*

Huawei Noah's Ark Lab
France
zhangkeli1@huawei.com

Ruichu Cai

Guangdong University of Technology
Peng Cheng Laboratory
China
cairuichu@gmail.com

Lujia Pan

Huawei Noah's Ark Lab
China
panlujia@huawei.com

ABSTRACT

Large Language Models (LLMs) have demonstrated strong performance across a wide range of tasks, yet they still struggle with complex mathematical reasoning, a challenge fundamentally rooted in deep structural dependencies. To address this challenge, we propose **CAusal MAThematician (CAMA)**, a two-stage causal framework that equips LLMs with explicit, reusable mathematical structure. In the learning stage, CAMA first constructs the **Mathematical Causal Graph (MCG)**, a high-level representation of solution strategies, by combining LLM priors with causal discovery algorithms applied to a corpus of question-solution pairs. The resulting MCG encodes essential knowledge points and their causal dependencies. To better align the graph with downstream reasoning tasks, CAMA further refines the MCG through iterative feedback derived from a selected subset of the question-solution pairs. In the reasoning stage, given a new question, CAMA dynamically extracts a task-relevant subgraph from the MCG, conditioned on both the question content and the LLM's intermediate reasoning trace. This subgraph, which encodes the most pertinent knowledge points and their causal dependencies, is then injected back into the LLM to guide its reasoning process. Empirical results on real-world datasets show that CAMA significantly improves LLM performance on challenging mathematical problems. Furthermore, our experiments demonstrate that structured guidance consistently outperforms unstructured alternatives, and that incorporating asymmetric causal relationships yields greater improvements than using symmetric associations alone.

Keywords Large language model · Causal graph model · Mathematical reasoning

1 Introduction

Large Language Models (LLMs), such as the GPT series [1], DeepSeek series [2, 3], and Pangu series [4, 5], have achieved remarkable advances across a wide spectrum of language tasks, including question answering, code synthesis, and information retrieval [6, 7, 8].

Despite these advances, LLMs still struggle with challenging mathematical problems [9], where solutions require formal rigor, symbolic manipulation, and multi-step deduction [10]. This limitation can be attributed primarily to two key challenges. First, the inherent architectural constraints of transformers impose a fixed depth on reasoning, limiting the model's ability to carry out deep and interdependent logical inferences [11, 12]. Second, LLMs primarily rely on statistical pattern recognition, making them sensitive to minor changes in problem phrasing and prone to brittle or inconsistent outputs [13, 14].

*These authors contributed equally to this work.

To address these challenges, we advocate for a shift from purely data-driven prediction toward structured reasoning guidance. Drawing inspiration from the dictum “teach a person to fish, rather than give a fish,” we argue that equipping a model with explicit, reusable problem-solving strategies is an efficient way to strengthen its reasoning abilities. To this end, we formalize such strategies as a **Mathematical Causal Graph (MCG)**: a directed acyclic graph, each node is a knowledge point (*e.g.*, *Area of a circle*) and each edge encodes a causal dependency (*e.g.*, computing *Volume of a cylinder* first requires the circle’s area). The MCG stores information that is generally applicable across contexts, and the edge direction specifies the order of reasoning, which is especially valuable when the required chain of knowledge spans many steps. Integrating such a graph into the prompt helps decompose complex problems into coherent subtasks, reduce reliance on implicit reasoning, and increase intermediate accuracy, while curbing hallucinations and redundancy.

Building on these insights, we present **CAusal MAThematician (CAMA)**, a plug-and-play framework that integrates causal discovery with LLMs to construct and exploit MCGs. CAMA operates in two stages: (1) in the learning stage, CAMA parses LLM-generated chain-of-thought solutions to extract underlying knowledge points, then infers the causal dependencies among them. The graph is subsequently refined via feedback from the model’s own question-answering accuracy. (2) In the reasoning stage, CAMA feeds this structured information back into the LLM via natural-language prompts boosts problem-solving performance, without the need for any parameter updates, such as supervised fine-tuning, making it lightweight and adaptable.

Our main contributions are as follows:

- We propose the **Mathematical Causal Graph (MCG)**, a reusable, high-level representation that captures the causal structure of mathematical solution strategies.
- We develop **CAMA**, a lightweight and plug-and-play framework that combines LLMs with causal discovery to automatically derive and utilize MCGs for reasoning-enhanced problem solving.
- We empirically demonstrate that CAMA outperforms standard prompting methods on real-world datasets. In particular, structured, directed guidance via MCGs leads to more reliable and accurate solutions than unstructured or symmetric alternatives.

2 Related work

2.1 Causal discovery

Identifying causal relationships is a fundamental problem across many empirical sciences. Traditionally, such relationships are inferred through interventions or randomized controlled experiments. However, these approaches are often costly, time-consuming, or even infeasible in practice. As an alternative, causal discovery algorithms aim to infer a causal graph, such as a directed acyclic graph (DAG), from passively collected observational data that are typically easier to obtain. A wide range of causal discovery methods have been developed, falling into several main categories: constraint-based methods (*e.g.*, PC, FCI) [15, 16], which rely on conditional independence tests; noise-based methods (*e.g.*, LiNGAM) [17, 18], which exploit asymmetric patterns of noise in the data; score-based methods (*e.g.*, GES) [19], which search for high-scoring graph structures; and optimization-based methods (*e.g.*, NOTEARS) [20], which frame DAG learning as a continuous optimization problem. For a comprehensive review of these methods, please refer to these surveys [21, 22]. In addition, several practical Python libraries have emerged to support causal discovery [23, 24]. Despite their theoretical appeal, practitioners should remain mindful that each method’s assumptions may not always hold in complex environments [25]. For example, the PC algorithm [15] assumes *faithfulness* and *causal sufficiency* [15], meaning that all statistical independencies within the observed data are encoded in the causal graph and there are no unobserved hidden common causes. Moreover, some methods, such as PC and GES, typically recover only a Markov equivalence class (MEC) of DAGs, which includes all graphs that encode the same set of conditional independencies. These equivalence classes are commonly represented by a completed partially directed acyclic graph (CPDAG) [26].

Recently, the rapid advancement of LLMs and the availability of vast amounts of unstructured data, particularly text, have drawn significant attention to leveraging LLMs to extract causal concepts and identify the relationships among them [27, 28, 29].

2.2 Reinforcing mathematical reasoning ability of LLMs

Improving the mathematical reasoning ability of LLMs has recently attracted significant attention, with advancements emerging from both pre-training and post-training strategies. Math-specific pre-trained models such as Llemma [30], DeepSeekMath [31], InternLM-Math [32], and Qwen2-Math [33] enhance performance by training on curated, math-rich corpora. These models benefit from data sourced from scientific texts, programming content, and formal mathematical

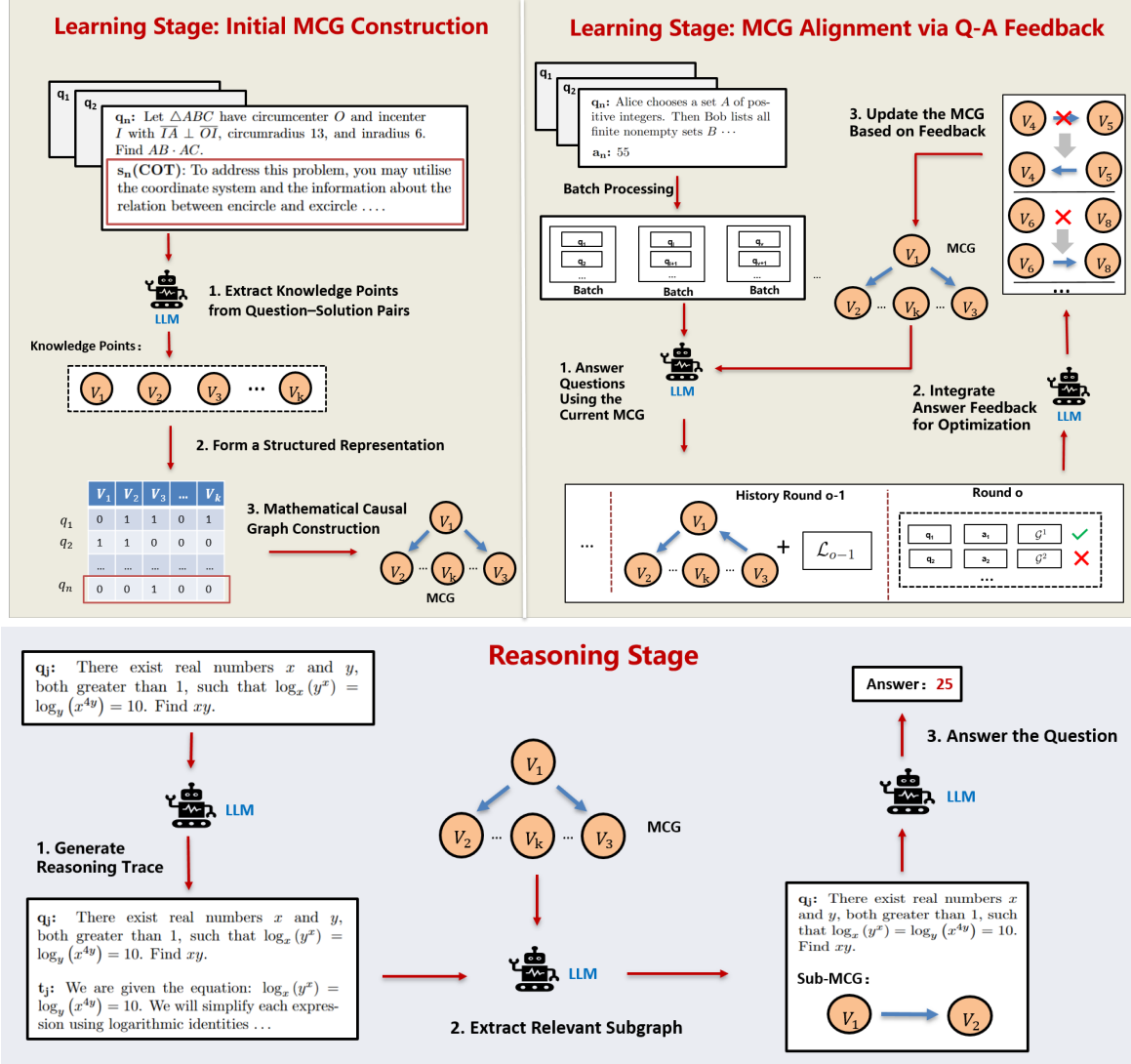


Figure 1: The CAMA framework consists of two stages: learning and reasoning. In the learning stage, (1) CAMA constructs an initial Mathematical Causal Graph (MCG) from question-solution pairs by combining LLM outputs with classical causal discovery methods to identify key knowledge points and their causal dependencies; (2) the MCG is then refined using feedback from the LLM’s answers to better align with the downstream reasoning task. In the reasoning stage, the optimized MCG is used to solve new questions through a three-step process: generating a reasoning trace, extracting a relevant subgraph, and guiding the LLM to produce the final answer.

proofs, enabling them to develop a deeper domain understanding. In addition, post-training techniques further refine reasoning through supervised fine-tuning on specialized datasets. Program-of-Thought (PoT) [34], evol-Instruct [35], and Tool-Integrated Reasoning (TIR) [36] are representative approaches that teach models to solve problems step-by-step, often by generating executable code or integrating external tools such as Python for reliable calculations. Models such as WizardMath [35] and MetaMath [37] exemplify how instruction tuning and reasoning format alignment significantly improve math benchmark performance. Beyond supervised learning, preference-based methods like Step-DPO [38] and online RLHF [29] focus on optimizing the reasoning process itself by learning from step-level feedback. These strategies train models to prefer correct intermediate steps, rather than only focusing on final answers, resulting in more robust and interpretable solutions. While these efforts have led to substantial improvements, they primarily rely on statistical learning or preference signals.

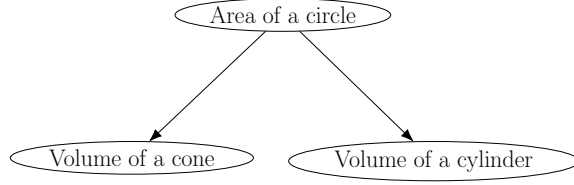


Figure 2: An example of a Mathematical Causal Graph (MCG) is shown, illustrating three knowledge points: *Area of a circle*, *Volume of a cylinder*, and *Volume of a cone*. The edges indicate that understanding the *Area of a circle* is required to compute both the *Volume of a cylinder* and the *Volume of a cone*.

3 The CAMA Framework

3.1 Problem Setup

Dataset Description We are given a dataset $\mathbf{D} = \{(q_i, s_i, a_i)\}_{i=1}^n$ of n independently drawn triples from the product space $\mathbf{Q} \times \mathbf{S} \times \mathbf{A}$, where $q_i \in \mathbf{Q}$ is an unstructured question, $s_i \in \mathbf{S}$ is the corresponding detailed solution, and $a_i \in \mathbf{A}$ is the ground-truth answer (integer or symbolic).

Learning Objective The goal of CAMA is to learn a mapping

$$f : (\mathbf{Q} \times \mathbf{S} \times \mathbf{A})^n \rightarrow \mathbf{G}, \quad f(\{(q_i, s_i, a_i)\}_{i=1}^n) = \mathcal{G}.$$

However, most existing mathematical datasets do not provide detailed solution steps. To address this limitation, we leverage an LLM to generate a chain-of-thought solution s_i for each question q_i , thereby constructing the solution set $\{s_i\}_{i=1}^n$.

We denote the Mathematical Causal Graph (MCG) as $\mathcal{G} = (\mathbf{V}, \mathbf{E}) \in \mathbf{G}$, with its components described in detail in the following section. In this graph, $\mathbf{V} = \{V_1, \dots, V_k\}$ is the set of k nodes, each corresponding to a distinct mathematical knowledge point (e.g., *Volume of a cylinder*, *Area of a circle*), and \mathbf{E} is the set of edges capturing the causal relationships among these knowledge points.

To construct \mathcal{G} , we first learn an intermediate mapping

$$h : (\mathbf{Q} \times \mathbf{S})^n \rightarrow \{0, 1\}^{n \times k}, \quad h(\{(q_i, s_i)\}_{i=1}^n) = \mathbf{Z},$$

where $\mathbf{Z} \in \{0, 1\}^{n \times k}$. Each row corresponds to a question–solution pair, and each column to a knowledge point. The element $Z_{i,j} \in \{0, 1\}$ indicates whether knowledge point V_j is required to solve question q_i : $Z_{i,j} = 1$ if the knowledge point V_j is necessary for solving question q_i ; otherwise $Z_{i,j} = 0$. In practice, \mathbf{Z} is obtained through a multi-step pipeline consisting of knowledge point extraction, deduplication, and parsing (via the function $l(\cdot)$ defined later). Thus the mapping $h(\cdot)$ should be regarded as a composite procedure rather than a separate model. To extract and formalize the set of knowledge points $\mathbf{V} = \{V_1, \dots, V_k\}$ from the input pairs $\{(q_i, s_i)\}_{i=1}^n$, we leverage the language understanding and domain knowledge capabilities of the LLM. Once the binary matrix \mathbf{Z} is obtained, a causal discovery algorithm (denoted by CD) is applied to infer the structure of the graph. This graph is then iteratively refined using feedback from a selected subset of question–answer pairs, allowing it to better align with downstream reasoning tasks.

Mathematical Causal Graph (MCG) We represent high-level solution strategies for mathematical problems using a Mathematical Causal Graph (MCG), denoted as $\mathcal{G} = (\mathbf{V}, \mathbf{E})$. In this graph, nodes correspond to relevant theorems or definitions, while edges capture causal relationships and the potential order in which these knowledge points are applied during problem solving. For simplicity and without loss of generality, we assume that the MCG is a directed acyclic graph. Figure 2 illustrates an example MCG with three knowledge points: *Area of a circle*, *Volume of a cylinder*, and *Volume of a cone*. A directed edge from *Area of a circle* to *Volume of a cylinder* (and similarly to *Volume of a cone*) indicates that computing the area of the circle is a prerequisite for determining the cylinder’s volume. More generally, each edge represents a possible (though not necessarily unique) reasoning path.

Mathematical Dataset Construction To construct the Mathematical Causal Graph (MCG), it is crucial to curate the dataset $\mathbf{D} = \{(q_i, s_i, a_i)\}_{i=1}^n$. We begin with a readily available dataset $\mathbf{QA} = \{(q_i, a_i)\}_{i=1}^n$. For each question q_i , we employ an LLM (denoted \mathcal{LLM}) together with a prompt template p_g (see Appendix E for details on this and other templates) to generate a detailed chain-of-thought solution s_i and a predicted answer \hat{a}_i :

$$s_i, \hat{a}_i = \mathcal{LLM}(q_i, p_g).$$

The solution s_i is retained and paired with q_i only if the predicted answer matches the ground truth, *i.e.*, $\hat{a}_i = a_i$. By concatenating each retained solution with its corresponding question, we obtain the set of question–solution pairs $\mathbf{QS} = \{(q_i, s_i)\}_{i=1}^n$.

3.2 Overview of the CAMA Framework

This section introduces the two-stage CAMA framework, illustrated in Figure 1, comprising a learning stage and a reasoning stage. In the learning stage, CAMA first builds an initial Mathematical Causal Graph (MCG) from a set of question–solution pairs and then refines it using feedback from a downstream reasoning task. In the reasoning stage, a new question is solved in three sequential steps guided by the MCG, ultimately producing the final answer.

3.3 Learning Stage

The learning stage of the CAMA framework consists of two key components: (1) constructing an initial Mathematical Causal Graph (MCG) from question–solution pairs, and (2) refining the graph by aligning it with the reasoning task through LLM-based feedback. The corresponding pseudocode is provided in Appendix A.1.

3.3.1 Initial MCG Construction

This step involves three main sub-tasks: extracting knowledge points from question–solution pairs, forming a structured representation, and applying causal discovery to infer the initial MCG. The input consists of n pairs: $\mathbf{QS} = \{(q_i, s_i)\}_{i=1}^n$. For each pair (q_i, s_i) , \mathcal{LLM} is prompted with p_p to extract up to λ relevant knowledge points:

$$\mathbf{V}^i = \mathcal{LLM}(q_i, s_i, \lambda, p_p).$$

Each knowledge point $V_j^i \in \mathbf{V}^i$ is a tuple: $V_j^i = (V_{j,\text{key}}^i, V_{j,\text{des}}^i)$, where $V_{j,\text{key}}^i$ is a short label, and $V_{j,\text{des}}^i$ is a detailed description. The parameter λ controls the granularity of extracted knowledge points: smaller λ leads the LLM to produce broader, more general knowledge points, while larger λ allows for more specific and detailed extractions tailored to each question–solution pair. Given the sensitivity of LLMs to prompt phrasing and input order [39, 40], knowledge extraction is performed independently for each question to avoid prompt interference. This results in a set of extracted knowledge points for each item in the dataset. The union of all extracted sets is:

$$\mathbf{V}' = \bigcup_{i=1}^n \mathbf{V}^i.$$

The aggregated set \mathbf{V}' may contain redundant or semantically overlapping entries. To address this, we employ another \mathcal{LLM} with prompt template p_r to identify and remove redundant knowledge points:

$$\mathbf{V}, \mathbf{O} = \mathcal{LLM}(\mathbf{V}', p_r),$$

where \mathbf{V} is the deduplicated set, and each pair $(V_i, V_j) \in \mathbf{O}$ indicates that V_j , an element in $\mathbf{V}' \setminus \mathbf{V}$, can be replaced by $V_i \in \mathbf{V}$. Finally, we reconstruct the structured representation \mathbf{Z} by parsing the original extracted sets $\{\mathbf{V}^1, \dots, \mathbf{V}^n\}$ with \mathbf{V} using the replacement mapping \mathbf{O} . Specifically, each row of \mathbf{Z} corresponds to a question–solution pair (q_i, s_i) , and each column represents a knowledge point in \mathbf{V} . A column is set to 1 if the corresponding knowledge point either appears in \mathbf{V}^i or replaces an element of \mathbf{V}^i according to \mathbf{O} ; otherwise, it is set to 0. This parsing process is defined by the function $l(\cdot)$:

$$\mathbf{Z} = l(\{\mathbf{V}^1, \dots, \mathbf{V}^n\}, \mathbf{V}, \mathbf{O}).$$

After obtaining the binary matrix \mathbf{Z} from the question–solution pairs \mathbf{QS} , we apply a causal discovery method (CD), to infer the MCG:

$$\mathcal{G} = \text{CD}(\mathbf{Z}).$$

In our experiments, we employ the PC algorithm, which yields a completed partially directed acyclic graph (CPDAG) comprising both directed and undirected edges. The resulting edges should be viewed as dataset-level averages, links appearing in only a few instances are generally pruned. This method relies on two standard assumptions: *causal sufficiency* — no unobserved knowledge point acts as a common prerequisite for any pair in \mathbf{V} , and *faithfulness* — the inferred graph \mathcal{G} captures all dependencies among the knowledge points. Although we adopt PC here for concreteness, our framework is agnostic to the specific causal discovery method and can accommodate alternatives such as FCI, provided that their assumptions align with the data.

3.3.2 MCG Alignment via Question–Answer Feedback

To adapt the edge set \mathbf{E} of the MCG \mathcal{G} to downstream reasoning tasks, we iteratively update \mathcal{G} with feedback from \mathcal{LLM} , which generates answers conditioned on the current graph. The alignment aims to maximize \mathcal{LLM} ’s precision on a designated subset of question–answer pairs. Formally we seek

$$\mathcal{G}^* = \arg \max_{\mathcal{G}} \mathbb{E}_{(q_i, s_i, a_i) \sim \mathbf{D}^s} [\mathbf{1}_{\{\mathcal{LLM}(\mathcal{G}, q_i, p_a) = a_i\}}],$$

where $\mathbf{D}^s = \{(q_i, s_i, a_i)\}_{i=1}^m$ denotes a subset of m samples drawn from \mathbf{D} , for each question q_i the model uses \mathcal{G} through the prompt template p_a and returns

$$\hat{a}_i = \mathcal{LLM}(\mathcal{G}, q_i, p_a),$$

the indicator function $\mathbf{1}_{\{\cdot\}}$ outputs 1 when \hat{a}_i matches the ground truth a_i and 0 otherwise.

To solve this problem, we adopt a batch-based iterative optimization procedure over n_e epochs. At each optimization round o , we draw a batch of s_b samples from \mathbf{D}^s :

$$\mathbf{D}'_o = \{(q_j, s_j, a_j)\}_{j=1}^{s_b} \subset \mathbf{D}^s.$$

Instead of using the full graph \mathcal{G}_o , we extract a subgraph $\mathcal{G}_o^j \subseteq \mathcal{G}_o$ for each question q_j that includes only relevant knowledge points. To do this, we first ask the \mathcal{LLM} using prompt template p_t to analyze the question and produce a candidate chain-of-thought solution:

$$t_j = \mathcal{LLM}(q_j, p_t).$$

We then use the generated reasoning trace t_j along with q_j and the full graph \mathcal{G}_o to generate the matched subgraph using prompt p_m :

$$\mathcal{G}_o^j = \mathcal{LLM}(\mathcal{G}_o, t_j, q_j, p_m).$$

The model is then queried as follows:

$$\hat{a}_j = \mathcal{LLM}(\mathcal{G}_o^j, q_j, p_a).$$

We record the quadruple $(q_j, s_j, \mathcal{G}_o^j, \mathbf{1}_{\{\hat{a}_j = a_j\}})$ and repeat the process for all s_b questions.

After the batch is finished, these quadruples together with an optimization history over r previous rounds:

$$\mathbf{H} = \{(\mathcal{G}_{o-1}, \mathcal{L}_{o-1}), \dots, (\mathcal{G}_{o-r}, \mathcal{L}_{o-r})\}$$

are given to the model through the update prompt p_u to obtain the next graph:

$$\mathcal{G}_{o+1} = \mathcal{LLM}(\{(q_j, s_j, \mathcal{G}_o^j, \mathbf{1}_{\{\hat{a}_j = a_j\}})\}_{j=1}^{s_b}, \mathbf{H}, p_u),$$

Edges that support correct reasoning are reinforced, whereas those linked to errors are revised. Here, \mathcal{L}_{o-1} represents the precision achieved in the previous round with graph \mathcal{G}_{o-1} :

$$\mathcal{L}_{o-1} = \frac{1}{s_b} \sum_{j=1}^{s_b} \mathbf{1}_{\{\hat{a}_j = a_j\}}.$$

At the end of each epoch, we evaluate the precision of \mathcal{G}_{o+1} over \mathbf{D}^s . After all epochs, the graph with the highest precision on \mathbf{D}^s is selected as the final optimized graph \mathcal{G}^* . To improve efficiency, the optimization process is terminated early if the graph remains unchanged for c_{stop} consecutive batches. The final graph \mathcal{G}^* is then used in the reasoning stage of the framework.

3.4 Reasoning Stage

In the reasoning stage, a new question is processed in three successive steps using the MCG \mathcal{G}^* , ultimately yielding the final answer. This procedure mirrors the alignment process used during training. The pseudocode is presented in Appendix A.2.

Generate Reasoning Trace Given a new question q_j , we first prompt \mathcal{LLM} using a template p_t to produce a candidate chain-of-thought solution:

$$t_j = \mathcal{LLM}(q_j, p_t).$$

Extract Relevant Subgraph Next, the generated reasoning trace t_j is used, along with the question q_j and the full graph \mathcal{G}^* , to extract a relevant subgraph via the prompt template p_m :

$$\mathcal{G}^j = \mathcal{LLM}(\mathcal{G}^*, t_j, q_j, p_m).$$

Answer the Question Finally, the model is prompted with the matched subgraph \mathcal{G}^j , the question q_j , and the answering prompt p_a to generate the predicted answer:

$$\hat{a}_j = \mathcal{LLM}(\mathcal{G}^j, q_j, p_a).$$

To enable effective reasoning, in practice, the subgraph \mathcal{G}^j is encoded into natural language. Each edge between knowledge points is verbalized. For instance, a directed edge from *Area of a circle* to *Volume of a cylinder* is expressed as: "*Area of a circle* is a prerequisite for *Volume of a cylinder*. If *Volume of a cylinder* is used, then *Area of a circle* could also be used." If the edge is undirected, we phrase it as: "*Area of a circle* and *Volume of a cylinder* are associated, but the direction of dependency is unclear. Either could be a prerequisite for the other." This verbalization follows directly from the way we build the structured matrix \mathbf{Z} . For each question–solution pair, a knowledge point’s presence is encoded as 1 and its absence as 0. A directed edge from one knowledge point to another therefore means the source point always appears whenever the target does, allowing us to interpret the source as a prerequisite for the target.

4 Experiments

To assess the effectiveness of CAMA in enhancing the LLM’s mathematical reasoning, we conduct the following experiments.

Datasets We evaluate our framework on three mathematical benchmarks: the AIME dataset, Omni-MATH [41], and OlympiadBench [42]. The American Invitational Mathematics Examination (AIME) is a high-level competition for high school students, with 30 questions per year spanning four categories: algebra, geometry, number theory, and combinatorics. Omni-MATH is a recent Olympiad-style benchmark containing 4,428 problems across nine subdomains. For our experiments, we use a 200-question subset, referred to as Omni-MATH-200, which focuses on the same four categories. OlympiadBench includes 8,476 international Olympiad problems. We evaluate on a filtered subset of 674 English, non-proof questions, called OlympiadBench-674, which is also grouped into the same four categories. The distribution of questions in these datasets is shown in Appendix C.1.

Evaluation Setup and Compared Methods We adopt DeepSeek-V3-0324 [2] as our base LLM by using the API, denoted as **DSV3**, and generate outputs with a temperature of 0.6, following earlier work [3]. The version enhanced with our proposed CAMA framework is denoted **CAMA**. Alignment is performed using the same data as the training set. Unless otherwise specified, we set the knowledge point granularity to $\lambda = 3$, batch size to $s_b = 5$, number of epochs to $n_e = 10$, history length to $r = 7$, and early stopping threshold to $c_{stop} = 3$. We also evaluate two ablated variants: **CAMA w/o Alignment**, which excludes the alignment stage, and **CAMA w/o Directed Edge**, in which all directed edges in the Mathematical Causal Graph (MCG) are replaced with undirected edges. For comparison, we include two baselines based on the chain-of-thought prompting [43]: **COT-ZeroShot**, which uses no examples, and **COT-FewShot**, which uses the full AIME2023 dataset along with detailed solutions as in-context examples (due to input token length limitations, AIME2022 questions are excluded). To construct the Mathematical Causal Graph (MCG), we use the PC algorithm from the gCastle library [23], combined with the G-squared test, and all other parameters are kept at their default values.

Evaluation Metric Model performance is evaluated with the Pass@1 metric, defined as the fraction of test questions answered correctly on the first attempt. A prediction is considered correct if it exactly matches or is mathematically equivalent to the ground truth. Formally, given a test set $\mathbf{Q} = \{q_1, \dots, q_n\}$, let \hat{a}_i be the model’s answer and a_i the ground truth for q_i . An indicator function $\text{judge}(\hat{a}_i, a_i)$ returns 1 if the answer is correct, and 0 otherwise, yielding $\text{Pass@1} = \frac{1}{n} \sum_{i=1}^n \text{judge}(\hat{a}_i, a_i)$.

Experimental Setup To construct the MCG, we use a training set of 60 questions sourced from the AIME 2022 and AIME 2023 competitions, with 30 questions from each session. The resulting graph learned by **CAMA** is visualized in Appendix B. We prompt DeepSeek-R1 [3] to produce detailed chain-of-thought solutions for each question. Model performance is then evaluated on four test sets: AIME 2024, AIME 2025, Omni-MATH-200, and OlympiadBench-674. Both AIME2024 and AIME2025 consist of 30 questions each. Given that answers in the AIME datasets are purely numeric, correctness is evaluated using a strict equality check: $\text{judge}(\hat{a}_i, a_i) = 1$ if and only if $\hat{a}_i = a_i$. For Omni-MATH-200 and OlympiadBench-674, where answers may include symbolic expressions, we employ Omni-Judge [41], an evaluator built on LLaMA-3.1-8B-Instruct, to assess correctness.

Results Table 1 presents the Pass@1 scores of each method across four benchmark datasets, with each result averaged over three repetitions. **CAMA** leads on AIME2024, AIME2025, and Omni-MATH-200, whereas **COT-ZeroShot** outperforms it on OlympiadBench-674. The performance comparisons across model variants highlight several key

Method	AIME2024 Pass@1(↑)	AIME2025 Pass@1(↑)	Omni-MATH-200 Pass@1(↑)	OlympiadBench-674 Pass@1(↑)
COT-ZeroShot	42.2%	35.6%	42.2%	67.2%
COT-FewShot	43.3%	31.0%	41.0%	65.1%
DSV3	39.2%	28.8%	42.0%	65.0%
CAMA w/o Directed Edge	43.3%	33.3%	43.7%	65.0%
CAMA w/o Alignment	47.8%	38.9%	43.0%	66.8%
CAMA	50.0%	38.9%	45.0%	66.0%

Table 1: This table presents the Pass@1 scores of each method across four datasets. Each value is averaged over three repetitions. The dataset Omni-MATH-200 is a subset of 200 questions from Omni-MATH covering only the four specified categories. Similarly, a subset of OlympiadBench containing 674 English, non-proof mathematical questions is used, referred to as OlympiadBench-674 for this evaluation. Bold values indicate the better results in each column.

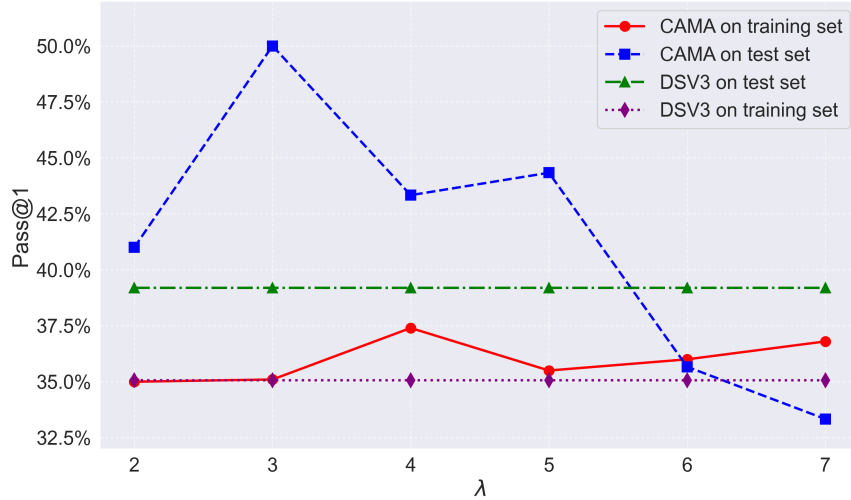


Figure 3: This figure shows the Pass@1 scores of **CAMA** using Mathematical Causal Graphs (MCGs) built with different knowledge point granularities, controlled by the parameter λ (ranging from 2 to 7). Each λ produces a distinct MCG from the AIME2022 and AIME2023 training data, and results are averaged over three repetitions. Performance is reported on both the training set (AIME2022 and AIME2023) and the test set (AIME2024). For reference, baseline scores of **DSV3** are shown with purple diamonds for the training sets and a green triangle for the test set.

findings. First, **CAMA** consistently outperforms **COT-FewShot**, indicating that structured information encoded in the Mathematical Causal Graph (MCG) is more effective for enhancing mathematical reasoning than raw text prompting. Second, the comparison between **CAMA** and **CAMA w/o Directed Edge** demonstrates the importance of asymmetric (directed) relations in the MCG over purely symmetric ones, confirming the value of capturing causal directionality. Third, the comparison with **CAMA w/o Alignment** underscores the benefit of the alignment step in refining the graph and adapting it more closely to the LLM’s reasoning needs. Finally, the relatively moderate performance of **CAMA** on OlympiadBench-674 can be partially attributed to limited coverage of the benchmark’s knowledge components in the MCG. This limitation can be eased by adopting a coarser knowledge point granularity: with $\lambda = 2$, **CAMA** attains a Pass@1 score of 67%, nearly matching the 67.2% achieved by the **COT-ZeroShot**. A detailed analysis appears in Appendix C.2.

Impact of Knowledge Point Granularity λ In this part, we investigate how the granularity of knowledge points, controlled by λ , influences the performance of **CAMA**. For this experiment, we use AIME2022 and AIME2023 as the training set and AIME2024 as the test set. The value of λ is varied from 2 to 7 in increments of 1. For each setting, an MCG is constructed from the training data and then reused to answer both training and test questions. Figure 3 reports the Pass@1 scores of **CAMA** on both sets, with each result averaged over three repetitions. The results reveal an interesting finding: as λ increases, performance improves on the training set but declines on the test set. This suggests a trade-off between generalization and specificity of the extracted knowledge points. When λ is small, the extracted knowledge points are coarser and more broadly applicable across datasets. In contrast, larger λ values lead to

finer-grained, more detailed knowledge that better fits the training questions but may overfit, reducing robustness on unseen problems. Notably, the λ that maximizes training performance is not necessarily optimal for the test set.

Case Study We focus here on Problem 14 from Exam II of the AIME2024, which states:

Let $b \geq 2$ be an integer. Call a positive integer n *b-eautiful* if it has exactly two digits when expressed in base b , and these two digits sum to \sqrt{n} . For example, 81 is 13-eautiful because $81 = \underline{63}_{13}$ and $6 + 3 = \sqrt{81}$. Find the least integer $b \geq 2$ for which there are more than ten *b-eautiful* integers.

The reasoning trace produced by **DSV3** matches two knowledge points in the MCG: *Modular arithmetic for integer solutions* and *Quadratic polynomial systems*, with the former serving as a prerequisite for the latter. This dependency plays an important role in guiding **DSV3**’s problem-solving approach. **DSV3** first represents the two-digit number in base b as $a_1 \cdot b + a_0$, where $1 \leq a_1 \leq b - 1$ and $0 \leq a_0 \leq b - 1$, and imposes the constraint $(a_1 + a_0)^2 = a_1 \cdot b + a_0$. Leveraging *Modular arithmetic for integer solutions*, **DSV3** introduces $s = a_1 + a_0$, leading to the equation $a_1 = \frac{s(s-1)}{b-1}$. Since s and $s - 1$ are consecutive integers and hence coprime, this implies that the denominator $b - 1$ should factor into a coprime pair (d, e) such that $s \equiv 0 \pmod{d}$ and $s - 1 \equiv 0 \pmod{e}$. Subsequently, within the framework of *Quadratic polynomial systems*, **DSV3** invokes the Chinese Remainder Theorem, **DSV3** deduces that each coprime pair (d, e) yields a distinct solution for s that repeats every $b - 1$ values. Since the number of such coprime factorizations (d, e) is 2^γ , where γ is the number of distinct prime factors of $b - 1$, **DSV3** continues with additional derivations and ultimately returns the correct solution 211. The prompt is provided in Appendix D. However, without the incorporation of this prior knowledge, **DSV3** does not apply modular arithmetic and the Chinese Remainder Theorem, but instead resorts to an exhaustive brute-force search over possible digit pairs and ultimately returns an incorrect answer. Moreover, modular operations are generally essential for solving constrained quadratic polynomial functions, highlighting their broader relevance beyond this specific context.

5 Conclusions

In this paper, we present the Mathematical Causal Graph (MCG) as a high-level representation of reusable solution strategies for mathematical problems and introduce CAusal MAThematician (CAMA), a plug-and-play framework that learns and exploits these graphs. CAMA extracts knowledge points from chain-of-thought solutions generated by a large language model, infers the causal relations among them, and refines the resulting graph with feedback from its own question-answering accuracy. Experiments on real-world benchmarks show that incorporating structured guidance consistently outperforms unstructured alternatives, and that incorporating asymmetric causal relationships yields greater improvements than relying on symmetric associations alone.

Although our proposed framework shows significant improvement, it still has some limitations. CAMA’s effectiveness depends on the granularity parameter λ , which controls how knowledge points are extracted. The optimal value of λ on training data may not transfer well to unseen benchmarks, posing challenges for practical deployment. Future work could explore strategies for automatically selecting an appropriate λ for new tasks, potentially with assistance from the LLM itself. Finally, the MCG remains static during reasoning stage. Enabling CAMA to dynamically update the graph while answering questions, particularly by adding novel knowledge points not observed during training, could improve both its coverage and robustness.

References

- [1] OpenAI, Josh Achiam, Steven Adler, Sandhini Agarwal, Lama Ahmad, Ilge Akkaya, Florencia Leoni Aleman, Diogo Almeida, Janko Altschmidt, Sam Altman, Shyamal Anadkat, Red Avila, Igor Babuschkin, Suchir Balaji, Valerie Balcom, Paul Baltescu, Haiming Bao, Mohammad Bavarian, Jeff Belgum, Irwan Bello, Jake Berdine, Gabriel Bernadett-Shapiro, Christopher Berner, Lenny Bogdonoff, Oleg Boiko, Madelaine Boyd, Anna-Luisa Brakman, Greg Brockman, Tim Brooks, Miles Brundage, Kevin Button, Trevor Cai, Rosie Campbell, Andrew Cann, Brittany Carey, Chelsea Carlson, Rory Carmichael, Brooke Chan, Che Chang, Fotis Chantzis, Derek Chen, Sully Chen, Ruby Chen, Jason Chen, Mark Chen, Ben Chess, Chester Cho, Casey Chu, Hyung Won Chung, Dave Cummings, Jeremiah Currier, Yunxing Dai, Cory Decareaux, Thomas Degry, Noah Deutsch, Damien Deville, Arka Dhar, David Dohan, Steve Dowling, Sheila Dunning, Adrien Ecoffet, Atty Eleti, Tyna Eloundou, David Farhi, Liam Fedus, Niko Felix, Simón Posada Fishman, Juston Forte, Isabella Fulford, Leo Gao, Elie Georges, Christian Gibson, Vik Goel, Tarun Gogineni, Gabriel Goh, Rapha Gontijo-Lopes, Jonathan Gordon, Morgan Grafstein, Scott Gray, Ryan Greene, Joshua Gross, Shixiang Shane Gu, Yufei Guo, Chris Hallacy, Jesse Han, Jeff Harris, Yuchen He, Mike Heaton, Johannes Heidecke, Chris Hesse, Alan Hickey, Wade Hickey, Peter Hoeschele, Brandon

- Houghton, Kenny Hsu, Shengli Hu, Xin Hu, Joost Huizinga, Shantanu Jain, Shawn Jain, Joanne Jang, Angela Jiang, Roger Jiang, Haozhun Jin, Denny Jin, Shino Jomoto, Billie Jonn, Heewoo Jun, Tomer Kaftan, Łukasz Kaiser, Ali Kamali, Ingmar Kanitscheider, Nitish Shirish Keskar, Tabarak Khan, Logan Kilpatrick, Jong Wook Kim, Christina Kim, Yongjik Kim, Jan Hendrik Kirchner, Jamie Kiros, Matt Knight, Daniel Kokotajlo, Łukasz Kondraciuk, Andrew Kondrich, Aris Konstantinidis, Kyle Kosic, Gretchen Krueger, Vishal Kuo, Michael Lampe, Ikai Lan, Teddy Lee, Jan Leike, Jade Leung, Daniel Levy, Chak Ming Li, Rachel Lim, Molly Lin, Stephanie Lin, Mateusz Litwin, Theresa Lopez, Ryan Lowe, Patricia Lue, Anna Makanju, Kim Malfacini, Sam Manning, Todor Markov, Yaniv Markovski, Bianca Martin, Katie Mayer, Andrew Mayne, Bob McGrew, Scott Mayer McKinney, Christine McLeavey, Paul McMillan, Jake McNeil, David Medina, Aalok Mehta, Jacob Menick, Luke Metz, Andrey Mishchenko, Pamela Mishkin, Vinnie Monaco, Evan Morikawa, Daniel Mossing, Tong Mu, Mira Murati, Oleg Murk, David Mély, Ashvin Nair, Reiichiro Nakano, Rajeev Nayak, Arvind Neelakantan, Richard Ngo, Hyeonwoo Noh, Long Ouyang, Cullen O’Keefe, Jakub Pachocki, Alex Paino, Joe Palermo, Ashley Pantuliano, Giambattista Parascandolo, Joel Parish, Emy Parparita, Alex Passos, Mikhail Pavlov, Andrew Peng, Adam Perelman, Filipe de Avila Belbute Peres, Michael Petrov, Henrique Ponde de Oliveira Pinto, Michael, Pokorný, Michelle Pokrass, Vitchyr H. Pong, Tolly Powell, Alethea Power, Boris Power, Elizabeth Proehl, Raul Puri, Alec Radford, Jack Rae, Aditya Ramesh, Cameron Raymond, Francis Real, Kendra Rimbach, Carl Ross, Bob Rotsted, Henri Roussez, Nick Ryder, Mario Saltarelli, Ted Sanders, Shibani Santurkar, Girish Sastry, Heather Schmidt, David Schnurr, John Schulman, Daniel Selsam, Kyla Sheppard, Toki Sherbakov, Jessica Shieh, Sarah Shoker, Pranav Shyam, Szymon Sidor, Eric Sigler, Maddie Simens, Jordan Sitkin, Katarina Slama, Ian Sohl, Benjamin Sokolowsky, Yang Song, Natalie Staudacher, Felipe Petroski Such, Natalie Summers, Ilya Sutskever, Jie Tang, Nikolas Tezak, Madeleine B. Thompson, Phil Tillet, Amin Tootoonchian, Elizabeth Tseng, Preston Tuggle, Nick Turley, Jerry Tworek, Juan Felipe Cerón Uribe, Andrea Vallone, Arun Vijayvergiya, Chelsea Voss, Carroll Wainwright, Justin Jay Wang, Alvin Wang, Ben Wang, Jonathan Ward, Jason Wei, CJ Weinmann, Akila Welihinda, Peter Welinder, Jiayi Weng, Lilian Weng, Matt Wiethoff, Dave Willner, Clemens Winter, Samuel Wolrich, Hannah Wong, Lauren Workman, Sherwin Wu, Jeff Wu, Michael Wu, Kai Xiao, Tao Xu, Sarah Yoo, Kevin Yu, Qiming Yuan, Wojciech Zaremba, Rowan Zellers, Chong Zhang, Marvin Zhang, Shengjia Zhao, Tianhao Zheng, Juntang Zhuang, William Zhuk, and Barret Zoph. Gpt-4 technical report, 2024.
- [2] DeepSeek-AI, Aixin Liu, Bei Feng, Bing Xue, Bingxuan Wang, Bochao Wu, Chengda Lu, Chenggang Zhao, Chengqi Deng, Chenyu Zhang, Chong Ruan, Damai Dai, Daya Guo, Dejian Yang, Deli Chen, Dongjie Ji, Erhang Li, Fangyun Lin, Fucong Dai, Fuli Luo, Guangbo Hao, Guanting Chen, Guowei Li, H. Zhang, Han Bao, Hanwei Xu, Haocheng Wang, Haowei Zhang, Honghui Ding, Huajian Xin, Huazuo Gao, Hui Li, Hui Qu, J. L. Cai, Jian Liang, Jianzhong Guo, Jiaqi Ni, Jiashi Li, Jiawei Wang, Jin Chen, Jingchang Chen, Jingyang Yuan, Junjie Qiu, Junlong Li, Junxiao Song, Kai Dong, Kai Hu, Kaige Gao, Kang Guan, Kexin Huang, Kuai Yu, Lean Wang, Lecong Zhang, Lei Xu, Leyi Xia, Liang Zhao, Litong Wang, Liyue Zhang, Meng Li, Miaojuan Wang, Mingchuan Zhang, Minghua Zhang, Minghui Tang, Mingming Li, Ning Tian, Panpan Huang, Peiyi Wang, Peng Zhang, Qiancheng Wang, Qihao Zhu, Qinyu Chen, Qiushi Du, R. J. Chen, R. L. Jin, Ruiqi Ge, Ruisong Zhang, Ruizhe Pan, Runji Wang, Runxin Xu, Ruoyu Zhang, Ruyi Chen, S. S. Li, Shanghao Lu, Shangyan Zhou, Shanhua Chen, Shaoqing Wu, Shengfeng Ye, Shengfeng Ye, Shirong Ma, Shiyu Wang, Shuang Zhou, Shuiping Yu, Shunfeng Zhou, Shuting Pan, T. Wang, Tao Yun, Tian Pei, Tianyu Sun, W. L. Xiao, Wangding Zeng, Wanbiao Zhao, Wei An, Wen Liu, Wenfeng Liang, Wenjun Gao, Wenqin Yu, Wentao Zhang, X. Q. Li, Xiangyue Jin, Xianzu Wang, Xiao Bi, Xiaodong Liu, Xiaohan Wang, Xiaojin Shen, Xiaokang Chen, Xiaokang Zhang, Xiaosha Chen, Xiaotao Nie, Xiaowen Sun, Xiaoxiang Wang, Xin Cheng, Xin Liu, Xin Xie, Xingchao Liu, Xingkai Yu, Xinnan Song, Xinxia Shan, Xinyi Zhou, Xinyu Yang, Xinyuan Li, Xuecheng Su, Xuheng Lin, Y. K. Li, Y. Q. Wang, Y. X. Wei, Y. X. Zhu, Yang Zhang, Yanhong Xu, Yanhong Xu, Yanping Huang, Yao Li, Yao Zhao, Yaofeng Sun, Yaohui Li, Yaohui Wang, Yi Yu, Yi Zheng, Yichao Zhang, Yifan Shi, Yiliang Xiong, Ying He, Ying Tang, Yishi Piao, Yisong Wang, Yixuan Tan, Yiyang Ma, Yiyuan Liu, Yongqiang Guo, Yu Wu, Yuan Ou, Yuchen Zhu, Yudian Wang, Yue Gong, Yuheng Zou, Yujia He, Yukun Zha, Yunfan Xiong, Yunxian Ma, Yuting Yan, Yuxiang Luo, Yuxiang You, Yuxuan Liu, Yuyang Zhou, Z. F. Wu, Z. Z. Ren, Zehui Ren, Zhangli Sha, Zhe Fu, Zhean Xu, Zhen Huang, Zhen Zhang, Zhenda Xie, Zhengyan Zhang, Zhewen Hao, Zhibin Gou, Zhicheng Ma, Zhigang Yan, Zhihong Shao, Zhipeng Xu, Zhiyu Wu, Zhongyu Zhang, Zhuoshu Li, Zihui Gu, Zijia Zhu, Zijun Liu, Zilin Li, Ziwei Xie, Ziyang Song, Ziyi Gao, and Zizheng Pan. Deepseek-v3 technical report, 2025.
- [3] DeepSeek-AI, Daya Guo, Dejian Yang, Haowei Zhang, Junxiao Song, Ruoyu Zhang, Runxin Xu, Qihao Zhu, Shirong Ma, Peiyi Wang, Xiao Bi, Xiaokang Zhang, Xingkai Yu, Yu Wu, Z. F. Wu, Zhibin Gou, Zhihong Shao, Zhuoshu Li, Ziyi Gao, Aixin Liu, Bing Xue, Bingxuan Wang, Bochao Wu, Bei Feng, Chengda Lu, Chenggang Zhao, Chengqi Deng, Chenyu Zhang, Chong Ruan, Damai Dai, Deli Chen, Dongjie Ji, Erhang Li, Fangyun Lin, Fucong Dai, Fuli Luo, Guangbo Hao, Guanting Chen, Guowei Li, H. Zhang, Han Bao, Hanwei Xu, Haocheng Wang, Honghui Ding, Huajian Xin, Huazuo Gao, Hui Qu, Hui Li, Jianzhong Guo, Jiashi Li, Jiawei Wang, Jingchang Chen, Jingyang Yuan, Junjie Qiu, Junlong Li, J. L. Cai, Jiaqi Ni, Jian Liang, Jin Chen, Kai Dong, Kai

- Hu, Kaige Gao, Kang Guan, Kexin Huang, Kuai Yu, Lean Wang, Lecong Zhang, Liang Zhao, Litong Wang, Liyue Zhang, Lei Xu, Leyi Xia, Mingchuan Zhang, Minghua Zhang, Minghui Tang, Meng Li, Miaojun Wang, Mingming Li, Ning Tian, Panpan Huang, Peng Zhang, Qiancheng Wang, Qinyu Chen, Qiushi Du, Ruiqi Ge, Ruisong Zhang, Ruizhe Pan, Runji Wang, R. J. Chen, R. L. Jin, Ruyi Chen, Shanghao Lu, Shangyan Zhou, Shanhuang Chen, Shengfeng Ye, Shiyu Wang, Shuiping Yu, Shunfeng Zhou, Shuting Pan, S. S. Li, Shuang Zhou, Shaoqing Wu, Shengfeng Ye, Tao Yun, Tian Pei, Tianyu Sun, T. Wang, Wangding Zeng, Wanxia Zhao, Wen Liu, Wenfeng Liang, Wenjun Gao, Wenqin Yu, Wentao Zhang, W. L. Xiao, Wei An, Xiaodong Liu, Xiaohan Wang, Xiaokang Chen, Xiaotao Nie, Xin Cheng, Xin Liu, Xin Xie, Xingchao Liu, Xinyu Yang, Xinyuan Li, Xuecheng Su, Xuheng Lin, X. Q. Li, Xiangyue Jin, Xiaojin Shen, Xiaosha Chen, Xiaowen Sun, Xiaoxiang Wang, Xinnan Song, Xinyi Zhou, Xianzu Wang, Xinxia Shan, Y. K. Li, Y. Q. Wang, Y. X. Wei, Yang Zhang, Yanhong Xu, Yao Li, Yao Zhao, Yaofeng Sun, Yaohui Wang, Yi Yu, Yichao Zhang, Yifan Shi, Yiliang Xiong, Ying He, Yishi Piao, Yisong Wang, Yixuan Tan, Yiyang Ma, Yiyuan Liu, Yongqiang Guo, Yuan Ou, Yuduan Wang, Yue Gong, Yuheng Zou, Yujia He, Yunfan Xiong, Yuxiang Luo, Yuxiang You, Yuxuan Liu, Yuyang Zhou, Y. X. Zhu, Yanhong Xu, Yanping Huang, Yaohui Li, Yi Zheng, Yuchen Zhu, Yunxian Ma, Ying Tang, Yukun Zha, Yuting Yan, Z. Z. Ren, Zehui Ren, Zhangli Sha, Zhe Fu, Zhean Xu, Zhenda Xie, Zhengyan Zhang, Zhewen Hao, Zhicheng Ma, Zhigang Yan, Zhiyu Wu, Zihui Gu, Zijia Zhu, Zijun Liu, Zilin Li, Ziwei Xie, Ziyang Song, Zizheng Pan, Zhen Huang, Zhipeng Xu, Zhongyu Zhang, and Zhen Zhang. Deepseek-r1: Incentivizing reasoning capability in llms via reinforcement learning, 2025.
- [4] Yichun Yin, Wenyong Huang, Kaikai Song, Yehui Tang, Xueyu Wu, Wei Guo, Peng Guo, Yaoyuan Wang, Xiaojun Meng, Yasheng Wang, Dong Li, Can Chen, Dandan Tu, Yin Li, Fisher Yu, Ruiming Tang, Yunhe Wang, Baojun Wang, Bin Wang, Bo Wang, Boxiao Liu, Changzheng Zhang, Duyu Tang, Fei Mi, Hui Jin, Jiansheng Wei, Jiarui Qin, Jinpeng Li, Jun Zhao, Liqun Deng, Lin Li, Minghui Xu, Naifu Zhang, Nianzu Zheng, Qiang Li, Rongju Ruan, Shengjun Cheng, Tianyu Guo, Wei He, Wei Li, Weiwen Liu, Wulong Liu, Xinyi Dai, Yonghan Dong, Yu Pan, Yue Li, Yufei Wang, Yujun Li, Yunsheng Ni, Zhe Liu, Zhenhe Zhang, and Zhicheng Liu. Pangu ultra: Pushing the limits of dense large language models on ascend npus, 2025.
- [5] Yehui Tang, Yichun Yin, Yaoyuan Wang, Hang Zhou, Yu Pan, Wei Guo, Ziyang Zhang, Miao Rang, Fangcheng Liu, Naifu Zhang, Binghan Li, Yonghan Dong, Xiaojun Meng, Yasheng Wang, Dong Li, Yin Li, Dandan Tu, Can Chen, Youliang Yan, Fisher Yu, Ruiming Tang, Yunhe Wang, Botian Huang, Bo Wang, Boxiao Liu, Changzheng Zhang, Da Kuang, Fei Liu, Gang Huang, Jiansheng Wei, Jiarui Qin, Jie Ran, Jinpeng Li, Jun Zhao, Liang Dai, Lin Li, Liqun Deng, Peifeng Qin, Pengyuan Zeng, Qiang Gu, Shaohua Tang, Shengjun Cheng, Tao Gao, Tao Yu, Tianshu Li, Tianyu Bi, Wei He, Weikai Mao, Wenyong Huang, Wulong Liu, Xiabing Li, Xianzhi Yu, Xueyu Wu, Xu He, Yangkai Du, Yan Xu, Ye Tian, Yimeng Wu, Yongbing Huang, Yong Tian, Yong Zhu, Yue Li, Yufei Wang, Yuhang Gai, Yujun Li, Yu Luo, Yunsheng Ni, Yusen Sun, Zelin Chen, Zhe Liu, Zhicheng Liu, Zhipeng Tu, Zilin Ding, and Zongyuan Zhan. Pangu ultra moe: How to train your big moe on ascend npus, 2025.
- [6] Long Ouyang, Jeffrey Wu, Xu Jiang, Diogo Almeida, Carroll Wainwright, Pamela Mishkin, Chong Zhang, Sandhini Agarwal, Katarina Slama, Alex Ray, et al. Training language models to follow instructions with human feedback. *Advances in neural information processing systems*, 35:27730–27744, 2022.
- [7] Qiuhan Gu. Llm-based code generation method for golang compiler testing. In *Proceedings of the 31st ACM Joint European Software Engineering Conference and Symposium on the Foundations of Software Engineering*, pages 2201–2203, 2023.
- [8] Sunhao Dai, Chen Xu, Shicheng Xu, Liang Pang, Zhenhua Dong, and Jun Xu. Bias and unfairness in information retrieval systems: New challenges in the llm era. In *Proceedings of the 30th ACM SIGKDD Conference on Knowledge Discovery and Data Mining*, pages 6437–6447, 2024.
- [9] Vernon Toh Yan Han, Ratish Puduppully, and Nancy F Chen. Veritymath: Advancing mathematical reasoning by self-verification through unit consistency. *arXiv preprint arXiv:2311.07172*, 2023.
- [10] Karl Cobbe, Vineet Kosaraju, Mohammad Bavarian, Mark Chen, Heewoo Jun, Lukasz Kaiser, Matthias Plappert, Jerry Tworek, Jacob Hilton, Reiichiro Nakano, et al. Training verifiers to solve math word problems. *arXiv preprint arXiv:2110.14168*, 2021.
- [11] William Merrill and Ashish Sabharwal. The parallelism tradeoff: Limitations of log-precision transformers. *Transactions of the Association for Computational Linguistics*, 11:531–545, 2023.
- [12] Jingyu Liu, Jiaen Lin, and Yong Liu. How much can rag help the reasoning of llm? *arXiv preprint arXiv:2410.02338*, 2024.
- [13] Iman Mirzadeh, Keivan Alizadeh, Hooman Shahrokhi, Oncel Tuzel, Samy Bengio, and Mehrdad Farajtabar. Gsm-symbolic: Understanding the limitations of mathematical reasoning in large language models. *arXiv preprint arXiv:2410.05229*, 2024.

- [14] Bowen Jiang, Yangxinyu Xie, Zhuoqun Hao, Xiaomeng Wang, Tanwi Mallick, Weijie J Su, Camillo J Taylor, and Dan Roth. A peek into token bias: Large language models are not yet genuine reasoners. *arXiv preprint arXiv:2406.11050*, 2024.
- [15] Peter Spirtes, Clark N Glymour, and Richard Scheines. *Causation, prediction, and search*. MIT press, 2000.
- [16] Peter Spirtes, Christopher Meek, and Thomas Richardson. Causal inference in the presence of latent variables and selection bias. In *Proceedings of the Eleventh Conference on Uncertainty in Artificial Intelligence, UAI'95*, page 499–506, San Francisco, CA, USA, 1995. Morgan Kaufmann Publishers Inc.
- [17] Shohei Shimizu, Takanori Inazumi, Yasuhiro Sogawa, Aapo Hyvarinen, Yoshinobu Kawahara, Takashi Washio, Patrik O Hoyer, Kenneth Bollen, and Patrik Hoyer. Directlingam: A direct method for learning a linear non-gaussian structural equation model. *Journal of Machine Learning Research-JMLR*, 12(Apr):1225–1248, 2011.
- [18] Jonas Peters, Dominik Janzing, and Bernhard Schölkopf. *Elements of causal inference: foundations and learning algorithms*. The MIT Press, 2017.
- [19] David Maxwell Chickering. Optimal structure identification with greedy search. *Journal of machine learning research*, 3(Nov):507–554, 2002.
- [20] Xun Zheng, Bryon Aragam, Pradeep K Ravikumar, and Eric P Xing. Dags with no tears: Continuous optimization for structure learning. *Advances in neural information processing systems*, 31, 2018.
- [21] Charles K Assaad, Emilie Devijver, and Eric Gaussier. Survey and evaluation of causal discovery methods for time series. *Journal of Artificial Intelligence Research*, 73:767–819, 2022.
- [22] Clark Glymour, Kun Zhang, and Peter Spirtes. Review of causal discovery methods based on graphical models. *Frontiers in genetics*, 10:524, 2019.
- [23] Keli Zhang, Shengyu Zhu, Marcus Kalander, Ignavier Ng, Junjian Ye, Zhitang Chen, and Lujia Pan. gcastle: A python toolbox for causal discovery, 2021.
- [24] Yujia Zheng, Biwei Huang, Wei Chen, Joseph Ramsey, Mingming Gong, Ruichu Cai, Shohei Shimizu, Peter Spirtes, and Kun Zhang. Causal-learn: Causal discovery in python. *Journal of Machine Learning Research*, 25(60):1–8, 2024.
- [25] Ali Ait-Bachir, Charles K Assaad, Christophe de Bignicourt, Emilie Devijver, Simon Ferreira, Eric Gaussier, Hosein Mohanna, and Lei Zan. Case studies of causal discovery from it monitoring time series. *arXiv preprint arXiv:2307.15678*, 2023.
- [26] David Maxwell Chickering. Learning equivalence classes of bayesian-network structures. *Journal of machine learning research*, 2(Feb):445–498, 2002.
- [27] Bernhard Schölkopf, Francesco Locatello, Stefan Bauer, Nan Rosemary Ke, Nal Kalchbrenner, Anirudh Goyal, and Yoshua Bengio. Toward causal representation learning. *Proceedings of the IEEE*, 109(5):612–634, 2021.
- [28] Chenxi Liu, Yongqiang Chen, Tongliang Liu, Mingming Gong, James Cheng, Bo Han, and Kun Zhang. Discovery of the hidden world with large language models. In A. Globerson, L. Mackey, D. Belgrave, A. Fan, U. Paquet, J. Tomczak, and C. Zhang, editors, *Advances in Neural Information Processing Systems*, volume 37, pages 102307–102365. Curran Associates, Inc., 2024.
- [29] Xinyue Wang, Kun Zhou, Wenyi Wu, Har Simrat Singh, Fang Nan, Songyao Jin, Aryan Philip, Saloni Patnaik, Hou Zhu, Shivam Singh, et al. Causal-copilot: An autonomous causal analysis agent. *arXiv preprint arXiv:2504.13263*, 2025.
- [30] Zhangir Azerbayev, Hailey Schoelkopf, Keiran Paster, Marco Dos Santos, Stephen McAleer, Albert Q Jiang, Jia Deng, Stella Biderman, and Sean Welleck. Llemma: An open language model for mathematics. *arXiv preprint arXiv:2310.10631*, 2023.
- [31] Zhihong Shao, Peiyi Wang, Qihao Zhu, Runxin Xu, Junxiao Song, Xiao Bi, Haowei Zhang, Mingchuan Zhang, YK Li, Y Wu, et al. Deepseekmath: Pushing the limits of mathematical reasoning in open language models. *arXiv preprint arXiv:2402.03300*, 2024.
- [32] Huaiyuan Ying, Shuo Zhang, Linyang Li, Zhejian Zhou, Yunfan Shao, Zhaoye Fei, Yichuan Ma, Jiawei Hong, Kuikun Liu, Ziyi Wang, et al. Internlm-math: Open math large language models toward verifiable reasoning. *arXiv preprint arXiv:2402.06332*, 2024.
- [33] An Yang, Beichen Zhang, Binyuan Hui, Bofei Gao, Bowen Yu, Chengpeng Li, Dayiheng Liu, Jianhong Tu, Jingren Zhou, Junyang Lin, et al. Qwen2. 5-math technical report: Toward mathematical expert model via self-improvement. *arXiv preprint arXiv:2409.12122*, 2024.
- [34] Wenhui Chen, Xueguang Ma, Xinyi Wang, and William W Cohen. Program of thoughts prompting: Disentangling computation from reasoning for numerical reasoning tasks. *arXiv preprint arXiv:2211.12588*, 2022.

- [35] Haipeng Luo, Qingfeng Sun, Can Xu, Pu Zhao, Jianguang Lou, Chongyang Tao, Xiubo Geng, Qingwei Lin, Shifeng Chen, and Dongmei Zhang. Wizardmath: Empowering mathematical reasoning for large language models via reinforced evol-instruct. *arXiv preprint arXiv:2308.09583*, 2023.
- [36] Zhibin Gou, Zhihong Shao, Yeyun Gong, Yelong Shen, Yujiu Yang, Minlie Huang, Nan Duan, and Weizhu Chen. Tora: A tool-integrated reasoning agent for mathematical problem solving. *arXiv preprint arXiv:2309.17452*, 2023.
- [37] Longhui Yu, Weisen Jiang, Han Shi, Jincheng Yu, Zhengying Liu, Yu Zhang, James T Kwok, Zhenguo Li, Adrian Weller, and Weiyang Liu. Metamath: Bootstrap your own mathematical questions for large language models. *arXiv preprint arXiv:2309.12284*, 2023.
- [38] Xin Lai, Zhuotao Tian, Yukang Chen, Senqiao Yang, Xiangru Peng, and Jiaya Jia. Step-dpo: Step-wise preference optimization for long-chain reasoning of llms. *arXiv preprint arXiv:2406.18629*, 2024.
- [39] Amirhossein Razavi, Mina Soltangheis, Negar Arabzadeh, Sara Salamat, Morteza Zihayat, and Ebrahim Bagheri. Benchmarking prompt sensitivity in large language models. In Claudia Hauff, Craig Macdonald, Dietmar Jannach, Gabriella Kazai, Franco Maria Nardini, Fabio Pinelli, Fabrizio Silvestri, and Nicola Tonellotto, editors, *Advances in Information Retrieval*, pages 303–313, Cham, 2025. Springer Nature Switzerland.
- [40] Iman Mirzadeh, Keivan Alizadeh, Hooman Shahrokhi, Oncel Tuzel, Samy Bengio, and Mehrdad Farajtabar. Gsm-symbolic: Understanding the limitations of mathematical reasoning in large language models. In *The Thirteenth International Conference on Learning Representations (ICLR)*. OpenReview, 2025. Poster.
- [41] Bofei Gao, Feifan Song, Zhe Yang, Zefan Cai, Yibo Miao, Qingxiu Dong, Lei Li, Chenghao Ma, Liang Chen, Runxin Xu, et al. Omni-math: A universal olympiad level mathematic benchmark for large language models. *arXiv preprint arXiv:2410.07985*, 2024.
- [42] Chaoqun He, Renjie Luo, Yuzhuo Bai, Shengding Hu, Zhen Leng Thai, Junhao Shen, Jinyi Hu, Xu Han, Yujie Huang, Yuxiang Zhang, Jie Liu, Lei Qi, Zhiyuan Liu, and Maosong Sun. Olympiadbench: A challenging benchmark for promoting agi with olympiad-level bilingual multimodal scientific problems, 2024.
- [43] Jason Wei, Xuezhi Wang, Dale Schuurmans, Maarten Bosma, Fei Xia, Ed Chi, Quoc V Le, Denny Zhou, et al. Chain-of-thought prompting elicits reasoning in large language models. *Advances in neural information processing systems*, 35:24824–24837, 2022.

A Pseudocode for the CAMA Framework

A.1 Learning Stage of CAMA

Algorithm 1 The learning stage of CAMA

Input: Dataset of question–solution–answer triples $\mathbf{D} = \{(q_i, s_i, a_i)\}_{i=1}^n$; knowledge point granularity λ ; a large language model \mathcal{LLM} ; prompt templates: factor proposal p_p , redundancy removal p_r , answer generation p_a , task analysis p_t , subgraph matching p_m , and graph update p_u ; causal discovery algorithm $\text{CD}(\cdot)$; number of alignment QA samples m , batch size s_b , number of epochs n_e , history length r , and early stopping threshold c_{stop} .

Output: Optimized MCG \mathcal{G}^*

```

// Initial MCG Construction
1: for each  $(q_i, s_i)$  in  $\mathbf{D}$  do
2:    $\mathbf{V}^i \leftarrow \mathcal{LLM}(q_i, s_i, \lambda, p_p)$  // Extract up to  $\lambda$  knowledge points
3: end for
4:  $\mathbf{V}' \leftarrow \bigcup_{i=1}^n \mathbf{V}^i$  // Aggregate raw knowledge points
5:  $(\mathbf{V}, \mathbf{O}) \leftarrow \mathcal{LLM}(\mathbf{V}', p_r)$  // Deduplicate using LLM
6:  $\mathbf{Z} \leftarrow l(\{\mathbf{V}^1, \dots, \mathbf{V}^n\}, \mathbf{V}, \mathbf{O})$  // Construct binary matrix
7:  $\mathcal{G}_1 \leftarrow \text{CD}(\mathbf{Z})$  // Mathematical Causal Graph Construction

// MCG Alignment via Question–Answer Feedback
8: Sample  $\mathbf{D}^s = \{(q_i, s_i, a_i)\}_{i=1}^m \subset \mathbf{D}$ 
9: Initialize optimization history  $\mathbf{H} \leftarrow \emptyset$ 
10: Initialize round number  $o \leftarrow 1$ 
11: Initialize  $\mathcal{G}^* \leftarrow \mathcal{G}_1$ , best precision  $\mathcal{L}^* \leftarrow 0$ 
12: for  $\alpha = 1$  to  $n_e$  do
13:   for  $\beta = 1$  to  $\lceil \frac{m}{s_b} \rceil$  do
14:      $o \leftarrow (\alpha - 1) \lceil \frac{m}{s_b} \rceil + \beta$ 
15:     Sample batch  $\mathbf{D}'_o = \{(q_j, s_j, a_j)\}_{j=1}^{s_b} \subset \mathbf{D}^s$ 
16:     for each  $(q_j, a_j)$  in  $\mathbf{D}'_o$  do
17:        $t_j \leftarrow \mathcal{LLM}(q_j, p_t)$  // Generate reasoning trace
18:        $\mathcal{G}_o^j \leftarrow \mathcal{LLM}(\mathcal{G}_o, t_j, q_j, p_m)$  // Extract subgraph
19:        $\hat{a}_j \leftarrow \mathcal{LLM}(\mathcal{G}_o^j, q_j, p_a)$  // Predict answer
20:     end for
21:      $\mathcal{G}_{o+1} \leftarrow \mathcal{LLM}(\{(q_j, s_j, \mathcal{G}_o^j, \mathbf{1}_{\{\hat{a}_j=a_j\}})\}_{j=1}^{s_b}, \mathbf{H}, p_p)$  // Graph update
22:      $\mathcal{L}_o \leftarrow \frac{1}{s_b} \sum_{j=1}^{s_b} \mathbf{1}_{\{\hat{a}_j=a_j\}}$  // Compute batch precision
23:      $\mathbf{H} \leftarrow \mathbf{H} \cup \{(\mathcal{G}_o, \mathcal{L}_o)\}$  // Update optimization history
24:     if No change in  $\mathcal{G}_{o+1}$  for  $c_{\text{stop}}$  consecutive rounds then
25:       break
26:     end if
27:   end for
28:    $\mathcal{L}_{\text{full}} \leftarrow \frac{1}{m} \sum_{i=1}^m \mathbf{1}_{\{\mathcal{LLM}(\mathcal{G}_o, q_i, p_a)=a_i\}}$  // Evaluate full precision  $\mathcal{L}_{\text{full}}$  of  $\mathcal{G}_o$  on  $\mathbf{D}^s$ 
29:   if  $\mathcal{L}_{\text{full}} > \mathcal{L}^*$  then
30:      $\mathcal{G}^* \leftarrow \mathcal{G}_o$ 
31:      $\mathcal{L}^* \leftarrow \mathcal{L}_{\text{full}}$ 
32:   end if
33: end for
34: return  $\mathcal{G}^*$ 

```

A.2 Reasoning Stage of CAMA

Algorithm 2 The reasoning stage of CAMA

Input: Question q_j ; MCG \mathcal{G}^* ; a large language model \mathcal{LLM} ; prompt templates: task analysis p_t , subgraph matching p_m , answer generation p_a

Output: Predicted answer \hat{a}_j

```

// Generate Reasoning Trace
1:  $t_j \leftarrow \mathcal{LLM}(q_j, p_t)$ 
// Extract Relevant Subgraph
2:  $\mathcal{G}^j \leftarrow \mathcal{LLM}(\mathcal{G}^*, t_j, q_j, p_m)$ 
// Answer the Question
3:  $\hat{a}_j \leftarrow \mathcal{LLM}(\mathcal{G}^j, q_j, p_a)$ 
4: return  $\hat{a}_j$ 

```

B The Learned Mathematical Causal Graph

Figure 4 presents the Mathematical Causal Graph learned by CAMA from the combined AIME2022 and AIME2023 datasets with knowledge point granularity $\lambda = 3$. The graph comprises 124 nodes and 184 edges, including 129 directed edges (in blue) and 55 undirected edges (in black).

C Additional Results

C.1 Question Distribution Across Four Mathematical Datasets

Table 2 presents the distribution of questions in the four mathematical datasets AIME2024, AIME2025, Omni-MATH-200, and OlympiadBench-674 across the categories algebra (A), geometry (G), number theory (NT), and combinatorics (C).

	A	G	NT	C
AIME2024	26.7%	23.3%	26.7%	23.3%
AIME2025	26.7%	23.3%	26.7%	23.3%
Omni-MATH-200	25.0%	25.0%	25.0%	25.0%
OlympiadBench-674	39.2%	19.2%	18.8%	22.8%

Table 2: Percentage distribution of questions in four mathematical datasets across the categories algebra (A), geometry (G), number theory (NT), and combinatorics (C).

C.2 MCG Coverage Across Test Sets

Table 3 reports the extent to which the Mathematical Causal Graph (MCG) learned by CAMA contributes to answering questions across different test sets when the granularity parameter is fixed at $\lambda = 3$. For OlympiadBench-674, the MCG supports only 3% of the questions, with an average of 1 matched knowledge point per supported question. In contrast, for AIME2024, AIME2025, and Omni-MATH-200, the MCG is utilized in 100% of the questions, with an average of at least 4.3 matched knowledge points per question. These results help explain CAMA’s comparatively moderate performance on OlympiadBench-674: the learned MCG lacks sufficient coverage of the knowledge components required by OlympiadBench-674.

Because λ controls the granularity of the extracted knowledge points, smaller values yield more general concepts that transfer to unseen datasets, whereas larger values produce finer, dataset-specific points. We therefore built MCGs with λ ranging from 2 to 5, trained on AIME2022 and AIME2023, and evaluated them on OlympiadBench-674. The left panel of Figure 5 plots Pass@1 score, and the right panel shows the percentage of questions with at least one matched knowledge point. As λ increases, both Pass@1 and the knowledge point utilization decline. When $\lambda = 2$, CAMA attains a Pass@1 score of 67.0%, virtually matching the 67.2% of the CoT-ZeroShot, while also delivering the highest knowledge point utilization. This result suggests that the MCG built at this granularity better captures the knowledge required for OlympiadBench-674 than the graph obtained with $\lambda = 3$.

Mathematical Causal Graph

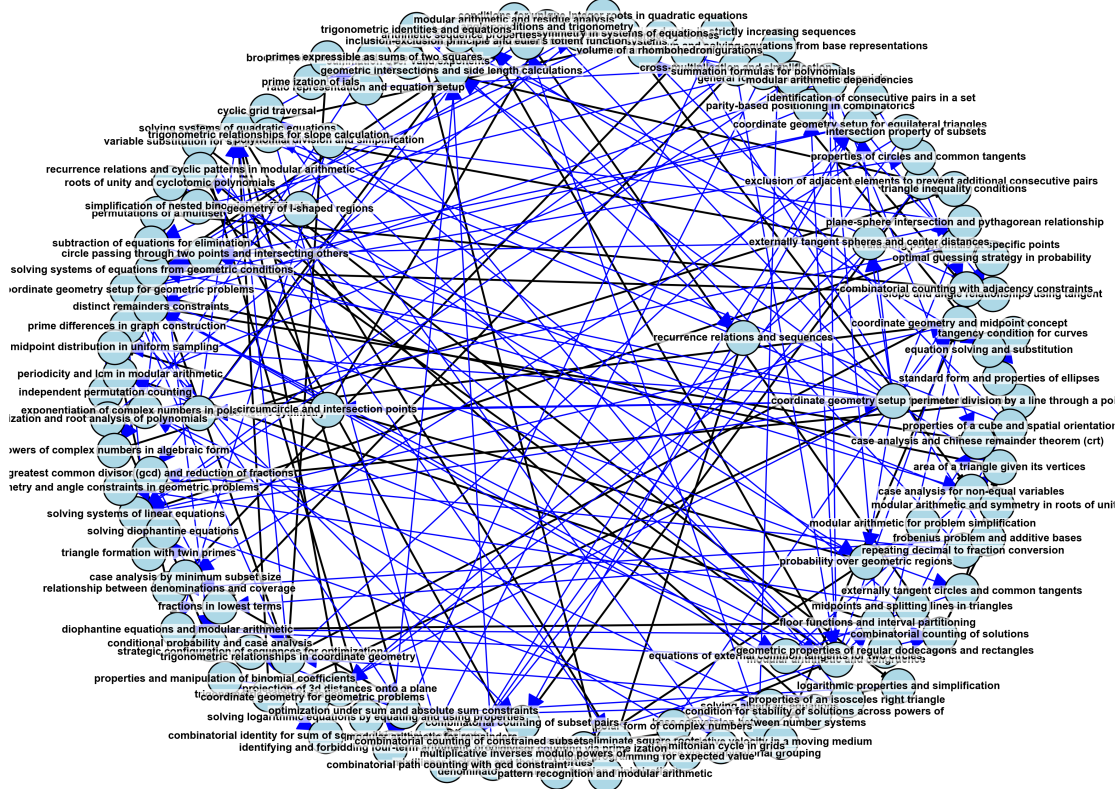


Figure 4: When the knowledge point granularity is set to $\lambda = 3$, the Mathematical Causal Graph learned by CAMA from the combined AIME2022 and AIME2023 datasets consists of 124 nodes and 184 edges, including 129 directed edges (in blue) and 55 undirected edges (in black).

	AIME2024	AIME2025	Omni-MATH-200	OlympiadBench-674
Questions with Matched KPs (%)	100%	100%	100%	3%
Matched KPs per Question (with Match)	4.3	4.6	5.5	1

Table 3: Utilization of the Mathematical Causal Graph (MCG) across test sets. Metrics include: (1) the percentage of questions with at least one matched knowledge point (KP) and (2) the average number of matched KPs per question among those with at least one matched KP. Each value is averaged over three repetitions.

D Prompt Used in the Case Study

The following prompt was employed in the case study to address Problem 14 from Exam II of the AIME 2024:

Question

Let $b \geq 2$ be an integer. Call a positive integer n *b*-beautiful if it has exactly two digits when expressed in base b , and these two digits sum to \sqrt{n} . For example, 81 is *3*-beautiful because $81 = \underline{6}\underline{9}$ and $6+9 = \sqrt{81}$. Find the least integer $b \geq 2$ for which there are more than ten *b*-beautiful integers.

Elements to Consider:

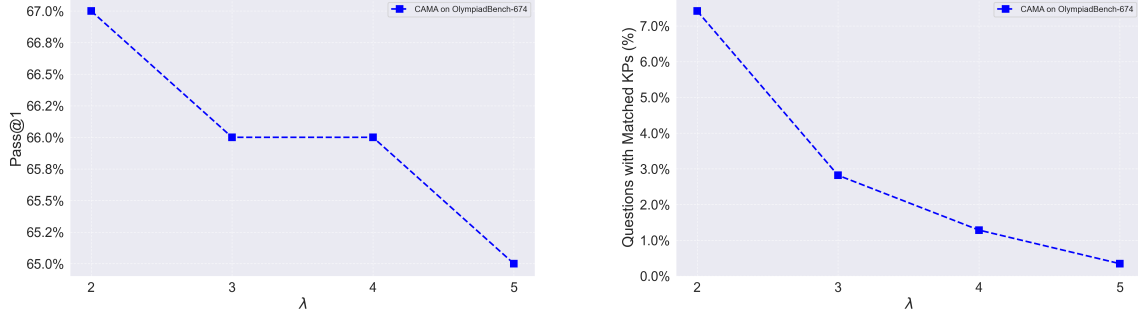


Figure 5: Left: Pass@1 score of CAMA on OlympiadBench-674 with MCGs built at different granularities ($\lambda = 2-5$). Right: percentage of OlympiadBench-674 questions that use at least one knowledge point present in each MCG. Results are averaged over three repetitions.

```

**1.** knowledge point 16 modular arithmetic for integer solutions \\Using
congruence relations (e.g., solving  $(ax \equiv b \pmod{n})$ ) and Diophantine
equations to find valid integer solutions under constraints.

**2.** knowledge point 1 quadratic polynomial systems \\Understanding how to set
up and solve systems of equations derived from given points and leading
coefficients of quadratic polynomials. This includes leveraging properties
like vertex form, leading coefficients, and substitution methods.

# Relationship(s) Among Element(s):

**1.** knowledge point 16 modular arithmetic for integer solutions directly
influences or is a prerequisite for knowledge point 1 quadratic polynomial
systems. If knowledge point 1 quadratic polynomial systems used, then
knowledge point 16 modular arithmetic for integer solutions should also be
used.

# Task

Consider the question carefully and work through the solution step by step,
keeping in mind the elements provided and any relationships between them.
For the output, your reasoning should be enclosed in <think> </think> tags, and
the final answer should be enclosed in <answer> </answer> tags.

The final answer must strictly follow the format:

**"The answer is: ____."**
    
```

E Details of Additional Prompts Used in the Paper

This section provides the prompt templates employed in various components of the CAMA framework.

E.1 Mathematical Dataset Construction

The prompt used to generate a detailed chain-of-thought solution s_i and a predicted answer \hat{a}_i is denoted by p_g . It is parameterized by a single input, question, which represents the raw text of the mathematical question.

```

# Question

{question}

# Task
    
```

Carefully analyze the question and break it down step by step.

****For the output, your reasoning should be enclosed in <think> </think> tags, and the final answer should be enclosed in <answer> </answer> tags.****

E.2 Learning Stage

Initial MCG Construction The prompt used to extract up to λ knowledge points from each question is denoted by p_p . It is parameterized by two inputs: question_solution_pairs, which represents a set of mathematical question–solution pairs, and lambda, which specifies the desired granularity of the extracted knowledge points.

```
# What is a Knowledge Point?
A knowledge point is a self-contained mathematical concept, technique, or
principle that is applied in solving the problem. Below are two examples:

1. pythagorean theorem:\n The pythagorean theorem states that in a right-angled
triangle, the square of the length of the hypotenuse (the side opposite the
right angle) is equal to the sum of the squares of the lengths of the other two
sides. Mathematically, if $a$ and $b$ are the legs of a right triangle and $c$
is the hypotenuse, then the relationship is given by: $a^2 + b^2 = c^2$.
2. polar form of complex numbers:\n The polar form of a complex number expresses
the number in terms of its magnitude and angle (also called modulus and
argument). If a complex number is given as $z = x + iy$, where $x$ is the real
part and $y$ is the imaginary part, then it can also be represented as: $z = r
(\cos \theta + i \sin \theta)$, where $r = |z| = \sqrt{x^2 + y^2}$ is the
modulus of $z$, and $\theta = \arg(z) = \tan^{-1}(\frac{y}{x})$ is the argument (angle) of $z$. This form is also commonly written
using Euler's formula as: $z = r e^{i\theta}$.

# Input
A math question and its correct solution are provided below:

{question_solution_pairs}

# Task: Extract Key Knowledge Points
Your task is to **analyze the question and its solution** to extract **up to {
lambda} distinct and essential knowledge points** required to solve the problem
correctly. Refer to the two examples above as a guide for the level of detail
and clarity expected.

Follow these steps:

1. **Identify up to {lambda} general, relevant knowledge points** that play a key
role in solving the problem.
2. Each knowledge point should represent a **unique concept, skill, or method**
used in the solution.
3. **Avoid redundancy**-each point should address a different aspect of the
problem-solving process.

# About Output

Your output should include the following parts:

**Part 1**: Reasoning Process.

Describe your thought process for identifying and designing knowledge points.
Consider the following:
- Extract key ideas from the questions and solutions to form appropriate knowledge
points.
- Clearly define the criteria for each knowledge point, explaining why it is
relevant.

**Part 2**: Knowledge Points Filtration.
```

```

You should decide whether to use each of the proposed knowledge points by following
criteria:
- The knowledge point should contribute to correctly answering the question.
- Each knowledge point should focus on a specific aspect, avoiding overlap with
  other points.

**Part 3**: Final Output.

Report the final list of knowledge points you have selected.
- **For each knowledge point, assign a clear and concise name, and provide a
  detailed description of its role-without referencing any specific question
  index.**

Report the factors **in following template:**

'''
**Knowledge Point Name**: [Description of this knowledge point].
'''

```

The prompt used to remove redundancy from the aggregated set of raw knowledge points is denoted by p_r . It is parameterized by one variable: `list_all_knowledge_points`, which represents the full set of extracted knowledge points prior to deduplication.

```

# Input:

You are given a list of knowledge points along with their descriptions:

{list_all_knowledge_points}

# Task:

Some knowledge points in the list may be redundant - meaning they describe the
same or very similar concepts. Your task is to:

1. Carefully analyze the list to identify any redundant knowledge points.
2. Determine which of the remaining knowledge points can **replace** the redundant
   ones.
3. Ensure that:
   * Each knowledge point marked as a replacement is **not** included in the
     removed list.
   * A single knowledge point may replace multiple redundant ones.

# Output Format:

* Wrap your reasoning in a <think>...</think> block.
* Present your final answer in an <answer>...</answer> block using the format
  below.
* Only use the **names** of the knowledge points (not their descriptions) in the
  output.

'''
<answer>
**Removed Knowledge Points:**
[**<Knowledge Point A>**, **<Knowledge Point B>**, ...]

**Replacement Details:**
[**<Knowledge Point C>** can replace **<Knowledge Point A>**,
 **<Knowledge Point D>** can replace **<Knowledge Point B>**,
 ...]
</answer>
'''

```

MCG Alignment via Question–Answer Feedback The prompt used to update the Mathematical Concept Graph (MCG) based on question–answer feedback within each batch is denoted by p_u . It is parameterized by two inputs: `qa_correct_answer`, which includes the original questions, correct solutions, the matched knowledge points, and their inferred causal dependencies for correctly answered instances; and `qa_incorrect_answer`, which provides the same information for instances that were answered incorrectly.

```
# Input Data

The following two sets of question-answer pairs are provided:

* **Correctly Answered Questions**
  Each entry includes the original question, the correct solution, previously
  matched knowledge points, and currently recorded relations between those
  knowledge points (if any).
  '{qa_correct_answer}'

* **Incorrectly Answered Questions**
  Each entry includes the original question, the correct solution, previously
  matched knowledge points, and currently recorded relations between those
  knowledge points (if any).
  '{qa_incorrect_answer}'

# Task Instructions

Review the provided examples and perform the following steps:

1. **Analyze each question and its solution**, carefully considering how the
   different knowledge points are applied in solving the problem.
2. **Revise or correct the relationships between the knowledge points** listed in
   each example.
3. For each pair that **requires modification**, specify the corrected
   relationship using one of the following categories:

   * **Prerequisite** - Knowledge Point A must be used or understood before
     Knowledge Point B.
   * **Dependent** - The two knowledge points are conceptually or procedurally
     linked, but there's no clear ordering.
   * **Independent** - The two knowledge points are unrelated or not used together
     in this problem.

You may find some existing relations are incorrect or too vague; refine them for
accuracy and utility.

---

# Output Format

Wrap your thinking process inside <think>...</think> and present your final answer
inside <answer>...</answer>, formatted as a list of statements-one per line-
using the structure below:

'''
[**<Knowledge Point A>** is prerequisite/dependent/independent of **<Knowledge
  Point B>**.
  **<Knowledge Point C>** is prerequisite/dependent/independent of **<Knowledge
    Point D>**.
  ...]
'''

Use **"prerequisite"** when Knowledge Point A must be understood before using
Knowledge Point B in the context of solving the problem.
Use **"dependent"** if A and B are used together or closely related in solving the
problem, but there is no clear applying order between them.
Use **"independent"** if A and B are not necessarily related or used together in
the problem-solving context.
```

```

---

**Note:**

* Focus only on relationships that need correction or clarification.
* Avoid repeating vague or incorrect relations from the input - your role is to improve precision.
* Ensure that your suggested relations would help a learner understand how to approach and solve similar problems more effectively.

```

E.3 Reasoning Stage

Generate Reasoning Trace The prompt used to analyze a question and generate a corresponding reasoning trace is denoted by p_t . It is parameterized by a single input, `question`, which represents the raw text of the mathematical question.

```

# Question

{question}

# Task

Carefully analyze the question and break it down step by step to identify the key
concepts or elements required to solve the problem.

**For the output, your reasoning should be enclosed in <think> </think> tags, and
the final answer should be enclosed in <answer> </answer> tags.**

```

Extract Relevant Subgraph The prompt used to match relevant knowledge points for answering a given question is denoted by p_m . It is parameterized by two inputs: `question_think`, which includes the mathematical question along with its associated reasoning trace, and `knowledge_point_descriptions`, which provides the list of candidate knowledge points and their corresponding descriptions.

```

# Problem

{question_think}

# List of Factors

{knowledge_point_descriptions}

# Task

Carefully read the problem and the reasoning behind it. Then, select the relevant
factors from the list above that could help solve the problem.

# Response Format
Your response should be in the following format, listing the indices of the chosen
factors:

**The chosen factors are: [Index of factor 1, Index of factor 2, ...].**

```

Answer the Question The prompt used for re-answering the question is denoted by p_a . It is parameterized by three inputs: `question`, which represents the input mathematical question; `chosen_knowledge_points`, which specifies the selected knowledge points along with their corresponding descriptions; and `knowledge_point_relations`, which encodes the relationships among these knowledge points.

```

# Question:

{question}

```

```
# Elements to Consider:
{chosen_knowledge_points}

# Relationship(s) Among Element(s):
{knowledge_point_relations}

# Task

Consider the question carefully and work through the solution step by step,
    keeping in mind the elements provided and any relationships between them.
For the output, your reasoning should be enclosed in <think> </think> tags, and
    the final answer should be enclosed in <answer> </answer> tags.

The final answer must strictly follow the format:
**"The answer is: _ _ _."**
```