

Unifying Post-hoc Explanations of Knowledge Graph Completions

Alessandro Lonardi¹, Samy Badreddine¹, Tarek R. Besold¹, Pablo Sánchez-Martín^{1*}

¹ Sony AI, Barcelona, Spain

* pablo.sanchez2@sony.com

Abstract

Post-hoc explainability for Knowledge Graph Completion (KGC) lacks formalization and consistent evaluations, hindering reproducibility and cross-study comparisons. This paper argues for a unified approach to post-hoc explainability in KGC. First, we propose a general framework to characterize post-hoc explanations via multi-objective optimization, balancing their effectiveness and conciseness. This unifies existing post-hoc explainability algorithms in KGC and the explanations they produce. Next, we suggest and empirically support improved evaluation protocols using popular metrics like Mean Reciprocal Rank and Hits@ k . Finally, we stress the importance of interpretability as the ability of explanations to address queries meaningful to end-users. By unifying methods and refining evaluation standards, this work aims to make research in KGC explainability more reproducible and impactful.

1 Introduction

A Knowledge Graph (KG) is a collection of triples where directed relations r endowed with predicates link two nodes, a subject s , and an object o . The nodes are commonly called entities since they possess semantics. They can be real-world objects or abstract concepts, and relations denote their connections. For example, a triple may be $(s, r, o) = (\text{France}, \text{located_in}, \text{Europe})$, or $(s, r, o) = (\text{Insulin}, \text{treats}, \text{Diabetes})$. Since their early days, KGs have stored massive amounts of data, e.g., the Freebase KG (Bollacker et al. 2008) has hundreds of millions of triples. This made them a rich resource for applications from Natural Language Processing (Liu et al. 2020) to drug discovery (Lin et al. 2020).

Many KGs are incomplete (Nickel et al. 2015). Therefore, extensive research has been done in Knowledge Graph Completion (KGC), an inference problem consisting of predicting missing information in a KG (Rossi et al. 2021). If $(s, r, ?) = (\text{France}, \text{located_in}, ?)$ or $(?, r, o) = (?, \text{treats}, \text{Diabetes})$ were missing, KGC would consist of object completion, inferring $\hat{o} = \text{Europe}$, or subject completion, inferring $\hat{s} = \text{Insulin}$.

Knowledge Graph Embedding (KGE) models (Bordes et al. 2013; Dettmers et al. 2018; Yang et al. 2014; Trouillon et al. 2016; Sun et al. 2019) carry out such a task by learning low-dimensional embeddings of entities and relations and giving a high score to plausible inferred completions.

This work focuses on post-hoc explainability for KGC, which typically addresses the questions: **Q1**. Which training triples most affect the score of a KGE model’s prediction? **Q2**. How much do they change the score of a prediction? Such training triples are referred to as its post-hoc explanations¹. Finding them helps to draw a direct connection between data and predictions, a task otherwise impossible with a KGE model alone. Remarkably, laboratory experiments guided by predictions from biomedical KGs demonstrated that explanations significantly assist scientists in their work (Sudhahar et al. 2024; Huang et al. 2024).

Commonly, two explanation types are discussed: *necessary* and *sufficient* (Watson et al. 2021). Necessary explanations act as subtractive counterfactuals for a prediction, i.e., their removal from the training set lowers the prediction score (Byrne 2019). Sufficient explanations are triples that alone suffice to enable a prediction independent of the rest of the training set. They are found with Graph Neural Networks (GNNs) used to distill the KGE model’s scores (Ma et al. 2024; Chang et al. 2024; Zhang et al. 2023), as a retraining of a KGE model requires more context than the explanation alone. Alternatively, they are found by proxy as additive counterfactuals, i.e., by linking them to new entities and evaluating the increase in the prediction score for those entities (Rossi et al. 2022; Byrne 2019).

Research gaps. Although critical to aligning black-box models with user needs, post-hoc explanations in KGC lack a structured framework to formalize and organize them.

Beyond the necessary-sufficient distinction, structural constraints are imposed on explanations, like limiting them to a single triple (Pezeshkpour, Tian, and Singh 2019; Betz, Meilicke, and Stuckenschmidt 2022; Bhardwaj et al. 2021) or sets of triples (Rossi et al. 2022) featuring an entity from the prediction, or within n hops from the prediction (Zhang et al. 2019a). Algorithmic constraints make models efficient but introduce considerations for fair comparison.

First, they blur the definition of a post-hoc explanation, which should be consistent across studies. A post-hoc explanation pertains to KG data, while constraints are design choices of explainability methods. Second, they can lead to incomplete comparisons between findings. Explainability

¹We use the terms “post-hoc explanation” and “explanation” interchangeably, while referring to post-hoc explanations.

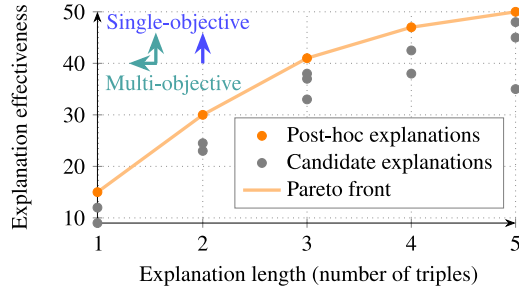


Figure 1: Multi-objective problem for post-hoc explanations. Multiple optimal explanations (orange) lie on the Pareto front. More restrictive algorithms solve a single-objective problem (blue) with a fixed explanation length, limiting the search space. More flexible algorithms solve a multi-objective problem (teal), varying both length and effectiveness. Axes follow the example in Sec. 3.1.

algorithms often output explanations with different lengths (number of triples). However, studies tend to compare results by focusing only on explanation effectiveness, overlooking the interplay between explanation length and effectiveness within a multi-objective evaluation framework. See Fig. 1 for a problem sketch. These observations hold for necessary and sufficient explanations alike, with the latter carrying further challenges as learning KGEs from them is a difficult task that depends on several other factors.

In addition, many explainability algorithms (Pezeshkpour, Tian, and Singh 2019; Bhardwaj et al. 2021; Betz, Meilicke, and Stuckenschmidt 2022) study the addition of unobserved training triples to alter prediction. They frame the problem as an adversarial task—one that can be enriched by a complementary perspective given by generative models, which impose a principled mechanism for sampling triples and supporting plausible explanations.

Finally, experiments can benefit from more robust evaluations. Current approaches often focus on performance measured with MRR (the Mean Reciprocal Rank on a set of test triples) and Hits@ k (the number of test triples ranking within the top k). While these aggregated metrics provide valuable benchmarks, they can be hard to interpret in isolation and may not fully capture the effectiveness of a method. Moreover, evaluations would benefit from more explicit attention to interpretability as the capacity of explanations to answer user queries on model predictions.

We argue that lacking a rigorous and unified framework for evaluating post-hoc explanations in KGC undermines the field’s rigor, hinders cross-study comparability, and impairs reproducibility. To improve current standards, explanations should be simultaneously effective and concise, evaluated using complementary metrics, and interpretable for end-users. We organize our contributions as follows.

- C1. We define post-hoc explanations in KGC as solutions to a multi-objective problem where explanation length, measuring its complexity, and effectiveness are jointly optimized (Sec. 3). This definition unifies necessary (Sec. 3.1) and sufficient (Sec. 3.2) explanations, defined by tai-

loring the problem to specific effectiveness objectives. We also connect additive triples unobserved in the KG to explainability by formalizing *latent* explanations (Sec. 3.3), which are unobserved triples sampled from a generative model. Our definitions do not depend on algorithmic constraints and enable rigorous discussions. Within this framework, we argue that explanations should be evaluated with Pareto efficiency (Sec. 3). Specifically, an explanation is not better than another if its higher effectiveness comes at the cost of greater length.

- C2. We discuss strategies to improve explainability experiments in KGC (Sec. 4). To this end, we test four algorithms: Kelpie (Rossi et al. 2022), Data Poisoning (Zhang et al. 2019a), CRIAGE (Pezeshkpour, Tian, and Singh 2019), and the AnyBURL Explainer (Betz, Meilicke, and Stuckenschmidt 2022), on ComplEx (Trouillon et al. 2016) and FB15k-237 (Toutanova and Chen 2015), a prominent KGE model and dataset for KGC. We publish our code at [GitHub](#).
- C3. We advocate for a “sober look” (Bordt and von Luxburg 2024) on explanations in KGC (Sec. 5). Explainability algorithms for KGC are agnostic to the meaning of explanations, i.e., they measure their effectiveness to sway predictions without knowing their semantics. This is a critical point to address as explanations should assist humans in answering interpretative questions, tying Q1-Q2 to user-relevant, real-world applications.

2 Background

2.1 Related Works

Post-hoc explainability for black-box models has been extensively studied in recent years (Guidotti 2024; Barredo Arrieta et al. 2020; Adadi and Berrada 2018; Bodria et al. 2023; Nauta et al. 2023; Bugueño, Biswas, and de Melo 2024; Rajabi and Etminani 2024). Existing surveys encompass several ML tasks and applications, offering broad applicability but lacking domain-specific depth to tailor discussions to KGC. In KGC, researchers mainly focused on developing explainability algorithms. A popular approach to find explanations is to estimate the change in a KGE model’s score upon altering the training set, e.g., with its Taylor approximation (Pezeshkpour, Tian, and Singh 2019; Zhang et al. 2019a), with Instance Attribution measures (Gu et al. 2023; Bhardwaj et al. 2021), or relearning KGEs (Rossi et al. 2022; Barile, d’Amato, and Fanizzi 2024). An alternative is mining logical rules from the KG to retrieve paths enabling predictions (Betz, Meilicke, and Stuckenschmidt 2022; Arakelyan et al. 2021; Sadeghian et al. 2019; Zhang et al. 2019b). Recently, GNNs distilling KGE models’ scores successfully extracted explanations as subgraphs with loose constraints on their structure (Ma et al. 2024; Chang et al. 2024; Huang et al. 2024; Zhang et al. 2023). Despite many methodological advancements, definitions of post-hoc explanations in KGC are underdeveloped and fragmented. To the best of our knowledge, this is the first work to formally unify existing frameworks and advocate a rigorous evaluation protocol for post-hoc explanations in KGC.

We focus on local explanations, i.e., training triples explaining a prediction. Global approaches offer a valuable, distinctive point of view on explainability, e.g., by finding explanations for clusters of entities (Gad-Elrab et al. 2020), or learning interpretable models that behave like the originally trained one (Sanchez et al. 2015; Gusmão et al. 2018).

2.2 KGs and KGC

We denote a KG as $\mathcal{G} = \{(s, r, o)\}$, where each triple consists of two entities, the subject s and the object o , linked by a directed relation r . Let $\Omega := \mathcal{E} \times \mathcal{R} \times \mathcal{E}$ be the set of all possible triples that can be built using the entity set \mathcal{E} and the relation set \mathcal{R} . A KG is a directed multigraph—a directed graph with potentially multiple edges across nodes— $\mathcal{G} \subseteq \Omega$.

KGC consists of completing \mathcal{G} with plausible missing triples. KGE models are SOTA for KGC. Assume that \mathcal{G} is partitioned with the disjoint sets $\mathcal{G} = \mathcal{G}_{\text{train}} \cup \mathcal{G}_{\text{valid}} \cup \mathcal{G}_{\text{test}}$. A KGE model with parameters θ is trained on $\mathcal{G}_{\text{train}}$ to learn low-dimensional embeddings of entities and relations and a score function $\Phi_{\theta}(s, r, o) \in \mathbb{R}$. The score function assigns higher values to plausible triples, and the learned embeddings enable inference, i.e., completion. From here on, we discuss object completion with analogous arguments valid for subject completion. The quality of a KGE model is commonly assessed by ranking the score of test triples $(s, r, o) \in \mathcal{G}_{\text{test}}$. In formulas, this can be done with the rank

$$R_{\theta}(s, r, o) := 1 + \sum_{e \in \mathcal{E}'} \mathbf{I}[\Phi_{\theta}(s, r, e) > \Phi_{\theta}(s, r, o)]. \quad (1)$$

Here, $\mathbf{I}[\cdot]$ is the indicator function, equal to 1 if the condition in square brackets is true and 0 otherwise. The set $\mathcal{E}' := \{e \in \mathcal{E} \mid (s, r, e) \notin \mathcal{G}\}$ filters the rank by only including object entities that do not form KG triples, ensuring accurate evaluations across multiple KGE models (Rossi et al. 2021).

In the following, we discuss post-hoc explanations for predictions (s_x, r_x, \hat{o}_x) , i.e., triples completed by the KGE model. We add the subscript x to distinguish them from the rest of the KG clearly.

3 Unifying Post-hoc Explanations

We define post-hoc explanations as solutions of a multi-objective optimization problem where explanation length and effectiveness are simultaneously optimized.

First, we introduce the search space $\mathcal{Y} := \{(s, r, o) \in \Omega \mid C_k(s, r, o) = \text{True} \ \forall k = 1, \dots, K\}$ where candidate explanations, i.e., sets of triples X , lie. This is a subset of all possible triples in Ω subject to K Boolean constraints C_k involving entities and relations. For instance, to restrict $\mathcal{Y} = \mathcal{G}$, we write $C_1(s, r, o) = (s, r, o) \in \mathcal{G}$, $K = 1$. Next, we introduce F , a retraining algorithm for the KGE model. Given a candidate explanation X and the training set $\mathcal{G}_{\text{train}}$, F learns θ' , thus it updates KGE score function to $\Phi_{\theta'}$. As we discuss later, the implementation of F changes with the type of explanation. For example, for necessary explanations, F removes X from $\mathcal{G}_{\text{train}}$ and retraining the KGE model on $\mathcal{G}_{\text{train}} \setminus X$. Lastly, we define a function $\Psi(X; s_x, r_x, \hat{o}_x, F, \theta) \in \mathbb{R}$ measuring the effectiveness of X on a KGE prediction (s_x, r_x, \hat{o}_x) , once the KGE model θ

is retrained with F . This allows us to define post-hoc explanations as follows.

Problem 1. Given a prediction (s_x, r_x, \hat{o}_x) inferred by a KGE model, post-hoc explanations X^* are solutions to the multi-objective optimization problem

$$\text{Minimize} \quad |X| \quad (2)$$

$$\text{Maximize} \quad \Psi(X; s_x, r_x, \hat{o}_x, F, \theta) \quad (3)$$

$$\text{s.t.} \quad X \subseteq \mathcal{Y} \setminus \emptyset. \quad (4)$$

Remark 1. Typically, explainability algorithms do not fully retrain the KGE model with F , as it is computationally expensive. Instead, they approximate the impact of removing an explanation using disparate retraining proxies. Our framework naturally accommodates these approximations. To unify them, we focus on Prob. 1, which serves as the fundamental formulation of the task.

We now discuss key aspects of the formulation in Prob. 1. First, the problem is independent of any algorithmic implementation, which is key to modeling post-hoc explanations in a standardized manner. Second, we argue that explanations ought to solve a multi-objective problem where potentially contrasting interdependent objectives, the explanation length and the effectiveness, are simultaneously optimized. More generally, explanations should be as concise and effective as possible. We measure conciseness with the cardinality of X as in (Ma et al. 2024; Rossi et al. 2022; Chang et al. 2024), though one can adopt other measures in a similar vein. Conciseness is desirable as short explanations are easier to understand (Nauta et al. 2023; Bhatt, Weller, and Moura 2020; Cui, Lee, and Hsieh 2019; Miller 2019). High effectiveness is important to retain prediction information and faithfulness (Agarwal et al. 2022). While we use rank change for a predicted triple as an instrumental measure of effectiveness, other context-dependent choices are valid. For example, one could consider adding a “soft preference” for path-based explanations in Ψ . An interesting direction is also to consider multiple effectiveness functions Ψ_i encoding contrastive objectives, e.g., rank change and preference for path-based explanations (leading to an n -dimensional Pareto front). We leave this to future work.

Algorithms in the literature often rely on single-objective optimization, with $|X|$ fixed a priori (Betz, Meilicke, and Stuckenschmidt 2022; Pezeshkpour, Tian, and Singh 2019; Zhang et al. 2019a; Bhardwaj et al. 2021), thus limiting the diversity of solutions. Recent approaches (Rossi et al. 2022; Ma et al. 2024; Chang et al. 2024) explore flexible strategies balancing length and effectiveness, offering promising directions to find diverse solutions. Because of the multi-objective nature of Prob. 1, the natural approach to evaluate explanations is through Pareto efficiency. That is, an explanation X_1 outperforms X_2 if $X_1 \leq X_2$ and $\Psi(X_1) \geq \Psi(X_2)$, with at least one strict inequality. As shown in Fig. 1, a long explanation, even if more effective, may lie on the Pareto front. Thus, it does not exhibit clear dominance over a less effective but shorter one.

3.1 Necessary Explanations

We define necessary explanations as follows.

Definition 1 (Necessary Explanation). A necessary post-hoc explanation X_n^* for a prediction (s_x, r_x, \hat{o}_x) with rank $R_\theta(s_x, r_x, \hat{o}_x) < |\mathcal{E}'|$ is the smallest non-empty set of training triples that, if removed from $\mathcal{G}_{\text{train}}$ and upon retraining the KGE model on $\mathcal{G}_{\text{train}} \setminus X_n^*$, maximally increases $R_\theta(s_x, r_x, \hat{o}_x)$.

Increasing the rank means worsening the prediction score. Crucially, X_n^* in Def. 1 can be expressed as solutions of Prob. 1. For that, (i) we restrict the search space to $\mathcal{Y} = \mathcal{G}_{\text{train}}$ with $C_1(s, r, o) = (s, r, o) \in \mathcal{G}_{\text{train}}$. (ii) F removes X from $\mathcal{G}_{\text{train}}$ and retrains the KGE model on $\mathcal{G}_{\text{train}} \setminus X$. (iii) We use Ψ to measure rank change as in Rossi et al. (2022) (omitting the arguments of Ψ for brevity)

$$\Psi = R_{\theta'}(s_x, r_x, \hat{o}_x) - R_\theta(s_x, r_x, \hat{o}_x). \quad (5)$$

In Fig. 2(a), we draw a candidate necessary explanation X removed from the training set for KGE model retraining.

Remark 2. For many popular KGE models, e.g., ComplEx (Trouillon et al. 2016), ConvE (Dettmers et al. 2018), TransE (Bordes et al. 2013), DistMult (Yang et al. 2014), RotatE (Sun et al. 2019) the search space \mathcal{Y} can, without loss of generality, be reduced to $\text{WCC}(s_x)$ —the Weakly Connected Component of $\mathcal{G}_{\text{train}}$ that includes s_x , ignoring link directionality. $\text{WCC}(s_x)$ is the unique connected subgraph of $\mathcal{G}_{\text{train}}$ containing s_x . The reason is that these KGE models rely on KG connectivity to learn embeddings. Specifically, embeddings of entities and relations are only influenced by their neighbors and their relations, with disconnected subgraphs having no effect on each other.

Instantiating Prob. 1 exemplifies how optimal explanations correspond to multiple sets of triples on the Pareto front of Eqs. (2)-(4). Take a top-ranked prediction with $R_\theta(s_x, r_x, \hat{o}_x) = 1$ and measure the effectiveness of its necessary explanations as in Eq. (5). If we find two explanations of length $|X_{n,1}^*| = 1$ and $|X_{n,2}^*| = 2$, with effectiveness $\Psi(X_{n,1}^*) = 15$ ($R_{\theta'}(s, r, \hat{o}) = 16$) and $\Psi(X_{n,2}^*) = 30$ ($R_{\theta'}(s, r, \hat{o}) = 31$), we cannot deem one better than the other in the Pareto sense. Both lie on the Pareto front, i.e., neither surpasses the other in both optimization objectives.

Furthermore, Def. 1 does not restrict Prob. 1 to a *specific type* of necessary explanation, e.g., single triples. Instead, it decouples the definition of an explanation from the constraints of the algorithms extracting it. The literature tends to overlooks this distinction by concentrating on algorithms rather than formal discussions on explanations. For example, Pezeshkpour, Tian, and Singh (2019); Betz, Meilicke, and Stuckenschmidt (2022); Bhardwaj et al. (2021); Zhang et al. (2019a) find explanations that are single triple sharing an entity with (s_x, r_x, \hat{o}_x) , solving a single-objective problem in the “effectiveness direction” at length 1 (see Fig. 1). Zhang et al. (2019a) enlarge \mathcal{Y} to find M triples at 1 hop from (s_x, r_x, \hat{o}_x) . As shown in Fig. 2(b), a bigger \mathcal{Y} may yield shorter yet effective explanations, with a better Pareto trade-off in Prob. 1. More generally, Rossi et al. (2021) build explanations with varying length. They restrict \mathcal{Y} with a top- K policy filtering the neighbors of (s_x, r_x, \hat{o}_x) . We summarize algorithmic constraints in Supp. Mat. Sec. A1.

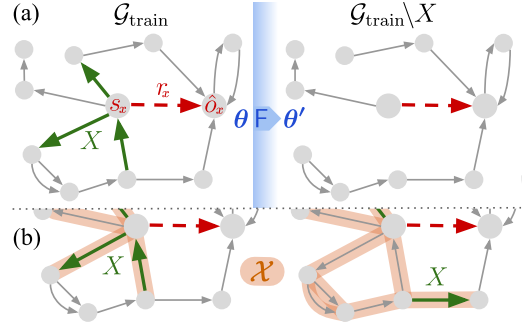


Figure 2: (a) A candidate necessary explanation X (green solid) for (s_x, r_x, \hat{o}_x) (red dashed) is removed by F from $\mathcal{G}_{\text{train}}$, which then retrains the KGE model on $\mathcal{G}_{\text{train}} \setminus X$. (b) A larger search space \mathcal{Y} (orange) may yield shorter explanations. Left: \mathcal{Y} is made of neighboring triple with (s_x, r_x, \hat{o}_x) and $|X| = 3$. Right: \mathcal{Y} is made of triples at 1-hop distance from (s_x, r_x, \hat{o}_x) and $|X| = 2$.

3.2 Sufficient Explanations

A sufficient explanation is a set of training triples capturing the minimal yet sufficient information in the KG required to make a prediction. In principle, a candidate explanation of a prediction X would be sufficient if learning KGEs on X alone would yield that same prediction. Precisely,

Definition 2 (Sufficient Explanation). A sufficient post-hoc explanation X_s^* for a prediction (s_x, r_x, \hat{o}_x) with rank $R_\theta(s_x, r_x, \hat{o}_x)$ is the smallest non-empty set of training triples that, upon retraining the KGE model on X_s^* alone, minimally perturbs $R_\theta(s_x, r_x, \hat{o}_x)$.

We also obtain X_s^* in Def. 2 by instantiating Prob. 1. (i) We set $\mathcal{Y} = \mathcal{G}_{\text{train}}$ with $C_1(s, r, o) = (s, r, o) \in \mathcal{G}_{\text{train}}$. (ii) F retrains the KGE model only on a candidate explanation X , ignoring other triples in $\mathcal{G}_{\text{train}}$. (iii) We measure the effectiveness of X by how little it degrades the prediction score, i.e.,

$$\Psi = R_\theta(s_x, r_x, \hat{o}_x) - R_{\theta'}(s_x, r_x, \hat{o}_x). \quad (6)$$

Remark 3. Steps (i)-(iii) are conceptually analogous to those performed by Ma et al. (2024), with the important exception that they estimate the retraining F of the KGE model by distilling a GNN from it.

There are some practical considerations related to Def. 2. Step (ii) is highly impractical for KGE models that learn embeddings from the whole KG. In fact, training a KGE model on a candidate sufficient explanation X alone, especially if small, would hardly produce meaningful embeddings. GNNs are valuable architectures for overcoming this obstacle, but no panacea. For example, Ma et al. (2024) anchor the KGEs as learned on the whole KG through knowledge distillation and selective freezing. In particular, they freeze KGEs outside of “a vicinity of the prediction” (within 2 hops from s_x and \hat{o}_x), and in step (ii), they retrain on $X \cup X_{\text{ext}}$ instead of X . Here, X_{ext} is a set of triples that connects X to the frozen KG, ensuring that the retrained KGEs are correctly anchored in the context of the frozen ones. This strategy suffers from data contamination, as the

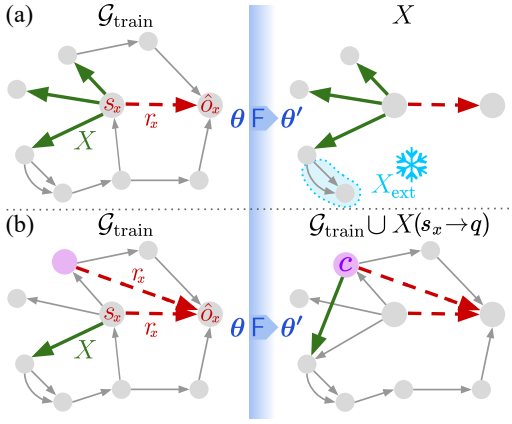


Figure 3: (a) A candidate sufficient explanation X (green solid) for (s_x, r_x, \hat{o}_x) (red dashed) is kept by F , which then retrain the KGE model on X alone. As noted, such retraining is hard. Hence, X_{ext} (blue shade) with frozen embeddings is used. (b) A candidate \mathcal{C} -sufficient explanation X for (s_x, r_x, \hat{o}_x) is found, and a ‘‘target set’’ $\mathcal{C} = \{c\}$ (pink) is defined. F adds $X(s_x \rightarrow c)$ to $\mathcal{G}_{\text{train}}$ and retrain the KGE model to compute $R_{\theta'}(c, r_x, \hat{o}_x)$.

extracted X_s^* will not be independent of the KG as intended. On the upside, GNNs are flexible and generate explanations with loose structural constraints.

As an alternative proxy, Rossi et al. (2022) define sufficient explanations differently and do not require the retraining of step (ii) we described. They connect candidate explanations X to new entities and measure their effectiveness by ‘‘how well the prediction transfers’’ to said new entities. To formalize this, we introduce

Definition 3. A ‘‘target set’’ $\mathcal{C} \subseteq \mathcal{E} \setminus \{s_x\}$ is a set of entities such that the triples in $\mathcal{G}_{\mathcal{C}} := \{(c, r_x, \hat{o}_x) \mid c \in \mathcal{C}\}$ are not top-ranked, i.e., $R_{\theta}(c, r_x, \hat{o}_x) > 1$ for all $(c, r_x, \hat{o}_x) \in \mathcal{G}_{\mathcal{C}}$.

A sufficient explanation found by proxy aims to make triples in $\mathcal{G}_{\mathcal{C}}$ more plausible. In particular,

Definition 4 (C-Sufficient Explanation). Given a set $\mathcal{G}_{\mathcal{C}}$, a \mathcal{C} -sufficient post-hoc explanation $X_{\mathcal{C}}^*$ for a prediction (s_x, r_x, \hat{o}_x) is the smallest non-empty set of training triples containing s_x that, if added to $\mathcal{G}_{\text{train}}$ after swapping s_x with c , and upon retraining the KGE model at each substitution, maximally decreases $R_{\theta}(c, r_x, \hat{o}_x)$ averaged over \mathcal{C} .

Again, we get $X_{\mathcal{C}}^*$ in Def. 4 from Prob. 1. (i) We set $\mathcal{Y} = \mathcal{G}_{\text{train}}$ with $C_1(s, r, o) = (s, r, o) \in \mathcal{G}_{\text{train}}$ (ii) Now, F first adds X to the training set as $\mathcal{G}_{\text{train}} \cup X(s_x \rightarrow c)$, where $s_x \rightarrow c$ indicates the s_x -to- c entity substitution, then it retrain the KGE model. (iii) We measure rank change similarly to Rossi et al. (2022), i.e.,

$$\Psi = \frac{1}{|\mathcal{C}|} \sum_{c \in \mathcal{C}} R_{\theta}(c, r_x, \hat{o}_x) - R_{\theta'}(c, r_x, \hat{o}_x). \quad (7)$$

Def. 4 carries a series of nuances, here discussed.

Remark 4. Because of the s_x -to- c substitution, the search space for \mathcal{C} -sufficient explanations is automatically constrained to triples containing s_x , and it is not $\mathcal{G}_{\text{train}}$.

Remark 5. \mathcal{C} -sufficient explanations may increase the rank, i.e., return a negative summand in Eq. (7), for some triples (c, r_x, \hat{o}_x) . However, the average rank over \mathcal{C} must decrease. Alternatives are also valid, e.g., requiring all ranks of triples in $\mathcal{G}_{\mathcal{C}}$ to decrease.

We schematically illustrate the extraction and evaluation of a candidate sufficient and \mathcal{C} -sufficient explanation Fig. 3.

Importantly, Def. 4 is a proxy departing from the standard notion of sufficiency in Def. 2. This approach renders the search for sufficient explanations for KGE models feasible through \mathcal{C} -sufficient explanations. However, it inevitably entails trade-offs, which present valuable opportunities for further exploration and are important for understanding its limitations. First, the robustness of Def. 4 improves as $|\mathcal{C}|$ grows. In Rossi et al. (2022), \mathcal{C} -sufficient evaluations are found by setting $|\mathcal{C}| = 10$ ($< 0.1\%$ of the entities in datasets like FB15k-237). While we recognize that extensive computations can quickly become challenging, they are crucial to improving experimental results. Second, limiting the search space of \mathcal{C} -sufficient explanations as noted in Rem. 4 may yield results that are hard to interpret. For example, take a prediction $(s_x, r_x, \hat{o}_x) = (\text{Paris}, \text{city_in}, \text{Europe})$ in a simple KG connecting s_x to \hat{o}_x with the path $(\text{Paris}, \text{located_in}, \text{Île-de-France}), (\text{Île-de-France}, \text{located_in}, \text{France}), (\text{France}, \text{located_in}, \text{Europe})$ (see Supp. Mat. Sec. A2 for a drawing). This path is a sufficient explanation in the standard sense, yet Def. 4 returns only its first triple with the s_x -to- c swap.

3.3 Latent Explanations

We consider latent explanations to be additive triples unobserved by the KGE model during training, i.e., not in $\mathcal{G}_{\text{train}}$. While the addition of such triples has been studied in the context of adversarial attacks on predictions, we reframe this problem through a different lens. In particular, we view \mathcal{G} as a sample drawn from a statistical ensemble on Ω . In this context, latent explanations are plausible missing triples that a generative model can infer². Incorporating them into the training set introduces new information to alter predictions.

We formalize this description as in Loconte et al. (2023). Let $\mathbf{Y} \in \{0, 1\}^{|\mathcal{E}| \times |\mathcal{R}| \times |\mathcal{E}|}$ be a tensor representing \mathcal{G} as $Y_{sro} = 1$ if $(s, r, o) \in \mathcal{G}$ and $Y_{sro} = 0$ otherwise. Interpreting Y_{sro} as a Bernoulli random variable yields the probability of sampling \mathcal{G} in Ω , that is

$$q(\mathcal{G}) = \prod_{(s, r, o) \in \Omega} p(Y_{sro} = \mathbf{I}[(s, r, o) \in \mathcal{G}] \mid s, r, o). \quad (8)$$

We can then define two types of latent explanations: *positive* and *negative*. We discuss the former, aiming at decreasing the rank of a prediction (increasing its score), in Def. 5. The latter is presented in Supp. Mat. Sec. A3.

Definition 5 (Positive Latent Explanation). A positive latent post-hoc explanation X_{ℓ}^{*+} for a prediction (s_x, r_x, \hat{o}_x) with rank $R_{\theta}(s_x, r_x, \hat{o}_x) > 1$ is the smallest non-empty set of unobserved triples in $\Omega \setminus \mathcal{G}_{\text{train}}$ ‘‘likely with respect to q ’’

²We use a probabilistic model, as it yields a robust measure of closeness between samples via its likelihood. Non-probabilistic models can also work if a closeness measure is introduced.

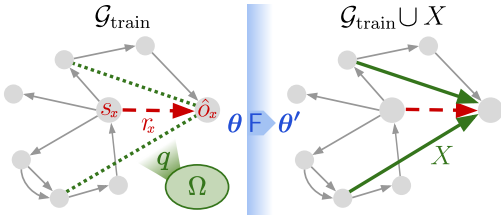


Figure 4: A candidate latent explanation X (solid green) for (s_x, r_x, \hat{o}_x) (red dashed) is drawn from Ω to fill two unobserved triples (dotted green). F adds to X to $\mathcal{G}_{\text{train}}$ and re-trains the KGE model.

that, if added to $\mathcal{G}_{\text{train}}$ and upon retraining the KGE model on $\mathcal{G}_{\text{train}} \cup X_{\ell}^{*+}$, maximally decreases $R_{\theta}(s_x, r_x, \hat{o}_x)$.

For example, take an incomplete KG expressing country-country and country-continent relationships. If (France, neighbor_of, Germany), (France, neighbor_of, Italy) were missing, sampling and adding them to the KG could increase the score of the prediction (France, located_in, Europe).

Remark 6. We do not specify the sampling scheme or formally define what “likely triples with respect to q ” are, as these are design choices. Still, Def. 5 captures the salient point of our construction: latent explanations are probabilistically plausible missing information of \mathcal{G} .

X_{ℓ}^{*+} in Def. 5 is also a solution of Prob. 1. This requires to (i) restrict the search space to $\mathcal{V} = \Omega \setminus \mathcal{G}_{\text{train}}$ with $C_1(s, r, o) = (s, r, o) \notin \mathcal{G}_{\text{train}}$ and with constraints $C_k(s, r, o)$ for likely triples, e.g., $C_2(s, r, o) = \{(s, r, o) \in \Omega \mid p(Y_{sro} = 1 \mid s, r, o) \geq 1 - \varepsilon, \varepsilon \text{ “small”}\}$. (ii) F now adds X to $\mathcal{G}_{\text{train}}$ and re-trains the KGE model on $\mathcal{G}_{\text{train}} \cup X$. (iii) Ψ can evaluate rank change if set as in Eq. (5).

We draw an illustration of the extraction and evaluation of a candidate latent explanation X in Fig. 4.

The perspective of linking unobserved explanations to a generative model largely departs from most current research. Only very recently, a similar approach to ours has been adopted in Barile, d’Amato, and Fanizzi (2024), where unseen triples are found with quotient graphs (Čebirić et al. 2019). There, the authors also suggest that a solution for this task is employing probabilistic generative algorithms such as GeKCs (Loconte et al. 2023), which makes sampling from Eq. (8) tractable and, therefore, would enable the discovery of latent explanations. In contrast, the literature (Pezeshkpour, Tian, and Singh 2019; Bhardwaj et al. 2021; Betz, Meilicke, and Stuckenschmidt 2022; Zhang et al. 2019a), commonly frames the addition of unobserved triples as an adversarial problem, but without a generative model (see Supp. Mat. Sec. A3 for details). Remarkably, using a generative model, i.e., imposing a mechanism for sampling probable triples, holds the potential to uncover highly non-trivial plausible missing relations in a KG. This could lead to substantial scientific impact e.g., in biomedical studies (Huang et al. 2024; Sudhahar et al. 2024). Crucially, latent explanations’ insightfulness and truthfulness should always be assessed by a user, as done for adversarial methods in, e.g., Betz, Meilicke, and Stuckenschmidt (2022).

4 Experimental Evaluations

We are equipped with a framework to find explanations in KGC, so now we focus on experimental evaluations. To accompany our discussion, we train ComplEx on FB15k-237. We find necessary explanations for 50 random top-ranked test triples in a set \mathcal{G} with CRIAGE, Data Poisoning, the AnyBURL Explainer, and Kelpie (extracting explanations with variable length and with length 1, we write K1 in the latter case). Details on experiments in Supp. Mat. Sec. A4.

Typically, explainability algorithms are evaluated with

$$\text{Hits}@k := |\{(s, r, o) \in \bar{\mathcal{G}} \mid R_{\theta}(s, r, o) \leq k\}| \quad (9)$$

$$\text{MRR} := |\bar{\mathcal{G}}|^{-1} \sum_{(s, r, o) \in \bar{\mathcal{G}}} R_{\theta}(s, r, o)^{-1}. \quad (10)$$

Eq. (9) counts triples with ranks lower than k . Eq. (10) is a softer alternative, with no cut at k and weighing more low-ranked triples. These metrics effectively assess the performance of KGE models. However, we argue that if used in isolation or without proper consideration, they might make explainability results hard to interpret.

Challenges. A prime example is given by a set $\bar{\mathcal{G}}$ with two triples ranked (2,2), $\text{MRR} = 0.5$. After removing their necessary explanations found by three explainability algorithms and retraining the KGE model, we get (2,8), (3,3), (2,4), i.e., $\text{MRR}_1 \simeq 0.31$, $\text{MRR}_2 \simeq 0.33$, $\text{MRR}_3 \simeq 0.38$. The MRR indicates a clear ordering since $\text{MRR}_1 < \text{MRR}_2 < \text{MRR}_3$ (lower MRR is better), but hides details. The first algorithm changes the rank of one triple by 6, the second changes both ranks by 1 (from 2 to 3), and the third changes the rank of one triple by 2. According to the MRR, the second algorithm outperformed the third despite equal cumulative rank changes. This is because the MRR is more sensitive to lower ranks. Contrarily, the first algorithm performs better due to a single large rank change, outweighing smaller changes in the second. Pairing MRR and Hits@2 can clarify such trends because we get Hits@2 = 1, 0, 1 for the three algorithms. Hence, we know that the second algorithm is changing the ranks of both triples, unlike the other two. Regrettably, coarse resolutions (e.g., Hits@1 or Hits@10) fail to capture these variations as rank changes go undetected. This phenomenon occurs in large-scale experiments (Zhang et al. 2019a; Pezeshkpour, Tian, and Singh 2019), where triples with varying ranks are aggregated into $|\bar{\mathcal{G}}|$. Here, the Hits@ k are ineffective, and the MRR remains constrained by its inherent limitations. We summarize our example in Tab. 1.

Giving more weight to lower-ranked triples through the MRR is effective for learning KGEs. However, we argue that this may not be enough to evaluate explainability algorithms. In fact, a rank change ΔR (the right-hand side of Eq. (5)) from 1 to 2 could be just as meaningful as one from 2 to 3 since they yield identical shifts in relative performance. Here, the MRRs of 1, 0.5, 0.33 vary non-linearly and reflect the original KGE model rankings rather than the direct impact of the explainability algorithm.

How do we improve current evaluations? In light of our discussion, a viable alternative to the MRR is $M\Delta R$ (Fuhr 2018), i.e., the mean of the rank differences ΔR over $\bar{\mathcal{G}}$. This metric is easily interpretable even when triples in $\bar{\mathcal{G}}$

Expl. Algo.	$R_{\theta'}$	ΔR	MRR	Hits@{1,2,10}
1	(2, 8)	(0, 6)	0.31	{0, 1, 2}
2	(3, 3)	(1, 1)	0.33	{0, 0, 2}
3	(2, 4)	(0, 2)	0.38	{0, 1, 2}

Table 1: Toy example. Two triples change ranks from (2,2) to $R_{\theta'}$. We report rank changes, written as ΔR , MRR, and Hits@{1,2,10}.

Algorithm	ML	M ΔR	MRR	Hits@1 [%]
Kelpie	3.92	0.58	0.821	72
Data Pois.	1	0.30	0.89	80
Kelpie (K1)	1	0.28	0.882	78
AnyBURL Expl.	1	0.16	0.927	86
CRIAGE	1	0.14	0.973	96

Table 2: Experimental results. ML is the mean explanation length. The rows are sorted by M ΔR . Higher M ΔR and lower MRR and Hits@1 are better. Pareto optimal ML-M ΔR results are bold.

have varying ranks, as ranks are not converted to their reciprocals, and measures consistent rank shifts irrespective of triples’ starting ranks. On the downside, M ΔR is sensitive to outliers. For instance, in Tab. 2, M ΔR is similar for the AnyBURL Explainer and CRIAGE, but we observe this to be due to a single triple in CRIAGE that disproportionately increases its rank with the others mostly unchanged (see Supp. Mat. Sec. A4). Crucially, M ΔR should be reported together with the explanation length (see Tab. 2). More in general, it is important to integrate both objectives of Prob. 1, accounting for effectiveness and conciseness.

A more restrictive yet practical solution is to restrict $\bar{\mathcal{G}}$ to triples with equal ranks $R_{\theta}(s, r, o) = k$ and combine MRR and Hits@ k . For this set, the Hits@ k count the number of triples shifting their ranks from k . Also, since all triples start from rank k , their MRR can be compared as differences, unlike in the general case where, e.g., a rank change from 1 to 2 and 2 to $+\infty$ yield the same relative rank difference (Fuhr 2018). This approach is used for $k = 1$ in (Rossi et al. 2022; Bhardwaj et al. 2021; Betz, Meilicke, and Stuckenschmidt 2022; Pezeshkpour, Tian, and Singh 2019) and in Tab. 2.

To add to these points, we note these metrics are aggregated and do not indicate *which* triples change ranks. Analyzing this, rather than aggregating triples, may be crucial in applied settings where some target triples are particularly relevant. Visualizations give this kind of insight (see Supp. Mat. Sec. A4). For example, many triples in $\bar{\mathcal{G}}$ do not change rank across all methods in Tab. 2. Clearly, this approach sacrifices the compactness of tabular data. While we focus on alternative metrics, we stress the need to probe algorithms with large experiments.

In summary, we believe that a robust evaluation requires accounting for the nuances of different metrics. Relying on a single metric risks drawing misleading conclusions, as no single metric captures all facets of explanations.

5 Do Post-hoc Explanations Explain?

Are post-hoc explanations of KGC predictions interpretable? We echo the “sober look” of Bordt and von Luxburg (2024). Namely, we argue that explanations should enable answering interpretative questions, i.e., questions that humans have about ML models. Examples in KGC are: **Q3**. Is a chemical reaction (A, produces, B) ranked worse when (A, reacts_with, C) is not observed during training? **Q4**. If we train only with a protein-protein interaction (A, interacts_with, B), is the enzyme activation (A, activates, C) still top-ranked? **Q5**. Does an novel drug-drug interaction (A, interacts_with, B) improves the score of (A, treats, C)?

Q3-Q5 differ from **Q1-Q2** because they situate questions about a statistic, the KGE model score, in user-relevant, real-world applications. It is subtle to understand whether explanations in Eqs. 3.1-3.3 are good answers to **Q3-Q5**, as by definition, they do not address applied questions.

For necessary and latent explanations X_n^* and X_ℓ^{**} , we argue that this may be easier. In fact, X_n^* directly affects a prediction upon its removal from the training set, while X_ℓ^{**} affects it upon its addition. In **Q3**, a KGE model ranks (A, produces, B) worse without $X_n^* = (A, \text{reacts_with}, C)$. In **Q5**, training upon adding $X_\ell^{**} = (A, \text{interacts_with}, B)$ to the training set improves the score of (A, treats, C).

Sufficient explanations become challenging if extracted by proxy as per Def. 4, i.e., by “transferring” them to \mathcal{C} . This approach makes experiments with KGE models feasible, but it introduces a degree of uncertainty in queries like **Q4**. This phenomenon is evident in the example of Sec. 3.2, where a path between the subject and object of a prediction serves as a better sufficient explanation than a single triple extracted with Def. 4. GNN-based explainability algorithms (Ma et al. 2024) can help overcome these limitations. However, as seen in Sec. 3.2, it is important to consider data contamination.

It is important to stress that while explanations may inform us about a KGE model’s prediction, they do not reveal real-world causal relationships (Molnar et al. 2022). E.g., in **Q5** a drug-drug interaction does not imply a better treatment outcome, which must be tested via laboratory experiments.

Our discussion underscores the dire need to parse explanations via human evaluation, as an omission may lead to explainability claims with no interpretation. Fortunately, this is an emerging trend (Sudhakar et al. 2024; Huang et al. 2024; Ma et al. 2024; Chang et al. 2024). We also discuss alternative views in Supp. Mat. Sec. A5.

6 Conclusion

We proposed a unified framework for post-hoc explanation in KGC, tackling key gaps. We characterized post-hoc explanations with multi-objective optimization, unifying explanation types, and discussed evaluation protocols for explainability algorithms and explanations’ interpretability.

Future methodological research directions, in alignment with our work, include studying latent explanations, e.g., by advancing probabilistic generative models for KGs, refining proxies for sufficient explanations, and developing efficient and flexible explainability algorithms, reducing resource use while enabling the exploration of larger search spaces.

References

- Abu-Rasheed, H.; Weber, C.; and Fathi, M. 2024. Knowledge Graphs as Context Sources for LLM-Based Explanations of Learning Recommendations. In *2024 IEEE Global Engineering Education Conference (EDUCON)*, 1–5. IEEE.
- Adadi, A.; and Berrada, M. 2018. Peeking Inside the Black-Box: A Survey on Explainable Artificial Intelligence (XAI). *IEEE Access*, 6: 52138–52160.
- Agarwal, C.; Saxena, E.; Krishna, S.; Pawelczyk, M.; Johnson, N.; Puri, I.; Zitnik, M.; and Lakkaraju, H. 2022. OpenXAI: Towards a Transparent Evaluation of Model Explanations. In *Thirty-sixth Conference on Neural Information Processing Systems Datasets and Benchmarks Track*.
- Arakelyan, E.; Daza, D.; Minervini, P.; and Cochez, M. 2021. Complex Query Answering with Neural Link Predictors. In *International Conference on Learning Representations*.
- Barile, R.; d’Amato, C.; and Fanizzi, N. 2024. Additive Counterfactuals for Explaining Link Predictions on Knowledge Graphs. In Alam, M.; Rospocher, M.; van Erp, M.; Hollink, L.; and Gesese, G. A., eds., *Knowledge Engineering and Knowledge Management*, 346–363. Cham: Springer Nature Switzerland. ISBN 978-3-031-77792-9.
- Barredo Arrieta, A.; Díaz-Rodríguez, N.; Del Ser, J.; Benetot, A.; Tabik, S.; Barbado, A.; Garcia, S.; Gil-Lopez, S.; Molina, D.; Benjamins, R.; Chatila, R.; and Herrera, F. 2020. Explainable Artificial Intelligence (XAI): Concepts, taxonomies, opportunities and challenges toward responsible AI. *Information Fusion*, 58: 82–115.
- Betz, P.; Meilicke, C.; and Stuckenschmidt, H. 2022. Adversarial Explanations for Knowledge Graph Embeddings. In Raedt, L. D., ed., *Proceedings of the Thirty-First International Joint Conference on Artificial Intelligence, IJCAI-22*, 2820–2826. International Joint Conferences on Artificial Intelligence Organization. Main Track.
- Bhardwaj, P.; Kelleher, J.; Costabello, L.; and O’Sullivan, D. 2021. Adversarial Attacks on Knowledge Graph Embeddings via Instance Attribution Methods. In Moens, M.-F.; Huang, X.; Specia, L.; and Yih, S. W.-t., eds., *Proceedings of the 2021 Conference on Empirical Methods in Natural Language Processing*, 8225–8239. Online and Punta Cana, Dominican Republic: Association for Computational Linguistics.
- Bhatt, U.; Weller, A.; and Moura, J. M. F. 2020. Evaluating and Aggregating Feature-based Model Explanations. In Bessiere, C., ed., *Proceedings of the Twenty-Ninth International Joint Conference on Artificial Intelligence, IJCAI-20*, 3016–3022. International Joint Conferences on Artificial Intelligence Organization. Main track.
- Bodria, F.; Giannotti, F.; Guidotti, R.; Naretto, F.; Pedreschi, D.; and Rinzivillo, S. 2023. Benchmarking and survey of explanation methods for black box models. *Data Mining and Knowledge Discovery*, 37(5): 1719–1778.
- Bollacker, K.; Evans, C.; Paritosh, P.; Sturge, T.; and Taylor, J. 2008. Freebase: a collaboratively created graph database for structuring human knowledge. In *Proceedings of the 2008 ACM SIGMOD International Conference on Management of Data, SIGMOD ’08*, 1247–1250. New York, NY, USA: Association for Computing Machinery. ISBN 9781605581026.
- Bordes, A.; Usunier, N.; Garcia-Duran, A.; Weston, J.; and Yakhnenko, O. 2013. Translating Embeddings for Modeling Multi-relational Data. In Burges, C.; Bottou, L.; Welling, M.; Ghahramani, Z.; and Weinberger, K., eds., *Advances in Neural Information Processing Systems*, volume 26. Curran Associates, Inc.
- Bordt, S.; and von Luxburg, U. 2024. Statistics without Interpretation: A Sober Look at Explainable Machine Learning. arXiv:2402.02870.
- Bugueño, M.; Biswas, R.; and de Melo, G. 2024. Graph-Based Explainable AI: A Comprehensive Survey. Working paper or preprint.
- Byrne, R. M. J. 2019. Counterfactuals in Explainable Artificial Intelligence (XAI): Evidence from Human Reasoning. In *Proceedings of the Twenty-Eighth International Joint Conference on Artificial Intelligence, IJCAI-19*, 6276–6282. International Joint Conferences on Artificial Intelligence Organization.
- Čebirić, Š.; Goasdoué, F.; Kondylakis, H.; Kotzinos, D.; Manolescu, I.; Troullinou, G.; and Zneika, M. 2019. Summarizing semantic graphs: a survey. *The VLDB Journal*, 28(3): 295–327.
- Chang, H.; Ye, J.; Lopez-Avila, A.; Du, J.; and Li, J. 2024. Path-based Explanation for Knowledge Graph Completion. In *Proceedings of the 30th ACM SIGKDD Conference on Knowledge Discovery and Data Mining, KDD ’24*, 231–242. ACM.
- Cui, X.; Lee, J. M.; and Hsieh, J. P.-A. 2019. An Integrative 3C evaluation framework for Explainable Artificial Intelligence. In *Americas Conference on Information Systems*.
- Dettmers, T.; Minervini, P.; Stenetorp, P.; and Riedel, S. 2018. Convolutional 2D knowledge graph embeddings. In *Proceedings of the Thirty-Second AAAI Conference on Artificial Intelligence and Thirtieth Innovative Applications of Artificial Intelligence Conference and Eighth AAAI Symposium on Educational Advances in Artificial Intelligence, AAAI’18/IAAI’18/EAAI’18*. AAAI Press. ISBN 978-1-57735-800-8.
- Fuhr, N. 2018. Some Common Mistakes In IR Evaluation, And How They Can Be Avoided. *SIGIR Forum*, 51(3): 32–41.
- Gad-Elrab, M. H.; Stepanova, D.; Tran, T.-K.; Adel, H.; and Weikum, G. 2020. ExCut: Explainable Embedding-Based Clustering over Knowledge Graphs. In Pan, J. Z.; Tamma, V.; d’Amato, C.; Janowicz, K.; Fu, B.; Polleres, A.; Seneviratne, O.; and Kagal, L., eds., *The Semantic Web – ISWC 2020*, 218–237. Cham: Springer International Publishing. ISBN 978-3-030-62419-4.
- Gu, P.; Shen, Y.; Wang, L.; Wang, Q.; Wu, H.; and Mao, Z. 2023. IAEval: A Comprehensive Evaluation of Instance Attribution on Natural Language Understanding. In Bouamor,

- H.; Pino, J.; and Bali, K., eds., *Findings of the Association for Computational Linguistics: EMNLP 2023*, 11966–11977. Singapore: Association for Computational Linguistics.
- Guidotti, R. 2024. Counterfactual explanations and how to find them: literature review and benchmarking. *Data Mining and Knowledge Discovery*, 38(5): 2770–2824.
- Gusmão, A. C.; Correia, A. H. C.; De Bona, G.; and Cozman, F. G. 2018. Interpreting embedding models of knowledge bases: a pedagogical approach. *arXiv preprint arXiv:1806.09504*.
- Huang, K.; Chandak, P.; Wang, Q.; Havaladar, S.; Vaid, A.; Leskovec, J.; Nadkarni, G. N.; Glicksberg, B. S.; Gehlenborg, N.; and Zitnik, M. 2024. A foundation model for clinician-centered drug repurposing. *Nature Medicine*.
- Ingber, L. 1989. Very fast simulated re-annealing. *Mathematical and Computer Modelling*, 12(8): 967–973.
- Lacroix, T.; Usunier, N.; and Obozinski, G. 2018. Canonical Tensor Decomposition for Knowledge Base Completion. In Dy, J.; and Krause, A., eds., *Proceedings of the 35th International Conference on Machine Learning*, volume 80 of *Proceedings of Machine Learning Research*, 2863–2872. PMLR.
- Lin, X.; Quan, Z.; Wang, Z.-J.; Ma, T.; and Zeng, X. 2020. KGNN: Knowledge Graph Neural Network for Drug-Drug Interaction Prediction. In Bessiere, C., ed., *Proceedings of the Twenty-Ninth International Joint Conference on Artificial Intelligence, IJCAI-20*, 2739–2745. International Joint Conferences on Artificial Intelligence Organization. Main track.
- Liu, W.; Zhou, P.; Zhao, Z.; Wang, Z.; Ju, Q.; Deng, H.; and Wang, P. 2020. K-BERT: Enabling Language Representation with Knowledge Graph. *Proceedings of the AAAI Conference on Artificial Intelligence*, 34(03): 2901–2908.
- Loconte, L.; Di Mauro, N.; Peharz, R.; and Vergari, A. 2023. How to Turn Your Knowledge Graph Embeddings into Generative Models. In Oh, A.; Naumann, T.; Globerson, A.; Saenko, K.; Hardt, M.; and Levine, S., eds., *Advances in Neural Information Processing Systems*, volume 36, 77713–77744. Curran Associates, Inc.
- Ma, T.; song, X.; Tao, W.; Li, M.; Zhang, J.; Pan, X.; Lin, J.; Song, B.; and xiangxiang Zeng. 2024. KGExplainer: Towards Exploring Connected Subgraph Explanations for Knowledge Graph Completion. *arXiv:2404.03893*.
- Meilicke, C.; Chekol, M. W.; Ruffinelli, D.; and Stuckenschmidt, H. 2019. Anytime Bottom-Up Rule Learning for Knowledge Graph Completion. In *Proceedings of the Twenty-Eighth International Joint Conference on Artificial Intelligence, IJCAI-19*, 3137–3143. International Joint Conferences on Artificial Intelligence Organization.
- Miller, T. 2019. Explanation in artificial intelligence: Insights from the social sciences. *Artificial Intelligence*, 267: 1–38.
- Molnar, C.; König, G.; Herbinger, J.; Freiesleben, T.; Dandl, S.; Scholbeck, C. A.; Casalicchio, G.; Grosse-Wentrup, M.; and Bischl, B. 2022. *General Pitfalls of Model-Agnostic Interpretation Methods for Machine Learning Models*, 39–68. Cham: Springer International Publishing. ISBN 978-3-031-04083-2.
- Nauta, M.; Trienes, J.; Pathak, S.; Nguyen, E.; Peters, M.; Schmitt, Y.; Schlötterer, J.; van Keulen, M.; and Seifert, C. 2023. From Anecdotal Evidence to Quantitative Evaluation Methods: A Systematic Review on Evaluating Explainable AI. *ACM Comput. Surv.*, 55(13s).
- Nickel, M.; Murphy, K.; Tresp, V.; and Gabrilovich, E. 2015. A review of relational machine learning for knowledge graphs. *Proceedings of the IEEE*, 104(1): 11–33.
- Pezeshkpour, P.; Tian, Y.; and Singh, S. 2019. Investigating Robustness and Interpretability of Link Prediction via Adversarial Modifications. In Burstein, J.; Doran, C.; and Solorio, T., eds., *Proceedings of the 2019 Conference of the North American Chapter of the Association for Computational Linguistics: Human Language Technologies, Volume 1 (Long and Short Papers)*, 3336–3347. Minneapolis, Minnesota: Association for Computational Linguistics.
- Rajabi, E.; and Etminani, K. 2024. Knowledge-graph-based explainable AI: A systematic review. *Journal of Information Science*, 50(4): 1019–1029.
- Rossi, A.; Barbosa, D.; Firmani, D.; Matinata, A.; and Meriardo, P. 2021. Knowledge Graph Embedding for Link Prediction: A Comparative Analysis. *ACM Trans. Knowl. Discov. Data*, 15(2).
- Rossi, A.; Firmani, D.; Meriardo, P.; and Teofili, T. 2022. Explaining Link Prediction Systems based on Knowledge Graph Embeddings. In *Proceedings of the 2022 International Conference on Management of Data, SIGMOD '22*, 2062–2075. New York, NY, USA: Association for Computing Machinery. ISBN 9781450392495.
- Sadeghian, A.; Armandpour, M.; Ding, P.; and Wang, D. Z. 2019. DRUM: End-To-End Differentiable Rule Mining On Knowledge Graphs. In Wallach, H.; Larochelle, H.; Beygelzimer, A.; d'Alché-Buc, F.; Fox, E.; and Garnett, R., eds., *Advances in Neural Information Processing Systems*, volume 32. Curran Associates, Inc.
- Sanchez, I.; Rocktaschel, T.; Riedel, S.; and Singh, S. 2015. Towards extracting faithful and descriptive representations of latent variable models. *AAAI Spring Symposium on Knowledge Representation and Reasoning (KRR): Integrating Symbolic and Neural Approaches*, 1: 4–1.
- Sudhahar, S.; Ozer, B.; Chang, J.; Chadwick, W.; O'Donovan, D.; Campbell, A.; Tulip, E.; Thompson, N.; and Roberts, I. 2024. An experimentally validated approach to automated biological evidence generation in drug discovery using knowledge graphs. *Nature Communications*, 15(1): 5703.
- Sun, Z.; Deng, Z.-H.; Nie, J.-Y.; and Tang, J. 2019. RotatE: Knowledge Graph Embedding by Relational Rotation in Complex Space. In *International Conference on Learning Representations*.
- Toutanova, K.; and Chen, D. 2015. Observed versus latent features for knowledge base and text inference. In Al-lauzen, A.; Grefenstette, E.; Hermann, K. M.; Larochelle, H.; and Yih, S. W.-t., eds., *Proceedings of the 3rd Workshop*

on *Continuous Vector Space Models and their Compositionality*, 57–66. Beijing, China: Association for Computational Linguistics.

Trouillon, T.; Welbl, J.; Riedel, S.; Gaussier, E.; and Bouchard, G. 2016. Complex Embeddings for Simple Link Prediction. In Balcan, M. F.; and Weinberger, K. Q., eds., *Proceedings of The 33rd International Conference on Machine Learning*, volume 48 of *Proceedings of Machine Learning Research*, 2071–2080. New York, New York, USA: PMLR.

Watson, D. S.; Gultchin, L.; Taly, A.; and Floridi, L. 2021. Local explanations via necessity and sufficiency: unifying theory and practice. In de Campos, C.; and Maathuis, M. H., eds., *Proceedings of the Thirty-Seventh Conference on Uncertainty in Artificial Intelligence*, volume 161 of *Proceedings of Machine Learning Research*, 1382–1392. PMLR.

Yang, B.; Yih, W.-t.; He, X.; Gao, J.; and Deng, L. 2014. Embedding entities and relations for learning and inference in knowledge bases. *arXiv preprint arXiv:1412.6575*.

Zhang, H.; Zheng, T.; Gao, J.; Miao, C.; Su, L.; Li, Y.; and Ren, K. 2019a. Data Poisoning Attack against Knowledge Graph Embedding. In *Proceedings of the Twenty-Eighth International Joint Conference on Artificial Intelligence, IJCAI-19*, 4853–4859. International Joint Conferences on Artificial Intelligence Organization.

Zhang, S.; Zhang, J.; Song, X.; Adeshina, S.; Zheng, D.; Faloutsos, C.; and Sun, Y. 2023. PaGE-Link: Path-based Graph Neural Network Explanation for Heterogeneous Link Prediction. In *Proceedings of the ACM Web Conference 2023, WWW '23*, 3784–3793. New York, NY, USA: Association for Computing Machinery. ISBN 9781450394161.

Zhang, W.; Paudel, B.; Wang, L.; Chen, J.; Zhu, H.; Zhang, W.; Bernstein, A.; and Chen, H. 2019b. Iteratively Learning Embeddings and Rules for Knowledge Graph Reasoning. In *The World Wide Web Conference, WWW '19*, 2366–2377. New York, NY, USA: Association for Computing Machinery. ISBN 9781450366748.

Supplementary Material: Unifying Post-hoc Explanations of Knowledge Graph Completions

A1 Details about explainability algorithms

In Tab. A1, we summarize the constraints applied by the explainability algorithms discussed in Sec. 3.1. Algorithms either solve a single-objective problem with a fixed explanation length or a multi-objective problem where the explanation length varies. Different restrictions are imposed on the search space of explanations, \mathcal{Y} . When convenient, we express these constraints so that they can be interpreted as Boolean functions $C_k(s, r, o)$.

We use “N” and “S” to indicate the algorithms’ capacity to extract necessary and sufficient explanations, respectively. The label “A” is used for algorithms that add unseen triples to the KG through adversarial attacks to alter predictions. Importantly, as noted in Sec. 3.3, none of these algorithms is tied to a generative model. Finally, asterisks indicate implementations from Rossi et al. (2022).

Below, we describe in detail the functioning of CRIAGE, Data Poisoning, Kelpie, and the AnyBURL explainer, which are used in our experiments.

A1.1 CRIAGE (Pezeshkpour, Tian, and Singh 2019)

CRIAGE (Completion Robustness and Interpretability via Adversarial Graph Edits) estimates the effect of post-hoc explanations on the predictions of a KGE model as follows.

For a necessary explanation, the difference between the KGE model loss before and after explanation removal is approximated by truncating its Taylor expansion at the first order with respect to the embeddings. This approach allows the authors to derive a closed-form expression for the difference $\Phi_{\theta'}(s_x, r_x, \hat{o}_x) - \Phi_{\theta}(s_x, r_x, \hat{o}_x)$ (an effectiveness function akin to Eq. (5)). Then, the most effective neighboring triple to (s_x, r_x, \hat{o}_x) is found through exhaustive search.

For adversarial attacks (aimed at both increasing or decreasing the prediction score), using brute force to find the most effective triple to add would not work. In fact, constraining the explanation objective to $o = \hat{o}_x$ leaves room for its subject-relation tuple to vary across $|\mathcal{R}||\mathcal{E}|$ values. To alleviate the complexity of this search, the authors translate the search problem into a continuous optimization one. Specifically, they use gradient descent to find the most effective unobserved triple, optimizing its vector representation in the embedding space. Once the optimal vector is found, its corresponding (s, r) pair is retrieved using a decoder (an “Inverter Network”) specifically trained for such a purpose.

CRIAGE is reprogrammed to find \mathcal{C} -sufficient explanations in Rossi et al. (2022). The method used is the same as that for necessary explanations. However, the score difference is now calculated for target triples $(c, r_x, \hat{o}_x) \in \mathcal{G}_{\mathcal{C}}$ upon the addition of a triple among those connected to s_x . The best triple is chosen through exhaustive search.

A1.2 AnyBURL Explainer (Betz, Meilicke, and Stuckenschmidt 2022)

The AnyBURL Explainer is a black-box method to find explanations from predictions of AnyBURL (Meilicke et al. 2019), a symbolic algorithm for learning logical rules for KGC.

AnyBURL samples paths from a KG and transforms them into logical rules. In particular, triples in the KG are abstracted into facts, i.e., statements symbolically denoted as $r(s, o)$. Here, the subject s is connected to the object o through the predicate r . Facts whose corresponding triples are connected in KG paths, e.g., (Alice, lives_in, Netherlands) and (Netherlands, language_is, Dutch), are used to learn rules such as $\text{lives_in}(X, A)$ and $\text{language_is}(A, Y)$, relating the variables X , A , and Y with the predicates lives_in and language_is . This enables prediction. In this example, it would consist of inferring that Alice, a particular instance of X , speaks Dutch, an instance of Y , due to the conjunction of the two rules.

A similar mechanism is used to find explanations. Necessary candidate explanations are represented by rules of triples connected to the predicted triple that, when instantiated, enables one to make such a prediction. The best necessary explanation is extracted according to a confidence score. Intuitively, this is the ratio between the number of instantiations for which a prediction is true divided by the total number of times the candidate rule can be instantiated.

Adversarial attacks (aimed at worsening predictions) are performed by modifying the extracted necessary explanations. In particular, for a necessary explanation (s, r, o) , if $s = s_x$ (equivalently, $o = \hat{o}_x$), the object o (or equivalently, s) is swapped with an entity to produce an unobserved triple in the KG.

A1.3 Data Poisoning (Zhang et al. 2019a)

Data Poisoning finds explanations belonging to two categories. The first explanations are deemed by the authors “direct attacks” and consist of triples (s, r, o) whose subject is $s = s_x$. The second explanations are called “indirect attacks”. They are triples with entities within 1 hop from s_x but not necessarily connected to it. These two search spaces correspond to those represented in Fig. 2(b).

For direct attacks, necessary explanations are extracted as follows. First, the partial derivative of $\Phi_{\theta}(s_x, r_x, \hat{o}_x)$ with respect to the embedding of s_x is computed and multiplied by a small scalar, the “perturbation step”. This product, $\tilde{\epsilon}$, represents the “fastest direction [to decrease the prediction score]”. Then, the difference $\Phi_{\theta}(s = s_x, r, o) - \lambda \tilde{\Phi}_{\theta}(s = s_x, r, o)$ is calculated for all triples connected to the prediction with $s = s_x$. Here, λ is a scalar parameter and $\tilde{\Phi}_{\theta}(s = s_x, r, o)$ is the score of $(s = s_x, r, o)$ obtained when shifting the embedding of s_x by $\tilde{\epsilon}$. The M triples maximizing this difference are taken as necessary explanations. The

Algorithm	Expl. length	$\mathcal{Y}(C_k(s, r, o))$	N, S, A	Description
CRIAGE	Fixed, 1	$o = \hat{o}_x$	N, S*, A	Sec. A1.1
Attribution Attack	Fixed, 1	$(s \vee o) = \{s_x, \hat{o}_x\}$	N, A	—
AnyBURL Explainer	Fixed, 1	$(s \vee o) = \{s_x, \hat{o}_x\}$	N, A	Sec. A1.2
Data Poisoning	Fixed, ≥ 1	Case 1: $s = s_x$ / Case 2: 1-hop KG from s_x	N, S*, A	Sec. A1.3
Kelpie	Variable, ≤ 4	$s = s_x \vee o = s_x$ and Top- $K = 10, 20, 30$	N, S	Sec. A1.4

Table A1: Summary of explainability algorithms for KGC.

intuition behind this construction is that such triples maximize $\Phi_\theta(s = s_x, r, o)$ and therefore, they are relevant for the KGE model to infer (s_x, r_x, \hat{o}_x) . Additionally, they yield small values of $\tilde{\Phi}_\theta$, i.e., they are not relevant for the KGE model if it were to make a wrong prediction.

An analogous strategy is used for adversarial attacks. Here, the goal is to worsen a prediction (s_x, r_x, \hat{o}_x) . Therefore $\lambda\tilde{\Phi}_\theta(s = s_x, r, o) - \Phi_\theta(s = s_x, r, o)$ is to evaluate the effectiveness of explanations.

Indirect attacks are more complex. Without going into extensive details, the authors develop a heuristic to estimate how the perturbation of a removed triple would propagate to (s_x, r_x, \hat{o}_x) passing through other triples. Such a heuristic is detailed in Algorithm 1 of Zhang et al. (2019a).

Data Poisoning is reimplemented in Rossi et al. (2022) to find sufficient explanations. Here, instead of computing $\tilde{\epsilon}$ at s_x , the partial derivative of the KGE score is computed at c for each (c, r_x, \hat{o}_x) . Triples in the neighborhood of (s_x, r_x, \hat{o}_x) are linked to every (c, r_x, \hat{o}_x) with a s_x -to- c swap. Then, the triple leading to the greatest score improvement of (c, r_x, \hat{o}_x) is taken as a \mathcal{C} -sufficient explanation.

A1.4 Kelpie (Rossi et al. 2022)

Kelpie extracts necessary and sufficient explanations of variable length using three main modules: a “Pre-Filter”, a “Relevance Engine”, and an “Explanation Builder”.

The “Pre-Filter” reduces the search space \mathcal{Y} , making computations with Kelpie more efficient. For a prediction (s_x, r_x, \hat{o}_x) , it restricts the search space using a top- K policy ($K = 10, 20, 30$). This policy considers triples ($s = s_x, r, o$) or $(s, r, o = s_x)$ and selects the ones with the smaller shortest non-oriented shortest path between s and \hat{o}_x , or between o and \hat{o}_x , respectively.

The “Relevance Engine” estimates the effect of removing a triple (a candidate necessary explanation) or adding it to a target triple (a candidate sufficient explanation). It does so by retraining the KGE model. However, since retraining from scratch would be computationally prohibitive, it adopts a “post-training” method. For necessary explanations, this consists of retraining the KGE model after removing a candidate explanation (set of triples) while keeping all embeddings frozen as in the original training—except for those of entities and relations in triples connected to s_x . For sufficient explanations, the approach is analogous, but the retrained embeddings are only those of triples connected to target entities c . The difference in rank of (s_x, r_x, \hat{o}_x) (respectively, (c, r_x, \hat{o}_x) for sufficient explanations) before and after the “post-training” is calculated as in Eq. (5) (respectively, Eq.

(7) with an extra normalization factor $R_{\theta'}(c, r_x, \hat{o}_x) - 1$). Such a difference is used to measure the effectiveness of explanations.

The “Explanation Builder” constructs explanations to be evaluated by the “Relevance Engine” using Adaptive Simulated Annealing (Ingber 1989), allowing the creation of explanations with multiple triples without extensive search. The routine first explores single-triple explanations and computes their effectiveness with the “Relevance Engine”. If an optimal explanation is found (where optimality is measured if the effectiveness surpasses a predefined threshold), the search stops. Otherwise, if no single-triple explanation is optimal, explanations of length two are evaluated by the “Relevance Engine” in order of preliminary relevance, computed as the sum of the effectiveness of their individual triples. This process continues up to explanations made of four triples.

A2 An example for \mathcal{C} -sufficient explanations

In Fig. A1, we draw the KG discussed in the example of Sec. 3.2. Here, the prediction is $(s_x, r_x, \hat{o}_x) = (\text{Paris}, \text{city_in}, \text{Europe})$. A sufficient explanation is $(\text{Paris}, \text{located_in}, \text{Île-de-France})$, $(\text{Île-de-France}, \text{located_in}, \text{France})$, $(\text{France}, \text{located_in}, \text{Europe})$. However, its \mathcal{C} -sufficient explanation would be $(\text{Paris}, \text{located_in}, \text{Île-de-France})$, which gets connected to $(\text{L.A.}, \text{located_in}, \text{Southern California})$.

A3 Negative latent explanations

Analogously to positive sufficient explanations in Sec. 3.2, negative sufficient explanations are unobserved triples “likely with respect to q ”. However, they are opposite in their scope, as their effectiveness is measured by computing how much the rank of a prediction increases, i.e., how much its score worsens.

We define them as follows.

Definition A6 (Negative Latent Explanation). A negative latent post-hoc explanation X_ℓ^{*-} for a prediction (s_x, r_x, \hat{o}_x) with rank $R_\theta(s_x, r_x, \hat{o}_x) < |\mathcal{E}|$ is the smallest non-empty set of unobserved triples in $\Omega \setminus \mathcal{G}_{\text{train}}$ “likely with respect to q ” that, if added to $\mathcal{G}_{\text{train}}$ and upon retraining the KGE model on $\mathcal{G}_{\text{train}} \cup X_\ell^{*-}$, maximally increases $R_\theta(s_x, r_x, \hat{o}_x)$.

Negative latent explanations are solutions of Problem 1 with steps (i)-(iii) as for positive ones. Here, however, the goal is to calculate how much the rank of a prediction increases. Therefore, to measure explanation in (iii), we can take, e.g., $-\Psi$, with Ψ as in Eq. (5).

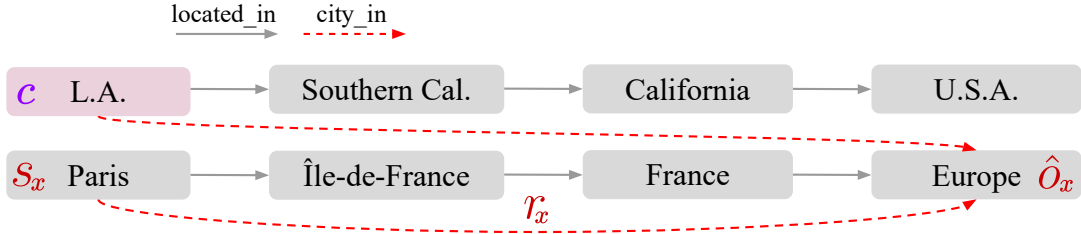


Figure A1: Example KG. The target set is made up of a single triple, $\mathcal{C} = \{c\} = \{\text{L.A.}\}$, where the s_x -to- c swap happens changing $(s_x, r_x, \hat{o}_x) = (\text{Paris}, \text{city_in}, \text{Europe})$ to $(c, r_x, \hat{o}_x) = (\text{L.A.}, \text{city_in}, \text{Europe})$.

Their interpretation becomes clearer with an example. We can understand them as the smallest set of triples that, if observed, would “maximally invalidate” a prediction made by the KGE model. Take a prediction such as $(\text{France}, \text{located_in}, \text{Asia})$. In this case, triples like $(\text{France}, \text{neighbor_of}, \text{Italy})$ or $(\text{France}, \text{neighbor_of}, \text{Germany})$ have the opposite effect than a positive explanation in Definition 5—they worsen the prediction by decreasing its score and, thus, increasing its rank.

A4 Details about the experiments

A4.1 Training ComplEx

The numerical results in Sec. 4 are obtained by training ComplEx (Trouillon et al. 2016) using the code from Rossi et al. (2022), which is primarily based on the implementation of Lacroix, Usunier, and Obozinski (2018). ComplEx is a KGE model that solves KGC through low-rank matrix factorization with complex embeddings. We train it on FB15k-237 (Toutanova and Chen 2015), a popular dataset for KGC derived from FB15k (Bordes et al. 2013) by filtering data leaks between the evaluation and test sets. FB15k-237 contains 310,116 triples, 14,541 entities, and 237 relations.

Initially, we trained ComplEx using the hyperparameters suggested in the Kelpie repository³ (Rossi et al. 2022) by its authors. This setup produced good performance in terms of Test and Validation Hits@ k ($k = 1, 10$) and MRR, as shown in Tab. A2 (“Kelpie” column). However, upon closer inspection, we observed that the model validation loss increased during training (see Fig. A2). This behavior was not reflected in the Hits@ k or MRR metrics but was evident from the Negative Log-Likelihood loss, with which ComplEx is trained.

Intuitively, this discrepancy arises because metrics like MRR and Hits@ k focus on ranks, which discretize differences in the KGE score to intervals of unitary size (see Eq. (2)). Differences in the score are instead captured by the loss. This metric, being sensitive to score differences, may explode if large score differences are observed.

This observation does not hinder experimental results in Rossi et al. (2022), as the KGE model performance is assessed via MRR and Hits@ k . However, we decided to retrain ComplEx with a new set of hyperparameters reported

in our code repository to make the model viable for potential scenarios where the KGE score matters, e.g., confidence thresholds or score-based filtering. With this new set of hyperparameters, ComplEx still performs well in terms of MRR and Hits@ k as shown in Tab. A2 (“Ours” column). Additionally, the validation loss decreases as shown in Fig. A2. We use the new hyperparameters for our explainability experiments.

A4.2 Running the explainability algorithms

We randomly select 50 triples among those top-ranked by ComplEx. To ensure reproducibility, we provide these triples in our code repository. Along with the top-ranked triples, we include detailed commands and instructions to replicate the results in Tab. 2. CRIAGE, Data Poisoning, and Kelpie were executed using their default configurations as implemented in Rossi et al. (2022). Similarly for the AnyBURL Explainer (Betz, Meilicke, and Stuckenschmidt 2022), which is bundled with AnyBURL v22, available through the AnyBURL repository⁴.

Following the approach used in Kelpie, we extract necessary explanations for the 50 top-ranked sampled triples. Then, we remove them simultaneously from the training set and retrain ComplEx on this modified set.

As discussed in Sec. 4, in Fig. A3-A4, we display bar plots showing the reciprocal ranks and ranks for each explainability method across all 50 drawn triples.

A4.3 Comments on the interpretability of $\mathbf{M}\Delta\mathbf{R}$

Note that $\mathbf{M}\Delta\mathbf{R}$, the mean of the rank differences $\Delta\mathbf{R}$ over a test set $\bar{\mathcal{G}}$, is the same as $\Delta\mathbf{MR}$, the difference in the arithmetic mean over all individual ranks. Indeed,

$$\mathbf{M}\Delta\mathbf{R} = \frac{1}{|\bar{\mathcal{G}}|} \sum_{(s,r,o) \in \bar{\mathcal{G}}} R_{\theta'}(s, r, o) - R_{\theta}(s, r, o) \quad (\text{A1})$$

$$= \frac{1}{|\bar{\mathcal{G}}|} \left(\sum_{(s,r,o) \in \bar{\mathcal{G}}} R_{\theta'}(s, r, o) \right) \quad (\text{A2})$$

$$- \frac{1}{|\bar{\mathcal{G}}|} \left(\sum_{(s,r,o) \in \bar{\mathcal{G}}} R_{\theta}(s, r, o) \right) \quad (\text{A3})$$

$$= \mathbf{MR}_{\theta'} - \mathbf{MR}_{\theta} = \Delta\mathbf{MR}. \quad (\text{A4})$$

³<https://github.com/AndRossi/Kelpie>

⁴<https://web.informatik.uni-mannheim.de/AnyBURL/>

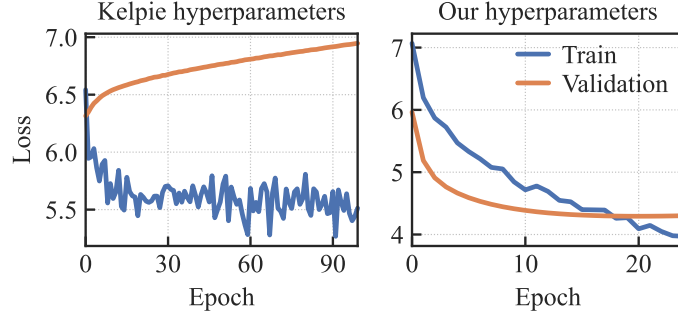


Figure A2: Left panel: Training and Validation loss of ComplEx with the hyperparameters suggested by Rossi et al. (2022). Right panel: Losses of ComplEx with our hyperparameters.

Table A2: Validation and Test performance metrics for our ComplEx hyperparameters are under “Ours”. Those of Rossi et al. (2022) are under “Kelpie”. Numbers are rounded to the third decimal digit.

Metric	Ours	Kelpie
Validation Hits@1	0.233	0.275
Validation Hits@10	0.484	0.561
Validation MRR	0.316	0.37
Test Hits@1	0.227	0.271
Test Hits@10	0.478	0.558
Test MRR	0.311	0.365

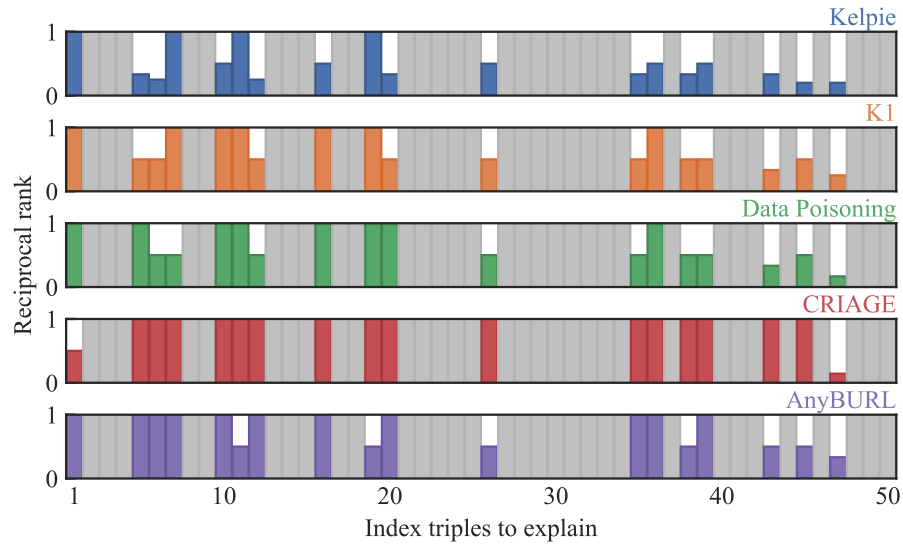


Figure A3: Reciprocal ranks of all 50 random test triples. Triples that do not change ranks after the explanation’s removal and KGE model’s retraining are colored in gray.

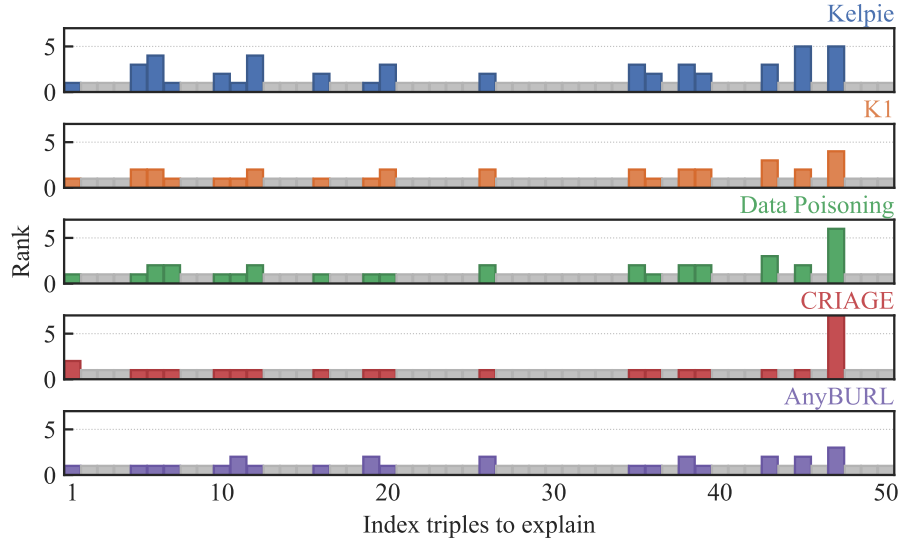


Figure A4: Ranks of all 50 random test triples. Triples that do not change ranks after the explanation’s removal and KGE model’s retraining are colored in gray.

Although MR has the unusual property for an evaluation metric of indicating better performance for lower values, it is easily interpretable and weighs rank changes consistently on the whole scale (Fuhr 2018). When evaluating rank changes in $M\Delta R$, we use the new ranks as the subtrahend and the original ranks as the minuend. Specifically, we compute $MR_{\theta'} - MR_{\theta}$ instead of $MR_{\theta} - MR_{\theta'}$. As a result, we recover a metric where higher values indicate better performance.

A5 Alternative Views

While this paper advocates for a unified approach to post-hoc explainability in KGC, several viable alternative perspectives warrant consideration.

First, **explanations extend beyond triple-based representation, they are inherently multifaceted**. Textual explanations, for instance, give more intuitive and accessible insights for specific audiences. Large Language Models can generate such explanations to complement or replace triples (Abu-Rasheed, Weber, and Fathi 2024). For example, if we take a prediction (A, produces, B) in a medical context, a textual explanation like “Compound A reacts with Enzyme X to produce Compound B, a key process in metabolic pathway Y” may better resonate with medical professionals.

Second, **interpretability is inherently context-dependent**. The utility of an explanation depends on user needs, domain-specific constraints, and task-specific requirements. For example, a data scientist might prefer graph-based explanations, whereas a medical professional may value concise, domain-specific textual ones. Addressing these needs may require frameworks tailored to the unique demands of diverse use cases. For example, it could be relevant to embed desirable properties of explanations, like their alignment with users’ prior knowledge (Nauta et al. 2023), into the explainability framework—going beyond Prob. 1.